



Fourth Quarter 2015 Progress Report

Whirlpool Facility
Fort Smith, Arkansas

Prepared for:
Whirlpool Corporation

Prepared by:
Ramboll Environ US Corporation

Date:
January 2016

Project Number:
34-37500F

RAMBOLL ENVIRON

Fourth Quarter 2015 Progress Report
October 1, 2015 through December 31, 2015
Whirlpool Facility - Fort Smith, Arkansas

1. INTRODUCTION

This quarterly report has been prepared in accordance with the Remedial Action Decision Document (RADD) issued by the Arkansas Department of Environmental Quality (ADEQ) on December 27, 2013 and updated on November 2015, for the Whirlpool Fort Smith, Arkansas, site (Site). This Fourth Quarter Progress Report (Report) is not forward looking. This report includes a description of the work completed during the fourth quarter of 2015, findings of the activities completed in this reporting period, issues identified and resolved, and deviations or schedule adjustments from plans and correspondence submitted to the ADEQ. Details supporting the Summary of Findings are provided in the documents attached to this Report.

2. SUMMARY OF FINDINGS

- Groundwater monitoring data suggests natural attenuation of trichloroethene (TCE) is continuing to occur via biological and other natural attenuation mechanisms in both onsite and offsite groundwater.
- The approximate location of the hydraulic divide between the north and south groundwater plume boundaries continued to be south of Ingersoll Avenue, which is generally consistent with previous reporting periods and historic results.
- The installation of eight sentinel wells to the south of the former manufacturing building has refined the understanding of the southern flow regime where the hydraulic gradient is gradual to the south beneath the facility but steepens to the east and southwest beyond the former manufacturing building.
- Fourth quarter groundwater monitoring data shows generally stable to decreasing trends for TCE concentrations.
  - Plume boundary well data continue to show results generally consistent with historical TCE concentrations although trends in the northern portion of the plume near MW-61R should continue to decrease due to in-situ chemical reduction (ISCR) injections.
  - Offsite groundwater data are similar to previous monitoring events and continue to show generally stable to decreasing TCE concentration trends.
  - Onsite groundwater data continue to show generally stable to decreasing TCE concentration trends. The data demonstrates the positive influence of the in-situ chemical oxidation (ISCO) injections.
- Based on fourth quarter groundwater data, the average minimum and maximum quantities of TCE in groundwater associated with the Site has been assessed for the north and south groundwater plumes. The quantity of TCE in the north plume is estimated to range from less than 1 gallon to 2 gallons, the quantity of TCE in the south plume is estimated to range from 8 to 30 gallons, and the quantity of TCE in the northeast plume is estimated to contain less than 1 gallon; for a combined volume of TCE in groundwater ranging from 10 to 33 gallons.

- Risk estimates for vapor intrusion from groundwater in the neighborhood are below ADEQ's risk management limits of 10^{-4} and 1 for cumulative cancer risk and non-cancer hazards, respectively.
- Vapor intrusion modeling using perched water and soil gas confirms the modeling results using volatile organic compound (VOC) concentrations in water collected from groundwater monitoring wells, except at Parcel 3 where concentrations of TCE in VP-9 increased from the previous quarter. Due to this increase, outdoor, crawl space, and indoor air were sampled. The absence of detectable plume-related constituents in the crawl space air at Parcel 3 indicates the vapor intrusion pathway from the groundwater plume is incomplete at this parcel.
- There are no known TCE impacts to offsite surface water or sediment.
- Monitoring to assess the impact of ISCO injection events measured decreases in TCE concentrations in groundwater source area wells, the supplemental neck area, and Areas 2 and 3 of approximately 62%, 83% and 83%, respectively from 2014 through 2015.
- Monitoring to assess the impact of ISCR injection has shown TCE concentration decreases in area wells by approximately 50%.

3. REVIEW OF ACTIVITIES COMPLETED – FOURTH QUARTER 2015

During the week of October 5, Fourth Quarter 2015 groundwater samples were collected via low flow sampling methodologies. Groundwater samples were collected from a total of 99 wells to assist in evaluating the entire Site including the northeast corner, Boys and Girls Club property, ISCO monitoring, ISCR pilot study monitoring, and plume definition. The groundwater samples were analyzed for parameters as outlined in the RADD except for perched groundwater wells and select temporary ISCR monitoring wells which were analyzed for VOCs only.

In addition to the RADD required sampling, additional groundwater samples were collected from select wells concurrent with the fourth quarter groundwater sampling event to evaluate the performance of ISCO and ISCR events completed in accordance with ADEQ approved permits. The data from the ISCO and ISCR performance monitoring is presented and evaluated in the Fourth Quarter 2015 Groundwater Monitoring Report (Attachment A), a detailed review of the fourth ISCO event including 30 and 60 day monitoring is provided in Attachment C (Fourth Oxidant Injection Summary Report), and a review of the ISCR event with 30 and 60 day monitoring is provided in Attachment D.

Key fourth quarter observations based on the groundwater monitoring data include the following:

- The groundwater potentiometric surface observed during the fourth quarter event is consistent with that historically observed at the Site except for the addition of a southwestern gradient in the southern plume identified due to the installation of sentinel wells.

- The direction of the lateral hydraulic gradient continues to be influenced by a divide located just south of Ingersoll Avenue with directions of the hydraulic gradient predominantly to the northeast and south on either side of the general divide.
  - Groundwater north of the divide is flowing in a northeasterly direction; and
  - Groundwater south of the divide is flowing in a south/southeasterly direction with a southwest component at the southwest corner of the facility.
- Fourth quarter event groundwater monitoring data shows predominantly stable to decreasing trends for TCE concentrations.
  - Plume boundary well data continue to show results predominantly consistent with historical TCE concentrations although trends in the northern portion of the plume near MW-61R are anticipated to decrease due to ISCR injections;
  - Offsite well data are similar to previous monitoring events and continue to show stable to decreasing TCE concentration trends; and
  - Onsite well data continue to show predominantly stable to decreasing TCE concentration trends; although, the data has been influenced by the ISCO injections.
- The chemical, geochemical and microbial data from the fourth quarter event are similar to the quarterly monitoring events in 2014 and 2015. The VOC results demonstrate that reductive dechlorination is occurring in various locations both on and offsite.
- The ISCO events performed in 2014 and 2015 continue to be effective with TCE concentration reductions through 2015 as follows:
  - Approximately 62% decrease at source area wells MW-25, MW-85 and MW-86;
  - Supplemental neck area decrease of approximately 83% since May 2014; and
  - Approximately 83% decrease at wells in Areas 2 and 3.
- The ISCR event performed in September/October 2015 is proving to be effective with TCE concentrations reducing as follows:
  - The sum of the TCE concentrations for MW-61R, TMW-10 and TMW-11, 60 days after ISCR injection, showed a decreasing concentration trend from approximately 238 micrograms per liter (µg/L) to 120 µg/L (~50% decrease).

During the fourth quarter of 2015, a soil vapor sampling event was completed on October 6, 7, and 9, 2015. Soil vapor samples were successfully collected from VP-7 and VP-9. Perched water filled the vapor points at locations VP-5, VP-6, VP-8, VP-10, VP-12, VP-14, and VP-15. The water in these vapor sampling points could not be purged from the sampling train. Water samples were collected from these points. Outdoor, crawl space, and indoor air samples were also collected at Parcel 3 to further evaluate the potential for groundwater vapor intrusion.

Key fourth quarter observations based on the soil vapor and shallow groundwater monitoring data include the following:

- Risk estimates for potential vapor intrusion from offsite groundwater into offsite residences are below ADEQ's risk management limits of 10^{-4} and 1 for cumulative cancer risk and non-cancer hazards, respectively.
- Vapor intrusion modeling using shallow water and soil gas samples collected, continues to confirm the modeling results using groundwater VOC concentrations collected from monitoring wells except at Parcel 3 where the absence of detectable plume-related constituents in the crawl space air indicates the vapor intrusion pathway from the groundwater plume is incomplete at this parcel.

The Fourth Quarter 2015 Soil Vapor Monitoring/Vapor Intrusion Report further discusses the sampling event as well as evaluates the water and soil vapor data. This report is included as Attachment B.

The fourth ISCO injection event was completed September 28 through October 2, 2015. During this event, approximately 9,000 gallons of base activated sodium persulfate (BASP) was introduced into the groundwater in the Supplemental Neck Area onsite in the north parking lot area south of Ingersoll Avenue and Areas 2 and 3 offsite north of Ingersoll Avenue. Further details regarding this injection event and associated monitoring are included in Attachment C.

The ISCR injection event was completed September 28 through October 2, 2015. Approximately 4,844 gallons of solution containing 7,500 pounds of ProvectIR-40™ [controlled release organic carbon, amendments and zero-valent iron (ZVI)], 660 pounds of magnesium oxide (MgO) and 13 L of Dehalococcoides (DHC) SDC-9 microbial consortium were introduced into the contaminated groundwater bearing zone in the area of MW-61R and TMW-11. The 60 day post injection monitoring results identify a more than a 98% reduction in TCE at TMW-11 which appears to be due to a combination of abiotic and biological reactions. The sum of TCE concentrations for MW-61R, TMW-10 and TMW-11, show a decreasing concentration trend from approximately 238 µg/L to 120 µg/L (~50% decrease). Based upon 60 day monitoring results, the TCE concentration at MW-61R is at the remedial action level (RAL) (a decrease of almost 70%) and the concentration at TMW-11 is less than the RAL. Further details regarding the ISCR injection event and associated monitoring can be found in Attachment D.

4. QUANTITY OF TCE

Estimated average minimum and maximum quantities of TCE in groundwater were calculated for the Site using the results of the fourth quarter groundwater monitoring event. The distinction between the north and south groundwater plumes is identified based upon the consistent groundwater divide north of the Whirlpool manufacturing facility and south of Ingersoll Avenue and the reduction or elimination of TCE in groundwater near the hydraulic barrier. The quantity of TCE calculations are based on separating the northern and southern plumes at the hydraulic divide at the location of MW-24 (see Figures 2A and 2B, Attachment A – Fourth Quarter 2015 Groundwater Monitoring Report). The northeast plume is also included.

The estimated quantities of TCE included calculation of the volume of groundwater based upon the distinct areas within the plumes (i.e. area of plume within the isoconcentration lines on Figures 2A and 2B of Attachment A), average saturated thickness and total porosity (i.e. area x average saturated thickness x porosity = volume of water). The volume of water and minimum and maximum TCE concentrations based upon the plume boundaries were used to calculate the mass of TCE within each section of the plume. The volume of TCE was then determined based upon the specific gravity of TCE. Parameters used in the calculation of TCE quantities are presented below. Calculations are presented in Attachment E, Table 2.

Northern plume parameters:

- Plume area of approximately 455,000 square feet (ft^2) consisting of 303,000 ft^2 for the portion of the plume with TCE concentrations ranging from 5 µg/L to 100 µg/L; 152,000 ft^2 for the portion of the plume with TCE concentrations ranging from 100 µg/L to 1,000 µg/L (a decrease of almost 24% compared to the 2014 Fourth Quarter); and no portion of the plume exhibits TCE concentrations greater than 1,000 µg/L;
- Average saturated thickness of 3.7 feet (see Attachment E, Table 1);
- Total porosity of 0.4; and
- TCE specific gravity of 1.465.

Southern plume parameters:

- Plume area of approximately 1,067,000 ft^2 consisting of approximately 452,000 ft^2 for the portion of the plume with TCE concentrations ranging from 5 µg/L to 100 µg/L; 411,000 ft^2 for the portion of the plume with TCE concentrations ranging from 100 µg/L to 1,000 µg/L; 178,000 ft^2 for the portion of the plume with TCE concentrations ranging from 1,000 µg/L to 10,000 µg/L; and 26,000 ft^2 for the portion of the plume with TCE concentrations greater than 10,000 µg/L, (the southern plume has been modified due to the installation of down-gradient well MW-182 and further down gradient sentinel wells);
- Average saturated thickness of 8.3 feet (see Attachment E, Table 1);
- Total porosity of 0.4; and
- TCE specific gravity of 1.465.

Northeastern plume parameters:

- Plume area of approximately 237,000 ft^2 consisting of 160,000 ft^2 for the portion of the plume with TCE concentrations ranging from 5 µg/L to 100 µg/L; and, 77,000 ft^2 for the portion of the plume with TCE concentrations ranging from 100 µg/L to 1,000 µg/L;
- Average saturated thickness of 4.4 feet (see Attachment E, Table 1);
- Total porosity of 0.4; and
- TCE specific gravity of 1.465.

Based on the plume information listed above, the following ranges of the quantities of TCE distributed throughout the respective plumes were calculated:

Plume Location	Calculated Minimum Volume	Calculated Maximum Volume
Northern Plume	Less than 1 gallon	2 gallons
Southern Plume	8 gallons	30 gallons
Northeastern Plume	Less than 1 gallon	Less than 1 gallon

Therefore the total average minimum and maximum quantities of TCE in groundwater associated with the Site are approximately 10 to 33 gallons of TCE.

5. DATA AVAILABLE IN THIS QUARTER

Analytical data for the 99 wells sampled, including water levels from this sampling event, are included in the Fourth Quarter 2015 Groundwater Monitoring Report included as Attachment A.

Analytical data for the soil vapor monitoring are included in the Fourth Quarter 2015 Soil Vapor Monitoring/Vapor Intrusion Report included as Attachment B.

Baseline, injection, and 30 and 60 day post injection monitoring data for the ISCO and ISCR injection events are included as Attachments C and D.

Calculations for the estimation of TCE mass for the fourth quarter are included as Attachment E.

6. ISSUES ENCOUNTERED AND RESOLUTION

No issues where encountered during the fourth quarter of 2015.

7. SCHEDULE

There are no schedule deviations to report in the fourth quarter of 2015.

LIST OF ATTACHMENTS

VOLUME 1

Attachment A: Fourth Quarter 2015 Groundwater Monitoring Report

VOLUME 2

Attachment B: Fourth Quarter 2015 Soil Vapor Monitoring/Vapor Intrusion Report
Attachment C: Fourth Oxidant Injection Summary Report
Attachment D: In-situ Chemical Reduction Pilot Study Report
Attachment E: TCE Mass Calculations



ATTACHMENT A
Fourth Quarter 2015 Groundwater Monitoring Report
Whirlpool Facility
Fort Smith, Arkansas

Prepared for:
Whirlpool Corporation

Prepared by:
Ramboll Environ US Corporation

Date:
January 2016

Project Number:
34-37500F

Author

Professional Geologist/Reviewer

STATE OF ARKANSAS
REGISTERED PROFESSIONAL GEOLOGIST
No. 1825
ANDREW A. GREMOS

RAMBOLL ENVIRON

Table of Contents

Page

1 Introduction 1

2 Groundwater Sample Collection and Onsite Activities 2
2.1 Static Water Level Measurements 2
2.2 Monitoring Well Sampling 2
2.3 Other Site Monitoring Activities 4

3 Results 6
3.1 Hydrogeology 6
3.2 Analytical Methods 9
3.3 Analytical Results 10
3.3.1 VOC Results 11
3.3.2 Monitored Natural Attenuation Results 13
3.3.2.1 Chemical Lines of Evidence 14
3.3.2.2 Geochemical Lines of Evidence 15
3.3.2.3 Microbial Lines of Evidence 18
3.4 Data Quality Assessment 19
3.4.1 Field Data 19
3.4.2 Laboratory Analytical Data 19

4 Plume Stability 22
4.1 Lines of Evidence 22
4.1.1 Statistical Analysis of Temporal Trends 22
4.1.2 Isoconcentration Maps 26
4.1.3 Concentration vs. Time Plots 27
4.2 Summary of Plume Stability 27

5 Summary and Conclusions 29

6 References 31

List of Tables

Table 1: Constituents of Concern and RADD Groundwater Remedial Action Levels
Table 2: Groundwater Monitoring Well Network Sampled for RADD Quarterly Events
Table 3: Summary of Monitoring Well Static Water Level Measurements
Table 4: Summary of Final Well Groundwater Field Parameter Measurements
Table 5: Summary of Vertical Hydraulic Gradient
Table 6: Slug Test Parameters
Table 7: Slug Test Results
Table 8: Summary of Monitoring Well Groundwater Sampling Analytical Results (Fourth Quarter 2015)
Table 9: MNA Parameter Summary
Table 10: Historical Summary of Groundwater Concentration for TCE and Daughter-Products
Table 11: Summary of Statistical Temporal Trend Analysis (2009 - 2015)
Table 12: Summary of Temporal Trend Analysis by Well Category
Table 13: Summary of Average Detected Concentrations (2009 – 2015)

List of Figures

Figure 1A: Fourth Quarter 2015 Potentiometric Surface Map
Figure 1B: Vertical Groundwater Gradients Observed in Nested Wells
Figure 2A: 2015 Fourth Quarter TCE Isoconcentration Map – Northern and Northeastern Plumes
Figure 2B: Fourth Quarter 2015 TCE Isoconcentration Map – Southern Plume
Figure 3: TCE Concentration with Time at Source Area Onsite Wells
Figure 4: TCE Concentration with Time at Northern Onsite Wells
Figure 5: TCE, Cis-1,2-DCE, VC Average Concentration vs Time – All Wells
Figure 6: TCE, Cis-1,2-DCE, VC Average Concentration vs Time – Northern Plume Wells
Figure 7: TCE, Cis-1,2-DCE, VC Average Concentration vs Time – Southern Plume Wells
Figure 8: TCE, Cis-1,2-DCE, VC Average Concentration vs Time – Source Area Plume Wells
Figure 9: TCE, Cis-1,2-DCE, VC Average Concentration vs Time – Northeast Corner Plume Wells
Figure 10: TCE, Cis-1,2-DCE, VC Average Concentration vs Time – ITMW–9 and ITMW-10
Figure 11: TCE, Cis-1,2-DCE, VC Average Concentration vs Time – ITMW-19 and MW-25
Figure 12: TCE Concentration vs Time – MW-61/MW-61R

List of Appendices

Appendix A: Calibration Logs
Appendix B: Laboratory Analytical Data
Appendix C: Data Validation Report
Appendix D: Aquifer Testing Graphs

1 Introduction

Ramboll Environ US Corporation (Ramboll Environ) has prepared this Fourth Quarter 2015 Groundwater Monitoring Report (Report) for the Fort Smith, Arkansas, Site (Site) on behalf of Whirlpool Corporation (Whirlpool). The work was performed and the report prepared in accordance with the November 2015, Remedial Action Decision Document (RADD) issued by the Arkansas Department of Environmental Quality (ADEQ) and ADEQ comment letters and Ramboll Environ/Whirlpool responses to previous quarterly monitoring reports[1].

Whirlpool has been monitoring the groundwater at the Site since 1989. This report is Attachment A of the Fourth Quarter 2015 Progress Report for the Site.

This report describes the results of the groundwater monitoring event performed between October 5 and October 9, 2015. This event included measuring water levels on October 5th from 107 wells and collection of groundwater samples from 99 wells consisting of 76 wells denoted as plume boundary, onsite, or offsite wells according to the RADD plus two wells sampled on the Boys and Girls Club property (MW-183 and MW-184), four wells sampled for in-situ chemical oxidation (ISCO) monitoring (MW-23, MW-24, MW-81, MW-82), two wells sampled for in-situ chemical reduction (ISCR) (TMW-10 and TMW-11) and fifteen additional wells sampled to support the evaluation of the source area, plume boundary and shallow groundwater.

On November 4 and 5, 2015 (30 days following the injection events) and again on December 1 and 2, 2015 (60 days following the injection events) groundwater sampling was completed to assess the performance of the ISCO and ISCR remediation efforts.

[1] ADEQ Comments on the First Quarter Groundwater Report dated June 13, 2014; Ramboll Environ/Whirlpool responses dated July 15, 2014; ADEQ Supplemental Comments on the First Quarter Groundwater Report dated July 31, 2014; and, Ramboll Environ/Whirlpool response dated September 3, 2014. ADEQ Comments on Second Quarter Progress Report dated September 17, 2014, and Ramboll Environ/Whirlpool responses dated October 22, 2014. ADEQ Comments on the Third Quarter Progress Report dated January 12, 2015, and Ramboll Environ/Whirlpool responses dated February 3, 2015. ADEQ Comments on the Fourth Quarter Progress Report dated May 20, 2015, and Ramboll Environ/Whirlpool responses dated June 25, 2015. ADEQ Comments on the First Quarter 2015 Progress Report dated June 12, 2015 and Ramboll Environ/Whirlpool responses dated July 15, 2015. ADEQ Comments on the First Quarter 2015 Progress Report dated August 3, 2015, and Ramboll Environ/Whirlpool responses dated September 9, 2015. ADEQ Comments on the Second Quarter 2015 Progress Report dated September 14, 2015, and Ramboll Environ/Whirlpool responses dated October 16, 2015. ADEQ Comments on the Third Quarter 2015 Progress Report dated December 10, 2015, and Ramboll Environ/Whirlpool responses dated January 13, 2016.

2 Groundwater Sample Collection and Onsite Activities

Ramboll Environ performed the Fourth Quarter 2015 Groundwater Monitoring Event (Fourth Quarter event) on behalf of Whirlpool during the week of October 5, 2015. Activities performed during the monitoring event included measuring water levels in site wells and collecting groundwater samples for analysis of volatile organic compounds (VOCs) and monitored natural attenuation (MNA) parameters.

Constituents of concern (COCs) as identified by the RADD in groundwater for this Site include trichloroethene (TCE) and related degradation (i.e. daughter) products (Table 1). The groundwater monitoring wells listed in the RADD for compliance with quarterly monitoring are listed in Table 2. The COCs and additional geochemical parameters were analyzed in collected groundwater samples to evaluate the effectiveness of MNA in support of the natural degradation of site related chlorinated compounds.

The following sections describe the groundwater monitoring activities completed during the Fourth Quarter event.

2.1 Static Water Level Measurements

On October 5, 2015, static water levels and total well depths were measured in a total of 107 monitoring wells. Monitoring wells were opened to allow water levels to equilibrate to atmospheric conditions prior to their measurement using an electronic water level meter. The instrument was calibrated by the manufacturer prior to its purchase and therefore does not require calibration in the field. The water levels were measured to the nearest 0.01 foot (ft) with an accuracy of 0.02 ft per the manufacturer's specification. The water level meter probe and tape (i.e. the only non-dedicated sampling equipment) were decontaminated prior to use at each well by spraying and scrubbing the probe and tape with Alconox detergent mixed with distilled water and then rinsing the probe and tape with distilled water prior to being wiped dry.

The Fourth Quarter event static water level measurements are presented in Table 3 along with ten previous water level measurements recorded from project wells.

2.2 Monitoring Well Sampling

After static water level measurement activities were completed, low-flow sampling was performed at each well via the use of a peristaltic pump and dedicated polyethylene tubing. The tubing was placed at a depth within the well approximately equal to the midpoint of the well screen. The wells were then purged, via United States Environmental Protection Agency (USEPA) Low Stress (low flow) purging procedures (USEPA, 1996); at a rate generally less than 0.1 liters (L) per minute to minimize the amount of drawdown in the well and to reduce the likelihood of elevated turbidity. Flow rates and drawdown were checked continuously during purging. Purge water was then placed into a container prior to transfer to the onsite water holding tank for ultimate proper disposal.

Water quality parameters were measured via a water quality probe and flow thru cell. Instruments were calibrated daily prior to the start of sampling. All instruments were calibrated at a minimum of once per day. Calibration logs are included as Appendix A. Readings were recorded approximately every five minutes until the parameters stabilized. Stabilization was considered obtained when three consecutive rounds of parameter readings met the following:

- Turbidity: +/- 10% for values greater than 10 Nephelometric Turbidity Unit (NTU), or less than 10 NTU;
- Dissolved Oxygen (DO): +/- 10% for values greater than 0.5 milligrams per liter (mg/L);
- Specific Conductance: +/- 3%;
- Temperature: +/- 1°C;
- pH: Within +/- 0.1 standard units; and
- Oxidation Reduction Potential (ORP): Within +/- 10 millivolts (mV).

Table 4 presents a summary of results for measured field parameters for the 2015 Fourth Quarter event.

The groundwater samples were obtained by directly filling the laboratory provided sampling bottles from the pump discharge. VOCs were collected in three 40 milliliter (mL) glass vials that contained hydrochloric acid as a preservative per standard procedures. Samples for assessing Quality Assurance/Quality Control (QA/QC) metrics were collected by alternately filling investigative and QA/QC sample bottles for each parameter. VOC sample bottles for both the investigative and the QA/QC sample were completely filled, purged of headspace and sealed. All other samples (i.e. for non VOC analysis) were collected in appropriate bottles as specified by the method and/or laboratory. Hach Test Kits (all verified with valid expiration dates) were used to measure ferrous iron in the field. Groundwater samples for analysis of dissolved hydrogen concentration were collected by the Microseeps gas stripping procedure (2014 Microseeps).

A total of 99 groundwater samples, ten field duplicate samples, five matrix spike/matrix spike duplicate (MS/MSD) samples and seven equipment blanks were collected during the 2015 Fourth Quarter event (i.e. week of October 5). Duplicate samples were taken at a frequency of one duplicate sample per 10 groundwater monitoring samples. Duplicate samples were collected from ITMW-9, ITMW-10, ITMW-13, ITMW-18, IW-74, MW-33R, MW-40R, MW-41R, MW-61R and MW-91.

Because monitoring wells contain dedicated or new tubing, the only equipment transferred and used from well to well is the water level meter used to monitor well water levels during purging and stabilization prior to sampling. Equipment rinsate blanks were collected after each of the seven water level meters used during the monitoring event were decontaminated to evaluate field decontamination procedures. Equipment rinsate blanks were collected by pouring ASTM Type II deionized water over the decontaminated water level meter probe and tape into the appropriate sample containers. The rinsate blanks were collected after decontamination procedures at MW-187 (EB-01-201510 at 17:00), MW-66R (EB-02-201510 at 17:25), MW-29 (EB-03-2010510 at 17:25), MW-172 (EB-04-201510 at 16:51),MW-24 (EB-06-201510 at 18:00) MW-38 (EB-07-201510 at 17:50) and ITMW-12 (EB-08-201510 at 17:30). The preservation and

analysis of the equipment rinsate blanks was identical to those of the associated environmental samples.

Sample containers were labeled and packed on ice in insulated coolers before being shipped under chain of custody via overnight courier or FedEx to Pace Analytical Services in Lenexa, Kansas (VOC and MNA parameters), via FedEx to Microseeps in Pittsburg, Pennsylvania and via FedEx to Microbial Insights in Knoxville, Tennessee (Microbial parameters). Chain of custody procedures were followed from the point of sample collection through completion of analysis. The laboratories used infrared thermometers to take sample temperatures upon sample receipt in accordance with USEPA "Manual for the Certification of Laboratories Analyzing Drinking Water" fifth edition.

2.3 Other Site Monitoring Activities

During this quarter groundwater samples were also collected from MW-173 through MW-178 and MW-180. These wells are screened shallow to assist in evaluating the potential for vapor intrusion from groundwater and as such the data from these wells is further discussed in Attachment B, Fourth Quarter 2015 Soil Vapor Monitoring and Vapor Intrusion Assessment Report.

Due to slow recovery rates, low-flow sampling techniques were not used at MW-173, MW-174, MW-178 and MW-180. These wells were purged dry once and were then allowed to recover prior to collection of the sample. The recovery rates and subsequent sampling for the indicated wells were all less than 24 hours. Adequate sample volume was present for all analytical fractions from the wells designated for sampling with the exception of MW-181 for VOC analysis and MW-97, MW-98 and MW-193 for Hydrogen analysis. A Hydrogen sample was not collected from MW-185 due to a highly turbid water matrix which plugged the intake to the Bubble Stripping cell. Microseeps laboratory noted on their sample acknowledgement form that they did not receive sample containers for methane, ethene, ethane and acetylene (MEE-A) analysis for one sample, MW-84 which was noted on the chain of custody (COC). The sample was collected and noted on the COC, however it was not located by the laboratory and therefore analysis results for MEE-A are not available. See Section 3.4 Data Quality Assessment for additional information.

During the fourth quarter an ISCO event was completed between September 28 and October 2, 2015. During this event 9,000 gallons of BASP were injected into nine injection wells and 36 temporary direct push injection points located in Supplemental Neck Area and Areas 2 and 3. A detailed review of this event is further discussed in Attachment C, Fourth Oxidant Injection Summary Report.

Also completed from September 29 through October 2, 2015, was an ISCR event where 4,844 gallons of solution containing 7,500 lbs. of ProvectIR-40™, 660 pounds magnesium oxide and 13 L Dehalococcoides (DHC) inoculum were injected into 44 temporary direct push injection points. This event is further discussed in Attachment D, ISCR Pilot Study Report.

Groundwater sampling of select wells was completed as part of the 30-day (November 2015) and 60-day (December 2015) performance monitoring of the ISCO and ISCR events. The analytical results from the performance monitoring for ISCO are included in Tables 1C and 1D of Attachment C – Fourth Oxidant Injection Summary Report. The analytical results from the performance monitoring for ISCR are included in Table 2 of Attachment D – In-situ Chemical Reduction Pilot Study Report.

Aquifer hydraulic testing was completed during this quarter on October 1, 22 and 23, 2015, which included the completion of slug testing at eight wells. The eight wells that were included in this testing are MW-188, MW-189, TMW-10, TMW-11, MW-67R, MW-184, MW-186 and MW-193. Slug tests were conducted at each well by quickly lowering (falling head test) or removing (rising head test) the slug into or out of the well, resulting in an instantaneous change in water level. The slugs were raised and lowered using a custom well sampling reel equipped with Teflon-coated stainless-steel cable, which allowed raising and lowering the slugs in a matter of seconds once the slug was positioned in the well. Water levels were monitored using Level TROLL 700 transducers with an integral data logger. Transducers were securely deployed below the static water level in the well below the maximum depth of slug travel by a direct-read cable allowing real-time viewing of data. Manual water level measurements were recorded using an electronic water level indicator to the nearest 0.01 foot before testing to determine the static water level, as well as during the tests to confirm the transducer data. The observed initial water level displacement was compared to the expected initial displacement based on the volume of the slug used. Data logging generally continued until the groundwater level in the well stabilized.

3 Results

The following sections present a discussion of the hydrogeology, analytical methods, the results of the laboratory analyses and an assessment of data quality and usability.

3.1 Hydrogeology

Gradient

Water levels from 107 wells at the Site were collected during the Fourth Quarter event (Table 3) as discussed in Section 2.1. These wells were monitored during this event to provide potentiometric information regarding groundwater flow direction at the Site.

The static water level measured in the wells ranged from less than a foot to just over 20 ft below top of the well casing (btwc) during the monitoring event. Figure 1A shows the contours of the groundwater elevations based on the monitoring well static water level measurements completed on October 5, 2015, for this Fourth Quarter event. Based on the current potentiometric maps, the lateral hydraulic gradient, as an indication of the likely direction of groundwater flow, appears to be generally consistent with historical conditions, including the presence of a groundwater gradient divide that trends east to west north of the facility building. As illustrated on the figure, the hydraulic gradient is near zero in the area that extends from the western portion of the north parking lot near Ingersoll Avenue to just north of Jacobs Avenue. North of Jacobs Avenue, the hydraulic gradient is directed to the north/northeast. South of this flat area, near the facility building, the direction of the hydraulic gradient is to the southeast, then south. The hydraulic gradient is gradual to the south beneath the facility but steepens to the east and southwest beyond the extent of the former manufacturing building. The installation of eight additional (sentinel) wells to the south has refined the understanding of the southern flow regime (Ramboll Environ, 2015).

The water level data collected in October characterizes a southwest component to the groundwater gradient previously suggested after the installation of MW-182. Since the data set includes only one set of water level measurements, a linear interpolation of the gradient between three groups of wells was completed in order to assess the groundwater flow direction and gradients from MW-25 to MW-192, MW-182 to MW-186, ITMW-5 to MW-187. Although the gradient remains relatively flat beneath the building (i.e. 0.0009 feet/foot), the gradient steepens somewhat towards the southwest at the southwest corner of the building. The gradient increases from 0.004 feet/foot to 0.013 feet/foot towards the southwest based upon the October 2015 water level measurements.

Shallow Monitoring Wells

Groundwater elevations from shallow groundwater wells (MW-173 through MW-177 and MW-181 located along the north side of Jacobs Avenue and MW-178 through MW-180 located immediately south of Ingersoll Avenue) were used to evaluate horizontal gradient. Static water levels along Jacobs Avenue decrease from west to east; from a high of 465.34 ft at MW-177 to a low of 461.75 ft at MW-174. The highest shallow groundwater elevations were measured in

MW-178 and MW-180 (471.48 ft and 471.46 ft, respectively). These results suggest that the shallow groundwater horizontal flow gradient mimics the deeper groundwater flow gradient to the east/northeast. The number and location of shallow groundwater monitoring wells limit this interpretation.

Groundwater elevations from shallow groundwater wells (MW-173 through MW-177 and MW-181 located along the north side of Jacobs Avenue and MW-178 through MW-180 located immediately south of Ingersoll Avenue) were also compared to groundwater elevations from nearby deeper monitoring wells to evaluate vertical gradient. MW-175 is located approximately at the midpoint between deeper groundwater monitoring wells MW-46R and MW-56 allowing the comparison of groundwater elevations at MW-175 to the average of the groundwater elevations at MW-46R and MW-56. The vertical gradients are summarized in Table 5. Based on this evaluation observations are as follows:

- Downward vertical gradient at the western well grouping MW-178/MW-83;
- Slight downward gradient (-0.02 feet/foot) at MW-177/MW-70;
- Slight upward gradient (0.04 feet/foot) at MW-176/MW-46R;
- Slight downward gradient (-0.07 feet/foot) at MW-175/MW-46R and MW-56; and
- Slight upward gradient (0.06) at the eastern most well pairing, MW-174/MW-63.

As shown on Figure 1B, the difference in vertical gradients observed during the fourth quarter sampling event were less at three of the five locations but generally consistent with the previous (third quarter) sampling event at the well groupings evaluated.

The observed vertical gradients suggest that the vertical gradients vary over time but there is a general trend by location. For the fourth quarter, there is a downward hydraulic gradient between the silty clayey sand interval and Basal Transmissive Zone to the west that becomes nearly neutral (less than 0.1 feet/foot difference), then slightly upward to the east. The second and third quarter differences at each set of wells used for the comparison were generally larger in magnitude. Additionally, some evidence suggests that the shallow zone and the Basal Transmissive Zone are connected hydraulically as indicated by similar horizontal gradients and the presence of TCE contamination in both zones.

Hydraulic Conductivity Testing

The monitoring wells used for the hydraulic conductivity testing are constructed with five and ten foot screened intervals (Well Construction Details, Appendix D). The subsurface profile and amount of saturation varied for the three areas tested as follows:

- **Northeast:** Saturated soils were noted only in the Basal Transmissive Zone comprised of 3 to 5 ft of clayey gravel at TMW-10 and TMW-11. The clay in the Basal zone that included coarser material in MW-193 and MW-67R was not noted as wet or saturated.
- **East:** Approximately 5.5 ft of gravel with sand and silty clay were observed at MW-184 in the Basal zone but no saturation is indicated in the Basal Zone or fine grained soil above.

- **South:** At MW-186, approximately 3 ft of wet coarse Basal Zone is noted overlain with clayey sand, at MW-188 5 ft of wet soils are noted in coarse gravels with sand and clay overlain with clayey sand. At MW-189 approximately 10.5 ft of wet gravel with sand and silty clay was observed. The wet soils extend upward for several feet in the clayey sands over the Basal gravels.

The response data from the October 2015 slug tests was used to estimate hydraulic conductivity (K) using the KGS and/or Bouwer-Rice curve fitting methods as implemented by AQTESOLV software (HydroSOLVE, Inc.). Graphic output results are included in Appendix D. For these methods, the saturated thickness of the shallow aquifer at each well location was assumed to be the difference between the water level measured at the well just prior to the slug test and the depth of the well. The aquifer was assumed to be unconfined, isotropic and of uniform thickness at each well.

Other input parameters required for each analysis included the casing radius, position of the screened interval and the effective radius of the well, which was set to the outer radius of the filter pack, as recommended by Butler (1998). When the KGS model was used, the specific storage (Ss) parameter was constrained to the typical range for alluvium aquifer (1E-06 to 1E-05 ft^{-1}). The KGS model was fit to the entire set of response data and the Bouwer-Rice data was fit to data in the recommended normalized head range (20 – 30% recovery) to reduce effects resulting from the filter pack material (Butler 1998).

Recovery from the falling-head test occurred within a reasonable time frame and the rising head test was initiated upon achieving close to full recovery from the falling head test, for all wells except for MW-67R, where the falling head test could not be conducted due to shallow groundwater conditions. Once it was determined the falling head test could not be conducted in well MW-67R, the transducer and slug were left in the well overnight to allow the well to equilibrate for the rising test. The next morning (October 23, 2015), the rising head test was conducted. However, due to the results not falling under a normalized range the estimates of K for this well were inconclusive.

The K estimates for the unconfined analysis for the remaining seven wells range from 0.09 ft/day [3.17E-05 centimeters per second (cm/sec)] at MW-193 to 4.48 ft/day (1.58E-03 cm/sec) at MW-189. The results generally showed a reasonable level of consistency between falling head and rising head K estimates and between K estimates from the two analytical models used.

The test data was also analyzed assuming the confined aquifer method by the KGS and Bouwer-Rice curve fitting methods for both the falling and rising head data sets. The K estimates are consistent with results from unconfined method and range from 0.11 ft/day (3.88E-05 cm/sec) in MW-193 to 4.86 ft/day (1.71E-03 cm/sec) in MW-189.

For wells, TMW-11, MW-193, MW-186 and MW-188, the well screen interval exceeds the observed saturated interval in the boring log. The screen interval includes a portion of the fine grained soils above the observed water bearing sediments. Hence for these wells, the KGS and Bouwer-Rice curve fitting methods for both the falling and rising head data sets were evaluated

under confined state for the part of the screen interval that was observed to be saturated in the Basal Transmissive Zone. For this set of tests, it is assumed that the non-saturated soils intersected by the screen is cased. The K estimates are consistent with results from unconfined method and range from 0.19 ft/day (6.7E-05 cm/sec) in MW-193 to 4.38 ft/day (1.55E-03 cm/sec) in MW-188.

For wells, MW-188, TMW-11, MW-67R, MW-186 and MW-193, the well screen is partly covered with coarse grained geologic unit. Hence for these wells, the KGS and Bouwer-Rice curve fitting methods for both the falling and rising head data sets were evaluated under confined state for

$$K_h \text{ avg} = \sum_{m=1}^{n} \frac{K_{hm} b_m}{b}$$

the part of the screen interval where coarse grained unit exist. For this set of tests, it is assumed that the fine grained unit part of screen is cased. The K estimates are consistent with results from unconfined method and range from 0.01 to 4.38 ft/day (3.53E-06 to 1.54E-03 cm/sec). For these wells, the hydraulic conductivity of coarse grained unit was also estimated using the method described in Fetter, 1994; where an equivalent horizontal conductivity in layered aquifer (each unit having a different hydraulic conductivity) is found from the summation below:

Where,

K_h avg is the average horizontal hydraulic conductivity
K_{hm} is the horizontal hydraulic conductivity of the mth layer
$_{bm}$ is the thickness of the mth layer; and
b is the total aquifer thickness

The estimated thickness of the coarse grained unit is provided in Table 6. For these estimates, it was assumed that the coarse grained unit is an order of magnitude higher conductivity than the fine grained unit. The average horizontal hydraulic conductivity (K_h avg) is the average of hydraulic conductivity estimates for each well for falling/rising tests for Bouwer-Rice and KGS method under confined state as described above. These average values of hydraulic conductivity for each well are shown in Table 7. The estimated hydraulic conductivities for the coarse grained unit using Fetter's method (Fetter 1994) range from 0.01 to 3.87 ft/day (3.53E-06 to 1.36E-03 cm/sec). The values are consistent with the other estimates from different methods (as described before) and are considered reliable for use in the groundwater model for the site.

3.2 Analytical Methods

Seventy-six groundwater samples were collected from plume boundary wells, onsite wells, offsite wells and were analyzed for the following parameters in accordance with the indicated laboratory methods:

- VOCs: SW846 5030B/8260B
- Chloroethanol: SW846 8015
- Total Iron: SW846 6010
- Total Manganese: SW846 6010
- Alkalinity: SM 2320B

- Ferric Iron: SM 3500-Fe B#4
- Sulfide: SM 4500-H+B
- Sulfate: EPA 300.0
- Chloride: EPA 300.0
- Ammonia: EPA 350.1
- Nitrate: EPA 353.2
- Nitrite: EPA 353.2
- Total Nitrogen: EPA 353.2
- Carbon Dioxide: SM 4500-CO2 D
- Total Organic Carbon: SM 5310C
- Phosphate: SM 4500P-E
- Volatile Fatty Acids: AM21G
- Methane: AM20GAX
- Ethane: AM20GAX
- Ethene: AM20GAX
- Acetylene: AM20GAX
- Hydrogen: AM20GAX

Twenty-two groundwater samples were collected from wells not specifically mentioned in the RADD and were analyzed for the following parameters in accordance with the indicated laboratory methods:

- VOCs: SW846 5030B/8260B

The analytical methods listed above are contained in the USEPA's Test Methods for Evaluating Solid Waste (SW-846 Third Edition, 1983); the American Public Health Association (APHA), American Water Works Association (AWWA) and Water Environment Federation (WEF) Joint Editorial Board's Standard Methods for the Examination of Water and Wastewater (SM 2 First Edition, 2005); and Analysis of Dissolved Methane, Ethane and Ethylene in Groundwater by the laboratory modified AM20GAX Standard Gas Chromatographic Technique published in the RSKSOP-175 SOP that was prepared for the use of the Groundwater Ecosystems Restoration Division of the USEPA.

3.3 Analytical Results

All VOC analytical data from plume boundary wells, onsite wells and offsite wells were subjected to data validation in accordance with the USEPA Contract Laboratory Program National Functional Guidelines for Superfund Organic Methods Review (June 2008). The laboratory analytical reports for the samples are presented in Appendix B. Summaries of analytical results (i.e. detected compounds) for samples collected during the Fourth Quarter event are presented in Table 8. This table includes data qualifiers that may have been assigned from validation. A discussion of the field and laboratory analytical results for this event is presented below.

3.3.1 VOC Results

This section presents an evaluation of the VOC data that were collected from the Site during the 2015 Fourth Quarter event. TCE results for the Fourth Quarter (October groundwater sampling event) are presented on Figures 2A and 2B.

Plume Boundary Wells

As noted within the RADD, 27 monitoring wells are identified as plume boundary wells (Table 2) at the Site. During this quarter an additional well (MW-23) was sampled to assist in the boundary evaluation. VOC concentrations were detected above the RADD remedial action levels (RALs) (Table 1) in three of the 28 samples collected from the plume boundary wells. Tabulated VOC concentrations measured in these wells during the 2015 Fourth Quarter event are presented in Table 8.

Notable results from the fourth quarter sampling event include:

- ITMW-6: 1,1-Dichloroethane (1,1-DCA) concentration of 4.3 micrograms per liter (µg/L) (this result is consistent with historical ranges for ITMW-6 and is lower than the highest concentration of 1,1-dichloroethane in October 2013 at 6.7 µg/L);
- MW-36R: Bromomethane concentration of 48.1 µg/L; and
- MW-61R: TCE concentrations of 13.3 µg/L (Note: December 60-day post ISCR injection performance results indicate a concentration of 5 µg/L in MW-61R).

Consistent with historical analytical results for the Site, all other plume boundary well VOC results were reported as non-detect or at concentrations less than RALs.

The highest concentration of TCE in a boundary well at 13.3 µg/L in this fourth quarter event was detected in the sample from MW-61R located south of Jacobs Avenue. The concentration of TCE in this well is declining from the highest level of TCE (16.5 µg/L) in the third quarter of 2015. A well (MW-193) down-gradient of MW-61R was installed during the week of September 14, 2015. The TCE concentration at MW-193 was non-detect during the fourth quarter event.

Offsite Wells

In accordance with the RADD, 14 monitoring wells are identified as offsite wells (Table 2). The offsite wells include those installed at offsite properties to the north and northeast of the Whirlpool northern property boundary that are not otherwise identified as plume boundary wells. Tabulated VOC concentrations measured in the 14 offsite monitoring wells during the 2015 fourth quarter event are presented in Table 8. Temporary wells, TMW-10 and TMW-11, were installed the week prior to the fourth quarter sampling event for the purpose of monitoring ISCR performance. These wells were sampled during the fourth quarter event and are included in the offsite well evaluation.

During the fourth quarter event, the highest concentration of TCE detected in groundwater samples from the offsite wells was 400 µg/L collected from MW-57R. This is slightly down from

the highest concentration documented at this location (409 µg/L) during the third quarter of 2015. Just up-gradient of MW-57R, trends are decreasing at MW-46R and MW-41R. MW-46R went from a high of 680 µg/L in March of 2011 to a current concentration of 371 µg/L. The highest TCE concentration (1,170 µg/L) identified at MW-41R was identified in April of 2005 while the current concentration of 48.7 µg/L is fairly consistent with the third quarter 2015 result of 43 µg/L.

Onsite Wells

In accordance with the RADD, 35 monitoring wells are identified as onsite wells (Table 2). Onsite wells designated by the RADD do not include wells identified as plume boundary wells that are located onsite. Onsite wells include specific wells north of Ingersoll Avenue and some wells south of Ingersoll Avenue which are north of the Whirlpool northern property fence line, but still located on property owned by Whirlpool Corporation. The remaining onsite wells are located along the perimeter of the former Whirlpool manufacturing facility, within the source area, or south of the source area which includes wells immediately adjacent to the Whirlpool manufacturing building. Tabulated VOC concentrations measured in onsite wells during the fourth quarter event are presented in Table 8.

VOCs were detected above the RADD RALs in 29 of the 35 groundwater samples collected from onsite wells. Parameters exceeding RALs include: TCE in all onsite wells (except for ITMW-14, MW-34R, MW-65, MW-84, MW-88 and MW-90), bromomethane in five wells, 1,1-dichloroethane (1,1-DCA) in three wells, 1,1-dichloroethene (1,1-DCE) in six wells, cis-1,2-dichloroethene (cis-1,2-DCE) in six wells, trans-1,2-dichloroethene (trans-1,2-DCE) in one well, methylene chloride in two wells, 1,1,2,2-tetrachloroethane (1,1,2,2-TCA) in eight wells, tetrachloroethene (PCE) in six wells and vinyl chloride (VC) in five wells.

During the 2015 fourth quarter event, the maximum onsite TCE concentration measured was 131,000 µg/L at MW-86. MW-86 is located in the linear drainage feature which is the predominant source area onsite. The fourth quarter 2015 concentration of TCE at MW-86 is over 75 percent lower than the highest concentration of 533,000 µg/L in May of 2014. The TCE concentration has varied since 2014 due to ISCO efforts within this area. These results further document the successful ISCO remediation events performed at the site.

The concentration of the daughter products (cis-1,2-DCE and 1,1-DCE) are also highest in the wells in the source area and immediately surrounding the source area. The highest concentration of VC continues to be detected at MW-38.

Figures 3 and 4 depict trends in TCE concentration at select onsite wells. Figure 3 depicts TCE concentrations at ITMW-17, ITMW-19 and MW-25 over time on a logarithmic scale. The linear trend for TCE concentration is generally stable to decreasing at these three wells. Figure 4 depicts TCE concentrations at the northern onsite wells (MW-33R, MW-34R and MW-35R along Ingersoll Avenue) over time on a logarithmic scale. The concentration results for MW-34R and MW-35R exhibit stable to decreasing linear trends. The October 2015 TCE concentration from MW-34R (4.5 µg/L) continues to remain below the RAL along with the third quarter 2015 result of 3.5 µg/L since monitoring began in 2001. MW-33R has shown fluctuation in TCE

concentrations over time; however, the current TCE result of 562 µg/L is approximately 1/3 of the maximum detected concentration of 1,700 µg/L, measured in September of 2007.

Northeast Corner Wells

As discussed in the Northeast Corner Investigation Report (dated December 8, 2014), wells were installed at the northeast corner of the Whirlpool property and on the Boys and Girls Club property. These wells (MW-87 through MW-91, MW-96 through MW-99 and MW-183 and MW-184) were installed to identify and delineate TCE impacts at or near the northeast corner of the Site. Analytical results from these wells are included in Table 8. As stated in the Response to ADEQ Correspondence Dated August 3, 2015 regarding the First Quarter 2015 Progress Report, these wells were sampled for VOCs and MNA parameters during the fourth quarter 2015 sampling event and will continue to be sampled for these parameters during subsequent quarters subject to any future ADEQ-approved changes.

During the fourth quarter event, samples were collected from these wells as shown on Figure 2A and the samples were analyzed for VOCs. Wells MW-97 through MW-99, located on the Boys and Girls Club property, were non-detect for VOCs except for one unqualified detection of 2-butanone. MW-88 and MW-90 are located north of the manufacturing building northeast corner and neither well contained detectable levels of VOCs except for one unqualified value of chloromethane at MW-88. MW-89 contained TCE at a concentration of 12.7 µg/L which is comparable with the level identified during the initial northeast corner investigation in June 2014. The TCE concentrations in MW-87 and MW-91 have decreased as compared to the third quarter 2015 event. TCE concentrations in MW-96 through MW-99 on the Boys and Girls Club property are below detection limits. Wells MW-183 and MW-184 were installed in late September 2015. TCE was below RALs in MW-183 and non-detect in MW-184 in the fourth quarter.

3.3.2 Monitored Natural Attenuation Results

In accordance with the Revised RADD, 76 monitoring wells are noted as plume boundary, onsite, or offsite wells which are monitored for natural attenuation parameters. During the fourth quarter event, 23 additional wells (not listed in the RADD) were monitored for field natural attenuation parameters and VOCs. Tabulated results are presented in Table 8.

This section presents the natural attenuation data collected from the Site during the 2015 fourth quarter event.

The USEPA documents “Technical Protocol for Evaluating Natural Attenuation of Chlorinated Solvents in Groundwater” (USEPA, 1998) and “An Approach for Evaluating the Progress of Natural Attenuation in Groundwater” (USEPA, 2011) provides a framework for presenting the lines of evidence that natural attenuation of chlorinated solvents is occurring. The three recognized lines of evidence include:

- Historical groundwater and/or soil chemistry data that clearly demonstrate a trend of decreasing contaminant mass and/or concentration over time at appropriate monitoring points (USEPA, 1998);

- Hydrogeologic and geochemical data that can be used to establish indirectly the type(s) of natural attenuation processes occurring at the site and the rate at which the processes will reduce contaminant concentrations to the cleanup goal (USEPA, 1998); and
- Data from field or microcosm studies which directly demonstrate the occurrence of a specific natural attenuation process at the site and its capacity to degrade the contaminants of concern (USEPA, 1998).

The MNA assessment evaluates predominant electron acceptors, the variability of these electron acceptors, major nutrients, general groundwater quality, key microbial population and enzyme activities and dissolved gasses. The assessment uses this data to determine the types of organisms that will be able to effectively flourish in the aquifer, how the geochemistry and chemistry of the aquifer impacts MNA processes, how the indigenous microbial population is being supported, the availability of microbial populations and the presence of reductive dechlorination occurring in the aquifer.

3.3.2.1 Chemical Lines of Evidence

The occurrence and progress of natural attention in reducing COC concentrations is provided by evaluating the presence and effectiveness of the transformation pathways for chlorinated ethenes. Chlorinated ethenes are degraded by both biological and abiotic (non-biological) mechanisms. The graphic below shows the biological (anaerobic) and abiotic transformation pathways for chlorinated ethenes. This graphic does not include other chemically induced aerobic (e.g. ISCO) and anaerobic (e.g. zero valent iron) pathways that can promote degradation of chlorinated compounds.

Abiotic and Biotic Pathways for Chlorinated Ethenes and Ethane

Source: Vogel et al., 1987.

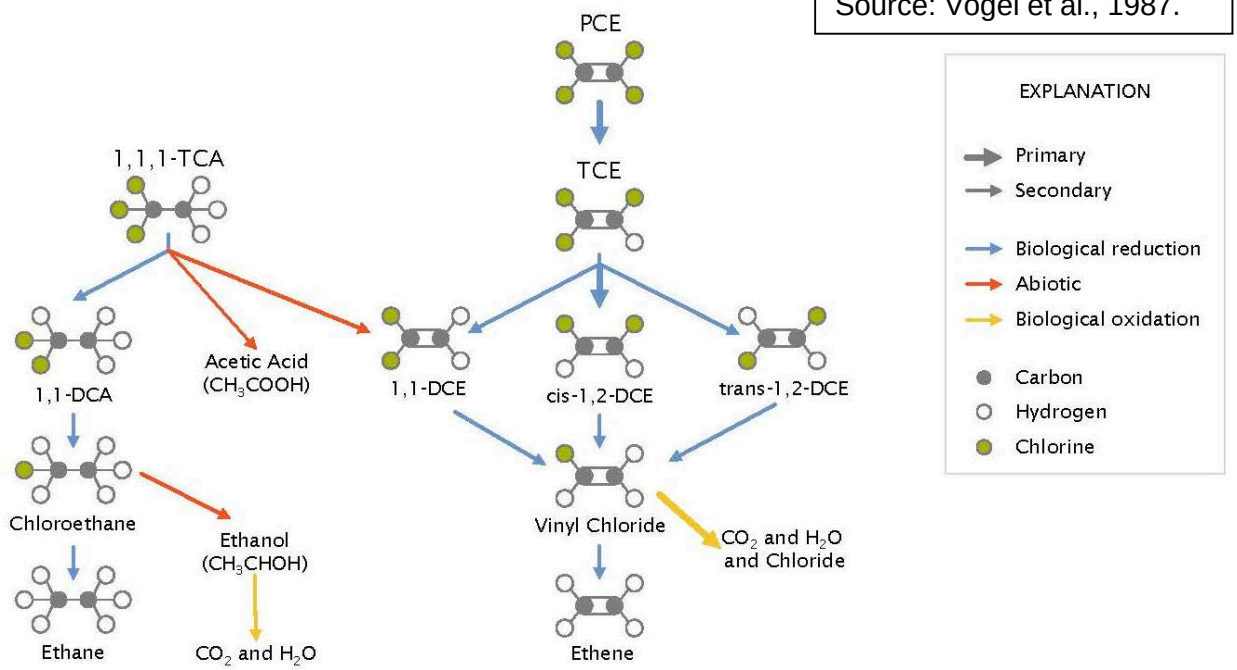

Table 9 presents a summary of analytical results for VOCs in groundwater. These data provide lines of evidence that natural attenuation of TCE is continuing to occur via biological mechanisms in both onsite and offsite groundwater. Groundwater sample results continue to show elevated levels of cis-1,2-DCE in Site monitoring wells, as well as the presence of VC in 34 of the wells monitored. In addition, 20 wells showed ethene concentrations equal to or greater than 1 µg/L, indicating that complete reductive dechlorination is occurring in various locations of the northern and southern plumes. Table 8 also includes the laboratory MNA analytical results and the microbial data.

When TCE concentrations are below 5 µg/L the remedial action level (Maximum Contaminant Level (MCL)) has been achieved and due to the low concentration further significant reduction in contaminants is not expected on an annual basis. Also in areas where VOC concentrations are at very low levels, it is unlikely to observe microbial populations, genes and other indicator parameters necessary to demonstrate biodegradation of VOCs.

3.3.2.2 Geochemical Lines of Evidence

The occurrence and progress of natural attenuation in reducing COC concentrations is provided by evaluating geochemical parameters along with the results of conventional chemical and microbial analyses. The detection of cis-1,2-DCE in groundwater samples from this Site is evidence that conditions likely are favorable for active reductive dechlorination processes. Key parameters used to assess the progress of reductive dechlorination include: temperature, concentration or presence of electron acceptors (dissolved oxygen, nitrate, iron, manganese and sulfate), presence and amount of nutrients (e.g. concentrations of nitrogen and phosphorus), bioavailable carbon source to sustain microbial population, concentrations of COCs and pH.

Tables 4, 8 and 9 present the groundwater field parameters and MNA analytical and microbial results for the fourth quarter event. A summary of the key items from these tables are discussed below:

- The groundwater during this quarter was generally considered to be under bulk anaerobic conditions, with 64 out of 97 wells showing DO concentrations less than 1 mg/L. In addition, 13 wells displayed microaerophilic conditions with DO less than 2.0 mg/L. DO levels were low in both the northern and southern plumes. Elevated DO levels were observed in some areas that had been exposed to ISCO injections, similar to previous sampling rounds.
- The ORP of the groundwater samples ranged from a low of -251.1 mV in MW-178 to a high of 758.9 mV in IW-76 (some purged groundwater exhibited a purple color presumably due to ISCO injections in this area). Similar to previous quarters, IW-72 also exhibited a high ORP measurement (690 mV) during this quarter. In general, the ORP levels were less than 500 mV in most of the Site wells, which indicate that the groundwater is under manganese reducing to sulfate reducing conditions.
- In general the northern and southern plumes are under anaerobic to microaerophilic conditions. However, when ISCO was applied there was a localized increase in the DO

and ORP levels. ISCO injections tend to increase ORP, conductivity and dissolved oxygen levels.

- The pH of the groundwater ranged from a low of 4.2 in MW-36R to a high of 13.2 in MW-65.
- The alkalinity of the groundwater is relatively low with many of the groundwater samples showing total or bicarbonate alkalinity concentrations less than 100 mg/L. However, this quarter twenty six wells showed total alkalinity equal to or greater than 100 mg/L including , MW-25, MW-35R, MW-38, ITMW-6, ITMW-11, ITMW-15, ITMW-19, MW-41R, MW-50R, MW-56R, MW-57R, MW-60R, MW-61R, MW-65, , MW-67R,MW-81, MW-83, MW-84, MW-86, MW-90, MW-91, MW-92, MW-98, MW-188, IW-77 and IW-80. The relatively low alkalinity concentrations in some parts of the plume indicate that the groundwater does not have significant natural buffering capacity in these areas.
- In general, pH levels are in the range of 5 to 6; however, the pH is affected by ISCO injections for approximately one year. Similar to pH results, the alkalinity also increased in the northern wells impacted by the ISCR injection. Source area wells have not shown a significant change in alkalinity.
- The temperature of the groundwater ranged from about 19.3° to 29.1°C, with the majority of the temperatures around 21-26°C, which is a range that is conducive to most microbes in groundwater.
- The major competing electron acceptors nitrate, manganese, iron and sulfate were evaluated in Site groundwater samples (Table 8). Nitrate levels were generally present at less than 1 mg/L in most of the monitoring wells. ITMW-6 showed an elevated level of nitrate at 25.5 mg/L. Manganese concentrations ranged from 0.0045 mg/L in ITMW-15 to 20.0 mg/L in MW-61R. The majority of the wells showed manganese concentrations less than 1 mg/L. Total iron was present in the majority of the groundwater samples at 10 mg/l or less, with the exception of MW-39R, MW-40R, MW-41R, MW-58R, MW-61R and MW-184. The very high total iron concentration observed in MW-61R (74.0 mg/L) was due to the in situ chemical reduction injections in the area of this well. These results are consistent with the low levels of ferrous iron measured in groundwater (<4 mg/L). MW-40R, MW-41R and MW-61R showed total iron concentrations greater than 10 mg/L and ferrous iron concentrations at about 3.30 mg/L in all three wells, indicating iron reducing conditions are present in the area around these wells. Although it should be noted that there are elevated levels of total iron and ferrous iron. Sulfate concentrations were generally less than 1,000 mg/L with the exception of IW-76, IW-77, MW-23, MW-25, MW-35R, MW-36R, MW-65, MW-82, MW-83, MW-84, MW-85, MW-86, ITMW-15, ITMW-18 and ITMW-19. MW-35R displayed one of the highest sulfate concentrations in groundwater at 5,510 mg/L and likewise also showed elevated levels of persulfate at 8,400 mg/L. The wells which displayed significantly higher concentrations of sulfate were likely impacted by the ISCO injections. In general, both the northern and southern plumes displayed low levels of total iron and manganese in the groundwater, which appears to represent background levels in the groundwater. These levels were even lower in wells impacted by ISCO in the northern plume. However, the iron and manganese concentrations remained fairly consistent throughout the eight quarterly

sampling events. During the past two years of monitoring, sulfate, nitrate and manganese concentrations have generally been stable. Of these compounds, sulfate concentrations were most significantly impacted by ISCO injections.

- The dissolved hydrogen concentrations ranged from 1.6 nanomolar (nM) in six wells to 44,000 nM in MW-36R. Several wells displayed dissolved hydrogen greater than 1,000 nM and the majority of these wells, including MW-36R also showed elevated persulfate concentrations, which likely impacted the dissolved hydrogen concentrations in groundwater. Most of the wells displayed dissolved hydrogen concentrations in a range of 1.7 to 10 nM, which indicates that the majority of the plume is under sulfate reducing to methanogenic conditions.
- Dissolved gasses methane, ethane and ethene were present in low levels at the Site. Ethene levels remained similar to third quarter 2015, with elevated ethene levels observed in MW-38 and MW-41R. The ethene levels in MW-38 corresponded to elevated levels of DHC and BAV1 vinyl chloride reductase in this well, which is similar to the previous quarters.
- TOC levels ranged from less than 1 mg/L to a high of 26 mg/L in MW-65 for those wells not impacted by ISCR. Since MW-61R was directly down-gradient of the ISCR injection, it is not surprising that the TOC level significantly increased to 1,620 mg/L due to the high amount of carbon substrate in the ISCR injection. Similar to the previous quarters more than 80 percent of the groundwater samples displayed TOC levels less than 2 mg/L. Methane, ethane and ethene were detected at low concentrations or were non-detect in groundwater samples throughout the Site (Table 8). These results are likely due to low levels of TOC present in the groundwater, which may be inhibiting bacterial growth.
- Major nutrients, ammonia and phosphate, were evaluated in groundwater and the results in Table 8 indicate that the groundwater contains non-detectable levels of ammonia (< 0.10 mg/L), with the exception of 20 wells which displayed ammonia levels greater than 0.10 mg/L. The highest ammonia level was observed in MW-61R with a concentration of 8.1 mg/L. This well was impacted by the ISCR injection and therefore, it is not surprising to see elevated ammonia levels in this well. Phosphate was detected at concentrations ranging from non-detect (< 0.03 mg/L) to a high of 95.4 mg/L in MW-65. Elevated levels of phosphate greater than 3 mg/l were also observed in MW-23, MW-61R, MW-65, MW-81, MW-83 and IW-77, which indicates that phosphate is present in non-limiting concentrations to the indigenous microbial community in some areas of the Site groundwater. The high phosphate concentrations observed in MW-65 (95.4 mg/L) and MW-23 (27.1 mg/L) are likely due to the modified activated sodium persulfate (MASP) injections, which contained 5 grams per liter (g/L) phosphate and was performed in the area of these two wells. Average nutrient levels, including ammonia, nitrate, nitrite and total phosphate have displayed relatively consistent results. In general nitrate levels are slightly higher in the southern plume, which may be inhibiting the DHC population. Ammonia and phosphate levels are more elevated in the northern plume than the southern plume which may indicate that key nutrients (nitrogen and phosphorus) may be limiting the microbial population including DHC in the southern plume.

- There are several compounds that have shown non-detect values over the past 8 quarters including volatile fatty acids (lactic acid, propionic acid, butyric acid, pyruvic acid and acetic acid), sulfide and 2-chloroethanol. Since MW-61R was exposed to an ISCR injection, which included high concentrations of fermentable organic carbon substrates, it is not unexpected that elevated levels of acetic acid, pyruvic acid, propionic acid and butyric acid were observed in this well. In addition, 2-butanone was detected in MW-61R at 269 µg/L. The butanone is likely due to the microbial conversion of fermentable organic carbon under low pH conditions, (pH was 5.5 in MW-61R).

3.3.2.3 Microbial Lines of Evidence

Table 8 provides the microbial results for the groundwater samples which were evaluated using standard groundwater analysis protocols. Table 8 includes the results for the genus DHC, the functional genes, tceA reductase (tceA), BAV1 VC reductase (BVC) and VC reductase (VCR). Historical quarterly microbial results are presented in Table 9. Similar to 2014 and the first three quarters of 2015 sampling results, the DHC microbial population was detected at elevated levels in MW-38 (7,700 cells/mL); a location that is relatively close to the source area. Likewise, the BVC gene was also detected at elevated levels (4,730 cells/mL) in MW-38, which indicates the potential for complete reductive dechlorination in this area. In addition to MW-38, IW-73 and MW-90 showed elevated levels of DHC (1,660 and 6,030 cells/mL, respectively). The following thirteen wells displayed DHC concentrations greater than 30 cells/mL: MW-22, MW-38, IW-73, IW-74, MW-46R, MW-60R, MW-61R, MW-63R, MW-67R, MW-82, MW-88, MW-90 and MW-98.

The DHC population generally peaked during the monitoring event in August 2014. The bulk of the microbial population is located within the source area and the peak occurred in between the second and third ISCO injection events in May and October 2014. To date the highest population of DHC has been identified at MW-38. Pre-ISCO application, the population was approximately 50,000 cells/mL. The population peaked at almost 250,000 cells/mL in July 2014 and has since declined to approximately 7,700 cells/mL. In general the DHC population has declined since the last ISCO injection which is to be expected given the oxidative conditions which inhibit the growth and sustainability of DHC. However various field studies have shown that DHC populations can rebound to native levels within a relatively short time period (Sutton et al., 2011).

The chemical, geochemical and microbial data from the fourth quarter event are similar to the previous quarterly monitoring events in 2014 and 2015. The VOC results demonstrate that reductive dechlorination is occurring in various locations of the plume.

The higher levels of TOC and ethene have been consistently observed in MW-38, which indicate that there is bioavailable organic carbon in this area that is supporting the indigenous microbial population of DHC and contributing to complete reductive dechlorination of VOCs in groundwater. The lower levels of reductive dechlorination observed in this plume are likely due to the low levels of TOC observed in various locations throughout the plume and the elevated DO levels.

3.4 Data Quality Assessment

All field and analytical data were reviewed by Ramboll Environ. Validation findings are summarized below. Detailed validation reports are included in Appendix C.

3.4.1 Field Data

Field data were collected and validated according to the RADD, Work Plan and associated SOPs and USEPA Contract Laboratory Program National Functional Guidelines for Superfund Organic Methods Review (June 2008). The field data and documentation were evaluated against the following criteria, as appropriate:

Samples were collected at the specified locations identified in the RADD plus five wells sampled on the northeast corner of the Whirlpool property (MW-87 through MW-91), six wells sampled on the Boys and Girls Club property (MW-96 through MW-99, MW-183 and MW-184), nine wells sampled for in-situ chemical oxidation (ISCO) monitoring (MW-23, MW-24, MW-81, MW-82, MW-92 through MW-95 and MW-172), two temporary wells sampled for in-situ chemical reduction (TMW-10 and TMW-11) and twenty-one additional wells sampled to support the evaluation of the source area, plume boundary and shallow groundwater.

- Field instrumentation calibration and quality assurance/quality control (QA/QC) checks on equipment were conducted on a daily basis, prior to field work; and
- Sample documentation protocol and chain-of-custody protocols were followed per Ramboll Environ Field Procedures.

3.4.2 Laboratory Analytical Data

All VOC (SW846 5030B/8260B) analytical results for the 76 RADD plume boundary, onsite and offsite wells, in addition to wells noted in Section 3.4.1, received data validation by a Ramboll Environ Project Chemist. During the data validation process, data validation qualifiers were assigned to the results per USEPA Contract Laboratory Program National Functional Guidelines for Superfund Organic Methods Review (June 2008), as necessary, to indicate potential limitation on use of the data. In addition, data qualifier codes were added to the results to indicate the reason(s) for qualification and the associated bias direction, if discernible.

The following sections provide a summary of the data validation results.

General Usability Assessment

The laboratory data packages for VOC analysis received from PACE Analytical Services were paginated, complete and overall of good quality. The data packages submitted contained modified level II data packages for data validation.

The data quality for VOCs was generally acceptable. A number of analytes were qualified as non-detect due to method, equipment and trip blank contamination. This contamination generally originates from carry over on the instrument, from common laboratory contaminants used in the laboratory and from cross contamination during shipping and storage of samples.

The overall quality of analytical data is inferred from the quantitative and qualitative data quality indicators of reporting limits, accuracy, precision, completeness, representativeness and comparability. A general overall assessment of each of the data quality assurance objectives is provided below:

- **Reporting Limits.** The minimum reporting limits required were attained on undiluted samples with the exception of 1,3-dichloropropene and 1,1,2,2-tetrachloroethene. The laboratory instrument used for USEPA Method 8260B cannot be calibrated to detect 1,3-dichloropropene at a RAL of 0.41 µg/L or 1,1,2,2-tetrachloroethene at a RAL of 0.066 µg/L as prescribed by the RADD. The method detection limit (MDL) for 1,3-dichloropropene at 0.14 µg/L was below the RAL whereas the MDL for 1,1,2,2-tetrachloroethene was 0.15 µg/L which is above the RAL listed in the RADD. ADEQ was informed of the limitations of the laboratory instrument in March 2014.

  Elevated target analyte concentrations necessitated dilutions for several samples. In such instances, the reviewer selected the result for each target analyte, corresponding to the analysis run with the least dilution. All other analytes were reported from the undiluted analysis if applicable. Results below the reporting limit (RL) were flagged by the laboratory if above the MDL. To reflect the uncertainty associated with values reported between the MDL and RL, these results were qualified as estimated ("J").

- **Precision.** The MS/MSD relative percent difference (RPD) results for VOCs and the field duplicate RPD VOC results satisfied applicable precision criteria. All field duplicate results had calculated RPDs less than 30% for all aqueous samples, indicating adequate and reproducible field and laboratory collection and analytical techniques. Laboratory dilution calculations were reviewed and were determined to be accurate. The more conservative (higher) concentrations were reported in tabular form and are used for the purpose of site evaluation.

- **Accuracy.** Accuracy is a measure of bias in a measurement system. The closer the value of the measurement agrees with the true value, the more accurate the measurement. This was expressed as the percent recovery of LCSs, MS/MSDs and surrogates. Surrogate spike recoveries, MS/MSD results and LCS results for constituents of concern satisfied the applicable evaluation criteria for accuracy, which indicates that overall accuracy with respect to the analytical system and to the site specific matrix can be considered acceptable. While several recoveries were outside of acceptable criteria, these recoveries were not severe enough to impact the usability of the data and qualification of data was required for seventeen sample results.

- **Completeness.** Completeness is a measure of the number of valid measurements obtained in relation to the total number of measurements planned. Completeness is expressed as the percentage of valid or usable measurements to planned measurements. No data were rejected during the validation process. As such, the completeness for the 2015 fourth quarter event is 100%.

- **Representativeness.** Representativeness is a qualitative parameter which expresses the degree to which sample data accurately and precisely represents a characteristic of a population, parameter variations at a sampling point, or an environmental condition.

The agreement between the field duplicate results was used to assess representativeness. The general agreement between the field duplicate results is considered to indicate that the samples collected are adequately representative of the medium sampled.

- **Comparability.** In essence, comparability was maintained by consistency in sampling conditions, selection of sampling procedures, sample preservation methods, analytical methods and data reporting units.

4 Plume Stability

This section includes discussion of trends for individual wells, trends for groups of wells, plume boundaries and concentration versus time plots. The discussion and assessment of the plume is based upon a macro-analysis of the entire plume versus a single well analysis to categorize the plume stability. Individual wells will exhibit variability and fluctuations that will influence plume boundaries in any given quarter. The macro-analysis of the entire data set minimizes the over weighting of any particular well or data set from a well. Monitoring wells installed after the 2013 RADD was issued by ADEQ are only included in this analysis if they have been sampled a sufficient number of times to establish temporal trends (statistical trend analysis typically requires data from at least four sampling events).

Table 10 presents a historical summary of TCE and degradation products, cis-1,2-DCE and VC, concentrations in groundwater samples. These values are used for the analysis of trends described in the remainder of this section.

4.1 Lines of Evidence

Several analytical tools or "lines of evidence" were used to evaluate plume stability conditions including:

- **Statistical Methods**. Mann-Kendall nonparametric test (Gilbert, 1987; USEPA, 2000) to calculate the temporal trend in individual well analyte concentrations over time.
- **Isoconcentration Maps.** Qualitative method to evaluate temporal trends by comparing representations of plume concentration and extent for certain periods over the duration of monitoring.
- **Time vs. Concentration Plots.** Qualitative method to evaluate temporal trends in constituent concentration for individual wells and for representative concentration of overall plume (mean). The plots also include exponential regression lines to aid the analysis of temporal trends.

4.1.1 Statistical Analysis of Temporal Trends

The Mann-Kendall test (Gilbert, 1987) is a non-parametric test for linear trend, based on the idea that a lack of trend would be represented by a time series plot fluctuating randomly about a constant mean level, with no visually apparent upward or downward pattern. Because Mann-Kendall is a non-parametric test, it is not dependent upon the magnitude of data, the distribution of the data (does not have to have a normal distribution), missing data from a particular sampling event, or irregularly spaced monitoring events. Mann-Kendall assesses whether a time-ordered data set exhibits an increasing or decreasing trend, at a predetermined level of significance.

The Mann-Kendall statistic is computed by looking at all possible pairs of measurements in the data set and scoring each pair as follows:

- An earlier value lower in magnitude than a later one is assigned a value of 1;
- An earlier value higher in magnitude than a later sample is assigned a value of –1; and
- Two identical values are assigned 0.

The scores from all of the pairs are added together to get the Mann-Kendall statistic (S), a positive value of S indicates that a majority of the differences between earlier and later measurements are positive, which suggests an increasing trend over time. Conversely, a negative value for S implies that a majority of the differences between earlier and later values are negative, indicating a decreasing trend. A value near zero indicates a roughly equal number of positive and negative results. This indicates the values have randomly fluctuated around a constant mean with no apparent trend. If the Mann-Kendall test indicates that there is not a statistically significant trend a second test, coefficient of variation (COV), is performed to determine if the trend is stable (COV is less than 1, little variation above and below the mean value) or if no trend exists (COV is greater than 1, high variation above and below the mean value).

The applicable outcomes of the temporal trend analysis are as follows:

- **Increasing**. Statistically significant increasing trend for concentrations (>90% confidence);
- **Stable.** No statistically significant trend for concentrations along with low variability for results (coefficient of variance <1);
- **No Trend**. No statistically significant trend for concentrations along with high variability for results (coefficient of variance >1);
- **Decreasing**. Statistically significant decreasing trend for concentrations (>90% confidence);
- **<PQL (Practical Quantitation Limit).** All sample results have a “J” qualifier (estimated result greater than the method detection limit but less than the reporting limit) or a mixture of non-detects and results with “J” qualifiers; and
- **Not Detected (ND).** Constituent has not been detected at the well during the time period analyzed.

The trend analysis performed for groundwater concentrations from 2009 (when installation of the last of the current wells used for monitoring in accordance with the RADD was complete) through fourth quarter 2015 are summarized in Tables 11 and 12. MW-42B and MW-43 were damaged in 2009 and permanently abandoned in 2014; therefore no statistical evaluation was performed for these wells. The following is the list of wells in each category (this list is only presented for evaluation of plume stability):

- **Northern Plume Wells (42 wells)**. MW-23, MW-27, MW-28, MW-31/31R, MW-32/32R, MW-33/33R, MW-34/34R, MW-35R, MW-36/36R, MW-39/39R, MW-40/40R, MW-41/41R, MW-46R, MW-50, MW-55/55R, MW-56/56R, MW-57/57R, MW-58/58R, MW-60,

MW-61, MW-62/62R, MW-63/63R, MW-65, MW-66, MW-67/67R, MW-68, RW-69, MW-70, MW-71, IW-72, IW-73, IW-74, IW-75, IW-76, IW-77, IW-78, IW-79, IW-80, MW-81, MW-82, MW-83 and MW-84.

- **Northeast Corner Wells (9 wells)**. MW-87, MW-88, MW-89, MW-90, MW-91, MW-96, MW-97, MW-98 and MW-99.
- **Southern Plume Wells (35 wells)**. ITMW-1, ITMW-2, ITMW-3, ITMW-4, ITMW-5, ITMW-6, ITMW-7, ITMW-9, ITMW-10, ITMW-11, ITMW-12, ITMW-13, ITMW-14, ITMW-15, ITMW-16, ITMW-17, ITMW-18, ITMW-19, ITMW-20, ITMW-21, MW-22, MW-24, MW-25, MW-26, MW-29, MW-30, MW-37, MW 38, MW-85, MW-86, MW-92, MW-93, MW-94, MW-95 and MW-172.
- **Source Area Wells (16 wells)**. ITMW-11, ITMW-12, ITMW-15, ITMW-17, ITMW-18, ITMW-19, MW-25, MW-37, MW-38, MW-85, MW-86, MW-92, MW-93, MW-94, MW-95 and MW-172.

Contaminant concentration trends as established during the fourth quarter event are summarized below:

- **Northern Plume Wells (42 wells):** The Mann-Kendall trend analysis utilizes data from all wells associated with the October 2015 groundwater monitoring event for the northern plume (Table 11) (temporal trend analysis relies upon previous data from four of the 42 wells in the northern plume). As described in more detail below, our determination that a majority of the wells exhibit little or no TCE or a decreasing or stable TCE concentration trend is based on the fact that 86% (36 of 42 wells) of these wells exhibit either little or no TCE or a decreasing or stable TCE concentration trend.

  The trend analysis for the 42 wells associated with monitoring the northern plume indicates the following:

  - Nine wells exhibit a stable trend for TCE concentrations.
  - Sixteen wells exhibit a decreasing trend for TCE concentrations.
  - Six wells exhibit no trend regarding TCE concentrations according to the statistical test. TCE concentrations in all six of these wells consisting of MW-27, MW-31/31R, MW-36/36R, MW-39/39R, MW-68 and IW-75 have been non-detect or less than 1 µg/L since October 2012.
  - Five wells exhibit TCE concentrations below detection limits or below reporting limits; and
  - Six wells exhibit an increasing trend for TCE concentrations.

  TCE concentrations in eleven of the 42 northern plume wells (26%) have been non-detect or less than 1 µg/L since October 2012 and 25 of the 42 wells (60%) have exhibited decreasing or stable trends; therefore, 36 of the 42 northern plume wells (86%) exhibit either little or no TCE or a decreasing or stable TCE concentration trend. We believe that this supports our plume stability conclusions.

In addition, Table 13 indicates that the average TCE concentration for wells in the northern plume decreased from 384 µg/L in April 2009 to 121 µg/L in October 2015.

As noted, TCE concentration trends are increasing in six of 42 (14%) of the wells (MW-55R, MW-56R, MW-57R, MW-61R, MW-66 and MW-67R). Further, of the six wells located in the northern plume with increasing TCE concentration trends:

- Four wells (MW-56R, MW-61R, MW-66 and MW-67R) had concentrations during the 2015 fourth quarter that were within historical ranges of detected values;
- MW-55 had not been sampled since October 2013 because access had not been granted by the property owner. The property owner provided access prior to the third quarter 2015 monitoring event; therefore, MW-55 was replaced (as MW-55R) and sampled during the third quarter 2015. Fourth quarter results reported a TCE concentration of 4.4 µg/L which is lower than the 8.2 µg/L when sampled in the third quarter 2015.

- **Northeast Corner Wells (nine wells):** The five wells located on Whirlpool property in the area of the northeast corner plume have been sampled six times between June 2014 and October 2015 and four wells located on Boys & Girls Club property further to the northeast have been sampled five times between October 2014 and October 2015. This allows for statistical analysis of temporal trends over this approximate one year period but does not allow for the interpretation of long-term temporal trends in these wells. The overall TCE concentration trends are increasing in MW-87 and MW-91 with concentrations ranging from 564 µg/L to 758 µg/L and 234 µg/L to 442 µg/L, respectively. The TCE concentration at MW-87 in the fourth quarter was the slightly lower than that in July 2015 and the TCE concentration in MW-91 increased from 405 µg/L in July 2015 to 442 µg/L in October 2015. TCE concentrations in MW-96 through MW-99 on the Boys & Girls Club property continue to be below detection limits (i.e. less than 0.17 µg/L).
- **Southern Plume Wells (35 wells):** As described in more detail below, our determination that a majority of the wells exhibit little or no TCE or a decreasing or stable TCE concentration trend is based on the fact that that 31 of 35 (89%) of the southern wells exhibit either little or no TCE or a decreasing or stable TCE concentration trend. The trend analysis for the 35 wells associated with monitoring the southern plume indicates the following:
  - Six wells exhibit a stable trend for TCE concentrations.
  - Eighteen wells exhibit a decreasing trend for TCE concentrations.
  - Five wells exhibit no trend regarding TCE concentrations (TCE concentrations at three of these wells, consisting of ITMW-16, ITMW-20 and MW-26, have been non-detect or less than 1 µg/L since October 2011). TCE concentrations at MW-85 and MW-86 (the other two wells with no trend) exhibit no trend according to the statistical test; however, TCE concentrations increased comparing the third and fourth quarters. While the TCE concentration at MW-85 jumped from 132 µg/L in July 2015 to 12,000 µg/L in October 2015, the TCE concentration at MW-86 increased from 65,100 µg/L to 131,000 µg/L during the same period.

- Three wells exhibit TCE concentrations below PQLs.
- Three wells (ITMW-6 and ITMW-10 located south of the former manufacturing building and MW-38 located immediately north of Area 1) exhibit an increasing trend for TCE concentrations. MW-38 is a source area well and is discussed further below. ITMW-6 had a TCE concentration of 3.1 µg/L during the fourth quarter 2015. Although TCE concentrations at ITMW-6 may have exhibited an increasing trend, review of the data set indicates that TCE concentrations have ranged from < 1.6 µg/L to 4.4 µg/L during 33 monitoring events since 1989 and the current detected concentration of 3.1 µg/L is insignificant regarding the overall range of concentrations. Although cis-1,2-DCE concentrations at ITMW-6 may have exhibited an increasing trend, review of the data set indicates that cis-1,2-DCE concentrations have ranged from 2.1 µg/L to 6.7 µg/L during 30 monitoring events since 1997 (cis-1,2-DCE was not analyzed during early monitoring events at ITMW-6) and the current detected concentration of 5.5 µg/L is insignificant regarding the overall range of concentrations. ITMW-10 will continue to be monitored regarding the increasing trend of TCE concentrations near the south central boundary of the building; concentrations for cis-1,2-DCE and vinyl chloride at ITMW-10 showed decreasing trends. TCE concentrations in October 2015 are approximately 10% lower than the concentrations measured in July 2015.

- **Source Area Wells (16 wells):** The source area wells showed predominantly decreasing or stable concentration trends for TCE (ten wells decreasing, three wells stable and two wells with no trend) and for cis-1, 2-DCE (seven wells decreasing, seven wells stable and one well with no trend). Only one of the source area wells, MW-38, continued to demonstrate an increasing concentration trend for TCE and cis-1,2-DCE, however TCE concentrations have been continuing to decrease at MW-38 since October 2014 and the current TCE concentration is 50% less than the October 2014 concentration.

4.1.2 Isoconcentration Maps

Figures 2A and 2B show isoconcentration lines at the northern, northeastern and southern plumes for the 2015 Fourth Quarter groundwater monitoring event. Figure 2A of this report shows TCE concentrations exceeding 5 µg/L on and near the northeast corner of the facility. The presence of TCE in this area does not necessarily represent an expansion of the plume beyond the bounds of its historical maximum extent.

The 2014 second quarter groundwater monitoring event was the first time that the TCE concentration at MW-61 well exceeded 5 µg/L, requiring that the isoconcentration line be extended to include MW-61. This trend continued during the 2015 fourth quarter event, with a TCE concentration of 13.3 µg/L reported at MW-61R. Therefore, MW-61R continues to be included within the 5 µg/L plume boundary. A new monitoring well (MW-193) was installed northeast (down-gradient) of MW-61R in September 2015 and TCE was not detected during the fourth quarter 2015 sampling event. An ISCR pilot test commenced at MW-61R in October 2015 and the current TCE concentration in MW-61R is 5 µg/L; therefore, the isoconcentration no

longer extends past this well (see Attachment D of the Fourth Quarter 2015 Progress Report for further discussion).

4.1.3 Concentration vs. Time Plots

The average (arithmetic mean) of the detected TCE, cis-1,2-DCE and VC concentrations were calculated for each of the 17 comprehensive groundwater monitoring events conducted at the Site beginning in 2009 and are summarized in Table 13. Figures 5 through 9 show the average concentrations versus time for the combined northern and southern plume wells, the northern plume wells, the southern plume wells, the source area wells and the northeast corner plume wells, respectively. Decreases in average concentrations for TCE, cis-1,2-DCE and VC are noted for the combined northern and southern plume wells, southern plume wells and source area wells. The average concentrations of TCE, cis-1,2-DCE and VC in the northern plume wells continue to decrease, but at a moderate rate compared to the remainder of the wells. The average TCE concentration in the northeast corner wells has continued to increase gradually over the approximate one year time period since they were installed; however the cis- 1,2 – DCE concentration shows preliminary signs of a decreasing trend as is evident from Figure 9. The rate of decrease in average TCE concentrations has declined and average concentrations for the combined northern and southern plume wells, the southern plume wells and the source area wells increased in October 2015 due increases in source areas well concentrations (e.g., MW-25 and MW-86).

TCE and cis-1,2-DCE concentration versus time charts are also provided for pairs of wells located in the southern plume, source area and two located in the northern plume (Figure 10-12). As shown on Figure 10, although TCE concentrations continue to increase in ITMW-10 (primarily during the previous seven most recent sampling events) concentrations of cis-1,2-DCE in ITMW-10 and in nearby ITMW-9 have been decreasing. The concentration of TCE at ITMW-9 shows a stable trend. Figure 11 shows concentration trends for ITMW-19 and MW-25 located in the source area; concentrations are generally decreasing with decreases of one to two orders of magnitude following the third ISCO injection event in the source area. Although the overall trend is still decreasing for MW-25, the TCE concentration in October 2015 was almost 1.75 times the TCE concentration in July 2015. Figure 12 shows TCE concentrations at MW-61/61R increasing above historical maximums.

4.2 Summary of Plume Stability

The overall groundwater conditions at the Site exhibit stable characteristics based upon statistical analysis of temporal concentration trends, decreasing average TCE concentrations in the southern plume, stable to decreasing average TCE concentrations in the northern plume and an aerial extent for the north plume predominantly within the bounds of the historical maximum plume extent except near MW-61R. Increases in TCE concentrations observed in MW-66 and MW-67/67R are within historical ranges and continue to be reported at levels below the RAL. The boundaries of the south plume have been modified based upon the findings from the Property Boundary Investigation September 2014, data obtained from MW-182 (installed in late June 2015) and the data from the south sentinel wells installed in late September 2015).

The site-wide groundwater conditions can be categorized as three separate plumes with distinct characteristics (i.e. the southern plume, the northern plume and northeastern plume).

The southern plume is characterized by:

- A relatively flat south, southeast potentiometric gradient with a southwestern gradient in the southern section of the plume;
- Source area (Area 1) TCE concentrations greater than 10,000 µg/L;
- An aerial extent of approximately 1,070,000 square feet (ft^2) (predominately located under the footprint of the Whirlpool building); and
- A decreasing trend in average TCE concentrations.

The northern plume is characterized by:

- A north-northeast potentiometric gradient that is flat in the south portion of the north plume but steepens to north-northwest;
- TCE concentrations generally between 100 and 1,000 µg/L;
- An aerial extent of approximately 455,000 ft^2 located north of the Whirlpool building and extending to the residential area to the north and northeast; and
- A decreasing trend in average TCE concentrations.

The northeast plume is characterized by:

- An east, northeast potentiometric gradient.
- TCE concentrations generally between 5 and 800 µg/L.
- An aerial extent of approximately 237,000 ft^2 located northeast of the Whirlpool building and extending to property owned by the Boys and Girls Club, but offsite groundwater TCE concentrations are only slightly elevated above MCLs.
- Concentrations at MW-87 and MW-91 have begun to stabilize, after previously increasing since first installation and sampling in June 2014. There is not enough data to establish long-term temporal trends.

5 Summary and Conclusions

Ramboll Environ performed the 2015 Fourth Quarter Groundwater Monitoring Event on behalf of Whirlpool during the week of October 5, 2015. The quarterly monitoring was conducted for collection of groundwater samples for analysis of VOCs and MNA parameters defined by the RADD as well as additional parameters not included in the RADD.

- The groundwater potentiometric surface observed during the fourth quarter event is consistent with that historically observed at the Site except for the addition of a southwestern gradient in the southern plume identified due to the installation of sentinel wells.
- The direction of the lateral hydraulic gradient continues to be influenced by a divide located just south of Ingersoll Avenue with directions of the hydraulic gradient predominantly to the northeast and south on either side of the general divide.
    - Groundwater north of the divide is flowing in a northeasterly direction; and
    - Groundwater south of the divide is flowing in a southern/southeasterly direction with a southwesterly trend south of the manufacturing building.
- Fourth quarter event groundwater monitoring data shows generally stable to decreasing trends for TCE concentrations.
    - Plume boundary well data continue to show results generally consistent with historical TCE concentrations although trends in the northern portion of the plume near MW-61R are anticipated to decrease due to ISCR injections;
    - Offsite well data are similar to previous monitoring events and continue to show generally stable to decreasing TCE concentration trends; and
    - Onsite well data continue to show generally stable to decreasing TCE concentration trends; although, the data has been influenced by the ISCO injections.
- The chemical, geochemical and microbial data from the fourth quarter event are similar to the quarterly monitoring events in 2014 and 2015. The VOC results demonstrate that reductive dechlorination is occurring in various locations of the plume.
- The ISCO events performed in 2014 and 2015 continue to be effective with TCE concentration reductions as follows:
    - Approximately 62% decrease since May 2014 at source area wells MW-25, MW-85 and MW-86;
    - Supplemental neck area decrease of approximately 83% since May 2014; and
    - Approximately 83% decrease since May 2014 at wells in Areas 2 and 3.
- The ISCR event performed in September/October 2015 is proving to be effective with TCE concentrations reducing as follows:
    - The TCE concentration in MW-61R has been reduced to 5 µg/L. The sum of the TCE concentrations for MW-61R, TMW-10 and TMW-11, 60 days after ISCR

injection, showed a decreasing concentration trend from approximately 238 µg/L to 120 µg/L (~50% decrease).

6 References

2014 - Dissolved Gas Sampling Guidance; Microseeps Inc; http://www.microseeps.com/html/dissolved_gas.html

ADEQ (2013). Remedial Action Decision Document for Corrective Action. Whirlpool Corporation, Sebastian County, Arkansas, AFIN 66-00048. December 27.

EPA, 1998. "Technical protocol for evaluating natural attenuation of chlorinated solvents in groundwater" Office of Research and Development, EPA/600/R-98/128.

EPA, 2011. "An approach for evaluating the progress of natural attenuation in groundwater", Office of Research and Development, EPA/600/R-11/204.

Löffler, F, Yan, J., Ritalahti, K., Adrian, L., Edwards, E., Konstantinidis, K... Muller, J., Fullerton, H., Zinder, S. and Spormann, A., 2013. Dehalococcoides mccartyi gen. nov., sp. nov., obligately organohalide-respiring anaerobic bacteria relevant to halogen cycling and bioremediation, belong to a novel bacterial class, Dehalococcoidia classis nov., order Dehalococcoidales ord. nov. and family Dehalococcoidaceae fam. nov., within the phylum Chloroflexi. International Journal of Systematic and Evolutionary Microbiology, 63, 625–635.

Ramboll Environ, 2015. Whirlpool Ft. Smith Sentinel Wells, November.

Sublette, K., Peacock, A., White, D., Davis, G., Ogles, D., Cook, D., Kolhatkar, R., Beckmann, D. and Yang, X., 2006. Monitoring Subsurface Microbial Ecology in a Sulfate-Amended, Gasoline-Contaminated Aquifer. *Groundwater Monitoring & Remediation, 26:* 70–78.

Sutton, N., Grotenhuis, T., Langenhoff, A. and H. Rijnaarts. 2011."Efforts to improve coupled in situ chemical oxidation with bioremediation: a review of optimization strategies", *Journal of Soils and Sediments* 11 (1), 129-140.

Vogel, T., Criddle, C. and McCarty, P., 1987. "ES Critical Reviews: Transformations of halogenated aliphatic compounds", *Environmental Science & Technology 21* (8), 722-736

Tables

TABLE 1
CONSTITUENTS OF CONCERN AND RADD GROUNDWATER REMEDIAL ACTION LEVELS
Whirlpool Facility - Fort Smith, Arkansas

Constituent of Concern	Remedial Action Level (ug/L)[1]
Acetone	12,000[2]
Benzene	5.0
Bromodichloromethane	80
Bromodichloromethane	80
Bromoform	7.0[2]
Bromomethane	4,900[2]
2-Butanone	720
Carbon Disulfide	5.0
Carbon Tetrachloride	100
Chlorobenzene	21,000[2]
Chloroform	80
Chloromethane	190[2]
Dibromochloromethane	80
1,1-Dichloroethane	2.4[2]
1,2-Dichloroethane	5.0
1,1-Dichloroethene	7.0
cis-1,2-Dichloroethene	70
trans-1,2-Dichloroethene	100
1,2-Dichloropropane	5.0
1,3-Dichloropropene	0.41[2]
Ethylbenzene	700
2-Hexanone	34[2]
4-Methyl-2-pentanone	1,000[2]
Methylene chloride	5.0
Styrene	100
1,1,2,2-Tethrachloroethane	0.066[2]
Tetrachloroethene (PCE)	5.0
Toluene	1,000
1,1,1-Trichloroethane	200
1,1,2-Trichlrorethane	5.0
Trichloroethene (TCE)	5.0
Vinyl chloride	2.0
Xylenes (total)	10,000

Notes:
RADD = Remedial action decision document
µg/L = Micrograms per liter
(1) = Maximum Contamination Level (USEPA, May 2013)
(2) = USEPA Tapwater Screeging Level (MCL and Maximum Contaminant Level Goal Unavailable)

TABLE 2
GROUNDWATER MONITORING WELL NETWORK SAMPLED
FOR RADD QUARTERLY EVENTS
Whirlpool Facility - Fort Smith, Arkansas

Plume Boundary Wells				
ITMW-2	ITMW-4	ITMW-6	ITMW-16	ITMW-20
MW-22	MW-26	MW-27	MW-28	MW-29
MW-31	MW-36	MW-39	MW-40	MW-50
MW-60	MW-61	MW-62	MW-63	MW-66
MW-67	MW-68	MW-96	MW-97	MW-98
MW-99	IW-72			

Offsite Wells				
MW-41	MW-46R	MW-55	MW-56	MW-57
MW-58	MW-71	MW-81	MW-82	IW-73
IW-74	IW-76	IW-77	RW-69	

Onsite Wells				
ITMW-1	ITMW-7	ITMW-9	ITMW-10	ITMW-11
ITMW-12	ITMW-13	ITMW-14	ITMW-15	ITMW-17
ITMW-18	ITMW-19	ITMW-21	MW-25	MW-32
MW-33	MW-34	MW-35R	MW-38	MW-65
MW-83	MW-84	MW-85	MW-86	MW-87
MW-88	MW-89	MW-90	MW-91	MW-92
MW-93	MW-94	MW-95	MW-172	IW-80

TABLE 3
SUMMARY OF MONITORING WELL STATIC WATER LEVEL MEASUREMENTS FOURTH QUARTER 2015
Whirlpool Facility - Fort Smith, Arkansas

Location	Well Coordinates		TOC Elevation (ft)	Top of Screen Elevation (ft)	Bottom of Screen Elevation (ft)	Screen Length (ft)	Top of screen Depth	Bottom of screen Depth	Screened Interval (ft)	Static Water Level Elevation (ft)										
	Easting (ft)	Northing (ft)								10/1/2012	10/14/2013	3/5/2014	3/25/2014	5/12/2014	7/28/2014	10/13/2014	1/12/2015	4/13/2015	7/20/2015	10/5/2015
ITMW-1	591383	368913	476.93	460.43	446.68	13.75	16.50	30.25	16.50 - 30.25	462.88	462.43	461.13	460.84	461.70	462.53	463.49	462.15	462.32	463.82	463.92
ITMW-2	591189	369021	474.97	462.22	447.77	14.45	12.75	27.20	12.75 - 27.20	465.70	465.92	462.19	461.98	462.89	463.65	464.36	464.27	463.55	464.87	464.85
ITMW-3	591306	369075	474.72	464.07	449.27	14.80	10.65	25.45	10.65 - 25.45	463.09	467.17	461.67	461.43	462.31	463.08	463.52	460.27	462.96	464.39	464.42
ITMW-4	591251	368208	478.19	459.99	445.99	14.00	18.20	32.20	18.20 - 32.20	462.62	461.99	461.10	460.81	461.54	462.10	463.09	466.85	462.18	463.38	463.41
ITMW-5	590982	368205	478.93	459.03	449.28	9.75	19.90	29.65	19.90 - 29.65	462.43	456.54	460.96	460.67	461.37	461.91	462.63	460.83	462.03	463.20	463.22
ITMW-6	590923	367970	483.04	461.39	446.89	14.50	21.65	36.15	21.65 - 36.15	462.18	454.74	460.85	460.58	461.29	461.68	462.63	466.20	461.94	462.94	462.86
ITMW-7	590546	368323	481.95	460.05	445.05	15.00	21.90	36.90	21.90 - 36.90	462.49	457.98	461.75	461.70	462.33	462.48	463.40	461.47	463.00	463.65	463.30
ITMW-9	591256	368146	481.90	461.95	448.45	13.50	19.95	33.45	19.95 - 33.45	462.52	456.53	461.00	460.72	461.45	461.96	462.92	461.68	462.07	463.27	463.29
ITMW-10	590978	368157	480.84	458.19	447.24	10.95	22.65	33.60	22.65 - 33.60	462.46	458.75	460.95	460.99	461.39	461.92	462.84	460.95	462.03	463.17	463.17
ITMW-11	590978	369040	474.07	458.82	445.37	13.45	15.25	28.70	15.25 - 28.70	465.82	463.43	462.68	462.52	463.27	463.97	464.82	459.11	464.15	465.39	465.26
ITMW-12	590998	369007	476.67	461.67	446.67	15.00	15.00	30.00	15.00 - 30.00	463.22	464.77	462.40	462.21	463.12	463.73	464.56	466.49	463.86	465.13	465.00
ITMW-13	591047	369052	477.79	463.79	448.79	15.00	14.00	29.00	14.00 - 29.00	463.69	464.34	462.40	462.23	463.10	463.74	464.56	464.60	463.84	465.10	465.01
ITMW-14	591098	369056	477.30	462.50	447.80	14.70	14.80	29.50	14.80 - 29.50	461.72	468.88	462.33	462.14	463.04	463.66	464.46	461.08	463.75	464.98	464.93
ITMW-15	590944	369043	474.50	459.50	444.50	15.00	15.00	30.00	15.00 - 30.00	465.41	463.54	462.74	462.69	463.40	463.97	464.81	462.39	463.59	465.38	465.25
ITMW-16	590967	369100	478.79	461.79	446.79	15.00	17.00	32.00	17.00 - 32.00	463.38	466.48	462.74	462.49	463.38	463.87	466.70	468.22	464.07	465.31	465.20
ITMW-17	590864	369051	477.90	461.90	446.90	15.00	16.00	31.00	16.00 - 31.00	463.19	466.20	462.52	462.39	463.25	463.79	464.57	462.77	463.94	465.16	465.03
ITMW-18	590976	368955	473.55	458.55	443.55	15.00	15.00	30.00	15.00 - 30.00	463.35	463.99	462.41	462.13	463.09	463.68	464.48	458.99	463.80	465.03	464.96
ITMW-19	590890	368961	476.25	460.25	445.25	15.00	16.00	31.00	16.00 - 31.00	463.25	463.65	462.51	462.31	463.20	463.76	464.54	465.94	463.80	465.11	465.01
ITMW-20	590370	369042	477.87	463.87	448.87	15.00	14.00	29.00	14.00 - 29.00	463.51	462.81	463.24	463.03	463.76	464.02	464.83	463.55	464.48	465.23	464.82
ITMW-21	590629	368898	476.52	460.52	445.52	15.00	16.00	31.00	16.00 - 31.00	463.27	461.71	462.95	463.04	463.54	463.93	464.66	462.56	464.28	465.12	464.78
MW-22	591853	368913	473.93	459.93	444.93	15.00	14.00	29.00	14.00 - 29.00	463.62	462.92	461.38	461.27	462.08	463.04	463.91	461.91	462.56	464.19	464.24
MW-23	590892	369238	475.80	461.80	446.80	15.00	14.00	29.00	14.00 - 29.00	463.42	463.37	462.74	462.56	463.28	463.99	464.78	465.50	464.13	465.32	464.93
MW-24	590876	369134	476.39	458.39	443.39	15.00	18.00	33.00	18.00 - 33.00	463.44	463.37	462.76	462.57	463.47	464.67	464.75	464.37	464.12	465.35	465.23
MW-25	590743	369006	476.89	459.89	444.89	15.00	17.00	32.00	17.00 - 32.00	463.49	463.44	462.81	462.63	463.51	463.96	464.71	464.27	464.19	465.37	465.22
MW-26	590566	369230	478.05	459.55	444.55	15.00	18.50	33.50	18.50 - 33.50	463.88	463.73	463.28	463.21	464.04	464.35	465.06	463.74	464.72	465.56	465.22
MW-27	591077	369226	475.42	460.42	445.42	15.00	15.00	30.00	15.00 - 30.00	463.42	463.35	462.69	462.50	463.41	463.99	464.76	462.91	464.11	465.33	465.21
MW-28	591324	369209	470.49	457.49	442.49	15.00	13.00	28.00	13.00 - 28.00	463.38	463.31	462.52	462.28	463.26	463.29	464.51	458.86	464.33	465.20	464.52
MW-29	590181	368371	474.91	458.91	443.91	15.00	16.00	31.00	16.00 - 31.00	462.87	462.68	462.66	462.91	463.38	463.30	464.39	468.30	463.93	464.42	463.87
MW-30	590579	368432	478.99	457.99	442.99	15.00	21.00	36.00	21.00 - 36.00	462.52	462.58	462.29	462.22	462.91	463.16	463.99	467.41	463.62	464.33	463.96
MW-31	590824	369286	476.03	458.53	448.53	10.00	17.50	27.50	17.50 - 27.50	463.02	463.48	462.63	462.55	463.42	463.95	464.73	460.52	NA	NA	NA
MW-31R	590823	369288	475.73	455.73	445.73	10.00	20.00	30.00	20.00-30.00	NA	NA	NA	NA	NA	NA	NA	NA	463.93	465.13	465.08
MW-32[1]	590909	369279	475.68	458.68	448.68	10.00	17.00	27.00	17.00 - 27.00	463.36	463.33	462.72	462.59	463.43	464.60	464.74	463.43	NA	NA	NA
MW-32R	590908	369282	475.50	455.00	445.00	10.00	20.50	30.50	20.50-30.50	NA	NA	NA	NA	NA	NA	NA	NA	463.94	465.09	465.05
MW-33[1]	590994	369276	474.88	459.08	449.08	10.00	15.80	25.80	15.80 - 25.80	463.38	463.48	462.70	462.50	463.43	464.00	464.76	462.96	NA	NA	NA
MW-33R	590993	369277	474.60	455.60	445.60	10.00	19.00	29.00	19.00-29.00	NA	NA	NA	NA	NA	NA	NA	NA	463.97	465.19	465.08
MW-34[1]	590932	369336	474.29	454.79	444.79	10.00	19.50	29.50	19.50 - 29.50	463.42	463.35	462.76	462.68	463.47	463.96	464.81	463.18	464.23	NA	NA
MW-34R	590911	369339	474.23	452.73	445.73	7.00	21.50	28.50	21.50-28.50	NA	NA	NA	NA	NA	NA	NA	NA	NA	465.43	465.37
MW-35R[3]	590994	369333	473.87	454.37	444.37	10.00	19.50	29.50	19.50 - 29.50	463.42	463.35	462.87	462.57	463.42	463.92	464.69	463.30	464.12	465.32	465.26
MW-36[1]	591079	369329	473.30	461.30	446.30	15.00	12.00	27.00	12.00 - 27.00	463.44	463.44	462.71	462.75	463.53	464.06	464.85	463.33	464.29	NA	NA
MW-36R	591078	369328	472.98	452.98	443.98	9.00	20.00	29.00	20.00-29.00	NA	NA	NA	NA	NA	NA	NA	NA	NA	465.27	465.20
MW-37	590972	369028	473.57	458.57	443.57	15.00	15.00	30.00	15.00 - 30.00	463.46	463.46	462.67	462.52	463.37	463.99	464.82	464.09	463.30	465.39	465.27
MW-38	590960	369040	474.60	459.60	444.60	15.00	15.00	30.00	15.00 - 30.00	463.42	463.42	462.63	462.51	463.40	463.96	464.82	464.76	465.09	465.39	465.25
MW-39[1]	590833	369421	475.46	455.96	445.96	10.00	19.50	29.50	19.50 - 29.50	463.36	463.36	461.61	462.62	463.48	463.98	464.78	465.00	464.26	NA	NA
MW-39R	590840	369429	474.72	450.22	445.22	5.00	24.50	29.50	24.50-29.50	NA	NA	NA	NA	NA	NA	NA	NA	NA	465.41	465.32
MW-40[1]	590998	369622	473.35	455.60	445.60	10.00	17.75	27.75	17.75 - 27.75	463.29	455.04	462.74	462.55	463.50	463.96	464.76	461.60	464.25	NA	NA
MW-40R	591013	369624	473.09	454.59	444.59	10.00	18.50	28.50	18.50 - 28.50	NA	NA	NA	NA	NA	NA	NA	NA	NA	465.29	465.23
MW-41[1]	591061	369469	472.09	453.34	443.34	10.00	18.75	28.75	18.75 - 28.75	463.64	463.48	462.76	462.63	463.44	464.05	464.45	462.71	464.21	NA	NA
MW-41R	591061	369478	471.84	453.84	443.84	10.00	18.00	28.00	18.00 - 28.00	NA	NA	NA	NA	NA	NA	NA	NA	NA	465.13	465.10
MW-46R	591472	369609	465.79	449.19	444.19	5.00	16.60	21.60	16.60 - 21.60	462.86	462.94	462.53	462.18	463.12	463.65	464.31	457.50	462.85	464.88	464.67
MW-50	591415	370213	463.11	455.11	445.11	10.00	8.00	18.00	8.00 - 18.00	458.39	458.68	455.90	455.19	456.55	458.82	459.81	453.92	457.39	NA	NA
MW-50R	591415	370210	462.65	449.65	444.65	5.00	13.00	18.00	13.00 - 18.00	NA	NA	NA	NA	NA	NA	NA	NA	NA	455.84	455.32
MW-55[1]	591291	369893	465.50	450.00	445.00	5.00	15.50	20.50	15.50 - 20.50	461.59	463.06	462.70	nm	nm	nm	nm	nm	nm	NA	NA

TABLE 3
SUMMARY OF MONITORING WELL STATIC WATER LEVEL MEASUREMENTS FOURTH QUARTER 2015
Whirlpool Facility - Fort Smith, Arkansas

Location	Well Coordinates		TOC Elevation (ft)	Top of Screen Elevation (ft)	Bottom of Screen Elevation (ft)	Screen Length (ft)	Top of screen Depth	Bottom of screen Depth	Screened Interval (ft)	Static Water Level Elevation (ft)										
	Easting (ft)	Northing (ft)								10/1/2012	10/14/2013	3/5/2014	3/25/2014	5/12/2014	7/28/2014	10/13/2014	1/12/2015	4/13/2015	7/20/2015	10/5/2015
MW-55R	591291	369895	465.30	446.30	444.30	2.00	19.00	21.00	19.00 - 21.00	NA	NA	NA	NA	NA	NA	NA	NA	NA	465.06	464.60
MW-56[1]	591687	369730	463.22	448.72	443.72	5.00	14.50	19.50	14.50 - 19.50	458.33	459.98	457.03	456.49	459.64	460.27	462.55	459.31	NA	NA	NA
MW-56R	591687	369732	463.17	445.17	443.17	2.00	18.00	20.00	18.00 - 20.00	NA	NA	NA	NA	NA	NA	NA	NA	NA	462.47	461.63
MW-57[1]	591690	369811	462.90	448.90	443.90	5.00	14.00	19.00	14.00 - 19.00	457.65	460.08	458.95	457.65	459.65	459.81	460.35	460.62	461.14	NA	NA
MW-57R	591693	369806	462.92	447.92	442.92	5.00	15.00	20.00	15.00 - 20.00	NA	NA	NA	NA	NA	NA	NA	NA	NA	462.26	461.26
MW-58[1]	591570	369907	462.71	450.21	445.21	5.00	12.50	17.50	12.50 - 17.50	461.85	462.01	NA	462.11	462.27	462.71	462.71	461.01	NA	NA	NA
MW-58R	591571	369898	465.98	451.98	446.98	5.00	14.00	19.00	14.00 - 19.00	NA	NA	NA	NA	NA	NA	NA	NA	NA	464.68	463.83
MW-60[1]	591710	370193	460.85	448.85	443.85	5.00	12.00	17.00	12.00 - 17.00	455.93	456.27	453.25	453.05	454.50	456.84	458.07	452.54	455.03	NA	NA
MW-60R	591710	370193	460.66	450.16	445.16	5.00	10.50	15.50	10.50 - 15.50	NA	NA	NA	NA	NA	NA	NA	NA	NA	458.19	458.55
MW-61[1]	592003	370175	459.61	449.11	444.11	5.00	10.50	15.50	10.50 - 15.50	451.27	451.98	448.21	450.92	451.92	453.32	452.46	450.65	452.75	NA	NA
MW-61R	591999	370175	459.31	448.81	443.81	5.00	10.50	15.50	10.50 - 15.50	NA	NA	NA	NA	NA	NA	NA	NA	NA	454.63	456.38
MW-62[1]	591791	369569	464.33	448.83	443.83	5.00	15.50	20.50	15.50 - 20.50	457.82	458.95	456.68	457.61	459.04	460.27	460.58	464.03	459.87	NA	NA
MW-62R	591790	369572	464.19	449.19	444.19	5.00	15.00	20.00	15.00 - 20.00	NA	NA	NA	NA	NA	NA	NA	NA	NA	461.72	461.19
MW-63[1]	591994	369560	463.87	447.87	442.87	5.00	16.00	21.00	16.00 - 21.00	459.28	460.23	458.82	457.91	458.96	460.68	461.43	458.42	459.36	NA	NA
MW-63R	591993	369559	463.94	448.94	443.94	5.00	15.00	20.00	15.00 - 20.00	NA	NA	NA	NA	NA	NA	NA	NA	NA	462.29	462.08
MW-65[3]	590980	369335	473.91	454.41	444.41	10.00	19.50	29.50	19.50 - 29.50	463.43	463.26	462.66	462.63	463.42	463.66	464.73	473.57	464.12	465.70	465.25
MW-66	592280	369855	462.05	449.45	444.45	5.00	12.60	17.60	12.60 - 17.60	457.17	457.51	456.64	456.71	457.79	458.82	452.57	446.54	458.22	460.24	460.00
MW-67	592291	370027	459.01	449.41	444.41	5.00	9.60	14.60	9.60 - 14.60	455.14	457.33	453.19	454.78	456.90	458.42	449.31	451.40	456.87	NA	NA
MW-67R	592291	370022	459.16	447.16	442.16	5.00	12.00	17.00	12.00 - 17.00	NA	NA	NA	NA	NA	NA	NA	NA	NA	458.96	458.49
MW-68	591173	369815	469.81	455.81	445.81	10.00	14.00	24.00	14.00 - 24.00	463.08	463.31	462.70	462.49	463.44	463.86	464.74	474.49	464.19	465.23	465.07
RW-69[3]	591170	369678	471.25	456.25	446.25	10.00	15.00	25.00	15.00 - 25.00	463.34	463.33	462.83	462.50	463.43	463.69	464.44	465.32	464.19	465.33	465.18
MW-70	591162	369693	471.53	NA	NA	NA	NA	NA	NA	463.31	463.28	462.70	462.52	463.43	464.06	464.91	464.01	464.17	465.33	465.14
MW-71	591170	369695	471.35	NA	NA	NA	NA	NA	NA	463.36	463.33	462.70	462.55	463.43	463.97	464.82	463.64	464.20	465.35	465.17
IW-72[3]	591056	369590	471.65	456.65	446.65	10.00	15.00	25.00	15.00 - 25.00	463.06	462.13	462.69	462.32	463.24	463.66	464.56	464.33	464.04	465.19	465.12
IW-73	591060	369503	471.48	NA	NA	NA	NA	NA	NA	463.38	463.43	462.73	462.61	463.45	463.88	464.46	463.67	464.19	465.29	465.24
IW-74[2,3]	591058	369545	472.06	457.06	447.06	10.00	15.00	25.00	15.00 - 25.00	463.87	462.38	462.75	462.44	463.34	463.93	464.64	463.90	464.09	465.26	465.22
IW-75	591072	369605	472.17	NA	NA	NA	NA	NA	NA	463.65	463.58	462.63	462.47	463.44	463.89	464.73	464.29	464.07	465.36	465.25
IW-76	591050	369426	472.26	NA	NA	NA	NA	NA	NA	463.26	463.20	462.54	462.37	463.25	463.83	464.56	463.32	464.01	465.17	465.11
IW-77[2]	591027	369380	473.01	453.01	443.01	10.00	20.00	30.00	20.00 - 30.00	463.48	463.39	462.75	462.54	463.43	463.89	464.74	464.25	464.17	465.37	465.27
IW-78	590984	369338	473.49	NA	NA	NA	NA	NA	NA	463.44	463.19	463.24	462.65	463.44	463.87	464.73	464.12	464.14	465.38	465.23
IW-79	591018	369335	473.84	NA	NA	NA	NA	NA	NA	463.45	463.39	462.71	462.65	463.45	464.03	464.77	464.40	464.14	465.39	465.28
IW-80[2,3]	591047	369343	473.30	453.30	443.30	10.00	20.00	30.00	20.00 - 30.00	463.24	463.19	462.57	462.44	463.30	463.77	464.62	463.03	464.00	465.21	465.14
IW-129	590989	368977	473.54	448.99	443.99	5.00	24.55	29.55	24.55 - 29.55	NA	NA	NA	NA	463.08	NA	NA	NA	NA	473.54	NA
IW-130	590924	369186	475.58	452.20	447.28	5.00	23.38	28.30	23.38 - 28.38	NA	NA	NA	NA	463.20	NA	NA	NA	NA	475.58	NA
IW-131	591006	369339	473.37	453.65	448.65	5.00	19.72	24.72	19.72 - 24.72	NA	NA	NA	NA	463.21	NA	NA	NA	NA	473.37	NA
MW-81	590977	369395	473.54	453.54	448.54	5.00	20.00	25.00	20.00-25.00	NA	NA	NA	NA	NA	NA	NA	463.68	464.15	465.33	465.25
MW-82	591039	369406	473.60	452.60	447.60	5.00	21.00	26.00	21.00-26.00	NA	NA	NA	NA	NA	NA	NA	463.82	464.15	465.35	465.26
MW-83	590946	369211	475.48	453.48	448.48	5.00	22.00	27.00	22.00-27.00	NA	NA	NA	NA	NA	NA	NA	463.67	464.02	465.25	465.01
MW-84	590882	369194	475.53	451.53	446.53	5.00	24.00	29.00	24.00-29.00	NA	NA	NA	NA	NA	NA	NA	463.60	463.93	465.19	464.97
MW-85	590760	369018	474.41	449.41	444.41	5.00	25.00	30.00	25.00-30.00	NA	NA	NA	NA	NA	NA	NA	463.61	464.00	465.21	465.06
MW-86	590767	368995	473.19	450.19	445.19	5.00	23.00	28.00	23.00-28.00	NA	NA	NA	NA	NA	NA	NA	463.50	463.74	465.10	464.99
MW-87	592269	368835	470.78	453.78	443.78	10.00	17.00	27.00	17.00-27.00	NA	NA	NA	NA	NA	NA	NA	459.67	459.66	460.74	460.91
MW-88	592151	369043	468.89	450.89	440.89	10.00	18.00	28.00	18.00-28.00	NA	NA	NA	NA	NA	NA	NA	460.80	459.38	461.49	462.85
MW-89	592357	369059	466.91	451.91	441.91	10.00	15.00	25.00	15.00-25.00	NA	NA	NA	NA	NA	NA	NA	458.05	458.10	459.05	459.23
MW-90	592157	369157	466.71	451.71	441.71	10.00	15.00	25.00	15.00-25.00	NA	NA	NA	NA	NA	NA	NA	460.99	459.90	460.67	463.26
MW-91	592371	368830	468.90	453.90	443.90	10.00	15.00	25.00	15.00-25.00	NA	NA	NA	NA	NA	NA	NA	459.04	459.03	460.11	460.19
MW-92	590778	368921	473.74	453.74	443.74	10.00	20.00	30.00	20.00-30.00	NA	NA	NA	NA	NA	NA	NA	463.66	464.06	465.29	465.17
MW-93	590908	368894	477.81	452.81	442.81	10.00	25.00	35.00	25.00-35.00	NA	NA	NA	NA	NA	NA	NA	463.51	463.86	465.12	465.08
MW-94	591015	368903	477.86	452.86	442.86	10.00	25.00	35.00	25.00-35.00	NA	NA	NA	NA	NA	NA	NA	463.36	463.70	464.97	464.94
MW-95	590981	368821	477.63	452.63	442.63	10.00	25.00	35.00	25.00-35.00	NA	NA	NA	NA	NA	NA	NA	463.40	463.77	465.01	464.98
MW-96	592775	369354	457.83	447.83	442.83	5.00	10.00	15.00	10.00-15.00	NA	NA	NA	NA	NA	NA	NA	450.13	449.59	449.73	449.84

TABLE 3
SUMMARY OF MONITORING WELL STATIC WATER LEVEL MEASUREMENTS FOURTH QUARTER 2015
Whirlpool Facility - Fort Smith, Arkansas

Location	Well Coordinates		TOC Elevation (ft)	Top of Screen Elevation (ft)	Bottom of Screen Elevation (ft)	Screen Length (ft)	Top of screen Depth	Bottom of screen Depth	Screened Interval (ft)	Static Water Level Elevation (ft)										
	Easting (ft)	Northing (ft)								10/1/2012	10/14/2013	3/5/2014	3/25/2014	5/12/2014	7/28/2014	10/13/2014	1/12/2015	4/13/2015	7/20/2015	10/5/2015
MW-97	592687	369527	459.43	447.93	442.93	5.00	11.50	16.50	11.50-16.50	NA	NA	NA	NA	NA	NA	NA	448.41	448.80	449.53	450.55
MW-98	592840	369198	461.62	446.62	441.62	10.00	15.00	20.00	15.00-20.00	NA	NA	NA	NA	NA	NA	NA	450.18	449.16	449.86	449.35
MW-99	592554	368814	466.80	448.30	443.30	5.00	18.50	23.50	18.50-23.50	NA	NA	NA	NA	NA	NA	NA	458.73	458.70	459.89	459.87
MW-172	590858	369002	472.94	454.94	444.94	10.00	18.00	28.00	18.00-28.00	NA	NA	NA	NA	NA	NA	NA	NA	464.94	465.27	465.14
MW-173	591973	369624	463.56	458.56	457.56	1.00	5.00	6.00	5.00-6.00	NA	NA	NA	NA	NA	NA	NA	NA	457.61	462.63	461.81
MW-174	591976	369644	463.45	452.45	451.45	1.00	11.00	12.00	11.00-12.00	NA	NA	NA	NA	NA	NA	NA	NA	457.67	459.92	461.75
MW-175	591603	369655	464.17	450.67	449.67	1.00	13.50	14.50	13.50-14.50	NA	NA	NA	NA	NA	NA	NA	NA	460.25	463.71	463.47
MW-176	591474	369675	465.24	452.24	451.24	1.00	13.00	14.00	13.00-14.00	NA	NA	NA	NA	NA	NA	NA	NA	463.81	464.66	464.49
MW-177	591148	369698	471.50	462.50	461.50	1.00	9.00	10.00	9.00-10.00	NA	NA	NA	NA	NA	NA	NA	NA	466.94	469.09	465.34
MW-178	590973	369232	475.40	468.40	467.40	1.00	7.00	8.00	7.00-8.00	NA	NA	NA	NA	NA	NA	NA	NA	471.94	471.94	471.48
MW-179	590984	369232	475.39	463.39	462.39	1.00	12.00	13.00	12.00-13.00	NA	NA	NA	NA	NA	NA	NA	NA	462.70	467.66	464.23
MW-180	590996	369231	475.32	469.32	468.32	1.00	6.00	7.00	6.00-7.00	NA	NA	NA	NA	NA	NA	NA	NA	471.76	471.69	471.46
MW-181	591156	369695	471.87	465.87	464.87	1.00	6.00	7.00	6.00-7.00	NA	NA	NA	NA	NA	NA	NA	NA	467.56	468.35	456.87
MW-182	590403	367900	474.64	453.64	443.64	10.00	21.00	31.00	21.00-31.00	NA	NA	NA	NA	NA	NA	NA	NA	NA	NA	461.60
MW-183	592664	369246	462.42	447.42	442.42	5.00	15.00	20.00	15.00-20.00	NA	NA	NA	NA	NA	NA	NA	NA	NA	NA	450.11
MW-184	592646	369023	465.58	446.58	441.58	5.00	19.00	24.00	19.00-24.00	NA	NA	NA	NA	NA	NA	NA	NA	NA	NA	458.42
MW-185	592256	367995	473.86	453.86	443.86	10.00	20.00	30.00	20.00-30.00	NA	NA	NA	NA	NA	NA	NA	NA	NA	NA	463.49
MW-186	590124	367716	469.80	451.80	441.80	10.00	18.00	28.00	18.00-28.00	NA	NA	NA	NA	NA	NA	NA	NA	NA	NA	457.18
MW-187	590249	367588	477.42	453.42	443.42	10.00	24.00	34.00	24.00-34.00	NA	NA	NA	NA	NA	NA	NA	NA	NA	NA	459.06
MW-188	590646	367509	481.14	455.14	445.14	10.00	26.00	36.00	26.00-36.00	NA	NA	NA	NA	NA	NA	NA	NA	NA	NA	462.10
MW-189	590860	367666	485.59	454.59	444.59	10.00	31.00	41.00	31.00-41.00	NA	NA	NA	NA	NA	NA	NA	NA	NA	NA	462.83
MW-190	591325	367745	481.29	454.29	444.29	10.00	27.00	37.00	27.00-37.00	NA	NA	NA	NA	NA	NA	NA	NA	NA	NA	463.27
MW-191	591662	367732	476.85	453.85	443.85	10.00	23.00	33.00	23.00-33.00	NA	NA	NA	NA	NA	NA	NA	NA	NA	NA	463.37
MW-192	592078	367679	475.33	454.33	444.33	10.00	21.00	31.00	21.00-31.00	NA	NA	NA	NA	NA	NA	NA	NA	NA	NA	463.42
MW-193	592312	370289	455.26	447.76	442.76	5.00	7.50	12.50	7.50-12.50	NA	NA	NA	NA	NA	NA	NA	NA	NA	NA	451.25

Notes:
ft = Feet
NA = Not available (not installed or abandoned/replaced)
nm = Not measured
Horizontal and vertical coordinates converted to Arkansas State Plane, North Zone (NAD83) and North American Vertical Datum of 1988 (NAVD88) based on information provided in historic site file. Casing elevations for ITMW-1 through ITMW-21 and MW-22 extracted from 2011/2012 Annual Ground Water Monitoring Report dated June 28, 2012.
Casing elevations for remaining wells extracted from survey data provided by Philip J. Leraris, PE, LS, dated May 12, 2009.
IW-129, IW-130, IW-131, and MW-81 to MW-99 surveyed during 2014
Well screen intervals and depths adapted from monitoring well construction diagrams.
1 = Construction diagram notes use of pre-packed stainless steel screen
2 = Construction diagram text and graphical representation differ on construction details. Graphical representation used to infer elevations
3 = Construction diagram notes presence of sedimentation sump below screened interval

TABLE 4
SUMMARY OF FINAL WELL GROUNDWATER FIELD PARAMETERS MEASUREMENTS (October 2015)
Whirlpool Facility - Fort Smith, Arkansas

Location	Well Casing Diameter (inches)	Date Sampled	Water Level prior to Purging (ft btoc)	Total Depth of Well Casing (ft)	Set Tubing Depth (ft)	Time Sampled	Water Level after Purging (ft btoc)	Purge Volume (Gallons)	Purge Rate (ml/min)	Temperature (°C)	Specific Conductivity (µS/cm)	DO (mg/L)	pH	ORP (mV)	Turbidity (NTUs)	Ferrous Iron (mg/L)	Persulfate (mg/L)	Color	Sample ID
ITMW-1	4	10/7/2015	13.00	33.87	28.87	13:50	13.02	1.0	100	23.05	522	0.51	5.95	79.6	0.23	0.00	nm	Clear	ITMW-1-201510
ITMW-2	4	10/6/2015	10.10	26.70	21.70	17:15	10.18	1.0	100	25.08	720	0.31	5.95	67.0	3.28	0.00	nm	Clear	ITMW-2-201510
ITMW-3^	4	nm	nm	nm	nm	nm	nm	nm	nm	nm	nm	nm	nm	nm	nm	nm	nm	nm	NA
ITMW-4	4	10/7/2015	14.80	32.16	27.16	13:30	14.80	2.0	100	26.48	258	0.20	6.50	-91.1	14.7	3.30	nm	Clear, red/orange flakes	ITMW-4-201510
ITMW-5^	4	nm	nm	nm	nm	nm	nm	nm	nm	nm	nm	nm	nm	nm	nm	nm	nm	nm	NA
ITMW-6	4	10/7/2015	20.14	39.30	34.30	15:45	20.14	1.6	100	23.61	1101	0.39	6.00	447.6	6.86	0.09	nm	Clear	ITMW-6-201510
ITMW-7	4	10/8/2015	18.71	38.08	30.58	11:20	18.75	1.3	100	26.92	1026	0.24	5.02	292.9	1.01	0.00	nm	Clear	ITMW-7-201510
ITMW-9	4	10/7/2015	18.64	36.05	31.05	12:59	18.67	1.3	100	25.87	567	1.41	5.90	327.4	8.13	0.00	nm	Clear	ITMW-9-201510
ITMW-10	4	10/7/2015	17.65	36.69	31.69	17:10	17.73	2.1	100	23.78	697	1.15	5.82	231.1	2.54	0.00	nm	Clear	ITMW-10-201510
ITMW-11	4	10/7/2015	8.91	29.92	22.90	11:10	8.95	1.8	100	25.56	261	0.35	6.37	180.6	1.44	0.00	0.00	Clear	ITMW-11-201510
ITMW-12	4	10/7/2015	11.67	33.62	26.00	15:30	11.72	1.0	100	27.01	744	0.83	5.85	233.9	1.98	0.04	500	Clear	ITMW-12-201510
ITMW-13	4	10/7/2015	12.85	31.50	24.50	09:10	12.91	1.2	100	20.45	227	0.40	6.07	180.6	2.18	0.00	0.00	Clear	ITMW-13-201510
ITMW-14	4	10/7/2015	12.50	32.57	25.50	13:10	12.54	1.1	100	22.50	194	0.43	6.22	168.3	4.36	0.00	0.00	Clear	ITMW-14-201510
ITMW-15	4	10/8/2015	9.35	30.03	25.03	11:30	9.35	2.1	100	26.51	5164	287.9	5.82	377	1.23	0.00	900	Clear	ITMW-15-201510
ITMW-16	4	10/7/2015	13.66	34.36	29.40	12:00	14.09	1.3	100	26.18	157	0.39	6.39	21.2	22.62	0.01	nm	Slightly Yellow	ITMW-16-201510
ITMW-17	4	10/8/2015	12.93	29.94	22.40	09:40	12.95	2.0	100	23.92	1503	8.10	4.92	360.5	1.20	0.00	200	Clear	ITMW-17-201510
ITMW-18	4	10/8/2015	8.58	29.31	21.80	16:35	8.60	1.8	100	24.36	7032	0.63	5.44	500.4	1.20	0.00	3500	Clear	ITMW-18-201510
ITMW-19	4	10/8/2015	11.31	34.45	26.95	14:00	11.43	1.3	100	24.54	11321	4.99	6.96	406.5	3.04	0.00	7000	Clear	ITMW-19-201510
ITMW-20	4	10/7/2015	13.12	30.95	22.45	13:50	13.30	1.3	100	26.14	621	0.49	5.98	103.6	4.11	0.00	nm	Clear	ITMW-20-201510
ITMW-21	4	10/8/2015	11.81	33.15	25.65	08:50	12.04	1.5	100	20.80	2723	0.29	4.87	354.0	1.54	0.00	nm	Clear	ITMW-21-201510
MW-22	4	10/7/2015	9.70	29.02	24.00	10:35	9.81	1.0	100	23.57	163	0.74	5.69	177.7	0.75	0.00	nm	Clear	MW-22-201510
MW-23	4	10/8/2015	10.85	27.89	22.89	9:40	10.92	1.5	100	24.07	35680	4.99	12.80	133.8	11.27	0.01	14000	Clear	MW-23-201510
MW-24	4	10/8/2015	11.20	32.31	27.31	14:30	11.20	1.5	100	26.84	3362	0.96	4.47	367.2	20.45	0.00	nm	Slightly turbid	MW-24-201510
MW-25	4	10/8/2015	11.65	34.45	29.45	16:50	11.93	1.6	100	24.41	5473	1.80	5.78	268.2	1.32	0.00	1400	Clear/Slightly Yellow	MW-25-201510
MW-26	4	10/7/2015	12.94	34.92	27.42	11:45	28.32	1.5	100	28.32	1270	0.20	5.28	189.8	0.64	0.00	nm	Clear	MW-26-201510
MW-27	2	10/7/2015	10.21	30.00	25.00	14:12	10.25	2.5	100	26.71	252	0.49	5.81	46.0	9.79	0.00	nm	Clear	MW-27-201510
MW-28	2	10/7/2015	5.35	27.24	22.24	15:50	5.63	2.0	100	27.31	375	0.39	6.22	6.3	1.86	0.00	nm	Clear	MW-28-201510
MW-29	2	10/7/2015	11.01	30.07	22.57	16:00	11.08	1.5	100	25.75	680	0.36	4.84	294.2	3.50	0.00	nm	Clear	MW-29-201510
MW-30^	4	nm	nm	nm	nm	nm	nm	nm	nm	nm	nm	nm	nm	nm	nm	nm	nm	nm	NA
MW-31R	2	10/6/2015	10.41	27.50	21.50	15:35	10.73	1.5	100	25.24	705	0.26	5.45	69.9	8.22	2.27	nm	Clear	MW-31R-201510
MW-32R	2	10/7/2015	10.43	29.82	24.00	17:20	10.47	1.5	100	24.25	1413	0.67	5.11	287.1	30.3	0.00	nm	Clear	MW-32R-201510
MW-33R	2	10/8/2015	9.60	29.15	24.20	14:20	9.68	1.4	100	26.17	892	0.40	5.55	334.9	23.6	0.07	14	Clear	MW-33R-201510
MW-34R	2	10/8/2015	8.88	28.50	25.00	16:45	8.89	1.7	100	23.45	1481	0.26	5.13	94.2	32.1	0.04	210	Light Yellow	MW-34R-201510
MW-35R	2	10/7/2015	8.71	31.70	26.70	09:55	8.80	1.7	100	22.11	15032	1.87	6.17	404.2	9.12	0.05	8400	Slightly Yellow	MW-35R-201510
MW-36R	2	10/6/2015	7.88	29.00	24.50	09:35	7.92	1.6	100	20.81	7482	0.41	4.25	383.6	8.60	0.04	5600	Slight yellow tint	MW-36R-201510

Notes:

ft btoc	feet below top of casing	mL/min	milliliters per minute
in	inches	mg/L	milligrams per liter
ORP	oxidation reduction potential	NTUs	nephelometric turbidity units
DO	dissolved oxygen	nm	not measured
(°C)	degrees Celcius	(µS/cm)	microsiemens per centimeter
mV	millivolts	--	color not noted
^	Well not sampled		

Tubing inlet depths based on estimated distance from total depth.
All wells gauged using electronic water level meter and purged using peristaltic pumps.

TABLE 4
SUMMARY OF FINAL WELL GROUNDWATER FIELD PARAMETERS MEASUREMENTS (October 2015)
Whirlpool Facility - Fort Smith, Arkansas

Location	Well Casing Diameter (inches)	Date Sampled	Water Level prior to Purging (ft btoc)	Total Depth of Well Casing (ft)	Set Tubing Depth (ft)	Time Sampled	Water Level after Purging (ft btoc)	Purge Volume (Gallons)	Purge Rate (ml/min)	Temperature (°C)	Specific Conductivity (µS/cm)	DO (mg/L)	pH	ORP (mV)	Turbidity (NTUs)	Ferrous Iron (mg/L)	Persulfate (mg/L)	Color	Sample ID
MW-37^	2	nm	nm	nm	nm	nm	nm	nm	nm	nm	nm	nm	nm	nm	nm	nm	nm	nm	NA
MW-38	2	10/8/2015	9.40	30.31	25.31	15:00	9.47	3.0	100	27.21	726	0.32	6.58	-19.8	9.38	1.57	nm	Yellow	MW-38-201510
MW-39R	2	10/7/2015	9.47	29.40	24.50	09:00	9.71	1.0	100	20.19	1247	0.73	5.62	-41.7	1.13	0.00	nm	Clear	MW-39R-201510
MW-40R	2	10/6/2015	7.98	28.03	23.03	09:10	8.01	1.0	90	20.61	994	0.30	6.04	-21.4	4.81	3.30	nm	Clear	MW-40R-201510
MW-41R	2	10/6/2015	6.82	27.80	24.00	14:00	6.82	1.3	100	21.24	1279	0.27	6.17	-14.0	7.93	3.30	0.00	Clear	MW-41R-201510
MW-46R	2	10/7/2015	1.02	21.34	18.84	09:00	1.27	1.5	100	23.89	950	0.27	4.94	261.7	1.96	0.00	nm	Clear	MW-46R-201510
MW-50R	2	10/6/2015	6.72	18.25	13.75	08:45	9.10	0.8	100	21.08	1200	0.48	6.43	26.5	23.5	0.45	nm	Clear	MW-50R-201510
MW-55R	2	10/6/2015	0.50	21.00	20.00	12:00	1.60	1.3	100	21.19	1237	0.10	5.67	60.0	3.96	2.13	nm	Clear	MW-55R-201510
MW-56R	2	10/6/2015	1.34	19.60	19.00	12:00	2.16	1.0	100	20.55	918	0.55	6.88	-62.1	9.80	0.00	nm	Clear	MW-56R-201510
MW-57R	2	10/6/2015	1.50	19.16	16.66	13:20	2.51	1.5	100	23.31	963	0.36	6.73	-44.7	4.75	0.00	nm	Clear	MW-57R-201510
MW-58R	2	10/8/2015	1.91	19.00	14.00	14:50	3.08	0.8	100	24.09	944	0.43	5.79	6.20	10.36	0.00	nm	Clear	MW-58R-201510
MW-60R	2	10/6/2015	2.11	15.00	10.00	11:05	5.29	1.0	100	24.06	1200	0.46	6.88	-103.2	4.54	0.00	nm	Clear	MW-60R-201510
MW-61R	2	10/8/2015	3.08	27.50	22.50	10:30	6.65	0.9	100	24.55	4238	1.30	5.52	-13.1	51.8	3.30	nm	Brown	MW-61R-201510
MW-62R	2	10/6/2015	3.24	19.88	17.38	10:00	3.83	2.0	100	21.18	631	1.02	6.48	-41.3	9.22	0.00	nm	Clear	MW-62R-201510
MW-63R	2	10/8/2015	2.23	20.00	15.00	8:50	4.92	0.9	100	20.68	631	0.70	5.86	74.6	8.34	2.39	nm	Clear	MW-63R-201510
MW-65	2	10/7/2015	8.77	31.39	26.00	9:40	8.83	1.0	100	21.69	51280	5.50	13.16	204.6	7.87	0.04	17500	Slight yellow tint	MW-65-201510
MW-66	2	10/7/2015	2.34	17.46	15.00	16:10	4.01	1.3	100	25.25	790	0.58	6.04	188.3	2.95	0.00	nm	Clear	MW-66-201510
MW-67R	2	10/6/2015	1.34	17.00	12.50	14:00	10.85	1.6	100	25.46	920	0.40	6.83	-101.5	6.83	1.40	nm	Clear	MW-67R-201510
MW-68	2	10/6/2015	4.73	20.05	15.05	9:50	4.84	1.5	100	20.01	1226	0.17	5.04	185.0	0.93	0.00	nm	Clear	MW-68R-201510
MW-70^	0.75	nm	nm	nm	nm	nm	nm	nm	nm	nm	nm	nm	nm	nm	nm	nm	nm	nm	NA
MW-71	2	10/6/2015	6.11	27.20	22.20	17:00	6.12	1.75	100	21.19	1037	0.14	5.14	92.6	1.33	0.41	nm	Clear	MW-71-201510
RW-69	4	10/6/2015	6.37	28.39	23.39	14:45	6.09	1.5	100	22.08	1076	0.54	5.10	72.1	3.16	0.00	nm	Clear	RW-69-201510
IW-72	2	10/6/2015	6.65	24.62	19.50	11:20	6.75	1.5	100	20.62	1038	1.34	5.92	690.1	3.14	0.00	nm	Light Pink	IW-72-201510
IW-73	2	10/6/2015	6.24	26.65	21.65	16:00	6.25	1.0	100	24.99	1116	0.29	5.81	66.3	6.13	1.87	nm	Clear	IW-73-201510
IW-74	2	10/7/2015	6.97	27.15	22.20	12:55	7.00	1.0	100	26.68	1144	0.46	5.85	292.6	4.13	0.00	nm	Clear	IW-74-201510
IW-75^	0.75	nm	nm	nm	nm	nm	nm	nm	nm	nm	nm	nm	nm	nm	nm	nm	nm	Clear	NA
IW-76	2	10/6/2015	7.18	27.21	22.20	16:00	18.17	1.6	100	23.26	6326	0.45	4.83	758.2	4.46	0.00	nm	Light purple	IW-76-201510
IW-77	2	10/8/2015	7.84	28.43	23.40	9:30	7.89	1.6	100	20.67	19837	1.25	12.69	224.7	15.20	0.08	3500	Slight yellow tint	IW-77-201510
IW-78^	0.75	nm	nm	nm	nm	nm	nm	nm	nm	nm	nm	nm	nm	nm	nm	nm	nm	nm	NA
IW-79^	0.75	nm	nm	nm	nm	nm	nm	nm	nm	nm	nm	nm	nm	nm	nm	nm	nm	nm	NA
IW-80	2	10/6/2015	8.24	29.29	24.30	10:30	8.28	1.6	100	22.53	2065	0.48	5.97	397.1	2.09	0.00	560	Clear	IW-80-201510
MW-81	2	10/8/2015	8.41	24.31	19.30	11:45	8.42	1.6	100	21.24	6027	0.29	7.11	270.8	4.90	0.00	2800	Light Yellow	MW-81-201510
MW-82	2	10/6/2015	8.46	25.80	23.30	13:55	8.67	1.2	100	23.30	4918	0.28	4.54	502.0	12.00	0.02	1400	Slight yellow tint	MW-82-201510
MW-83	2	10/8/2015	10.50	26.53	24.03	12:20	10.50	2.0	100	26.50	17539	0.74	11.57	354.6	191.00	1.48	17500	Cloudy	MW-83-201510
MW-84	2	10/7/2015	10.51	23.46	18.50	17:50	10.60	1.4	100	26.13	13500	1.35	9.67	304.7	1.98	0.00	7000	Slight yellow tint	MW-84-201510
MW-85	2	10/8/2015	9.43	27.82	25.50	11:40	9.47	2.0	90	24.77	6428	0.39	5.85	330.7	4.72	0.00	2000	Slightly turbid	MW-85-201510

Notes:

ft btoc	feet below top of casing	mL/min	milliliters per minute
in	inches	mg/L	milligrams per liter
ORP	oxidation reduction potential	NTUs	nephelometric turbidity units
DO	dissolved oxygen	nm	not measured
(°C)	degrees Celcius	(µS/cm)	microsiemens per centimeter
mV	millivolts	--	color not noted
^	Well not sampled		

All wells gauged using electronic water level meter and purged using peristaltic pumps.
Tubing inlet depths based on estimated distance from total depth.

TABLE 4
SUMMARY OF FINAL WELL GROUNDWATER FIELD PARAMETERS MEASUREMENTS (October 2015)
Whirlpool Facility - Fort Smith, Arkansas

Location	Well Casing Diameter (inches)	Date Sampled	Water Level prior to Purging (ft btoc)	Total Depth of Well Casing (ft)	Set Tubing Depth (ft)	Time Sampled	Water Level after Purging (ft btoc)	Purge Volume (Gallons)	Purge Rate (ml/min)	Temperature (°C)	Specific Conductivity (µS/cm)	DO (mg/L)	pH	ORP (mV)	Turbidity (NTUs)	Ferrous Iron (mg/L)	Persulfate (mg/L)	Color	Sample ID
MW-86	2	10/8/2015	8.21	27.90	23.20	16:00	8.42	1.4	100	24.65	8309	1.01	6.14	236.1	2.49	0.00	1680	Clear	MW-86-201510
MW-87	2	10/7/2015	9.81	26.70	21.70	15:23	9.91	1.0	100	28.14	415	0.30	5.77	80.7	1.75	0.09	nm	Clear	MW-87-201510
MW-88	2	10/7/2015	6.03	28.15	23.25	12:30	6.03	0.8	100	29.02	317	0.56	6.01	40.3	2.30	0.92	nm	Clear	MW-88-201510
MW-89	2	10/7/2015	7.63	24.95	19.95	11:57	8.45	1.0	100	25.42	1092	0.34	5.28	98.3	2.97	0.00	nm	Clear	MW-89-201510
MW-90	2	10/7/2015	3.91	25.04	20.00	15:10	14.35	1.6	100	27.66	908	0.59	6.51	-156.0	0.58	2.67	nm	Clear	MW-90-201520
MW-91	2	10/7/2015	8.64	25.60	20.60	16:43	8.81	1.0	100	27.52	350	0.31	5.85	74.3	2.06	0.00	nm	Clear	MW-91-201510
MW-92	2	10/8/2015	8.65	29.16	24.16	8:53	8.70	1.5	100	20.81	2977	0.97	5.74	424.5	7.88	0.00	280	Clear	MW-92-201510
MW-93	2	10/8/2015	12.82	34.00	29.00	14:05	12.88	1.0	100	22.02	1024	0.55	5.13	175.5	2.86	0.02	nm	Clear	MW-93-201510
MW-94	2	10/8/2015	13.03	34.72	29.72	10:56	13.07	1.0	100	21.14	1976	0.49	5.11	458.1	3.20	0.00	560	Clear	MW-94-201510
MW-95	2	10/8/2015	12.74	34.89	29.89	12:30	12.88	1.5	100	22.50	1170	0.44	5.28	241.7	1.89	0.00	0.00	Clear	MW-95-201510
MW-96	2	10/7/2015	9.01	14.32	11.82	8:30	9.32	1.0	100	23.94	249	0.52	5.80	27.8	0.32	3.30	nm	Clear	MW-96-201510
MW-97	2	10/7/2015	8.97	15.02	12.50	10:13	11.05	1.5	50	25.26	318	2.38	6.08	67.5	3.23	0.00	nm	Clear	MW-97-201510
MW-98	2	10/6/2015	12.37	19.56	17.06	12:50	15.39	2.0	50	26.48	341	0.73	6.60	-3.2	1.41	0.60	nm	Clear	MW-98-201510
MW-99	2	10/6/2015	6.95	22.55	20.55	8:35	7.06	1.3	100	19.30	170	1.77	6.31	119.5	31.8	0.00	nm	White Haze	MW-99-201510
MW-172	2	10/8/2015	7.81	28.00	23.00	15:50	7.82	7.8	100	27.01	2038	1.67	5.42	369.9	3.06	0.00	140	Slight Haze	MW-172-201510
MW-173	2	10/6/2015	2.71	5.59	5.00	16:40	4.97	0.8	100	25.97	581	0.05	9.55	-235.4	4.16	nm	nm	Clear	MW-173-201510
MW-174	2	10/6/2015	2.68	12.16	11.70	15:50	5.25	0.5	75	26.35	376	0.08	7.35	-214.8	8.42	nm	nm	Slightly Yellow	MW-174-201510
MW-175	2	10/7/2015	0.30	14.27	13.80	10:35	3.98	0.5	100	24.80	4204	0.39	12.21	-190.0	4.43	nm	nm	Clear	MW-175-201510
MW-176	2	10/6/2015	0.70	15.00	14.50	14:10	1.94	0.8	100	21.55	1006	0.26	6.42	-99.2	3.33	nm	nm	Clear	MW-176-201510
MW-177	2	10/6/2015	6.22	9.85	9.30	10:55	9.40	0.5	100	20.93	316	2.00	6.01	48.7	4.37	nm	nm	Clear	MW-177-201510
MW-178	2	10/7/2015	4.05	7.97	7.30	15:20	5.99	0.2	50	27.41	307	0.29	8.73	-251.1	32.4	nm	nm	Cloudy	MW-178-201510
MW-179^	2	nm	Dry	12.79	nm	nm	nm	nm	nm	nm	nm	nm	nm	nm	nm	nm	nm	nm	nm
MW-180	2	10/7/2015	4.45	6.78	6.20	16:30	6.50	0.2	50	29.10	104	0.99	5.57	-81.3	43.6	nm	nm	Clear	MW-180-201510
MW-181^	2	nm	Dry	12.79	nm	nm	nm	nm	nm	nm	nm	nm	nm	nm	nm	nm	nm	nm	nm
MW-182	2	10/5/2015	13.05	31.00	26.00	15:53	13.06	1.0	97	19.81	965	0.15	5.74	-33.0	4.37	0.12	nm	Clear	MW-182-201510
MW-183	2	10/6/2015	12.38	20.00	17.50	10:41	14.16	2.0	100	23.45	261	2.65	6.50	83.4	3.65	0.00	nm	Clear	MW-183-201510
MW-184	2	10/5/2015	7.16	24.00	21.50	13:17	8.19	1.0	100	21.75	116	0.46	6.09	70.3	45.5	0.18	nm	White/Brown Haze	MW-184-201510
MW-185	2	10/5/2015	10.38	30.00	25.00	15:35	10.38	2.0	100	25.59	156	1.38	6.43	74.8	106	0.06	nm	White/Brown Haze	MW-185-201510
MW-186	2	10/5/2015	12.62	27.85	25.30	12:30	12.90	1.0	100	19.27	730	0.40	6.05	173.8	2.78	0.00	nm	Clear	MW-186-201510
MW-187	2	10/5/2015	18.35	29.25	24.25	14:35	18.51	0.9	100	20.59	589	0.62	6.21	173.3	120	0.26	nm	Light Yellow	MW-187-201510
MW-188	2	10/5/2015	19.10	33.80	28.80	13:00	19.12	2.5	100	21.61	809	0.43	6.37	14.5	36.0	0.03	nm	Clear	MW-188-201510
MW-189	2	10/5/2015	22.71	40.80	35.00	13:50	22.75	1.6	100	21.29	412	0.44	6.19	88.6	23.2	3.30	nm	Slightly Cloudy	MW-189-201510
MW-190	2	10/5/2015	17.95	36.00	27.00	16:25	18.05	3.2	100	24.50	271	2.54	6.47	216.0	108.0	3.20	nm	Slightly Cloudy	MW-190-201510
MW-191	2	10/5/2015	13.50	33.00	30.00	14:40	13.46	2.0	90	24.81	210	0.49	6.35	68.1	11.63	0.59	nm	Clear	MW-191-201510
MW-192	2	10/5/2015	11.91	29.80	25.00	16:40	11.91	1.8	100	26.01	126	0.25	6.01	113.6	20.7	0.00	nm	Clear	MW-192-201510
MW-193	2	10/6/2015	4.95	12.50	10.00	12:15	Dry	4.0	50	24.42	274	0.8	5.91	21.7	3.14	0.00	nm	Clear	MW-193-201510

Notes:

ft btoc	feet below top of casing	mL/min	milliliters per minute
in	inches	mg/L	milligrams per liter
ORP	oxidation reduction potential	NTUs	nephelometric turbidity units
DO	dissolved oxygen	nm	not measured
(°C)	degrees Celcius	(µS/cm)	microsiemens per centimeter
mV	millivolts	--	color not noted
^	Well not sampled		

All wells gauged using electronic water level meter and purged using peristaltic pumps.
Tubing inlet depths based on estimated distance from total depth.

TABLE 5
SUMMARY OF VERTICAL HYDRAULIC GRADIENT
Whirlpool Facility - Fort Smith, Arkansas

Location/ Well Pairs	Middle of Screen Elevation[1] (ft)			Static Water Level Elevation (ft)			Vertical Hydraulic Gradient[2] (ft/ft)		
	4/13/2015	7/20/2015	10/5/2015	4/13/2015	7/20/2015	10/5/2015	4/13/2015	7/20/2015	10/5/2015
Shallow Wells MW-181 and MW-177									
MW-177	462.19	462.19	462.10	466.94	469.09	465.34			
MW-70	451.72	451.72	451.62	464.16	465.32	465.14			
MW-177/MW-70							-0.27	-0.36	-0.02
Shallow Well MW-176									
MW-176	451.96	451.96	451.85	463.81	464.66	464.49			
MW-46R	447.30	447.34	447.02	462.82	464.88	464.67			
MW-176/MW-46R							-0.21	0.05	0.04
Shallow Well MW-175									
MW-175	450.52	450.52	450.35	460.25	463.71	463.47			
Ave. of MW-46R & MW-56/56R	446.85	445.98	445.70	461.52	463.67	463.15			
MW-175/Ave. of MW-46R & MW-56/56R							0.35	-0.01	-0.07
Shallow Wells MW-173 and MW-174									
MW-174	452.22	452.22	452.09	457.67	459.92	461.75			
MW-63/MW-63R	445.50	446.81	446.63	459.36	462.29	462.08			
MW-174/MW-63							0.25	0.44	0.06
Shallow Wells MW-178, MW-179 and MW-180									
MW-178	468.19	468.19	468.05	472.29	471.94	471.48			
MW-83	451.49	451.49	451.24	462.98	464.21	465.01			
MW-178/MW-83							-0.56	-0.46	-0.38

Notes:
ft = Feet
[1] MW-63R was installed in June 2015
[2] Negative gradient indicates downward gradient

RAMBOLL ENVIRON

TABLE 6
SLUG TEST PARAMETERS
Whirlpool Facility - Fort Smith, Arkansas

Well Name	Manual DTW Reading Prior to Test (ft)	GWE (ft amsl)	Static Water Column Height (ft)	Saturated Thickness of Aquifer (ft)	Depth of Top of Well Screen (ft)	Screen Length (ft)	Casing Radius (r_c)	Radius of Well (r_w)	Estimated Coarse Grained Unit Thickness (ft)
MW-188	19.05	462.09	16.44	16.44	6.44	10.00	0.083	0.344	5
MW-189	22.40	463.19	18.32	18.32	8.32	10.00	0.083	0.344	18.3
TMW-10	3.21	457.54	11.70	11.70	6.70	5.00	0.083	0.344	5
TMW-11	3.05	457.15	12.08	12.08	7.08	5.00	0.083	0.344	3.5
MW-67R	1.60	457.56	15.13	15.13	10.13	5.00	0.083	0.250	3
MW-184	7.01	458.57	16.31	16.31	11.31	5.00	0.083	0.344	5.5
MW-186	12.68	457.12	14.57	14.57	4.57	10.00	0.083	0.344	4
MW-193	4.04	451.22	8.18	8.18	3.18	5.00	0.083	0.344	2

Notes:

ft = Feet
ft amsl = Feet above mean sea level
GWE = Groundwater elevation
r_c = Borehole radius in feet
r_w = Well Casing radius in feet

TABLE 7
SLUG TEST RESULTS
Whirlpool Facility - Fort Smith, Arkansas

Well Name	Manual DTW Reading Prior to Test (ft)	Falling/Rising	Initial Displacement (H_0)	Hydraulic Conductivity (ft/d) (unconfined)	Hydraulic Conductivity (ft/d) (confined)	Hydraulic Conductivity for Coarse Grained Unit Only (ft/d) (confined)[1]	Test Method	Average Hydraulic Conductivity (ft/d) (confined)	Hydraulic Conductivity of Coarse Grained Unit (ft/d)[2] [1]	Hydraulic Conductivity of Coarse Grained Unit (cm/sec)
MW-188	19.05	Falling	1.56	2.48	2.61	4.38	KGS Method	2.13	**3.87**	1.37E-03
		Falling	1.56	1.79	1.79	1.76	Bouwer-Rice			
		Rising	1.56	2.32	2.35	3.95	KGS Method			
		Rising	1.56	1.76	1.76	NV	Bouwer-Rice			
MW-189	22.40	Falling	1.56	4.21	4.21	NR	KGS Method	**3.99**	NR	1.41E-03
		Falling	1.56	3.15	3.15	NR	Bouwer-Rice			
		Rising	1.56	4.48	4.86	NR	KGS Method			
		Rising	1.56	3.74	3.74	NR	Bouwer-Rice			
TMW-10	3.21	Falling	1.56	0.28	0.28	NR	KGS Method	**0.45**	NR	1.57E-04
		Falling	1.56	0.49	0.49	NR	Bouwer-Rice			
		Rising	1.56	0.54	0.54	NR	KGS Method			
		Rising	1.56	0.47	0.47	NR	Bouwer-Rice			
TMW-11	3.05	Falling	1.56	0.67	0.67	1.44	KGS Method	0.52	**0.71**	2.52E-04
		Falling	1.56	0.52	0.52	0.68	Bouwer-Rice			
		Rising	1.56	0.52	0.52	1.17	KGS Method			
		Rising	1.56	0.37	0.37	0.50	Bouwer-Rice			
MW-67R	1.60	Falling	--	--	--	--	--	Results not under normalized range		
		Falling	--	--	--	--	--			
		Rising	1.60	0.00	0.01	0.01	KGS Method			
		Rising	1.60	0.01	0.01	0.01	Bouwer-Rice			
MW-184	7.01	Falling	1.56	0.51	0.52	NR	KGS Method	**0.48**	NR	1.70E-04
		Falling	1.56	0.43	0.42	NR	Bouwer-Rice			
		Rising	1.56	0.51	0.54	NR	KGS Method			
		Rising	1.56	0.45	0.45	NR	Bouwer-Rice			
MW-186	12.68	Falling	1.56	0.32	0.32	1.81	KGS Method	0.39	**0.84**	2.95E-04
		Falling	1.56	0.38	0.35	0.78	Bouwer-Rice			
		Rising	1.56	0.47	0.47	2.61	KGS Method			
		Rising	1.56	0.40	0.40	0.83	Bouwer-Rice			
MW-193	4.04	Falling	1.56	0.12	0.12	0.23	KGS Method	0.12	**0.25**	8.93E-05
		Falling	1.56	0.11	0.11	0.25	Bouwer-Rice			
		Rising	1.76	0.09	0.12	0.22	KGS Method			
		Rising	1.56	0.11	0.11	0.19	Bouwer-Rice			

Notes:

The slug used for the tests has a diameter of 1.5 inches and a length of 35.4 inches. It should displace approximately 0.27 gallons or 1.6 feet of water in a 2 inch diameter well.
Coarse grained unit is gravel with sand, silt and loose framents and fine grained unit is clayey silt.

1 = Screen within fine grained unit is assumed cased.
2 = Average hydraulic conductivity of anisotropic aquifer (Fetter 1994)
[1] = [1] For the calculations it is assumed that coarse grained unit is an order of magnitude higher conductivity as compared to the fine grained unit.
NR = Not required (well screened in coarse grained unit only)
ft = Feet
ft/d = Feet per day
cm/sec = Centimeters per second
NV = No curve matching possible

RAMBOLL ENVIRON

TABLE 8
SUMMARY OF MONITORING WELL GROUNDWATER SAMPLE ANALYTICAL RESULTS (FOURTH QUARTER 2015)
Whirlpool Facility - Fort Smith, Arkansas

Location	Remedial Action Levels per ADEQ RADD Issued Dec 2013	ITMW-1	ITMW-7	ITMW-9	ITMW-9	ITMW-10	ITMW-10	ITMW-11	ITMW-12	ITMW-13	ITMW-13	ITMW-14	ITMW-15	ITMW-17	ITMW-18
ENVIRON Sample ID		ITMW-1-201510	ITMW-7-201510	ITMW-9-201510	DUP-09-201510	ITMW-10-201510	DUP-04-201510	ITMW-11-201510	ITMW-12-201510	ITMW-13-201510	DUP-01-201510	ITMW-14-201510	ITMW-15-201510	ITMW-17-201510	ITMW-18-201510
Lab Sample ID(s)		021MJ062, 169970021, 60204563010	021MJ081, 169990010, 60204767021	021MJ060, 169970019, 60204563006	60204563007	021MJ045, 169980019, 60204563043	60204563044	021MJ042, 169980017, 60204563037	021MJ040, 169980015, 60204563035	021MJ043, 169980018, 60204563038	60204563039	021MJ041, 169980016, 60204563036	086MJ06, 169990009, 60204767020	021MJ073, 169990013, 60204767026	086MJ04, 169990015, 60204767028
Sample Date		10/7/2015	10/8/2015	10/7/2015	10/7/2015	10/7/2015	10/7/2015	10/7/2015	10/7/2015	10/7/2015	10/7/2015	10/7/2015	10/8/2015	10/8/2015	10/8/2015
Sample Method		Low Flow	Low Flow	Low Flow	Low Flow	Low Flow	Low Flow	Low Flow	Low Flow	Low Flow	Low Flow	Low Flow	Low Flow	Low Flow	Low Flow
Comments					Field Duplicate		Field Duplicate				Field Duplicate				
Volatile Organic Compounds															
Acetone	12000	U (1.9)	U (1.9)	U (1.9)	2.3 J (1.9)	U (1.9)	U (1.9)	U (1.9)	U (1.9)	U (1.9)	U (1.9)	U (1.9)	U (1.9)	U (1.9)	U (1.9)
Benzene	5	U (0.060)	U (0.060)	U (0.060)	U (0.060)	0.20 J (0.060)	0.20 J (0.060)	U (0.060)	U (0.060)	U (0.060)	U (0.060)	U (0.060)	U (0.060)	0.13 J (0.060)	U (0.060)
Bromodichloromethane	80	U (0.19)	U (0.19)	U (0.19)	U (0.19)	U (0.19)	U (0.19)	U (0.19)	U (0.19)	U (0.19)	U (0.19)	U (0.19)	U (0.19)	U (0.19)	U (0.19)
Bromoform	80	U (0.070)	U (0.070)	U (0.070)	U (0.070)	U (0.070)	U (0.070)	U (0.070)	0.16 J (0.070)	U (0.070)	U (0.070)	U (0.070)	0.33 J (0.070)	U (0.070)	0.86 J (0.070)
Bromomethane	7	U (0.16)	U (0.16)	0.94 J (0.16)	1.1 J (0.16)	U (0.16)	U (0.16)	U (0.16)	U (0.16)	U (0.16)	U (0.16)	U (0.16)	U (0.16)	0.42 J (0.16)	11.4 (0.16)
2-Butanone	4900	U (0.59)	U (0.59)	U (0.59)	U (0.59)	U (0.59)	U (0.59)	U (0.59)	U (0.59)	U (0.59)	U (0.59)	U (0.59)	U (0.59)	U (0.59)	U (0.59)
Carbon Disulfide	720	U (0.12)	U (0.12)	U (0.12)	U (0.12)	U (0.12)	U (0.12)	U (0.12)	U (0.12)	U (0.12)	U (0.12)	U (0.12)	U (0.12)	0.13 J (0.12)	U (0.12)
Carbon Tetrachloride	5	U (0.18)	U (0.18)	U (0.18)	U (0.18)	U (0.18)	U (0.18)	U (0.18)	U (0.18)	U (0.18)	U (0.18)	U (0.18)	U (0.18)	U (0.18)	U (0.18)
Chlorobenzene	100	U (0.21)	1.1 (0.21)	U (0.21)	U (0.21)	U (0.21)	U (0.21)	U (0.21)	U (0.21)	U (0.21)	U (0.21)	U (0.21)	U (0.21)	U (0.21)	U (0.21)
Chloroethane	12000	U (0.15)	U (0.15)	U (0.15)	0.83 J (0.15)	U (0.15)	U (0.15)	U (0.15)	U (0.15)	U (0.15)	U (0.15)	U (0.15)	U (0.15)	U (0.15)	U (0.15)
Chloroform	80	U (0.14)	U (0.14)	0.16 J (0.14)	0.17 J (0.14)	0.24 J (0.14)	0.29 J (0.14)	0.17 J (0.14)	0.46 J (0.14)	U (0.14)	U (0.14)	U (0.14)	U (0.14)	1.8 (0.14)	U (0.14)
Chloromethane	190	U (0.080)	U (0.080)	U (0.080)	U (0.080)	U (0.080)	U (0.080)	U (0.080)	U (0.080)	U (0.080)	U (0.080)	U (0.080)	U (0.080)	3.2 (0.080)	7.8 (0.080)
Dibromochloromethane	80	U (0.21)	U (0.21)	U (0.21)	U (0.21)	U (0.21)	U (0.21)	U (0.21)	U (0.21)	U (0.21)	U (0.21)	U (0.21)	U (0.21)	U (0.21)	U (0.21)
1,1-Dichloroethane	2.4	0.55 J (0.050)	U (0.050)	0.24 J (0.050)	0.24 J (0.050)	2.9 (0.050)	2.8 (0.050)	U (0.050)	0.20 J (0.050)	U (0.050)	U (0.050)	U (0.050)	U (0.050)	U (0.050)	U (0.050)
1,2-Dichloroethane	5	U (0.12)	U (0.12)	U (0.12)	U (0.12)	U (0.12)	U (0.12)	U (0.12)	U (0.12)	U (0.12)	U (0.12)	0.65 J (0.12)	U (0.12)	U (0.12)	U (0.12)
1,1-Dichloroethene	7	U (0.20)	U (0.20)	U (0.20)	1.1 (0.20)	4.7 (0.20)	4.5 (0.20)	0.58 J (0.20)	U (0.20)	U (0.20)	U (0.20)	U (0.20)	U (0.20)	2.3 (0.20)	U (0.20)
cis-1,2-Dichloroethene	70	4.4 (0.080)	8.8 (0.080)	26.6 (0.080)	26.8 (0.080)	37.5 (0.080)	37.9 (0.080)	57.9 (0.080)	34.6 (0.080)	17.8 (0.080)	17.6 (0.080)	9.8 (0.080)	2.4 (0.080)	77.2 (0.080)	0.40 J (0.080)
trans-1,2-Dichloroethene	100	U (0.20)	U (0.20)	U (0.20)	0.25 J (0.20)	0.35 J (0.20)	0.34 J (0.20)	0.66 J (0.20)	4.2 (0.20)	U (0.20)	U (0.20)	U (0.20)	0.28 J (0.20)	10.0 (0.20)	U (0.20)
1,2-Dichloropropane	5	U (0.16)	U (0.16)	U (0.16)	U (0.16)	U (0.16)	U (0.16)	U (0.16)	U (0.16)	U (0.16)	U (0.16)	U (0.16)	U (0.16)	U (0.16)	U (0.16)
2-Hexanone	34	U (1.2)	U (1.2)	U (1.2)	U (1.2)	U (1.2)	U (1.2)	U (1.2)	U (1.2)	U (1.2)	U (1.2)	U (1.2)	U (1.2)	U (1.2)	U (1.2)
4-Methyl-2-pentanone	1000	U (0.42)	U (0.42)	U (0.42)	U (0.42)	U (0.42)	U (0.42)	U (0.42)	U (0.42)	U (0.42)	U (0.42)	U (0.42)	U (0.42)	U (0.42)	U (0.42)
Methylene Chloride	5	U (0.15)	U (0.15)	U (0.15)	U (0.15)	U (0.15)	U (0.15)	U (0.15)	U (0.15)	U (0.15)	U (0.15)	U (0.15)	U (0.15)	U (0.15)	U (0.15)
1,1,2,2-Tetrachloroethane	0.066	U (0.15)	U (0.15)	U (0.15)	U (0.15)	U (0.15)	U (0.15)	U (0.15)	0.76 J (0.15)	U (0.15)	U (0.15)	U (0.15)	U (0.15)	0.27 J (0.15)	U (0.15)
Tetrachloroethene	5	U (0.10)	U (0.10)	0.28 J (0.10)	0.29 J (0.10)	0.92 J (0.10)	0.92 J (0.10)	0.80 J (0.10)	0.31 J (0.10)	U (0.10)	U (0.10)	20.0 (0.10)	U (0.10)	1.3 (0.10)	U (0.10)
Toluene	1000	U (0.17)	U (0.17)	U (0.17)	U (0.17)	0.34 J (0.17)	0.37 J (0.17)	0.19 J (0.17)	U (0.17)	U (0.17)	U (0.17)	U (0.17)	U (0.17)	U (0.17)	U (0.17)
1,1,1-Trichloroethane	200	U (0.11)	U (0.11)	U (0.11)	U (0.11)	U (0.11)	U (0.11)	U (0.11)	U (0.11)	U (0.11)	U (0.11)	U (0.11)	U (0.11)	0.22 J (0.11)	U (0.11)
1,1,2-Trichloroethane	5	U (0.20)	U (0.20)	U (0.20)	U (0.20)	U (0.20)	U (0.20)	U (0.20)	U (0.20)	U (0.20)	U (0.20)	U (0.20)	U (0.20)	0.42 J (0.20)	U (0.20)
Trichloroethene	5	7.8 (0.17)	27.6 (0.17)	55.6 (0.17)	55.2 (0.17)	437 (0.85)	445 (1.7)	721 (3.4)	314 (1.7)	29.9 (0.17)	25.5 (0.17)	4.6 (0.17)	38.9 (0.17)	3970 (8.5)	12.9 (0.17)
Vinyl Chloride	2	U (0.13)	0.19 J (0.13)	1.0 (0.13)	1.1 (0.13)	1.5 (0.13)	1.6 (0.13)	0.96 J (0.13)	0.42 J (0.13)	0.20 J (0.13)	0.18 J (0.13)	U (0.13)	U (0.13)	2.5 (0.13)	U (0.13)
Metals															
Iron	NE	12.2 J (50.0)	11.0 J (50.0)	22.3 J (50.0)	nm	18.0 J (50.0)	nm	67.6 (50.0)	27.7 J (50.0)	21.6 J (50.0)	nm	458 (50.0)	18.7 J (50.0)	55.8 (50.0)	35.0 J (50.0)
Manganese	NE	15.4 (5.0)	63.8 (5.0)	249 (5.0)	nm	324 (5.0)	nm	11.0 (5.0)	8.7 (5.0)	14.3 (5.0)	nm	12.5 (5.0)	4.5 J (5.0)	116 (5.0)	5.0 J (5.0)
Monitored Natural Attenuation Parameters															
Acetic acid	NE	U (1000)	U (1000)	U (1000)	nm	U (1000)	nm	U (1000)	U (1000)	U (1000)	nm	U (1000)	U (1000)	U (1000)	U (10000)
Acetylene	NE	U (0.50)	U (0.50)	U (0.50)	nm	U (0.50)	nm	U (0.50)	U (0.50)	U (0.50)	nm	U (0.50)	U (0.50)	U (0.50)	U (0.50)
Total Alkalinity	NE	67600 (20000)	12000 J (20000)	98600 (20000)	nm	78900 (20000)	nm	100000 (20000)	53700 (20000)	70200 (20000)	nm	68100 (20000)	117000 (20000)	8500 J (20000)	51000 (20000)
Ammonia	NE	U (100)	350 (100)	U (100)	nm	U (100)	nm	U (100)	U (100)	U (100)	nm	U (100)	120 M1 (100)	U (100)	230 (100)
Bicarbonate Alkalinity	NE	67600 (20000)	12000 J (20000)	98600 (20000)	nm	78900 (20000)	nm	100000 (20000)	53700 (20000)	70200 (20000)	nm	68100 (20000)	117000 (20000)	8500 J (20000)	51000 (20000)
Butyric acid	NE	U (1000)	U (1000)	U (1000)	nm	U (1000)	nm	U (1000)	U (1000)	U (1000)	nm	U (1000)	U (1000)	U (1000)	U (10000)
Carbon Dioxide	NE	211000 (20000)	U (20000)	335000 (20000)	nm	308000 (20000)	nm	173000 (20000)	199000 (20000)	181000 (20000)	nm	142000 (20000)	458000 (20000)	U (20000)	415000 (20000)
Organic Carbon (total)	NE	510 J (1000)	U (1000)	3500 (1000)	nm	960 (1000)	nm	730 (1000)	730 (1000)	530 (1000)	nm	780 (1000)	U (1000)	U (1000)	U (1000)
Carbonate Alkalinity	NE	U (20000)	U (20000)	U (20000)	nm	U (20000)	nm	U (20000)	U (20000)	U (20000)	nm	U (20000)	U (20000)	U (20000)	U (20000)
Chloride	NE	81500 (10000)	249000 (20000)	47500 (5000)	nm	115000 (10000)	nm	3500 (1000)	13300 (1000)	19000 (2000)	nm	6700 (1000)	89500 (10000)	287000 (20000)	113000 (20000)
Iron, Ferric	NE	U (200)	U (200)	U (200)	nm	U (200)	nm	U (200)	U (200)	U (200)	nm	460 (200)	U (200)	U (200)	U (200)
Nitrogen	NE	810 (100)	2600 (100)	11200 (500)	nm	5400 (200)	nm	U (100)	220 (100)	200 (100)	nm	480 (100)	1600 (100)	570 (100)	3400 (100)
Nitrogen, Nitrate (As N)	NE	810 (100)	2600 (100)	11200 (500)	nm	5400 (200)	nm	U (100)	220 (100)	200 (100)	nm	480 (100)	1600 (100)	570 (100)	3400 (100)
Nitrogen, Nitrite	NE	U (100)	U (100)	U (500)	nm	U (200)	nm	U (100)	U (100)	U (100)	nm	U (100)	U (100)	U (100)	U (100)
pH [pH units]	NE	6.0 (0.10)	5.0 (0.10)	5.9 (0.10)	nm	5.8 (0.10)	nm	6.4 (0.10)	5.8 (0.10)	6.1 (0.10)	nm	6.2 (0.10)	5.8 (0.10)	4.9 (0.10)	5.4 (0.10)
Phosphates (total)	NE	U (310)	U (310)	U (310)	nm	U (310)	nm	U (310)	U (310)	U (310)	nm	U (310)	U (310)	U (310)	U (310)
Propionic Acid	NE	U (1000)	U (1000)	U (1000)	nm	U (1000)	nm	U (1000)	U (1000)	U (1000)	nm	U (1000)	U (1000)	U (1000)	U (10000)
Sulfide (total)	NE	U (50)	U (50)	U (50)	nm	U (50)	nm	U (50)	U (50)	U (50)	nm	U (50)	U (50)	U (50)	U (50)
Sulfate	NE	22100 (2000)	8700 (1000)	34100 (5000)	nm	32000 (5000)	nm	19600 (1000)	173000 (20000)	6300 (1000)	nm	11500 (1000)	1280000 (100000)	144000 (20000)	1610000 (200000)
Gases															
Methane	NE	U (0.50)	3.5 (0.50)	24 (0.50)	nm	8.4 (0.50)	nm	5.2 (0.50)	57 (0.50)	8.7 (0.50)	nm	U (0.50)	3.2 (0.50)	11 (0.50)	1.4 (0.50)
Ethane	NE	U (0.10)	U (0.10)	U (0.10)	nm	U (0.10)	nm	0.21 (0.10)	0.74 (0.10)	0.40 (0.10)	nm	U (0.10)	U (0.10)	0.22 (0.10)	U (0.10)
Ethene	NE	U (0.10)	U (0.10)	0.11 (0.10)	nm	U (0.10)	nm	U (0.10)	U (0.10)	U (0.10)	nm	U (0.10)	U (0.10)	U (0.10)	U (0.10)
HYDROGEN (H2) [nM][4]	NE	1.9 (0.60)	1.8 (0.60)	1.8 (0.60)	nm	1.9 (0.60)	nm	3.0 (0.60)	7.6 (0.60)	1.7 (0.60)	nm	1.9 (0.60)	2400 d (60)	2.3 (0.60)	7.8 (0.60)
Molecular Analyses															
BAV1 Vinyl Chloride Reductase [cells/mL]	NE	U (0.5)	U (0.5)	U (0.5)	nm	U (0.5)	nm	U (0.5)	U (0.5)	U (0.5)	nm	U (0.5)	U (0.5)	U (0.5)	U (0.5)
Dehalococcoides (DHC) [cells/mL]	NE	0.6 (0.5)	U (0.5)	U (0.5)	nm	U (0.5)	nm	0.6 (0.5)	U (0.5)	U (0.5)	nm	U (0.5)	U (0.5)	1.5 (0.5)	5.2 (0.5)
tceA Reductase [cells/mL]	NE	U (0.5)	U (0.5)	U (0.5)	nm	U (0.5)	nm	0.5 J (0.5)	U (0.5)	U (0.5)	nm	U (0.5)	U (0.5)	U (0.5)	0.7 (0.5)
Vinyl Chloride Reductase (vrcA) [cells/mL]	NE	U (0.5)	U (0.5)	U (0.5)	nm	U (0.5)	nm	U (0.5)	U (0.5)	U (0.5)	nm	U (0.5)	U (0.5)	U (0.5)	U (0.5)

Notes:

1 All concentrations are presented in ug/L except where noted.
2 Only compounds with at least one detection are shown, with the exception of Monitored Natural Attenuation Parameters, for which all
3 Concentrations that exceed the Remedial Action Levels per ADEQ RADD Issued Dec 2013 are double underlined.
4 Concentration presented in nM = nanomolar. Sampling Method - Bubble
U = Not detected
J = Estimated concentration
d = The analyte concentration was determined from a dilution.
( ) = Method detection limit for VOCs; reporting limit for all other parameters
* = Sampled on different day than other parameters with different method

RADD = Remedial action decision document
ADEQ = Arkansas Department of Environmental Quality
VOC = Volatile organic compounds
µg/L = Micrograms per Liter
mL = Milliliters
NE = Not established
nm = Not measured

Onsite Wells
Offsite Wells
Plume Boundary Wells

TABLE 8
SUMMARY OF MONITORING WELL GROUNDWATER SAMPLE ANALYTICAL RESULTS (FOURTH QUARTER 2015)
Whirlpool Facility - Fort Smith, Arkansas

Location		ITMW-18	ITMW-19	ITMW-21	IW-80	MW-25	MW-32R	MW-33R	MW-33R	MW-34R	MW-35R	MW-38	MW-65	MW-83	MW-84
ENVIRON Sample ID		DUP-06-201510	ITMW-19-201510	ITMW-21-201510	IW-80-201510	MW-25-201510	MW-32R-201510	MW-33R-201510	DUP-05-201510	MW-34R-201510	MW-35R-201510	MW-38-201510	MW-65-201510	MW-83-201510	MW-84-201510
Lab Sample ID(s)	Remedial Action Levels per ADEQ RADD Issued Dec 2013	60204767029	086MJ05, 169990005, 60204767013	021MJ082, 169990011, 60204767022	021MJ019, 169960013, 60204425026	021MJ072, 169990004, 60204767010	169690002, 021MJ038, 169980013, 60204563032	169690003, 086MJ012, 169990008, 60204767017	60204767018	021MJ086, 169990016, 60204767031	021MJ048, 169980003, 60204563021	086MJ07, 169990002, 60204767008	021MJ037, 169980012, 60204563031	086MJ03, 169980022, 60204767004	60204563042, 021MJ044
Sample Date		10/8/2015	10/8/2015	10/8/2015	10/6/2015	10/8/2015	10/5/2015	10/5/2015	10/8/2015	10/8/2015	10/7/2015	10/8/2015	10/7/2015	10/8/2015	10/7/2015
Sample Method		Low Flow	Low Flow	Low Flow	Low Flow	Low Flow	Low Flow	Low Flow	Low Flow	Low Flow	Low Flow	Low Flow	Low Flow	Low Flow	Low Flow
Comments		Field Duplicate							Field Duplicate						
Volatile Organic Compounds															
Acetone	12000	U (1.9)	U (1.9)	U (1.9)	U (1.9)	71.0 (1.9)	16.5 (1.9)	U (1.9)	U (1.9)	U (1.9)	21.6 (1.9)	U (1.9)	5.6 J (1.9)	U (1.9)	29.3 J (1.9)
Benzene	5	U (0.060)	U (0.060)	U (0.060)	U (0.060)	0.28 J (0.060)	U (0.060)	0.33 J (0.060)	0.39 J (0.060)	0.22 J (0.060)	U (0.060)	0.27 J (0.060)	U (0.060)	U (0.060)	U (0.060)
Bromodichloromethane	80	U (0.19)	U (0.19)	U (0.19)	U (0.19)	1.3 (0.19)	U (0.19)	U (0.19)	U (0.19)	U (0.19)	U (0.19)	U (0.19)	U (0.19)	U (0.19)	U (0.19)
Bromoform	80	0.70 J (0.070)	U (0.070)	U (0.070)	0.80 J (0.070)	3.9 (0.070)	U (0.070)	0.21 J (0.070)	U (0.070)	10.8 (0.070)	0.18 J (0.070)	U (0.070)	0.62 J (0.070)	U (0.070)	0.39 J (0.070)
Bromomethane	7	13.6 (0.16)	1.5 (0.16)	U (0.16)	U (0.16)	4.2 J (0.16)	3.9 J (0.16)	U (0.16)	U (0.16)	1.5 J (0.16)	23.0 (0.16)	U (0.16)	U (0.16)	25.7 (0.16)	5.1 B (0.16)
2-Butanone	4900	U (0.59)	U (0.59)	U (0.59)	U (0.59)	11.4 (0.59)	U (0.59)	U (0.59)	U (0.59)	1.1 J (0.59)	U (0.59)	U (0.59)	U (0.59)	U (0.59)	U (0.59)
Carbon Disulfide	720	U (0.12)	0.32 J (0.12)	U (0.12)	U (0.12)	1.8 J (0.12)	0.62 J (0.12)	0.52 J (0.12)	0.50 J (0.12)	8.4 (0.12)	U (0.12)	U (0.12)	U (0.12)	U (0.12)	U (0.12)
Carbon Tetrachloride	5	U (0.18)	U (0.18)	U (0.18)	U (0.18)	U (0.18)	U (0.18)	U (0.18)	U (0.18)	U (0.18)	U (0.18)	U (0.18)	U (0.18)	U (0.18)	U (0.18)
Chlorobenzene	100	U (0.21)	U (0.21)	U (0.21)	U (0.21)	U (0.21)	U (0.21)	U (0.21)	U (0.21)	U (0.21)	U (0.21)	U (0.21)	U (0.21)	U (0.21)	U (0.21)
Chloroethane	12000	U (0.15)	U (0.15)	U (0.15)	U (0.15)	U (0.15)	U (0.15)	U (0.15)	U (0.15)	U (0.15)	U (0.15)	U (0.15)	U (0.15)	U (0.15)	U (0.15)
Chloroform	80	0.21 J (0.14)	0.85 J (0.14)	U (0.14)	U (0.14)	24.0 (0.14)	U (0.14)	U (0.14)	U (0.14)	0.20 J (0.14)	0.15 J (0.14)	0.54 J (0.14)	0.18 J (0.14)	0.15 J (0.14)	U (0.14)
Chloromethane	190	6.2 (0.080)	2.9 (0.080)	U (0.080)	U (0.080)	15.0 (0.080)	3.9 (0.080)	U (0.080)	U (0.080)	1.9 (0.080)	14.7 (0.080)	U (0.080)	U (0.080)	4.2 (0.080)	6.2 (0.080)
Dibromochloromethane	80	U (0.21)	U (0.21)	U (0.21)	U (0.21)	0.54 J (0.21)	U (0.21)	U (0.21)	U (0.21)	0.60 J (0.21)	U (0.21)	U (0.21)	U (0.21)	U (0.21)	U (0.21)
1,1-Dichloroethane	2.4	U (0.050)	U (0.050)	U (0.050)	U (0.050)	6.6 (0.050)	U (0.050)	U (0.050)	U (0.050)	U (0.050)	U (0.050)	U (0.050)	U (0.050)	U (0.050)	U (0.050)
1,2-Dichloroethane	5	U (0.12)	U (0.12)	U (0.12)	U (0.12)	1.4 (0.12)	U (0.12)	U (0.12)	U (0.12)	U (0.12)	U (0.12)	U (0.12)	U (0.12)	U (0.12)	U (0.12)
1,1-Dichloroethene	7	U (0.20)	U (0.20)	U (0.20)	U (0.20)	U (0.20)	U (0.20)	U (0.20)	0.22 J (0.20)	U (0.20)	U (0.20)	15.8 (0.20)	U (0.20)	U (0.20)	U (0.20)
cis-1,2-Dichloroethene	70	0.41 J (0.080)	0.41 J (0.080)	0.29 J (0.080)	0.37 J (0.080)	957 J (80.0)	0.37 J (0.080)	6.1 (0.080)	6.3 (0.080)	0.16 J (0.080)	0.58 J (0.080)	1340 (8.0)	U (0.080)	0.25 J (0.080)	U (0.080)
trans-1,2-Dichloroethene	100	U (0.20)	U (0.20)	U (0.20)	U (0.20)	128 (0.20)	U (0.20)	U (0.20)	U (0.20)	U (0.20)	U (0.20)	20.3 (0.20)	U (0.20)	U (0.20)	U (0.20)
1,2-Dichloropropane	5	U (0.16)	U (0.16)	U (0.16)	U (0.16)	U (0.16)	U (0.16)	U (0.16)	U (0.16)	U (0.16)	U (0.16)	U (0.16)	U (0.16)	U (0.16)	U (0.16)
2-Hexanone	34	U (1.2)	U (1.2)	U (1.2)	U (1.2)	1.7 J (1.2)	U (1.2)	U (1.2)	U (1.2)	U (1.2)	U (1.2)	U (1.2)	U (1.2)	U (1.2)	U (1.2)
4-Methyl-2-pentanone	1000	U (0.42)	U (0.42)	U (0.42)	U (0.42)	0.74 J (0.42)	U (0.42)	U (0.42)	U (0.42)	U (0.42)	U (0.42)	U (0.42)	U (0.42)	U (0.42)	U (0.42)
Methylene Chloride	5	U (0.15)	U (0.15)	U (0.15)	U (0.15)	12.8 (0.15)	U (0.15)	U (0.15)	U (0.15)	U (0.15)	U (0.15)	U (0.15)	U (0.15)	U (0.15)	U (0.15)
1,1,2,2-Tetrachloroethane	0.066	U (0.15)	0.16 J (0.15)	U (0.15)	U (0.15)	227 J (150)	U (0.15)	U (0.15)	U (0.15)	U (0.15)	U (0.15)	U (0.15)	U (0.15)	U (0.15)	U (0.15)
Tetrachloroethene	5	U (0.10)	0.18 J (0.10)	U (0.10)	U (0.10)	34.5 (0.10)	U (0.10)	U (0.10)	U (0.10)	U (0.10)	1.3 (0.10)	U (0.10)	U (0.10)	U (0.10)	U (0.10)
Toluene	1000	U (0.17)	U (0.17)	U (0.17)	U (0.17)	1.1 (0.17)	U (0.17)	U (0.17)	U (0.17)	U (0.17)	0.25 J (0.17)	U (0.17)	U (0.17)	U (0.17)	U (0.17)
1,1,1-Trichloroethane	200	U (0.11)	U (0.11)	U (0.11)	U (0.11)	32.8 (0.11)	U (0.11)	U (0.11)	U (0.11)	U (0.11)	U (0.11)	U (0.11)	U (0.11)	U (0.11)	U (0.11)
1,1,2-Trichloroethane	5	U (0.20)	U (0.20)	U (0.20)	U (0.20)	2.8 (0.20)	U (0.20)	U (0.20)	U (0.20)	U (0.20)	U (0.20)	U (0.20)	U (0.20)	U (0.20)	U (0.20)
Trichloroethene	5	12.4 (0.17)	87.1 (0.17)	7.2 (0.17)	10.6 (0.17)	68700 (170)	8.2 (0.17)	562 (1.7)	460 (3.4)	4.5 (0.17)	15.4 (0.17)	2740 (17.0)	0.28 J (0.17)	9.8 (0.17)	U (0.17)
Vinyl Chloride	2	U (0.13)	U (0.13)	U (0.13)	U (0.13)	U (0.13)	U (0.13)	0.31 J (0.13)	0.28 J (0.13)	U (0.13)	U (0.13)	190 (0.13)	U (0.13)	U (0.13)	U (0.13)
Metals															
Iron	NE	nm	59.9 (50.0)	U (50.0)	22.4 J (50.0)	225 (50.0)	3150 (50.0)	2050 (50.0)	nm	5500 (50.0)	127 (50.0)	3410 (50.0)	574 (50.0)	95.3 (50.0)	49.7 J (50.0)
Manganese	NE	nm	32.2 (5.0)	721 (5.0)	13.2 (5.0)	314 (5.0)	2410 (5.0)	4620 (5.0)	nm	4090 (5.0)	80.0 (5.0)	3020 (5.0)	77.7 (5.0)	4.8 J (5.0)	U (5.0)
Monitored Natural Attenuation Parameters															
Acetic acid	NE	nm	U (10000)	U (1000)	U (1000)	1100 (1000)	U (1000)	U (1000)	nm	U (1000)	U (10000)	U (1000)	U (10000)	U (10000)	nm
Acetylene	NE	nm	U (0.50)	U (0.50)	U (0.50)	4.9 (0.50)	U (0.50)	U (0.50)	nm	U (0.50)	U (0.50)	U (0.50)	U (0.50)	U (0.50)	nm
Total Alkalinity	NE	nm	246000 (20000)	11100 J (20000)	101000 (20000)	114000 (20000)	26600 (20000)	32100 (20000)	nm	16500 J (20000)	285000 (20000)	237000 (20000)	6770000 (200000)	355000 (20000)	339000 (20000)
Ammonia	NE	nm	350 M1 (100)	U (100)	U (100)	250 (100)	U (100)	U (100)	nm	U (100)	530 (100)	U (100)	3300 (200)	760 (100)	740 (100)
Bicarbonate Alkalinity	NE	nm	246000 (20000)	11100 J (20000)	101000 (20000)	114000 (20000)	26600 (20000)	32100 (20000)	nm	16500 J (20000)	285000 (20000)	237000 (20000)	U (200000)	203000 (20000)	98300 (20000)
Butyric acid	NE	nm	U (10000)	U (1000)	U (1000)	U (1000)	U (1000)	U (1000)	nm	U (1000)	U (10000)	U (1000)	U (10000)	U (10000)	nm
Carbon Dioxide	NE	nm	270000 (20000)	U (20000)	305000 (20000)	477000 (20000)	437000 (20000)	209000 (20000)	nm	U (20000)	636000 (20000)	333000 (20000)	680000 (20000)	245000 (20000)	193000 (20000)
Organic Carbon (total)	NE	nm	560 (1000)	U (1000)	490 J (1000)	5800 (1000)	600 (1000)	U (1000)	nm	500 J (1000)	750 (1000)	1900 B (1000)	26000 (5000)	1100 B (1000)	920 (1000)
Carbonate Alkalinity	NE	nm	U (20000)	U (20000)	U (20000)	U (20000)	U (20000)	U (20000)	nm	U (20000)	U (20000)	U (20000)	1540000 (200000)	152000 (20000)	241000 (20000)
Chloride	NE	nm	281000 (20000)	728000 (50000)	214000 (25000)	508000 (50000)	242000 (20000)	188000 (20000)	nm	205000 (20000)	268000 (20000)	25000 (5000)	245000 (20000)	244000 (20000)	260000 (20000)
Iron, Ferric	NE	nm	U (200)	U (200)	U (200)	220 (200)	3200 (200)	2000 (200)	nm	5500 (200)	U (200)	1800 (200)	530 (200)	U (200)	U (200)
Nitrogen	NE	nm	4000 (100)	22 (100)	320 (100)	520 (100)	130 (100)	2200 (100)	nm	250 (100)	3500 (100)	84 J (100)	3600 (100)	2100 (100)	3100 (100)
Nitrogen, Nitrate (As N)	NE	nm	4000 (100)	22 (100)	320 (100)	520 (100)	130 (100)	2200 (100)	nm	250 (100)	3500 (100)	84 J (100)	2800 (100)	2100 (100)	3100 (100)
Nitrogen, Nitrite	NE	nm	U (100)	U (100)	U (100)	U (100)	U (100)	U (100)	nm	U (100)	U (100)	U (100)	830 (100)	U (100)	U (100)
pH [pH units]	NE	nm	7.0 (0.10)	4.9 (0.10)	6.0 (0.10)	5.8 (0.10)	5.1 (0.10)	5.6 (0.10)	nm	5.1 (0.10)	6.2 (0.10)	6.6 (0.10)	13.2 (0.10)	11.6 (0.10)	9.7 (0.10)
Phosphates (total)	NE	nm	480 (310)	U (310)	710 (310)	U (310)	U (310)	U (310)	nm	U (310)	2900 (310)	U (310)	95400 (6200)	4800 (310)	870 (310)
Propionic Acid	NE	nm	U (10000)	U (1000)	U (1000)	U (1000)	U (1000)	U (1000)	nm	U (1000)	U (10000)	U (1000)	U (10000)	U (10000)	nm
Sulfide (total)	NE	nm	U (50)	U (50)	U (50)	U (50)	U (50)	U (50)	nm	U (50)	U (50)	U (50)	U (50)	U (50)	U (50)
Sulfate	NE	nm	2850000 (200000)	5400 (1000)	362000 (25000)	1430000 (200000)	274000 (20000)	79200 (5000)	nm	288000 (20000)	5510000 (500000)	66800 (5000)	2450000 (200000)	1130000 (100000)	2780000 (200000)
Gases															
Methane	NE	nm	6.3 (0.50)	23 (0.50)	0.86 (0.50)	58 (0.50)	21 (0.50)	120 (0.50)	nm	9.4 (0.50)	7.1 (0.50)	27 (0.50)	9.5 (0.50)	2.7 (0.50)	nm
Ethane	NE	nm	U (0.10)	0.30 (0.10)	U (0.10)	8.4 (0.10)	0.17 (0.10)	1.6 (0.10)	nm	1.2 (0.10)	0.13 (0.10)	0.89 (0.10)	U (0.10)	U (0.10)	nm
Ethene	NE	nm	U (0.10)	U (0.10)	U (0.10)	1.2 (0.10)	0.78 (0.10)	1.5 (0.10)	nm	0.52 (0.10)	U (0.10)	7.4 (0.10)	0.13 (0.10)	U (0.10)	nm
HYDROGEN (H2) [nM][4]	NE	nm	2000 d (120)	1.6 (0.60)	2.9 (0.60)	1800 d (120)	470 d (12)	24 (0.60)	nm	300 d (12)	2400 d (240)	2.1 (0.60)	220 d (12)	47 d (1.2)	220 d (4.8)
Molecular Analyses															
BAV1 Vinyl Chloride Reductase [cells/mL]	NE	nm	U (0.5)	U (0.5)	U (0.5)	U (0.5)	U (0.5)	U (0.5)	nm	U (0.5)	U (0.5)	4730 (0.5)	0.8 (0.5)	U (0.5)	U (0.5)
Dehalococcoides (DHC) [cells/mL]	NE	nm	0.8 (0.5)	0.3 J (0.5)	U (0.5)	U (0.5)	U (0.5)	U (0.5)	nm	0.6 (0.5)	U (0.5)	7700 (0.5)	9 (0.5)	3.9 (0.5)	U (0.5)
tceA Reductase [cells/mL]	NE	nm	0.5 (0.5)	U (0.5)	U (0.5)	U (0.5)	U (0.5)	U (0.5)	nm	0.2 J (0.5)	U (0.5)	U (0.5)	0.3 J (0.5)	1.4 (0.5)	U (0.5)
Vinyl Chloride Reductase (vrcA) [cells/mL]	NE	nm	U (0.5)	U (0.5)	U (0.5)	U (0.5)	U (0.5)	U (0.5)	nm	U (0.5)	U (0.5)	U (0.5)	U (0.5)	U (0.5)	U (0.5)

Notes:

1 All concentrations are presented in ug/L except where noted.
2 Only compounds with at least one detection are shown, with the exception of Monitored Natural Attenuation Parameters, for which all
3 Concentrations that exceed the Remedial Action Levels per ADEQ RADD Issued Dec 2013 are double underlined.
4 Concentration presented in nM = nanomolar. Sampling Method - Bubble
U = Not detected
J = Estimated concentration
d = The analyte concentration was determined from a dilution.
( ) = Method detection limit for VOCs; reporting limit for all other parameters
* = Sampled on different day than other parameters with different method
RADD = Remedial action decision document
ADEQ = Arkansas Department of Environmental Quality
VOC = Volatile organic compounds
µg/L = Micrograms per Liter
mL = Milliliters
NE = Not established
nm = Not measured

Onsite Wells
Offsite Wells
Plume Boundary Wells

TABLE 8
SUMMARY OF MONITORING WELL GROUNDWATER SAMPLE ANALYTICAL RESULTS (FOURTH QUARTER 2015)
Whirlpool Facility - Fort Smith, Arkansas

Location	Remedial Action Levels per ADEQ RADD Issued Dec 2013	MW-85	MW-86	MW-87	MW-88	MW-89	MW-90	MW-91	MW-91	MW-92	MW-93	MW-94	MW-95	MW-172	MW-178
ENVIRON Sample ID		MW-85-201510	MW-86-201510	MW-87-201510	MW-88-201510	MW-89-201510	MW-90-201510	MW-91-201510	DUP-08-201510	MW-92-201510	MW-93-201510	MW-94-201510	MW-95-201510	MW-172-201510	MW-178-201510
Lab Sample ID(s)		021MJ074, 169990014, 60204767027	021MJ084, 169990021, 60204767024	021MJ063, 169970022, 60204563011	021MJ058, 169970017, 60204563003	021MJ055, 169980010, 60204563029	021MJ056, 169970015, 60204563001	021MJ064, 169970023, 60204563012	60204563013	021MJ087, 169990017, 60204767033	021MJ089, 169990019, 60204767035	021MJ088, 169990018, 60204767034	021MJ090, 169990020, 60204767036	086MJ011, 169990007, 60204767015	60204621002
Sample Date		10/8/2015	10/8/2015	10/7/2015	10/7/2015	10/7/2015	10/7/2015	10/7/2015	10/7/2015	10/8/2015	10/8/2015	10/8/2015	10/8/2015	10/8/2015	10/7/2015
Sample Method		Low Flow	Low Flow	Low Flow	Low Flow	Low Flow	Low Flow	Low Flow	Low Flow	Low Flow	Low Flow	Low Flow	Low Flow	Low Flow	Low Flow
Comments									Field Duplicate						
Volatile Organic Compounds															
Acetone	12000	70.4 (1.9)	164 (1.9)	U (1.9)	U (1.9)	U (1.9)	UJ (1.9)	U (1.9)	U (1.9)	U (1.9)	U (1.9)	U (1.9)	U (1.9)	U (1.9)	U (1.9)
Benzene	5	0.28 J (0.060)	0.70 J (0.060)	0.11 J (0.060)	U (0.060)	U (0.060)	U (0.060)	U (0.060)	U (0.060)	U (0.060)	0.12 J (0.060)	U (0.060)	0.12 J (0.060)	0.11 J (0.060)	0.26 J (0.060)
Bromodichloromethane	80	0.35 J (0.19)	2.6 (0.19)	U (0.19)	U (0.19)	U (0.19)	U (0.19)	U (0.19)	U (0.19)	0.23 J (0.19)	U (0.19)	U (0.19)	U (0.19)	U (0.19)	U (0.19)
Bromoform	80	5.3 (0.070)	0.82 J (0.070)	U (0.070)	U (0.070)	U (0.070)	U (0.070)	U (0.070)	U (0.070)	2.3 (0.070)	U (0.070)	U (0.070)	U (0.070)	0.17 J (0.070)	U (0.070)
Bromomethane	7	17.9 (0.16)	2.8 J (0.16)	U (0.16)	U (0.16)	U (0.16)	U (0.16)	U (0.16)	U (0.16)	2.9 J (0.16)	U (0.16)	8.8 (0.16)	U (0.16)	3.6 J (0.16)	U (0.16)
2-Butanone	4900	6.9 J (0.59)	38.4 (0.59)	U (0.59)	U (0.59)	U (0.59)	U (0.59)	U (0.59)	U (0.59)	U (0.59)	U (0.59)	0.94 J (0.59)	U (0.59)	U (0.59)	U (0.59)
Carbon Disulfide	720	0.58 J (0.12)	10.8 (0.12)	U (0.12)	U (0.12)	U (0.12)	U (0.12)	U (0.12)	U (0.12)	0.43 J (0.12)	U (0.12)	0.19 J (0.12)	U (0.12)	U (0.12)	U (0.12)
Carbon Tetrachloride	5	U (0.18)	4.4 (0.18)	U (0.18)	U (0.18)	U (0.18)	U (0.18)	U (0.18)	U (0.18)	U (0.18)	0.31 J (0.18)	U (0.18)	0.32 J (0.18)	U (0.18)	U (0.18)
Chlorobenzene	100	U (0.21)	U (0.21)	U (0.21)	U (0.21)	U (0.21)	U (0.21)	U (0.21)	U (0.21)	U (0.21)	U (0.21)	U (0.21)	U (0.21)	U (0.21)	U (0.21)
Chloroethane	12000	U (0.15)	U (0.15)	U (0.15)	U (0.15)	U (0.15)	U (0.15)	U (0.15)	U (0.15)	U (0.15)	U (0.15)	U (0.15)	U (0.15)	U (0.15)	U (0.15)
Chloroform	80	19.9 (0.14)	58.0 (0.14)	0.31 J (0.14)	U (0.14)	U (0.14)	U (0.14)	0.21 J (0.14)	0.23 J (0.14)	1.0 (0.14)	4.3 (0.14)	2.3 (0.14)	5.4 (0.14)	1.6 (0.14)	U (0.14)
Chloromethane	190	13.8 (0.080)	6.9 (0.080)	U (0.080)	0.19 J (0.080)	U (0.080)	U (0.080)	U (0.080)	U (0.080)	18.5 (0.080)	0.24 J (0.080)	8.1 (0.080)	0.18 J (0.080)	9.5 (0.080)	U (0.080)
Dibromochloromethane	80	0.34 J (0.21)	0.25 J (0.21)	U (0.21)	U (0.21)	U (0.21)	U (0.21)	U (0.21)	U (0.21)	U (0.21)	U (0.21)	U (0.21)	U (0.21)	U (0.21)	U (0.21)
1,1-Dichloroethane	2.4	1.3 (0.050)	7.1 (0.050)	2.4 (0.050)	U (0.050)	U (0.050)	U (0.050)	1.3 (0.050)	1.4 (0.050)	U (0.050)	0.32 J (0.050)	1.6 (0.050)	0.41 J (0.050)	U (0.050)	U (0.050)
1,2-Dichloroethane	5	0.34 J (0.12)	0.98 J (0.12)	U (0.12)	U (0.12)	U (0.12)	U (0.12)	U (0.12)	U (0.12)	U (0.12)	U (0.12)	U (0.12)	0.18 J (0.12)	U (0.12)	U (0.12)
1,1-Dichloroethene	7	1.6 (0.20)	40.4 (0.20)	7.2 (0.20)	U (0.20)	U (0.20)	U (0.20)	4.1 (0.20)	4.0 (0.20)	0.45 J (0.20)	29.0 (0.20)	7.8 (0.20)	42.5 (0.20)	0.42 J (0.20)	U (0.20)
cis-1,2-Dichloroethene	70	52.6 (0.080)	1020 (80.0)	54.5 (0.080)	U (0.080)	0.24 J (0.080)	U (0.080)	35.2 (0.080)	35.7 (0.080)	10.8 (0.080)	120 (0.080)	59.5 (0.080)	161 (0.080)	12.4 (0.080)	1.4 (0.080)
trans-1,2-Dichloroethene	100	8.4 (0.20)	88.5 (0.20)	0.77 J (0.20)	U (0.20)	U (0.20)	U (0.20)	0.42 J (0.20)	0.37 J (0.20)	1.5 (0.20)	1.8 (0.20)	9.5 (0.20)	0.94 J (0.20)	1.7 (0.20)	U (0.20)
1,2-Dichloropropane	5	U (0.16)	U (0.16)	U (0.16)	U (0.16)	U (0.16)	U (0.16)	U (0.16)	U (0.16)	U (0.16)	U (0.16)	U (0.16)	U (0.16)	U (0.16)	U (0.16)
2-Hexanone	34	U (1.2)	5.8 J (1.2)	U (1.2)	U (1.2)	U (1.2)	U (1.2)	U (1.2)	U (1.2)	U (1.2)	U (1.2)	U (1.2)	U (1.2)	U (1.2)	U (1.2)
4-Methyl-2-pentanone	1000	0.52 J (0.42)	3.0 J (0.42)	U (0.42)	U (0.42)	U (0.42)	U (0.42)	U (0.42)	U (0.42)	U (0.42)	U (0.42)	U (0.42)	U (0.42)	U (0.42)	U (0.42)
Methylene Chloride	5	28.4 (0.15)	19.2 (0.15)	U (0.15)	U (0.15)	U (0.15)	U (0.15)	U (0.15)	U (0.15)	U (0.15)	2.2 (0.15)	U (0.15)	2.6 (0.15)	U (0.15)	U (0.15)
1,1,2,2-Tetrachloroethane	0.066	25.0 (0.15)	748 J (150)	U (0.15)	U (0.15)	U (0.15)	U (0.15)	U (0.15)	U (0.15)	U (0.15)	U (0.15)	1.6 (0.15)	U (0.15)	1.9 (0.15)	U (0.15)
Tetrachloroethene	5	8.6 (0.10)	35.2 (0.10)	3.5 (0.10)	U (0.10)	U (0.10)	U (0.10)	1.5 (0.10)	1.7 (0.10)	0.54 J (0.10)	6.6 (0.10)	1.0 (0.10)	8.2 (0.10)	1.4 (0.10)	U (0.10)
Toluene	1000	U (0.17)	3.9 (0.17)	U (0.17)	U (0.17)	U (0.17)	U (0.17)	U (0.17)	U (0.17)	U (0.17)	0.30 J (0.17)	U (0.17)	U (0.17)	U (0.17)	U (0.17)
1,1,1-Trichloroethane	200	107 (0.11)	918 J (110)	U (0.11)	U (0.11)	U (0.11)	U (0.11)	U (0.11)	U (0.11)	2.0 (0.11)	0.59 J (0.11)	U (0.11)	0.21 J (0.11)	U (0.11)	U (0.11)
1,1,2-Trichloroethane	5	2.1 (0.20)	8.9 (0.20)	U (0.20)	U (0.20)	U (0.20)	U (0.20)	U (0.20)	U (0.20)	U (0.20)	1.3 (0.20)	0.50 J (0.20)	2.1 (0.20)	0.41 J (0.20)	U (0.20)
Trichloroethene	5	12000 (34.0)	131000 (170)	708 (1.7)	U (0.17)	12.7 (0.17)	U (0.17)	405 (0.85)	442 (1.7)	1400 (3.4)	21100 (34.0)	1990 (34.0)	26300 (34.0)	2110 (4.2)	5.8 (0.17)
Vinyl Chloride	2	1.8 (0.13)	127 (0.13)	0.31 J (0.13)	U (0.13)	U (0.13)	U (0.13)	0.17 J (0.13)	0.19 J (0.13)	1.4 (0.13)	3.3 (0.13)	0.25 J (0.13)	32.0 (0.13)	0.51 J (0.13)	U (0.13)
Metals															
Iron	NE	57.9 (50.0)	1570 (50.0)	128 (50.0)	1680 (50.0)	73.6 (50.0)	3420 (50.0)	148 (50.0)	nm	225 (50.0)	113 (50.0)	70.7 (50.0)	220 (50.0)	215 (50.0)	nm
Manganese	NE	15.0 (5.0)	1250 (5.0)	28.7 (5.0)	477 (5.0)	302 (5.0)	352 (5.0)	241 (5.0)	nm	119 (5.0)	214 (5.0)	114 (5.0)	286 (5.0)	13.0 (5.0)	nm
Monitored Natural Attenuation Parameters															
Acetic acid	NE	U (1000)	U (1000)	U (1000)	U (1000)	U (1000)	U (1000)	U (1000)	nm	U (1000)	U (1000)	U (1000)	U (1000)	U (1000)	nm
Acetylene	NE	0.68 (0.50)	7.2 (0.50)	U (0.50)	U (0.50)	U (0.50)	U (0.50)	U (0.50)	nm	U (0.50)	U (0.50)	U (0.50)	U (0.50)	U (0.50)	nm
Total Alkalinity	NE	95400 (20000)	298000 (20000)	54700 (20000)	79700 (20000)	26800 (20000)	245000 (20000)	103000 (20000)	nm	111000 (20000)	15300 J (20000)	22200 (20000)	24800 (20000)	50200 (20000)	nm
Ammonia	NE	210 (100)	1200 (100)	U (100)	U (100)	U (100)	U (100)	U (100)	nm	89 J (100)	U (100)	U (100)	U (100)	U (100)	nm
Bicarbonate Alkalinity	NE	95400 (20000)	298000 (20000)	54700 (20000)	79700 (20000)	26800 (20000)	245000 (20000)	103000 (20000)	nm	111000 (20000)	15300 J (20000)	22200 (20000)	24800 (20000)	50200 (20000)	nm
Butyric acid	NE	U (1000)	U (1000)	U (1000)	U (1000)	U (1000)	U (1000)	U (1000)	nm	U (1000)	U (1000)	U (1000)	U (1000)	U (1000)	nm
Carbon Dioxide	NE	354000 (20000)	693000 (20000)	234000 (20000)	226000 (20000)	305000 (20000)	367000 (20000)	381000 (20000)	nm	500000 (20000)	U (20000)	364000 (20000)	282000 (20000)	426000 (20000)	nm
Organic Carbon (total)	NE	2000 (1000)	8600 (1000)	620 J (1000)	2400 (1000)	1300 B (1000)	6300 M1 (1000)	670 J (1000)	nm	U (1000)	U (1000)	490 J (1000)	U (1000)	580 (1000)	nm
Carbonate Alkalinity	NE	U (20000)	U (20000)	U (20000)	U (20000)	U (20000)	U (20000)	U (20000)	nm	U (20000)	U (20000)	U (20000)	U (20000)	U (20000)	nm
Chloride	NE	385000 (25000)	515000 (50000)	61000 (5000)	37700 (5000)	43800 (5000)	98100 (5000)	43300 (5000)	nm	368000 (50000)	279000 (20000)	124000 (20000)	321000 (20000)	293000 (25000)	nm
Iron, Ferric	NE	U (200)	1600 (200)	U (200)	750 (200)	U (200)	750 (200)	U (200)	nm	220 (200)	U (200)	U (200)	220 (200)	220 (200)	nm
Nitrogen	NE	1100 (100)	2800 (100)	3800 (100)	U (100)	106000 (5000)	U (100)	3300 (100)	nm	2200 (100)	2500 (100)	2200 M1 (100)	1400 (100)	1200 (100)	nm
Nitrogen, Nitrate (As N)	NE	1100 (100)	2700 (100)	3800 (100)	U (100)	106000 (5000)	U (100)	3300 (100)	nm	2200 (100)	2500 (100)	2200 M1 (100)	1400 (100)	1200 (100)	nm
Nitrogen, Nitrite	NE	U (100)	73 J (100)	U (100)	U (100)	U (5000)	U (100)	U (100)	nm	U (100)	U (100)	U (100)	U (100)	U (100)	nm
pH [pH units]	NE	5.8 (0.10)	6.1 (0.10)	5.8 (0.10)	6.0 (0.10)	5.3 (0.10)	6.5 (0.10)	5.8 (0.10)	nm	5.7 (0.10)	5.1 (0.10)	5.1 (0.10)	5.3 (0.10)	5.4 (0.10)	nm
Phosphates (total)	NE	U (310)	U (310)	U (310)	U (310)	U (310)	U (310)	U (310)	nm	U (310)	U (310)	U (310)	U (310)	U (310)	nm
Propionic Acid	NE	U (1000)	U (1000)	U (1000)	U (1000)	U (1000)	U (1000)	U (1000)	nm	U (1000)	U (1000)	U (1000)	U (1000)	U (1000)	nm
Sulfide (total)	NE	U (50)	U (50)	U (50)	U (50)	U (50)	U (50)	U (50)	nm	U (50)	U (50)	U (50)	U (50)	U (50)	nm
Sulfate	NE	1790000 (200000)	3010000 (200000)	12600 (1000)	5400 (1000)	8800 (1000)	40500 (5000)	12300 (1000)	nm	577000 (50000)	2700 (1000)	420000 (25000)	3600 (1000)	364000 (25000)	nm
Gases															
Methane	NE	24 (0.50)	53 (0.50)	1.2 (0.50)	5.4 (0.50)	16 (0.50)	10 (0.50)	6.4 (0.50)	nm	24 (0.50)	3.9 (0.50)	4.2 (0.50)	3.6 (0.50)	4.1 (0.50)	nm
Ethane	NE	2.4 (0.10)	5.8 (0.10)	U (0.10)	U (0.10)	U (0.10)	0.28 (0.10)	U (0.10)	nm	0.53 (0.10)	0.36 (0.10)	0.50 (0.10)	0.69 (0.10)	0.24 (0.10)	nm
Ethene	NE	0.30 (0.10)	1.7 (0.10)	0.12 (0.10)	0.61 (0.10)	0.99 (0.10)	2.2 (0.10)	0.17 (0.10)	nm	0.97 (0.10)	U (0.10)	0.64 (0.10)	1.1 (0.10)	0.16 (0.10)	nm
HYDROGEN (H2) [nM][4]	NE	260 d (12)	2600 d (120)	2.4 (0.60)	2.4 (0.60)	2.2 (0.60)	2.4 (0.60)	2.1 (0.60)	nm	7.0 (0.60)	2.3 (0.60)	47 d (1.2)	2.1 (0.60)	120 d (12)	nm
Molecular Analyses															
BAV1 Vinyl Chloride Reductase [cells/mL]	NE	U (0.5)	U (0.5)	U (0.5)	U (0.5)	U (0.5)	U (0.5)	U (0.5)	nm	U (0.5)	U (0.5)	U (0.5)	U (0.5)	U (0.5)	nm
Dehalococcoides (DHC) [cells/mL]	NE	U (0.5)	U (0.5)	1 (0.5)	350 (0.5)	20.1 (0.5)	6030 (0.5)	5.2 (0.5)	nm	U (0.5)	U (0.5)	U (0.5)	U (0.5)	U (0.5)	nm
tceA Reductase [cells/mL]	NE	U (0.5)	U (0.5)	U (0.5)	U (0.5)	0.3 J (0.5)	0.1 J (0.5)	0.3 J (0.5)	nm	U (0.5)	U (0.5)	U (0.5)	U (0.5)	U (0.5)	nm
Vinyl Chloride Reductase (vrcA) [cells/mL]	NE	U (0.5)	U (0.5)	U (0.5)	U (0.5)	U (0.5)	U (0.5)	U (0.5)	nm	U (0.5)	U (0.5)	U (0.5)	U (0.5)	U (0.5)	nm

Notes:

1 All concentrations are presented in ug/L except where noted.
2 Only compounds with at least one detection are shown, with the exception of Monitored Natural Attenuation Parameters, for which all
3 Concentrations that exceed the Remedial Action Levels per ADEQ RADD Issued Dec 2013 are double underlined.
4 Concentration presented in nM = nanomolar. Sampling Method - Bubble
U = Not detected
J = Estimated concentration
d = The analyte concentration was determined from a dilution.
( ) = Method detection limit for VOCs; reporting limit for all other parameters
* = Sampled on different day than other parameters with different method
RADD = Remedial action decision document
ADEQ = Arkansas Department of Environmental Quality
VOC = Volatile organic compounds
µg/L = Micrograms per Liter
mL = Milliliters
NE = Not established
nm = Not measured

Onsite Wells
Offsite Wells
Plume Boundary Wells

TABLE 8
SUMMARY OF MONITORING WELL GROUNDWATER SAMPLE ANALYTICAL RESULTS (FOURTH QUARTER 2015)
Whirlpool Facility - Fort Smith, Arkansas

Location		MW-180	MW-182	ITMW-2	ITMW-4	ITMW-6	ITMW-16	ITMW-20	IW-72	MW-22	MW-23	MW-24	MW-26	MW-27	MW-28
ENVIRON Sample ID		MW-180-201510	MW-182-201510	ITMW-2-201510	ITMW-4-201510	ITMW-6-201510	ITMW-16-201510	ITMW-20-201510	IW-72-201510	MW-22-201510	MW-23-201510	MW-24-201510	MW-26-201510	MW-27-201510	MW-28-201510
Lab Sample ID(s)	Remedial Action Levels per ADEQ RADD Issued Dec 2013	60204621003	021MJ07, 169960008, 60204296007	021MJ012, 169970010, 60204425016	021MJ039, 169980014, 60204563034	021MJ047, 169980002, 60204563019	021MJ036, 169980011, 60204563030	021MJ061, 169970020, 60204563008	169690019, 021MJ017, 169960011, 60204425024	021MJ057, 169970016, 60204563002	086MJ01, 169980021, 60204767003	086MJ02, 169980023, 60204767005	021MJ053, 169980008, 60204563027	021MJ054, 169980009, 60204563028	021MJ065, 169970024, 60204563014
Sample Date		10/7/2015	10/5/2015	10/6/2015	10/7/2015	10/7/2015	10/7/2015	10/7/2015	10/6/2015	10/7/2015	10/8/2015	10/8/2015	10/7/2015	10/7/2015	10/7/2015
Sample Method		Low Flow	Low Flow	Low Flow	Low Flow	Low Flow	Low Flow	Low Flow	Low Flow	Low Flow	Low Flow	Low Flow	Low Flow	Low Flow	Low Flow
Comments															
Volatile Organic Compounds															
Acetone	12000	U (1.9)	U (1.9)	U (1.9)	2.1 J (1.9)	UJ (1.9)	U (1.9)	UJ (1.9)	U (1.9)	U (1.9)	U (1.9)	U (1.9)	U (1.9)	2.4 J (1.9)	UJ (1.9)
Benzene	5	U (0.060)	U (0.060)	U (0.060)	U (0.060)	U (0.060)	U (0.060)	U (0.060)	0.12 J (0.060)	U (0.060)	U (0.060)	U (0.060)	U (0.060)	U (0.060)	U (0.060)
Bromodichloromethane	80	U (0.19)	U (0.19)	U (0.19)	U (0.19)	U (0.19)	U (0.19)	U (0.19)	U (0.19)	U (0.19)	U (0.19)	U (0.19)	U (0.19)	U (0.19)	U (0.19)
Bromoform	80	U (0.070)	U (0.070)	U (0.070)	U (0.070)	U (0.070)	U (0.070)	U (0.070)	2.1 (0.070)	U (0.070)	U (0.070)	6.9 (0.070)	U (0.070)	U (0.070)	U (0.070)
Bromomethane	7	U (0.16)	U (0.16)	U (0.16)	0.97 J (0.16)	U (0.16)	U (0.16)	U (0.16)	U (0.16)	U (0.16)	U (0.16)	7.5 (0.16)	U (0.16)	U (0.16)	U (0.16)
2-Butanone	4900	U (0.59)	U (0.59)	U (0.59)	U (0.59)	UJ (0.59)	U (0.59)	U (0.59)	U (0.59)	U (0.59)	U (0.59)	4.5 J (0.59)	U (0.59)	U (0.59)	U (0.59)
Carbon Disulfide	720	U (0.12)	U (0.12)	U (0.12)	0.22 J (0.12)	U (0.12)	U (0.12)	U (0.12)	U (0.12)	U (0.12)	U (0.12)	U (0.12)	U (0.12)	U (0.12)	U (0.12)
Carbon Tetrachloride	5	U (0.18)	U (0.18)	U (0.18)	U (0.18)	U (0.18)	U (0.18)	U (0.18)	U (0.18)	U (0.18)	U (0.18)	U (0.18)	U (0.18)	U (0.18)	U (0.18)
Chlorobenzene	100	U (0.21)	0.47 J (0.21)	U (0.21)	0.63 J (0.21)	U (0.21)	U (0.21)	U (0.21)	U (0.21)	U (0.21)	U (0.21)	U (0.21)	U (0.21)	U (0.21)	U (0.21)
Chloroethane	12000	U (0.15)	U (0.15)	U (0.15)	U (0.15)	U (0.15)	U (0.15)	U (0.15)	U (0.15)	U (0.15)	U (0.15)	U (0.15)	U (0.15)	U (0.15)	U (0.15)
Chloroform	80	U (0.14)	0.21 J (0.14)	U (0.14)	0.22 J (0.14)	U (0.14)	U (0.14)	U (0.14)	U (0.14)	U (0.14)	U (0.14)	0.15 J (0.14)	U (0.14)	U (0.14)	U (0.14)
Chloromethane	190	U (0.080)	0.31 (0.080)	U (0.080)	U (0.080)	U (0.080)	U (0.080)	U (0.080)	U (0.080)	0.18 J (0.080)	U (0.080)	13.0 (0.080)	U (0.080)	U (0.080)	U (0.080)
Dibromochloromethane	80	U (0.21)	U (0.21)	U (0.21)	U (0.21)	U (0.21)	U (0.21)	U (0.21)	U (0.21)	U (0.21)	U (0.21)	0.44 J (0.21)	U (0.21)	U (0.21)	U (0.21)
1,1-Dichloroethane	2.4	U (0.050)	U (0.050)	U (0.050)	0.23 J (0.050)	4.3 (0.050)	U (0.050)	U (0.050)	U (0.050)	U (0.050)	U (0.050)	U (0.050)	U (0.050)	U (0.050)	U (0.050)
1,2-Dichloroethane	5	U (0.12)	U (0.12)	U (0.12)	U (0.12)	U (0.12)	U (0.12)	U (0.12)	U (0.12)	U (0.12)	U (0.12)	U (0.12)	U (0.12)	U (0.12)	U (0.12)
1,1-Dichloroethene	7	0.24 J (0.20)	U (0.20)	U (0.20)	U (0.20)	0.53 J (0.20)	U (0.20)	U (0.20)	U (0.20)	U (0.20)	U (0.20)	U (0.20)	U (0.20)	U (0.20)	U (0.20)
cis-1,2-Dichloroethene	70	3.0 (0.080)	17.2 (0.080)	0.21 J (0.080)	2.8 (0.080)	5.5 (0.080)	U (0.080)	U (0.080)	U (0.080)	U (0.080)	U (0.080)	0.83 J (0.080)	U (0.080)	0.33 J (0.080)	U (0.080)
trans-1,2-Dichloroethene	100	0.43 J (0.20)	U (0.20)	U (0.20)	U (0.20)	U (0.20)	U (0.20)	U (0.20)	U (0.20)	U (0.20)	U (0.20)	U (0.20)	U (0.20)	U (0.20)	U (0.20)
1,2-Dichloropropane	5	U (0.16)	U (0.16)	U (0.16)	U (0.16)	U (0.16)	U (0.16)	U (0.16)	U (0.16)	U (0.16)	U (0.16)	U (0.16)	U (0.16)	U (0.16)	U (0.16)
2-Hexanone	34	U (1.2)	U (1.2)	U (1.2)	U (1.2)	UJ (1.2)	U (1.2)	U (1.2)	U (1.2)	U (1.2)	U (1.2)	U (1.2)	U (1.2)	U (1.2)	U (1.2)
4-Methyl-2-pentanone	1000	U (0.42)	U (0.42)	U (0.42)	U (0.42)	U (0.42)	U (0.42)	U (0.42)	U (0.42)	U (0.42)	U (0.42)	0.58 J (0.42)	U (0.42)	U (0.42)	U (0.42)
Methylene Chloride	5	U (0.15)	U (0.15)	U (0.15)	0.68 J (0.15)	U (0.15)	U (0.15)	U (0.15)	U (0.15)	U (0.15)	U (0.15)	U (0.15)	U (0.15)	U (0.15)	U (0.15)
1,1,2,2-Tetrachloroethane	0.066	U (0.15)	U (0.15)	U (0.15)	U (0.15)	U (0.15)	U (0.15)	U (0.15)	U (0.15)	U (0.15)	U (0.15)	U (0.15)	U (0.15)	U (0.15)	U (0.15)
Tetrachloroethene	5	U (0.10)	U (0.10)	U (0.10)	U (0.10)	U (0.10)	U (0.10)	U (0.10)	U (0.10)	U (0.10)	U (0.10)	U (0.10)	U (0.10)	U (0.10)	U (0.10)
Toluene	1000	U (0.17)	U (0.17)	U (0.17)	U (0.17)	U (0.17)	U (0.17)	U (0.17)	U (0.17)	U (0.17)	U (0.17)	U (0.17)	U (0.17)	U (0.17)	U (0.17)
1,1,1-Trichloroethane	200	U (0.11)	U (0.11)	U (0.11)	U (0.11)	U (0.11)	U (0.11)	U (0.11)	U (0.11)	U (0.11)	U (0.11)	U (0.11)	U (0.11)	U (0.11)	U (0.11)
1,1,2-Trichloroethane	5	U (0.20)	U (0.20)	U (0.20)	U (0.20)	U (0.20)	U (0.20)	U (0.20)	U (0.20)	U (0.20)	U (0.20)	U (0.20)	U (0.20)	U (0.20)	UJ (0.20)
Trichloroethene	5	18.5 (0.17)	196 (0.85)	0.22 J (0.17)	2.3 (0.17)	3.1 (0.17)	U (0.17)	U (0.17)	0.74 J (0.17)	U (0.17)	0.65 J (0.17)	44.1 (0.17)	U (0.17)	0.55 J (0.17)	U (0.17)
Vinyl Chloride	2	U (0.13)	0.25 J (0.13)	U (0.13)	0.23 J (0.13)	0.21 J (0.13)	U (0.13)	U (0.13)	U (0.13)	U (0.13)	U (0.13)	U (0.13)	U (0.13)	U (0.13)	U (0.13)
Metals															
Iron	NE	nm	146 (50.0)	622 (50.0)	6590 (50.0)	227 (50.0)	1440 (50.0)	327 (50.0)	123 (50.0)	24.5 J (50.0)	702 (50.0)	419 (50.0)	10.0 J (50.0)	525 (50.0)	354 (50.0)
Manganese	NE	nm	434 (5.0)	48.2 (5.0)	2850 (5.0)	405 (5.0)	184 (5.0)	6.9 (5.0)	3170 (5.0)	90.6 (5.0)	56.6 (5.0)	88.1 (5.0)	443 (5.0)	11.6 (5.0)	53.2 (5.0)
Monitored Natural Attenuation Parameters															
Acetic acid	NE	nm	U (1000)	U (1000)	U (1000)	U (1000)	U (1000)	U (1000)	U (1000)	U (1000)	U (10000)	U (1000)	U (1000)	U (1000)	U (1000)
Acetylene	NE	nm	U (0.50)	U (0.50)	U (0.50)	U (0.50)	U (0.50)	U (0.50)	U (0.50)	U (0.50)	U (0.50)	U (0.50)	U (0.50)	U (0.50)	U (0.50)
Total Alkalinity	NE	nm	48200 (20000)	61400 (20000)	82400 (20000)	125000 (20000)	55600 (20000)	63100 (20000)	97200 (20000)	46300 (20000)	54700 (20000)	U (20000)	23700 (20000)	38400 (20000)	82800 (20000)
Ammonia	NE	nm	U (100)	U (100)	300 (100)	U (100)	U (100)	U (100)	U (1000)	U (100)	1900 (100)	U (100)	U (100)	U (100)	U (100)
Bicarbonate Alkalinity	NE	nm	48200 (20000)	61400 (20000)	82400 (20000)	125000 (20000)	55600 (20000)	63100 (20000)	97200 (20000)	46300 (20000)	54700 (20000)	U (20000)	23700 (20000)	38400 (20000)	82800 (20000)
Butyric acid	NE	nm	U (1000)	U (1000)	U (1000)	U (1000)	U (1000)	U (1000)	U (1000)	U (1000)	U (10000)	U (1000)	U (1000)	U (1000)	U (1000)
Carbon Dioxide	NE	nm	218000 (20000)	192000 (20000)	125000 (20000)	361000 (20000)	94300 (20000)	188000 (20000)	319000 (20000)	230000 (20000)	48200 (20000)	U (20000)	270000 (20000)	153000 (20000)	173000 (20000)
Organic Carbon (total)	NE	nm	U (1000)	U (1000)	14700 (2000)	580 (1000)	5900 (1000)	U (1000)	U (1000)	910 J (1000)	8300 (1000)	U (1000)	U (1000)	1100 B (1000)	610 (1000)
Carbonate Alkalinity	NE	nm	U (20000)	U (20000)	U (20000)	U (20000)	U (20000)	U (20000)	U (20000)	U (20000)	U (20000)	U (20000)	U (20000)	U (20000)	U (20000)
Chloride	NE	nm	219000 (20000)	124000 (10000)	6500 (1000)	119000 (20000)	690 J (1000)	102000 (20000)	218000 (20000)	13100 (1000)	237000 (20000)	331000 (20000)	276000 (20000)	34300 (5000)	19100 (2000)
Iron, Ferric	NE	nm	U (200)	620 (200)	3300 (200)	U (200)	1400 (200)	330 (200)	U (200)	U (200)	690 (200)	420 (200)	U (200)	520 (200)	350 (200)
Nitrogen	NE	nm	6900 (200)	820 (100)	U (100)	25500 (1000)	U (100)	770 (100)	790 D3 (500)	U (100)	2400 (100)	1100 (100)	3200 (100)	470 (100)	130 (100)
Nitrogen, Nitrate (As N)	NE	nm	6900 (200)	820 (100)	U (100)	25500 (1000)	U (100)	770 (100)	790 D3 (500)	U (100)	2200 (100)	1100 (100)	3200 (100)	470 (100)	130 (100)
Nitrogen, Nitrite	NE	nm	U (200)	U (100)	U (100)	U (1000)	U (100)	U (100)	U (500)	U (100)	250 (100)	U (100)	U (100)	U (100)	U (100)
pH [pH units]	NE	nm	5.7 (0.10)	6.0 (0.10)	6.5 (0.10)	6.0 (0.10)	6.4 (0.10)	6.0 (0.10)	5.9 (0.10)	5.7 (0.10)	12.8 (0.10)	4.5 (0.10)	5.3 (0.10)	5.8 (0.10)	6.2 (0.10)
Phosphates (total)	NE	nm	U (310)	U (310)	U (310)	U (310)	U (310)	U (310)	U (310)	U (310)	27100 (1600)	U (310)	U (310)	U (310)	U (310)
Propionic Acid	NE	nm	U (1000)	U (1000)	U (1000)	U (1000)	U (1000)	U (1000)	U (1000)	U (1000)	U (10000)	U (1000)	U (1000)	U (1000)	U (1000)
Sulfide (total)	NE	nm	U (50)	U (50)	U (50)	U (50)	U (50)	U (50)	U (50)	U (50)	U (50)	U (50)	U (50)	U (50)	U (50)
Sulfate	NE	nm	22100 (2000)	18900 (1000)	14700 (1000)	92700 (20000)	11400 (1000)	16900 (2000)	11100 (1000)	8900 (1000)	1550000 (200000)	836000 (100000)	9400 (1000)	12000 (1000)	41700 (5000)
Gases															
Methane	NE	nm	0.70 (0.50)	22 (0.50)	64 (0.50)	U (0.50)	1.5 (0.50)	U (0.50)	0.80 (0.50)	4.4 (0.50)	1.8 (0.50)	5.5 (0.50)	U (0.50)	U (0.50)	U (0.50)
Ethane	NE	nm	U (0.10)	U (0.10)	0.10 (0.10)	U (0.10)	U (0.10)	U (0.10)	U (0.10)	U (0.10)	U (0.10)	U (0.10)	U (0.10)	U (0.10)	U (0.10)
Ethene	NE	nm	U (0.10)	0.14 (0.10)	0.20 (0.10)	0.12 (0.10)	0.12 (0.10)	U (0.10)	U (0.10)	U (0.10)	U (0.10)	U (0.10)	U (0.10)	U (0.10)	U (0.10)
HYDROGEN (H2) [nM][4]	NE	nm	2.2 (0.60)	1.6 (0.60)	2.0 (0.60)	2.0 (0.60)	3.1 (0.60)	22 (0.60)	1.9 (0.60)	2.1 (0.60)	7.8 (0.60)	85 d (4.8)	1.7 (0.60)	2.2 (0.60)	2.5 (0.60)
Molecular Analyses															
BAV1 Vinyl Chloride Reductase [cells/mL]	NE	nm	U (0.5)	U (0.5)	U (0.5)	U (0.5)	U (0.7)	U (0.5)	U (0.5)	U (0.5)	U (0.5)	U (0.5)	U (0.5)	U (1)	U (0.5)
Dehalococcoides (DHC) [cells/mL]	NE	nm	U (0.5)	U (0.5)	5.6 (0.5)	U (0.5)	8.6 (0.7)	U (0.5)	U (0.5)	36.9 (0.5)	6.5 (0.5)	U (0.5)	1.1 (0.5)	0.5 (1)	18.4 (0.5)
tceA Reductase [cells/mL]	NE	nm	U (0.5)	U (0.5)	U (0.5)	U (0.5)	U (0.7)	U (0.5)	U (0.5)	U (0.5)	1.1 (0.5)	U (0.5)	0.3 J (0.5)	U (1)	0.2 J (0.5)
Vinyl Chloride Reductase (vrcA) [cells/mL]	NE	nm	U (0.5)	U (0.5)	U (0.5)	U (0.5)	U (0.7)	U (0.5)	U (0.5)	U (0.5)	U (0.5)	U (0.5)	U (0.5)	U (1)	U (0.5)

Notes:

1 All concentrations are presented in ug/L except where noted.
2 Only compounds with at least one detection are shown, with the exception of Monitored Natural Attenuation Parameters, for which all
3 Concentrations that exceed the Remedial Action Levels per ADEQ RADD Issued Dec 2013 are double underlined.
4 Concentration presented in nM = nanomolar. Sampling Method - Bubble
U = Not detected
J = Estimated concentration
d = The analyte concentration was determined from a dilution.
( ) = Method detection limit for VOCs; reporting limit for all other parameters
* = Sampled on different day than other parameters with different method
RADD = Remedial action decision document
ADEQ = Arkansas Department of Environmental Quality
VOC = Volatile organic compounds
µg/L = Micrograms per Liter
mL = Milliliters
NE = Not established
nm = Not measured

Onsite Wells
Offsite Wells
Plume Boundary Wells

TABLE 8
SUMMARY OF MONITORING WELL GROUNDWATER SAMPLE ANALYTICAL RESULTS (FOURTH QUARTER 2015)
Whirlpool Facility - Fort Smith, Arkansas

Location		MW-29	MW-31R	MW-36R	MW-39R	MW-40R	MW-40R	MW-50R	MW-60R	MW-61R	MW-61R	MW-62R	MW-63R	MW-66	MW-67R
ENVIRON Sample ID		MW-29-201510	MW-31R-201510	MW-36R-201510	MW-39R-201510	MW-40R-201510	DUP-03-201510	MW-50R-201510	MW-60R-201510	MW-61R-201510	DUP-02-201510	MW-62R-201510	MW-63R-201510	MW-66-201510	MW-67R-201510
Lab Sample ID(s)	Remedial Action Levels per ADEQ RADD Issued Dec 2013	021MJ046, 169980001, 60204563017	169690001, 021MJ027, 169970005, 60204425008	021MJ031, 169960015, 60204425028	021MJ059, 169970018, 60204563004	169690018, 021MJ015, 169970013, 60204425020	60204425021	169690004, 021MJ029, 169970007, 60204425011	169690005, 021MJ028, 169970006, 60204425010	169690006, 086MJ09, 169980020, 60204767001	60204767002	169690010, 021MJ018, 169960012, 60204425025	169690009, 086MJ08, 169990001, 60204767006	169690008, 021MJ030, 169970008, 60204425012	169690007, 021MJ011, 169970009, 60204425013
Sample Date		10/7/2015	10/5/2015	10/6/2015	10/7/2015	10/6/2015	10/6/2015	10/5/2015	10/5/2015	10/5/2015	10/8/2015	10/6/2015	10/6/2015	10/5/2015	10/5/2015
Sample Method		Low Flow	Low Flow	Low Flow	Low Flow	Low Flow	Low Flow	Low Flow	Low Flow	Low Flow	Low Flow	Low Flow	Low Flow	Low Flow	Low Flow
Comments							Field Duplicate				Field Duplicate				
Volatile Organic Compounds															
Acetone	12000	U (1.9)	U (1.9)	25.7 J (1.9)	U (1.9)	U (1.9)	U (1.9)	U (1.9)	U (1.9)	U (1.9)	U (1.9)	U (1.9)	U (1.9)	U (1.9)	U (1.9)
Benzene	5	0.12 J (0.060)	U (0.060)	0.22 J (0.060)	U (0.060)	U (0.060)	U (0.060)	U (0.060)	U (0.060)	0.099 J (0.060)	0.11 J (0.060)	U (0.060)	U (0.060)	U (0.060)	U (0.060)
Bromodichloromethane	80	U (0.19)	U (0.19)	U (0.19)	U (0.19)	U (0.19)	U (0.19)	U (0.19)	U (0.19)	U (0.19)	U (0.19)	U (0.19)	U (0.19)	U (0.19)	U (0.19)
Bromoform	80	U (0.070)	U (0.070)	0.92 J (0.070)	U (0.070)	U (0.070)	U (0.070)	U (0.070)	U (0.070)	U (0.070)	U (0.070)	U (0.070)	U (0.070)	U (0.070)	U (0.070)
Bromomethane	7	U (0.16)	U (0.16)	48.1 (0.16)	U (0.16)	U (0.16)	U (0.16)	U (0.16)	U (0.16)	U (0.16)	U (0.16)	U (0.16)	U (0.16)	U (0.16)	U (0.16)
2-Butanone	4900	U (0.59)	U (0.59)	U (0.59)	U (0.59)	U (0.59)	U (0.59)	U (0.59)	U (0.59)	243 (0.59)	269 (0.59)	U (0.59)	U (0.59)	U (0.59)	U (0.59)
Carbon Disulfide	720	U (0.12)	U (0.12)	U (0.12)	0.20 J (0.12)	U (0.12)	U (0.12)	U (0.12)	U (0.12)	0.34 J (0.12)	0.59 J (0.12)	U (0.12)	0.13 J (0.12)	U (0.12)	U (0.12)
Carbon Tetrachloride	5	U (0.18)	U (0.18)	U (0.18)	U (0.18)	U (0.18)	U (0.18)	U (0.18)	U (0.18)	U (0.18)	U (0.18)	U (0.18)	U (0.18)	U (0.18)	U (0.18)
Chlorobenzene	100	4.1 (0.21)	U (0.21)	U (0.21)	U (0.21)	U (0.21)	U (0.21)	U (0.21)	U (0.21)	U (0.21)	U (0.21)	U (0.21)	U (0.21)	U (0.21)	U (0.21)
Chloroethane	12000	U (0.15)	U (0.15)	U (0.15)	U (0.15)	U (0.15)	U (0.15)	U (0.15)	U (0.15)	U (0.15)	U (0.15)	U (0.15)	U (0.15)	U (0.15)	U (0.15)
Chloroform	80	U (0.14)	U (0.14)	U (0.14)	0.27 J (0.14)	U (0.14)	U (0.14)	U (0.14)	U (0.14)	0.20 J (0.14)	0.26 J (0.14)	U (0.14)	0.71 J (0.14)	U (0.14)	U (0.14)
Chloromethane	190	U (0.080)	U (0.080)	45.4 (0.080)	U (0.080)	U (0.080)	U (0.080)	U (0.080)	U (0.080)	U (0.080)	U (0.080)	U (0.080)	U (0.080)	U (0.080)	U (0.080)
Dibromochloromethane	80	U (0.21)	U (0.21)	U (0.21)	U (0.21)	U (0.21)	U (0.21)	U (0.21)	U (0.21)	U (0.21)	U (0.21)	U (0.21)	U (0.21)	U (0.21)	U (0.21)
1,1-Dichloroethane	2.4	U (0.050)	U (0.050)	U (0.050)	U (0.050)	U (0.050)	U (0.050)	U (0.050)	U (0.050)	U (0.050)	U (0.050)	U (0.050)	U (0.050)	U (0.050)	U (0.050)
1,2-Dichloroethane	5	U (0.12)	U (0.12)	U (0.12)	U (0.12)	U (0.12)	U (0.12)	U (0.12)	U (0.12)	U (0.12)	U (0.12)	U (0.12)	U (0.12)	U (0.12)	U (0.12)
1,1-Dichloroethene	7	U (0.20)	U (0.20)	U (0.20)	U (0.20)	U (0.20)	U (0.20)	U (0.20)	U (0.20)	U (0.20)	U (0.20)	U (0.20)	U (0.20)	U (0.20)	U (0.20)
cis-1,2-Dichloroethene	70	U (0.080)	U (0.080)	U (0.080)	U (0.080)	0.23 J (0.080)	U (0.080)	U (0.080)	U (0.080)	U (0.080)	U (0.080)	U (0.080)	0.70 J (0.080)	0.18 J (0.080)	U (0.080)
trans-1,2-Dichloroethene	100	U (0.20)	U (0.20)	U (0.20)	U (0.20)	U (0.20)	U (0.20)	U (0.20)	U (0.20)	U (0.20)	U (0.20)	U (0.20)	U (0.20)	U (0.20)	U (0.20)
1,2-Dichloropropane	5	U (0.16)	U (0.16)	U (0.16)	U (0.16)	U (0.16)	U (0.16)	U (0.16)	U (0.16)	U (0.16)	U (0.16)	U (0.16)	U (0.16)	U (0.16)	U (0.16)
2-Hexanone	34	U (1.2)	U (1.2)	U (1.2)	U (1.2)	U (1.2)	U (1.2)	U (1.2)	U (1.2)	U (1.2)	U (1.2)	U (1.2)	U (1.2)	U (1.2)	U (1.2)
4-Methyl-2-pentanone	1000	U (0.42)	U (0.42)	U (0.42)	U (0.42)	U (0.42)	U (0.42)	U (0.42)	U (0.42)	1.5 J (0.42)	1.5 J (0.42)	U (0.42)	U (0.42)	U (0.42)	U (0.42)
Methylene Chloride	5	U (0.15)	U (0.15)	U (0.15)	U (0.15)	U (0.15)	U (0.15)	U (0.15)	U (0.15)	U (0.15)	U (0.15)	U (0.15)	U (0.15)	U (0.15)	U (0.15)
1,1,2,2-Tetrachloroethane	0.066	U (0.15)	U (0.15)	U (0.15)	U (0.15)	U (0.15)	U (0.15)	U (0.15)	U (0.15)	U (0.15)	U (0.15)	U (0.15)	U (0.15)	U (0.15)	U (0.15)
Tetrachloroethene	5	U (0.10)	U (0.10)	U (0.10)	U (0.10)	U (0.10)	U (0.10)	U (0.10)	U (0.10)	U (0.10)	U (0.10)	U (0.10)	U (0.10)	U (0.10)	U (0.10)
Toluene	1000	U (0.17)	U (0.17)	U (0.17)	U (0.17)	U (0.17)	U (0.17)	U (0.17)	U (0.17)	0.22 J (0.17)	0.32 J (0.17)	U (0.17)	U (0.17)	U (0.17)	U (0.17)
1,1,1-Trichloroethane	200	U (0.11)	U (0.11)	U (0.11)	U (0.11)	U (0.11)	U (0.11)	U (0.11)	U (0.11)	U (0.11)	U (0.11)	U (0.11)	U (0.11)	U (0.11)	U (0.11)
1,1,2-Trichloroethane	5	U (0.20)	U (0.20)	U (0.20)	U (0.20)	U (0.20)	U (0.20)	U (0.20)	U (0.20)	U (0.20)	U (0.20)	U (0.20)	U (0.20)	U (0.20)	U (0.20)
Trichloroethene	5	U (0.17)	U (0.17)	U (0.17)	U (0.17)	0.30 J (0.17)	0.83 J (0.17)	0.35 J (0.17)	U (0.17)	11.7 (0.17)	13.3 (0.17)	U (0.17)	3.9 (0.17)	2.3 (0.17)	U (0.17)
Vinyl Chloride	2	U (0.13)	U (0.13)	U (0.13)	U (0.13)	U (0.13)	U (0.13)	U (0.13)	U (0.13)	U (0.13)	U (0.13)	U (0.13)	U (0.13)	U (0.13)	U (0.13)
Metals															
Iron	NE	69.8 (50.0)	2370 (50.0)	570 (50.0)	10100 (50.0)	18200 (50.0)	nm	2620 (50.0)	1610 (50.0)	74000 (50.0)	nm	956 (50.0)	4150 (50.0)	98.1 (50.0)	4200 (50.0)
Manganese	NE	242 (5.0)	774 (5.0)	1560 (5.0)	3140 (5.0)	6260 (5.0)	nm	129 (5.0)	2530 (5.0)	20000 (5.0)	nm	1020 (5.0)	796 (5.0)	8.1 (5.0)	1450 (5.0)
Monitored Natural Attenuation Parameters															
Acetic acid	NE	U (1000)	U (1000)	U (2000)	U (1000)	U (1000)	nm	U (1000)	U (1000)	1800000 (100000)	nm	U (1000)	U (1000)	U (1000)	U (1000)
Acetylene	NE	U (0.50)	U (0.50)	U (0.50)	U (0.50)	U (0.50)	nm	U (0.50)	U (0.50)	U (0.50)	nm	U (0.50)	U (0.50)	U (0.50)	U (0.50)
Total Alkalinity	NE	6700 J (20000)	25700 (20000)	U (20000)	35600 (20000)	79200 (20000)	nm	210000 (20000)	377000 (20000)	1190000 (40000)	nm	58000 (20000)	64200 (20000)	96800 (20000)	285000 (20000)
Ammonia	NE	U (100)	U (100)	160 (100)	U (100)	U (100)	nm	U (100)	U (100)	8100 (500)	nm	U (100)	U (100)	U (100)	U (100)
Bicarbonate Alkalinity	NE	6700 J (20000)	25700 (20000)	U (20000)	35600 (20000)	79200 (20000)	nm	210000 (20000)	377000 (20000)	1190000 (40000)	nm	58000 (20000)	64200 (20000)	96800 (20000)	285000 (20000)
Butyric acid	NE	U (1000)	U (1000)	U (2000)	U (1000)	U (1000)	nm	U (1000)	U (1000)	280000 (100000)	nm	U (1000)	U (1000)	U (1000)	U (1000)
Carbon Dioxide	NE	U (20000)	1850000 (20000)	U (20000)	202000 (20000)	214000 (20000)	nm	340000 (20000)	431000 (20000)	8230000 (20000)	nm	89400 (20000)	234000 (20000)	262000 (20000)	335000 (20000)
Organic Carbon (total)	NE	490 (1000)	620 J (1000)	1100 (1000)	U (1000)	650 J (1000)	nm	U (1000)	800 J (1000)	1620000 (200000)	nm	640 J (1000)	550 (1000)	U (1000)	1600 (1000)
Carbonate Alkalinity	NE	U (20000)	U (20000)	U (20000)	U (20000)	U (20000)	nm	U (20000)	U (20000)	U (40000)	nm	U (20000)	U (20000)	U (20000)	U (20000)
Chloride	NE	122000 (20000)	141000 (10000)	199000 (20000)	334000 (20000)	210000 (20000)	nm	229000 (20000)	120000 (10000)	130000 (20000)	nm	143000 (10000)	137000 (10000)	162000 (20000)	109000 (10000)
Iron, Ferric	NE	U (200)	U (200)	530 (200)	10100 (200)	14900 (200)	nm	2200 (200)	1600 (200)	70700 (200)	nm	960 (200)	1800 (200)	U (200)	2800 (200)
Nitrogen	NE	2400 (100)	99 J (100)	1100 (100)	63 J (100)	36 J (100)	nm	U (100)	U (100)	110 (100)	nm	240 (100)	40 J (100)	160 (100)	U (100)
Nitrogen, Nitrate (As N)	NE	2400 (100)	99 J (100)	1100 (100)	63 J (100)	36 J (100)	nm	U (100)	U (100)	110 (100)	nm	240 (100)	40 J (100)	160 (100)	U (100)
Nitrogen, Nitrite	NE	U (100)	U (100)	U (100)	U (100)	U (100)	nm	U (100)	U (100)	U (100)	nm	U (100)	U (100)	U (100)	U (100)
pH [pH units]	NE	4.8 (0.10)	4.4 (0.10)	4.2 (0.10)	5.6 (0.10)	6.0 (0.10)	nm	6.4 (0.10)	6.9 (0.10)	5.5 (0.10)	nm	6.5 (0.10)	5.9 (0.10)	6.0 (0.10)	6.8 (0.10)
Phosphates (total)	NE	U (310)	U (310)	U (310)	U (310)	U (310)	nm	U (310)	U (310)	3600 (310)	nm	U (310)	U (310)	U (310)	U (310)
Propionic Acid	NE	U (1000)	U (1000)	U (2000)	U (1000)	U (1000)	nm	U (1000)	U (1000)	140000 (100000)	nm	U (1000)	U (1000)	U (1000)	U (1000)
Sulfide (total)	NE	U (50)	U (50)	U (50)	U (50)	U (50)	nm	U (50)	U (50)	21 J (50)	nm	U (50)	U (50)	U (50)	U (50)
Sulfate	NE	44500 (5000)	26100 (5000)	2060000 (200000)	3000 (1000)	5900 (1000)	nm	7900 (1000)	31100 (5000)	79000 (5000)	nm	13300 (1000)	8400 (1000)	7200 (1000)	8700 (1000)
Gases															
Methane	NE	U (0.50)	32 (0.50)	13 (0.50)	1.5 (0.50)	76 (0.50)	nm	580 (0.50)	3.2 (0.50)	4.3 (0.50)	nm	1.1 (0.50)	2.1 (0.50)	U (0.50)	56 (0.50)
Ethane	NE	U (0.10)	0.21 (0.10)	0.82 (0.10)	0.38 (0.10)	2.0 (0.10)	nm	0.29 (0.10)	1.1 (0.10)	0.33 (0.10)	nm	0.19 (0.10)	0.33 (0.10)	U (0.10)	0.16 (0.10)
Ethene	NE	U (0.10)	0.34 (0.10)	0.67 (0.10)	0.62 (0.10)	1.1 (0.10)	nm	U (0.10)	1.5 (0.10)	1.2 (0.10)	nm	0.56 (0.10)	1.4 (0.10)	U (0.10)	3.7 (0.10)
HYDROGEN (H2) [nM][4]	NE	2.0 (0.60)	1.6 (0.60)	44000 d (3000)	3.0 (0.60)	2.2 (0.60)	nm	1.7 (0.60)	2.0 (0.60)	500 d (12)	nm	2.0 (0.60)	2.4 (0.60)	1.7 (0.60)	5.3 (0.60)
Molecular Analyses															
BAV1 Vinyl Chloride Reductase [cells/mL]	NE	U (0.5)	U (0.5)	U (0.5)	U (0.8)	U (0.5)	nm	U (0.7)	0.1 J (0.5)	1.9 (1)	nm	U (0.5)	0.4 J (0.5)	U (0.5)	U (0.5)
Dehalococcoides (DHC) [cells/mL]	NE	U (0.5)	23.3 (0.5)	U (0.5)	U (0.8)	4.3 (0.5)	nm	0.5 J (0.7)	268 (0.5)	184 (1)	nm	U (0.5)	45.5 (0.5)	U (0.5)	143 (0.5)
tceA Reductase [cells/mL]	NE	U (0.5)	U (0.5)	U (0.5)	U (0.8)	U (0.5)	nm	U (0.7)	U (0.5)	U (1)	nm	U (0.5)	0.2 J (0.5)	U (0.5)	U (0.5)
Vinyl Chloride Reductase (vrcA) [cells/mL]	NE	U (0.5)	U (0.5)	U (0.5)	U (0.8)	U (0.5)	nm	U (0.7)	U (0.5)	0.3 J (1)	nm	U (0.5)	U (0.5)	U (0.5)	U (0.5)

Notes:

1 All concentrations are presented in ug/L except where noted.
2 Only compounds with at least one detection are shown, with the exception of Monitored Natural Attenuation Parameters, for which all
3 Concentrations that exceed the Remedial Action Levels per ADEQ RADD Issued Dec 2013 are double underlined.
4 Concentration presented in nM = nanomolar. Sampling Method - Bubble
U = Not detected
J = Estimated concentration
d = The analyte concentration was determined from a dilution.
( ) = Method detection limit for VOCs; reporting limit for all other parameters
* = Sampled on different day than other parameters with different method
RADD = Remedial action decision document
ADEQ = Arkansas Department of Environmental Quality
VOC = Volatile organic compounds
µg/L = Micrograms per Liter
mL = Milliliters
NE = Not established
nm = Not measured

Onsite Wells
Offsite Wells
Plume Boundary Wells

TABLE 8
SUMMARY OF MONITORING WELL GROUNDWATER SAMPLE ANALYTICAL RESULTS (FOURTH QUARTER 2015)
Whirlpool Facility - Fort Smith, Arkansas

Location		MW-68	MW-96	MW-97	MW-98	MW-99	IW-73	IW-74	IW-74	IW-76	IW-77	MW-41R	MW-41R	MW-46R	MW-55R
ENVIRON Sample ID		MW-68-201510	MW-96-201510	MW-97-201510	MW-98-201510	MW-99-201510	IW-73-201510	IW-74-201510	DUP-10-201510	IW-76-201510	IW-77-201510	MW-41R-201510	DUP-07-201510	MW-46R-201510	MW-55R-201510
Lab Sample ID(s)	Remedial Action Levels per ADEQ RADD Issued Dec 2013	169690017, 021MJ020, 169960014, 60204425027	021MJ050, 169980005, 60204563023	021MJ049, 169980004, 60204563022	021MJ034, 169960019, 60204426004	021MJ033, 169960017, 60204426001	169690022, 021MJ013, 169970012, 60204425019	169690020, 021MJ052, 169980007, 60204563026	60204563025	021MJ025, 169970003, 60204425006	169690021, 021MJ083, 169990012, 60204767023	169690023, 021MJ014, 169970011, 60204425017	60204425018	169690014, 021MJ051, 169980006, 60204563024	021MJ023, 169970001, 60204425003
Sample Date		10/6/2015	10/7/2015	10/7/2015	10/6/2015	10/6/2015	10/6/2015	10/6/2015	10/7/2015	10/6/2015	10/6/2015	10/6/2015	10/6/2015	10/6/2015	10/6/2015
Sample Method		Low Flow	Low Flow	Low Flow	Low Flow	Low Flow	Low Flow	Low Flow	Low Flow	Low Flow	Low Flow	Low Flow	Low Flow	Low Flow	Low Flow
Comments									Field Duplicate				Field Duplicate		
Volatile Organic Compounds															
Acetone	12000	U (1.9)	U (1.9)	U (1.9)	U (1.9)	U (1.9)	U (1.9)	U (1.9)	U (1.9)	26.4 (1.9)	U (1.9)	U (1.9)	U (1.9)	U (1.9)	UJ (1.9)
Benzene	5	U (0.060)	U (0.060)	U (0.060)	U (0.060)	U (0.060)	0.15 J (0.060)	0.20 J (0.060)	0.20 J (0.060)	U (0.060)	0.13 J (0.060)	U (0.060)	U (0.060)	U (0.060)	U (0.060)
Bromodichloromethane	80	U (0.19)	U (0.19)	U (0.19)	U (0.19)	U (0.19)	U (0.19)	U (0.19)	U (0.19)	2.6 (0.19)	U (0.19)	U (0.19)	U (0.19)	U (0.19)	U (0.19)
Bromoform	80	U (0.070)	U (0.070)	U (0.070)	U (0.070)	U (0.070)	U (0.070)	U (0.070)	U (0.070)	22.3 (0.070)	U (0.070)	U (0.070)	U (0.070)	U (0.070)	U (0.070)
Bromomethane	7	U (0.16)	U (0.16)	U (0.16)	U (0.16)	U (0.16)	U (0.16)	U (0.16)	U (0.16)	12.2 (0.16)	U (0.16)	U (0.16)	U (0.16)	U (0.16)	U (0.16)
2-Butanone	4900	U (0.59)	U (0.59)	U (0.59)	4.3 J (0.59)	U (0.59)	U (0.59)	U (0.59)	U (0.59)	U (0.59)	U (0.59)	U (0.59)	U (0.59)	U (0.59)	U (0.59)
Carbon Disulfide	720	U (0.12)	U (0.12)	U (0.12)	U (0.12)	U (0.12)	U (0.12)	U (0.12)	U (0.12)	U (0.12)	U (0.12)	U (0.12)	U (0.12)	U (0.12)	0.22 J (0.12)
Carbon Tetrachloride	5	U (0.18)	U (0.18)	U (0.18)	U (0.18)	U (0.18)	U (0.18)	U (0.18)	U (0.18)	U (0.18)	U (0.18)	U (0.18)	U (0.18)	U (0.18)	U (0.18)
Chlorobenzene	100	U (0.21)	U (0.21)	U (0.21)	U (0.21)	U (0.21)	U (0.21)	U (0.21)	U (0.21)	U (0.21)	U (0.21)	U (0.21)	U (0.21)	U (0.21)	U (0.21)
Chloroethane	12000	U (0.15)	U (0.15)	U (0.15)	U (0.15)	U (0.15)	U (0.15)	U (0.15)	U (0.15)	U (0.15)	U (0.15)	U (0.15)	U (0.15)	U (0.15)	U (0.15)
Chloroform	80	U (0.14)	U (0.14)	U (0.14)	U (0.14)	U (0.14)	U (0.14)	U (0.14)	U (0.14)	U (0.14)	U (0.14)	U (0.14)	U (0.14)	U (0.14)	U (0.14)
Chloromethane	190	U (0.080)	U (0.080)	U (0.080)	U (0.080)	U (0.080)	U (0.080)	U (0.080)	U (0.080)	9.9 (0.080)	2.1 (0.080)	U (0.080)	U (0.080)	U (0.080)	U (0.080)
Dibromochloromethane	80	U (0.21)	U (0.21)	U (0.21)	U (0.21)	U (0.21)	U (0.21)	U (0.21)	U (0.21)	4.7 (0.21)	U (0.21)	U (0.21)	U (0.21)	U (0.21)	U (0.21)
1,1-Dichloroethane	2.4	U (0.050)	U (0.050)	U (0.050)	U (0.050)	U (0.050)	U (0.050)	U (0.050)	U (0.050)	U (0.050)	U (0.050)	U (0.050)	U (0.050)	U (0.050)	U (0.050)
1,2-Dichloroethane	5	U (0.12)	U (0.12)	U (0.12)	U (0.12)	U (0.12)	U (0.12)	U (0.12)	U (0.12)	U (0.12)	U (0.12)	U (0.12)	U (0.12)	U (0.12)	U (0.12)
1,1-Dichloroethene	7	U (0.20)	U (0.20)	U (0.20)	U (0.20)	U (0.20)	2.3 (0.20)	U (0.20)	0.28 J (0.20)	U (0.20)	U (0.20)	0.46 J (0.20)	0.41 J (0.20)	1.1 (0.20)	U (0.20)
cis-1,2-Dichloroethene	70	U (0.080)	U (0.080)	U (0.080)	U (0.080)	U (0.080)	7.8 (0.080)	3.8 (0.080)	3.8 (0.080)	1.6 (0.080)	0.54 J (0.080)	36.7 (0.080)	35.2 (0.080)	10.2 (0.080)	0.53 J (0.080)
trans-1,2-Dichloroethene	100	U (0.20)	U (0.20)	U (0.20)	U (0.20)	U (0.20)	0.26 J (0.20)	U (0.20)	U (0.20)	0.52 J (0.20)	U (0.20)	U (0.20)	U (0.20)	0.29 J (0.20)	U (0.20)
1,2-Dichloropropane	5	U (0.16)	U (0.16)	U (0.16)	U (0.16)	U (0.16)	U (0.16)	U (0.16)	U (0.16)	U (0.16)	U (0.16)	U (0.16)	U (0.16)	U (0.16)	U (0.16)
2-Hexanone	34	U (1.2)	U (1.2)	U (1.2)	U (1.2)	U (1.2)	U (1.2)	U (1.2)	U (1.2)	U (1.2)	U (1.2)	U (1.2)	U (1.2)	U (1.2)	U (1.2)
4-Methyl-2-pentanone	1000	U (0.42)	U (0.42)	U (0.42)	U (0.42)	U (0.42)	U (0.42)	U (0.42)	U (0.42)	U (0.42)	U (0.42)	U (0.42)	U (0.42)	U (0.42)	U (0.42)
Methylene Chloride	5	U (0.15)	U (0.15)	U (0.15)	U (0.15)	U (0.15)	U (0.15)	U (0.15)	U (0.15)	U (0.15)	U (0.15)	U (0.15)	U (0.15)	U (0.15)	U (0.15)
1,1,2,2-Tetrachloroethane	0.066	U (0.15)	U (0.15)	U (0.15)	U (0.15)	U (0.15)	U (0.15)	U (0.15)	U (0.15)	U (0.15)	U (0.15)	U (0.15)	U (0.15)	U (0.15)	U (0.15)
Tetrachloroethene	5	U (0.10)	U (0.10)	U (0.10)	U (0.10)	U (0.10)	U (0.10)	U (0.10)	U (0.10)	U (0.10)	U (0.10)	U (0.10)	U (0.10)	U (0.10)	U (0.10)
Toluene	1000	U (0.17)	U (0.17)	U (0.17)	U (0.17)	U (0.17)	U (0.17)	U (0.17)	U (0.17)	U (0.17)	U (0.17)	U (0.17)	U (0.17)	U (0.17)	U (0.17)
1,1,1-Trichloroethane	200	U (0.11)	U (0.11)	U (0.11)	U (0.11)	U (0.11)	U (0.11)	U (0.11)	U (0.11)	U (0.11)	U (0.11)	U (0.11)	U (0.11)	U (0.11)	U (0.11)
1,1,2-Trichloroethane	5	U (0.20)	U (0.20)	U (0.20)	U (0.20)	U (0.20)	U (0.20)	U (0.20)	U (0.20)	U (0.20)	U (0.20)	U (0.20)	U (0.20)	U (0.20)	U (0.20)
Trichloroethene	5	U (0.17)	U (0.17)	U (0.17)	U (0.17)	U (0.17)	154 (0.17)	121 (0.17)	122 (0.17)	106 (0.17)	24.3 (0.17)	48.7 (0.17)	46.4 (0.17)	371 (0.85)	4.4 (0.17)
Vinyl Chloride	2	U (0.13)	U (0.13)	U (0.13)	U (0.13)	U (0.13)	0.59 J (0.13)	0.36 J (0.13)	0.33 J (0.13)	U (0.13)	U (0.13)	0.39 J (0.13)	0.33 J (0.13)	0.43 J (0.13)	0.14 J (0.13)
Metals															
Iron	NE	149 (50.0)	5820 (50.0)	202 (50.0)	569 (50.0)	1940 (50.0)	2180 (50.0)	99.2 (50.0)	nm	99.4 (50.0)	210 (50.0)	13200 (50.0)	nm	85.1 (50.0)	1810 (50.0)
Manganese	NE	1270 (5.0)	631 (5.0)	14.8 (5.0)	495 (5.0)	41.4 (5.0)	2970 (5.0)	1120 (5.0)	nm	703 (5.0)	16.1 (5.0)	15100 (5.0)	nm	94.7 (5.0)	5360 (5.0)
Monitored Natural Attenuation Parameters															
Acetic acid	NE	U (1000)	U (1000)	U (1000)	U (1000)	U (1000)	U (1000)	U (1000)	nm	U (1000)	U (10000)	U (1000)	nm	U (1000)	U (1000)
Acetylene	NE	U (0.50)	U (0.50)	U (0.50)	U (0.50)	U (0.50)	U (0.50)	U (0.50)	nm	U (0.50)	U (0.50)	0.91 (0.50)	nm	U (0.50)	U (0.50)
Total Alkalinity	NE	12800 J (20000)	42100 (20000)	68400 (20000)	147000 (20000)	60800 (20000)	67700 (20000)	67900 (20000)	nm	11400 J (20000)	3220000 (100000)	112000 (20000)	nm	8400 J (20000)	52000 (20000)
Ammonia	NE	U (100)	U (100)	U (100)	U (100)	U (100)	99 J (100)	U (100)	nm	140 (100)	870 (100)	U (100)	nm	U (100)	U (100)
Bicarbonate Alkalinity	NE	12800 J (20000)	42100 (20000)	68400 (20000)	147000 (20000)	60800 (20000)	67700 (20000)	67900 (20000)	nm	11400 J (20000)	U (100000)	112000 (20000)	nm	8400 J (20000)	52000 (20000)
Butyric acid	NE	U (1000)	U (1000)	U (1000)	U (1000)	U (1000)	U (1000)	U (1000)	nm	U (1000)	U (10000)	U (1000)	nm	U (1000)	U (1000)
Carbon Dioxide	NE	U (20000)	170000 (20000)	174000 (20000)	203000 (20000)	113000 (20000)	269000 (20000)	252000 (20000)	nm	U (20000)	389000 (20000)	249000 (20000)	nm	U (20000)	268000 (20000)
Organic Carbon (total)	NE	U (1000)	470 (1000)	760 (1000)	720 J (1000)	640 J (1000)	480 J (1000)	U (1000)	nm	510 J (1000)	5100 (1000)	U (1000)	nm	U (1000)	1700 M1 (1000)
Carbonate Alkalinity	NE	U (20000)	U (20000)	U (20000)	U (20000)	U (20000)	U (20000)	U (20000)	nm	U (20000)	884000 (100000)	U (20000)	nm	U (20000)	U (20000)
Chloride	NE	309000 (20000)	31800 (5000)	13000 (1000)	7100 (1000)	5700 (1000)	263000 (20000)	272000 (20000)	nm	315000 (20000)	205000 (20000)	301000 (20000)	nm	222000 (20000)	266000 (20000)
Iron, Ferric	NE	U (200)	2500 (200)	200 (200)	U (200)	1900 (200)	310 (200)	U (200)	nm	U (200)	U (200)	9800 (200)	nm	U (200)	U (200)
Nitrogen	NE	U (100)	U (100)	650 (100)	U (100)	710 (100)	170 (100)	400 (100)	nm	1100 D3 (500)	2500 (100)	38 J (100)	nm	U (100)	U (100)
Nitrogen, Nitrate (As N)	NE	U (100)	U (100)	650 (100)	U (100)	710 (100)	170 (100)	400 (100)	nm	1100 D3 (500)	2400 (100)	38 J (100)	nm	U (100)	U (100)
Nitrogen, Nitrite	NE	U (100)	U (100)	U (100)	U (100)	U (100)	U (100)	U (100)	nm	U (500)	43 J (100)	U (100)	nm	U (100)	U (100)
pH [pH units]	NE	5.0 (0.10)	5.8 (0.10)	6.1 (0.10)	6.6 (0.10)	6.3 (0.10)	5.8 (0.10)	5.8 (0.10)	nm	4.8 (0.10)	12.7 (0.10)	6.2 (0.10)	nm	4.9 (0.10)	5.7 (0.10)
Phosphates (total)	NE	U (310)	U (310)	U (310)	U (310)	U (310)	U (310)	U (310)	nm	U (310)	8500 (310)	U (310)	nm	U (310)	U (310)
Propionic Acid	NE	U (1000)	U (1000)	U (1000)	U (1000)	U (1000)	U (1000)	U (1000)	nm	U (1000)	U (10000)	U (1000)	nm	U (1000)	U (1000)
Sulfide (total)	NE	U (50)	U (50)	U (50)	U (50)	U (50)	U (50)	U (50)	nm	U (50)	U (50)	U (50)	nm	U (50)	U (50)
Sulfate	NE	880 J (1000)	6400 (1000)	50400 (5000)	16000 (1000)	6700 (1000)	2700 (1000)	2300 (1000)	nm	1110000 (100000)	1070000 (100000)	790 J (1000)	nm	600 J (1000)	47500 (5000)
Gases															
Methane	NE	7.4 (0.50)	280 (0.50)	170 (0.50)	240 (0.50)	U (0.50)	6.4 (0.50)	20 (0.50)	nm	8.0 (0.50)	2.0 (0.50)	830 (0.50)	nm	20 (0.50)	17 (0.50)
Ethane	NE	U (0.10)	U (0.10)	U (0.10)	0.41 (0.10)	U (0.10)	U (0.10)	U (0.10)	nm	U (0.10)	U (0.10)	7.6 (0.10)	nm	U (0.10)	2.0 (0.10)
Ethene	NE	U (0.10)	U (0.10)	U (0.10)	0.97 (0.10)	U (0.10)	U (0.10)	U (0.10)	nm	U (0.10)	0.10 (0.10)	11 (0.10)	nm	U (0.10)	1.2 (0.10)
HYDROGEN (H2) [nM][4]	NE	2.0 (0.60)	2.9 d (1.2)	nm	nm	1.9 (0.60)	1.6 (0.60)	1.6 (0.60)	nm	2300 d (240)	44 (1.2)	9.9 (0.60)	nm	2.5 (0.60)	2.0 (0.60)
Molecular Analyses															
BAV1 Vinyl Chloride Reductase [cells/mL]	NE	U (0.5)	U (0.5)	U (0.5)	U (0.5)	U (0.5)	45.8 (0.5)	14.3 (0.5)	nm	U (0.5)	U (0.5)	U (0.5)	nm	2 (0.5)	U (0.5)
Dehalococcoides (DHC) [cells/mL]	NE	1 (0.5)	1.9 (0.5)	U (0.5)	41.3 (0.5)	U (0.5)	1660 (0.5)	260 (0.5)	nm	U (0.5)	U (0.5)	9.9 (0.5)	nm	72.4 (0.5)	13.4 (0.5)
tceA Reductase [cells/mL]	NE	U (0.5)	U (0.5)	U (0.5)	U (0.5)	U (0.5)	U (0.5)	U (0.5)	nm	U (0.5)	U (0.5)	U (0.5)	nm	4 (0.5)	U (0.5)
Vinyl Chloride Reductase (vrcA) [cells/mL]	NE	U (0.5)	U (0.5)	U (0.5)	U (0.5)	U (0.5)	U (0.5)	U (0.5)	nm	U (0.5)	U (0.5)	U (0.5)	nm	U (0.5)	U (0.5)

Notes:

1 All concentrations are presented in ug/L except where noted.
2 Only compounds with at least one detection are shown, with the exception of Monitored Natural Attenuation Parameters, for which all
3 Concentrations that exceed the Remedial Action Levels per ADEQ RADD Issued Dec 2013 are double underlined.
4 Concentration presented in nM = nanomolar. Sampling Method - Bubble
U = Not detected
J = Estimated concentration
d = The analyte concentration was determined from a dilution.
( ) = Method detection limit for VOCs; reporting limit for all other parameters
* = Sampled on different day than other parameters with different method
RADD = Remedial action decision document
ADEQ = Arkansas Department of Environmental Quality
VOC = Volatile organic compounds
µg/L = Micrograms per Liter
mL = Milliliters
NE = Not established
nm = Not measured

Onsite Wells
Offsite Wells
Plume Boundary Wells

RAMBOLL ENVIRON

TABLE 8
SUMMARY OF MONITORING WELL GROUNDWATER SAMPLE ANALYTICAL RESULTS (FOURTH QUARTER 2015)
Whirlpool Facility - Fort Smith, Arkansas

Location	Remedial Action Levels per ADEQ RADD Issued Dec 2013	MW-56R	MW-57R	MW-58R	MW-71	MW-81	MW-82	MW-173	MW-174	MW-175	MW-176	MW-177	RW-69	MW-183	MW-184
ENVIRON Sample ID		MW-56R-201510	MW-57R-201510	MW-58R-201510	MW-71-201510	MW-81-201510	MW-82-201510	MW-173-201510	MW-174-201510	MW-175-201510	MW-176-201510	MW-177-201510	RW-69-201510	MW-183-201510	MW-184-201510
Lab Sample ID(s)		169690011, 021MJ022, 169960021, 60204425002	169690012, 021MJ021, 169960020, 60204425001	169690013, 086MJ010, 169990003, 60204767009	169690016, 021MJ016, 169970014, 60204425023	169690024, 021MJ077, 169990006, 60204767014	021MJ024, 169970002, 60204425005	60204443003	60204443002	60204635002	60204623002	60204621001	169690015, 021MJ026, 169970004, 60204425007	021MJ032, 169960018, 60204426003	021MJ010, 169960001, 60204289001
Sample Date		10/6/2015	10/6/2015	10/6/2015	10/6/2015	10/6/2015	10/6/2015	10/6/2015	10/6/2015	10/7/2015	10/6/2015	10/6/2015	10/6/2015	10/6/2015	10/5/2015
Sample Method		Low Flow	Low Flow	Low Flow	Low Flow	Low Flow	Low Flow	Low Flow	Low Flow	Low Flow	Low Flow	Low Flow	Low Flow	Low Flow	Low Flow
Comments															
Volatile Organic Compounds															
Acetone	12000	U (1.9)	U (1.9)	U (1.9)	U (1.9)	U (1.9)	47.3 J (1.9)	84.0 (1.9)	U (1.9)	19.5 J (1.9)	U (1.9)	U (1.9)	U (1.9)	U (1.9)	U (1.9)
Benzene	5	0.18 J (0.060)	U (0.060)	U (0.060)	U (0.060)	0.52 J (0.060)	0.43 J (0.060)	0.57 J (0.060)	0.11 J (0.060)	0.16 J (0.060)	0.11 J (0.060)	U (0.060)	U (0.060)	U (0.060)	U (0.060)
Bromodichloromethane	80	U (0.19)	U (0.19)	U (0.19)	U (0.19)	U (0.19)	U (0.19)	U (0.19)	U (0.19)	U (0.19)	U (0.19)	U (0.19)	U (0.19)	U (0.19)	U (0.19)
Bromoform	80	U (0.070)	U (0.070)	U (0.070)	U (0.070)	U (0.070)	0.31 J (0.070)	U (0.070)	U (0.070)	U (0.070)	U (0.070)	U (0.070)	U (0.070)	U (0.070)	U (0.070)
Bromomethane	7	U (0.16)	U (0.16)	U (0.16)	U (0.16)	4.4 J (0.16)	6.5 B (0.16)	U (0.16)	U (0.16)	U (0.16)	U (0.16)	U (0.16)	U (0.16)	U (0.16)	U (0.16)
2-Butanone	4900	U (0.59)	U (0.59)	U (0.59)	U (0.59)	1.6 J (0.59)	7.6 J (0.59)	19.2 (0.59)	U (0.59)	U (0.59)	U (0.59)	U (0.59)	U (0.59)	U (0.59)	U (0.59)
Carbon Disulfide	720	U (0.12)	0.32 J (0.12)	U (0.12)	U (0.12)	U (0.12)	3.0 J (0.12)	6.2 (0.12)	U (0.12)	1.4 J (0.12)	U (0.12)	U (0.12)	U (0.12)	U (0.12)	U (0.12)
Carbon Tetrachloride	5	U (0.18)	U (0.18)	U (0.18)	U (0.18)	U (0.18)	U (0.18)	U (0.18)	U (0.18)	U (0.18)	U (0.18)	U (0.18)	U (0.18)	U (0.18)	U (0.18)
Chlorobenzene	100	U (0.21)	U (0.21)	U (0.21)	U (0.21)	U (0.21)	U (0.21)	U (0.21)	U (0.21)	U (0.21)	U (0.21)	U (0.21)	U (0.21)	U (0.21)	U (0.21)
Chloroethane	12000	U (0.15)	U (0.15)	U (0.15)	U (0.15)	U (0.15)	U (0.15)	U (0.15)	U (0.15)	U (0.15)	U (0.15)	U (0.15)	U (0.15)	U (0.15)	U (0.15)
Chloroform	80	1.6 (0.14)	U (0.14)	0.21 J (0.14)	U (0.14)	0.15 J (0.14)	U (0.14)	U (0.14)	U (0.14)	U (0.14)	U (0.14)	0.23 J (0.14)	U (0.14)	U (0.14)	U (0.14)
Chloromethane	190	U (0.080)	U (0.080)	U (0.080)	U (0.080)	3.1 (0.080)	8.2 (0.080)	U (0.080)	U (0.080)	0.55 (0.080)	U (0.080)	U (0.080)	U (0.080)	0.15 J (0.080)	U (0.080)
Dibromochloromethane	80	U (0.21)	U (0.21)	U (0.21)	U (0.21)	U (0.21)	U (0.21)	U (0.21)	U (0.21)	U (0.21)	U (0.21)	U (0.21)	U (0.21)	U (0.21)	U (0.21)
1,1-Dichloroethane	2.4	U (0.050)	U (0.050)	U (0.050)	U (0.050)	U (0.050)	U (0.050)	U (0.050)	U (0.050)	U (0.050)	U (0.050)	U (0.050)	U (0.050)	U (0.050)	U (0.050)
1,2-Dichloroethane	5	U (0.12)	U (0.12)	U (0.12)	U (0.12)	U (0.12)	U (0.12)	U (0.12)	U (0.12)	U (0.12)	U (0.12)	U (0.12)	U (0.12)	U (0.12)	U (0.12)
1,1-Dichloroethene	7	1.5 (0.20)	1.6 (0.20)	1.8 (0.20)	1.2 (0.20)	U (0.20)	U (0.20)	U (0.20)	U (0.20)	0.32 J (0.20)	3.5 (0.20)	U (0.20)	0.73 J (0.20)	U (0.20)	U (0.20)
cis-1,2-Dichloroethene	70	18.1 (0.080)	13.0 (0.080)	10.5 (0.080)	6.5 (0.080)	3.8 (0.080)	U (0.080)	U (0.080)	U (0.080)	1.6 (0.080)	111 (0.080)	U (0.080)	6.7 (0.080)	0.30 J (0.080)	U (0.080)
trans-1,2-Dichloroethene	100	0.31 J (0.20)	U (0.20)	0.24 J (0.20)	U (0.20)	0.69 J (0.20)	U (0.20)	U (0.20)	U (0.20)	U (0.20)	2.3 (0.20)	U (0.20)	U (0.20)	U (0.20)	U (0.20)
1,2-Dichloropropane	5	U (0.16)	U (0.16)	U (0.16)	U (0.16)	U (0.16)	U (0.16)	U (0.16)	U (0.16)	U (0.16)	U (0.16)	U (0.16)	U (0.16)	U (0.16)	U (0.16)
2-Hexanone	34	U (1.2)	U (1.2)	U (1.2)	U (1.2)	U (1.2)	U (1.2)	U (1.2)	U (1.2)	U (1.2)	U (1.2)	U (1.2)	U (1.2)	U (1.2)	U (1.2)
4-Methyl-2-pentanone	1000	U (0.42)	U (0.42)	U (0.42)	U (0.42)	U (0.42)	U (0.42)	2.6 J (0.42)	U (0.42)	U (0.42)	U (0.42)	U (0.42)	U (0.42)	U (0.42)	U (0.42)
Methylene Chloride	5	U (0.15)	U (0.15)	U (0.15)	U (0.15)	U (0.15)	U (0.15)	U (0.15)	U (0.15)	U (0.15)	U (0.15)	U (0.15)	U (0.15)	U (0.15)	U (0.15)
1,1,2,2-Tetrachloroethane	0.066	U (0.15)	U (0.15)	U (0.15)	U (0.15)	U (0.15)	U (0.15)	U (0.15)	U (0.15)	U (0.15)	U (0.15)	U (0.15)	U (0.15)	U (0.15)	U (0.15)
Tetrachloroethene	5	U (0.10)	U (0.10)	U (0.10)	U (0.10)	U (0.10)	U (0.10)	U (0.10)	U (0.10)	U (0.10)	U (0.10)	U (0.10)	U (0.10)	U (0.10)	U (0.10)
Toluene	1000	0.30 J (0.17)	U (0.17)	U (0.17)	U (0.17)	U (0.17)	U (0.17)	0.23 J (0.17)	U (0.17)	U (0.17)	0.47 J (0.17)	U (0.17)	U (0.17)	U (0.17)	U (0.17)
1,1,1-Trichloroethane	200	U (0.11)	U (0.11)	U (0.11)	U (0.11)	U (0.11)	U (0.11)	U (0.11)	U (0.11)	U (0.11)	U (0.11)	U (0.11)	U (0.11)	U (0.11)	U (0.11)
1,1,2-Trichloroethane	5	U (0.20)	U (0.20)	U (0.20)	U (0.20)	U (0.20)	U (0.20)	U (0.20)	U (0.20)	U (0.20)	U (0.20)	U (0.20)	U (0.20)	U (0.20)	U (0.20)
Trichloroethene	5	278 (0.85)	400 (0.85)	299 (0.85)	179 (0.17)	160 (0.17)	4.2 (0.17)	U (0.17)	U (0.17)	78.6 (0.17)	420 (1.7)	U (0.17)	184 (0.17)	2.0 (0.17)	U (0.17)
Vinyl Chloride	2	0.42 J (0.13)	0.42 J (0.13)	0.55 J (0.13)	0.43 J (0.13)	U (0.13)	U (0.13)	U (0.13)	U (0.13)	0.19 J (0.13)	1.2 (0.13)	U (0.13)	0.24 J (0.13)	U (0.13)	U (0.13)
Metals															
Iron	NE	378 (50.0)	5460 (50.0)	20200 (50.0)	810 (50.0)	117 (50.0)	1040 (50.0)	nm	nm	nm	nm	nm	330 (50.0)	450 (50.0)	14300 (50.0)
Manganese	NE	3190 (5.0)	2220 (5.0)	3700 (5.0)	1340 (5.0)	257 (5.0)	6220 (5.0)	nm	nm	nm	nm	nm	616 (5.0)	43.2 (5.0)	183 (5.0)
Monitored Natural Attenuation Parameters															
Acetic acid	NE	U (1000)	U (1000)	U (1000)	U (1000)	U (10000)	U (1000)	nm	nm	nm	nm	nm	U (1000)	U (1000)	U (1000)
Acetylene	NE	4.8 (0.50)	U (0.50)	1.2 (0.50)	U (0.50)	U (0.50)	U (0.50)	nm	nm	nm	nm	nm	U (0.50)	U (0.50)	U (0.50)
Total Alkalinity	NE	156000 (20000)	113000 (20000)	55200 (20000)	20100 (20000)	178000 (20000)	4300 J (20000)	nm	nm	nm	nm	nm	11600 J (20000)	77200 (20000)	43200 (20000)
Ammonia	NE	U (100)	U (100)	U (100)	U (100)	310 (100)	900 (100)	nm	nm	nm	nm	nm	U (100)	U (100)	U (100)
Bicarbonate Alkalinity	NE	156000 (20000)	113000 (20000)	55200 (20000)	20100 (20000)	178000 (20000)	4300 J (20000)	nm	nm	nm	nm	nm	11600 J (20000)	77200 (20000)	43200 (20000)
Butyric acid	NE	U (1000)	U (1000)	U (1000)	U (1000)	U (10000)	U (1000)	nm	nm	nm	nm	nm	U (1000)	U (1000)	U (1000)
Carbon Dioxide	NE	179000 (20000)	142000 (20000)	228000 (20000)	309000 (20000)	184000 (20000)	U (20000)	nm	nm	nm	nm	nm	U (20000)	117000 (20000)	108000 (20000)
Organic Carbon (total)	NE	1100 (1000)	1800 (1000)	U (1000)	U (1000)	760 (1000)	4100 (1000)	nm	nm	nm	nm	nm	U (1000)	710 J (1000)	640 J (1000)
Carbonate Alkalinity	NE	U (20000)	U (20000)	U (20000)	U (20000)	U (20000)	U (20000)	nm	nm	nm	nm	nm	U (20000)	U (20000)	U (20000)
Chloride	NE	170000 (20000)	210000 (20000)	226000 (20000)	249000 (20000)	305000 (50000)	176000 (20000)	nm	nm	nm	nm	nm	267000 (20000)	5300 (1000)	7400 (1000)
Iron, Ferric	NE	380 (200)	5400 (200)	20200 (200)	400 (200)	U (200)	1000 (200)	nm	nm	nm	nm	nm	330 (200)	450 (200)	14100 (200)
Nitrogen	NE	U (100)	54 J (100)	U (100)	U (100)	980 (100)	1100 (100)	nm	nm	nm	nm	nm	39 J (100)	1500 (100)	800 (100)
Nitrogen, Nitrate (As N)	NE	U (100)	54 J (100)	U (100)	U (100)	980 (100)	1100 (100)	nm	nm	nm	nm	nm	39 J (100)	1500 (100)	800 (100)
Nitrogen, Nitrite	NE	U (100)	U (100)	U (100)	U (100)	U (100)	U (100)	nm	nm	nm	nm	nm	U (100)	U (100)	U (100)
pH [pH units]	NE	6.9 (0.10)	6.7 (0.10)	5.8 (0.10)	5.1 (0.10)	7.1 (0.10)	4.5 (0.10)	nm	nm	nm	nm	nm	5.1 (0.10)	6.5 (0.10)	6.1 (0.10)
Phosphates (total)	NE	U (310)	U (310)	U (310)	U (310)	3500 (310)	U (310)	nm	nm	nm	nm	nm	U (310)	U (310)	U (310)
Propionic Acid	NE	U (1000)	U (1000)	U (1000)	U (1000)	U (10000)	U (1000)	nm	nm	nm	nm	nm	U (1000)	U (1000)	U (1000)
Sulfide (total)	NE	U (50)	U (50)	U (50)	U (50)	U (50)	U (50)	nm	nm	nm	nm	nm	U (50)	U (50)	U (50)
Sulfate	NE	25000 (2000)	23200 (2000)	530 J (1000)	1700 (1000)	527000 (50000)	1530000 (200000)	nm	nm	nm	nm	nm	1700 (1000)	24000 (2000)	1800 (1000)
Gases															
Methane	NE	9.2 (0.50)	14 (0.50)	270 (0.50)	44 (0.50)	32 (0.50)	29 (0.50)	nm	nm	nm	nm	nm	14 (0.50)	1.2 (0.50)	0.75 (0.50)
Ethane	NE	0.85 (0.10)	0.46 (0.10)	1.9 (0.10)	U (0.10)	U (0.10)	0.19 (0.10)	nm	nm	nm	nm	nm	U (0.10)	0.19 (0.10)	U (0.10)
Ethene	NE	2.5 (0.10)	0.83 (0.10)	3.9 (0.10)	U (0.10)	0.22 (0.10)	1.4 (0.10)	nm	nm	nm	nm	nm	0.14 (0.10)	0.83 (0.10)	U (0.10)
HYDROGEN (H2) [nM][4]	NE	2.2 (0.60)	2.3 (0.60)	5.4 (0.60)	1.6 (0.60)	150 d (4.8)	150 d (12)	nm	nm	nm	nm	nm	1.8 (0.60)	2.2 (0.60)	3.0 (0.60)
Molecular Analyses															
BAV1 Vinyl Chloride Reductase [cells/mL]	NE	U (0.5)	U (0.5)	U (0.5)	U (0.5)	U (0.5)	U (1)	nm	nm	nm	nm	nm	0.4 J (0.5)	U (0.5)	U (0.5)
Dehalococcoides (DHC) [cells/mL]	NE	1 (0.5)	20 (0.5)	5.9 (0.5)	11.1 (0.5)	U (0.5)	36.9 (1)	nm	nm	nm	nm	nm	25.4 (0.5)	U (0.5)	U (0.5)
tceA Reductase [cells/mL]	NE	U (0.5)	U (0.5)	U (0.5)	U (0.5)	U (0.5)	U (1)	nm	nm	nm	nm	nm	U (0.5)	U (0.5)	U (0.5)
Vinyl Chloride Reductase (vrcA) [cells/mL]	NE	U (0.5)	U (0.5)	U (0.5)	U (0.5)	U (0.5)	U (1)	nm	nm	nm	nm	nm	U (0.5)	U (0.5)	U (0.5)

Notes:

1 All concentrations are presented in ug/L except where noted.
2 Only compounds with at least one detection are shown, with the exception of Monitored Natural Attenuation Parameters, for which all
3 Concentrations that exceed the Remedial Action Levels per ADEQ RADD Issued Dec 2013 are double underlined.
4 Concentration presented in nM = nanomolar. Sampling Method - Bubble
U = Not detected
J = Estimated concentration
d = The analyte concentration was determined from a dilution.
( ) = Method detection limit for VOCs; reporting limit for all other parameters
* = Sampled on different day than other parameters with different method
RADD = Remedial action decision document
ADEQ = Arkansas Department of Environmental Quality
VOC = Volatile organic compounds
µg/L = Micrograms per Liter
mL = Milliliters
NE = Not established
nm = Not measured

Onsite Wells
Offsite Wells
Plume Boundary Wells

TABLE 8
SUMMARY OF MONITORING WELL GROUNDWATER SAMPLE ANALYTICAL RESULTS (FOURTH QUARTER 2015)
Whirlpool Facility - Fort Smith, Arkansas

Location	Remedial Action Levels per ADEQ RADD Issued Dec 2013	MW-185	MW-186	MW-187	MW-188	MW-189	MW-190	MW-191	MW-192	MW-193	TMW-10	TMW-11
ENVIRON Sample ID		MW-185-201510	MW-186-201510	MW-187-201510	MW-188-201510	MW-189-201510	MW-190-201510	MW-191-201510	MW-192-201510	MW-193-201510	TMW-10-201510	TMW-11-201510
Lab Sample ID(s)		021MJ02, 169960005, 60204296004	021MJ03, 169960004, 60204296003	021MJ01, 169960002, 60204296001	021MJ04, 169960003, 60204296002	021MJ06, 169960007, 60204296006	021MJ05, 169960006, 60204296005	021MJ09, 169960010, 60204296009	021MJ08, 169960009, 60204296008	021MJ035, 169960016, 60204443006	60204791002	60204791001
Sample Date		10/5/2015	10/5/2015	10/5/2015	10/5/2015	10/5/2015	10/5/2015	10/5/2015	10/5/2015	10/6/2015	10/8/2015	10/8/2015
Sample Method		Low Flow	Low Flow	Low Flow	Low Flow	Low Flow	Low Flow	Low Flow	Low Flow	Low Flow	Low Flow	Low Flow
Comments												
Volatile Organic Compounds												
Acetone	12000	U (1.9)	U (1.9)	U (1.9)	U (1.9)	U (1.9)	2.3 (1.9)	U (1.9)	U (1.9)	U (1.9)	3.4 J (1.9)	104 (1.9)
Benzene	5	U (0.060)	U (0.060)	U (0.060)	U (0.060)	U (0.060)	0.68 J (0.060)	U (0.060)	U (0.060)	U (0.060)	U (0.060)	0.27 J (0.060)
Bromodichloromethane	80	U (0.19)	U (0.19)	U (0.19)	U (0.19)	U (0.19)	U (0.19)	U (0.19)	U (0.19)	U (0.19)	U (0.19)	U (0.19)
Bromoform	80	U (0.070)	U (0.070)	U (0.070)	U (0.070)	U (0.070)	U (0.070)	U (0.070)	U (0.070)	U (0.070)	U (0.070)	U (0.070)
Bromomethane	7	U (0.16)	U (0.16)	1.2 J (0.16)	U (0.16)	U (0.16)	U (0.16)	U (0.16)	1.1 J (0.16)	U (0.16)	U (0.16)	U (0.16)
2-Butanone	4900	U (0.59)	U (0.59)	U (0.59)	U (0.59)	U (0.59)	U (0.59)	U (0.59)	U (0.59)	U (0.59)	3.6 J (0.59)	135 (0.59)
Carbon Disulfide	720	U (0.12)	U (0.12)	U (0.12)	U (0.12)	0.14 J (0.12)	U (0.12)	U (0.12)	U (0.12)	U (0.12)	U (0.12)	0.92 J (0.12)
Carbon Tetrachloride	5	U (0.18)	U (0.18)	U (0.18)	U (0.18)	U (0.18)	U (0.18)	U (0.18)	U (0.18)	U (0.18)	U (0.18)	U (0.18)
Chlorobenzene	100	U (0.21)	U (0.21)	U (0.21)	U (0.21)	U (0.21)	U (0.21)	U (0.21)	U (0.21)	U (0.21)	U (0.21)	U (0.21)
Chloroethane	12000	U (0.15)	U (0.15)	U (0.15)	U (0.15)	U (0.15)	U (0.15)	U (0.15)	U (0.15)	U (0.15)	U (0.15)	U (0.15)
Chloroform	80	U (0.14)	0.21 J (0.14)	0.58 J (0.14)	U (0.14)	0.37 J (0.14)	0.15 J (0.14)	U (0.14)	1.1 (0.14)	U (0.14)	U (0.14)	U (0.14)
Chloromethane	190	U (0.080)	U (0.080)	U (0.080)	U (0.080)	U (0.080)	U (0.080)	U (0.080)	U (0.080)	U (0.080)	U (0.080)	U (0.080)
Dibromochloromethane	80	U (0.21)	U (0.21)	U (0.21)	U (0.21)	U (0.21)	U (0.21)	U (0.21)	U (0.21)	U (0.21)	U (0.21)	U (0.21)
1,1-Dichloroethane	2.4	U (0.050)	0.53 J (0.050)	U (0.050)	U (0.050)	0.35 J (0.050)	U (0.050)	U (0.050)	U (0.050)	U (0.050)	U (0.050)	U (0.050)
1,2-Dichloroethane	5	U (0.12)	U (0.12)	U (0.12)	U (0.12)	U (0.12)	U (0.12)	U (0.12)	U (0.12)	U (0.12)	U (0.12)	U (0.12)
1,1-Dichloroethene	7	U (0.20)	0.26 J (0.20)	U (0.20)	U (0.20)	0.95 J (0.20)	U (0.20)	U (0.20)	U (0.20)	U (0.20)	U (0.20)	U (0.20)
cis-1,2-Dichloroethene	70	U (0.080)	2.4 (0.080)	0.21 J (0.080)	U (0.080)	4.5 (0.080)	U (0.080)	U (0.080)	U (0.080)	U (0.080)	1.1 (0.080)	U (0.080)
trans-1,2-Dichloroethene	100	U (0.20)	U (0.20)	U (0.20)	U (0.20)	U (0.20)	U (0.20)	U (0.20)	U (0.20)	U (0.20)	U (0.20)	U (0.20)
1,2-Dichloropropane	5	U (0.16)	U (0.16)	U (0.16)	U (0.16)	U (0.16)	U (0.16)	U (0.16)	U (0.16)	U (0.16)	U (0.16)	U (0.16)
2-Hexanone	34	U (1.2)	U (1.2)	U (1.2)	U (1.2)	U (1.2)	U (1.2)	U (1.2)	U (1.2)	U (1.2)	U (1.2)	U (1.2)
4-Methyl-2-pentanone	1000	U (0.42)	U (0.42)	U (0.42)	U (0.42)	U (0.42)	U (0.42)	U (0.42)	U (0.42)	U (0.42)	U (0.42)	4.0 J (0.42)
Methylene Chloride	5	U (0.15)	U (0.15)	U (0.15)	U (0.15)	U (0.15)	U (0.15)	U (0.15)	U (0.15)	U (0.15)	U (0.15)	0.66 (0.15)
1,1,2,2-Tetrachloroethane	0.066	U (0.15)	U (0.15)	U (0.15)	U (0.15)	U (0.15)	U (0.15)	U (0.15)	U (0.15)	U (0.15)	U (0.15)	U (0.15)
Tetrachloroethene	5	U (0.10)	U (0.10)	U (0.10)	U (0.10)	U (0.10)	U (0.10)	U (0.10)	U (0.10)	U (0.10)	U (0.10)	U (0.10)
Toluene	1000	U (0.17)	U (0.17)	U (0.17)	U (0.17)	U (0.17)	U (0.17)	U (0.17)	U (0.17)	U (0.17)	U (0.17)	0.46 J (0.17)
1,1,1-Trichloroethane	200	U (0.11)	U (0.11)	U (0.11)	U (0.11)	U (0.11)	U (0.11)	U (0.11)	U (0.11)	U (0.11)	U (0.11)	U (0.11)
1,1,2-Trichloroethane	5	U (0.20)	U (0.20)	U (0.20)	U (0.20)	U (0.20)	U (0.20)	U (0.20)	U (0.20)	U (0.20)	U (0.20)	U (0.20)
Trichloroethene	5	U (0.17)	1.2 (0.17)	U (0.17)	U (0.17)	4.1 (0.17)	U (0.17)	U (0.17)	U (0.17)	U (0.17)	102 (0.17)	14.3 (0.17)
Vinyl Chloride	2	U (0.13)	U (0.13)	U (0.13)	U (0.13)	0.14 J (0.13)	U (0.13)	U (0.13)	U (0.13)	U (0.13)	U (0.13)	U (0.13)
Metals												
Iron	NE	7480 (50.0)	65.5 (50.0)	6290 (50.0)	2260 (50.0)	1420 (50.0)	4010 (50.0)	324 (50.0)	821 (50.0)	736 (50.0)	nm	nm
Manganese	NE	151 (5.0)	228 (5.0)	703 (5.0)	239 (5.0)	270 (5.0)	193 (5.0)	267 (5.0)	484 (5.0)	3630 (5.0)	nm	nm
Monitored Natural Attenuation Parameters												
Acetic acid	NE	U (1000)	U (1000)	U (1000)	U (1000)	U (1000)	U (1000)	U (1000)	U (1000)	U (1000)	nm	nm
Acetylene	NE	U (0.50)	U (0.50)	U (0.50)	U (0.50)	U (0.50)	U (0.50)	U (0.50)	U (0.50)	U (0.50)	nm	nm
Total Alkalinity	NE	59000 (20000)	81900 (20000)	96100 (20000)	107000 (20000)	78900 (20000)	88000 (20000)	58600 (20000)	37400 (20000)	59400 (20000)	nm	nm
Ammonia	NE	U (100)	U (100)	110 (100)	U (100)	U (100)	70 J (100)	U (100)	U (100)	U (100)	nm	nm
Bicarbonate Alkalinity	NE	59000 (20000)	81900 (20000)	96100 (20000)	107000 (20000)	78900 (20000)	88000 (20000)	58600 (20000)	37400 (20000)	59400 (20000)	nm	nm
Butyric acid	NE	U (1000)	U (1000)	U (1000)	U (1000)	U (1000)	U (1000)	U (1000)	U (1000)	U (1000)	nm	nm
Carbon Dioxide	NE	95700 (20000)	218000 (20000)	203000 (20000)	186000 (20000)	171000 (20000)	137000 (20000)	104000 (20000)	106000 (20000)	198000 (20000)	nm	nm
Organic Carbon (total)	NE	U (1000)	520 J (1000)	U (1000)	U (1000)	U (1000)	530 J (1000)	U (1000)	U (1000)	730 J (1000)	nm	nm
Carbonate Alkalinity	NE	U (20000)	U (20000)	U (20000)	U (20000)	U (20000)	U (20000)	U (20000)	U (20000)	U (20000)	nm	nm
Chloride	NE	6300 (1000)	81300 (10000)	93600 (10000)	131000 (20000)	67200 (5000)	22100 (5000)	10000 (1000)	9700 (1000)	10600 (1000)	nm	nm
Iron, Ferric	NE	7400 (200)	U (200)	6000 (200)	2200 (200)	U (200)	810 (200)	U (200)	820 (200)	740 (200)	nm	nm
Nitrogen	NE	740 (100)	9300 (500)	2400 (100)	3200 (100)	2800 (100)	1400 (100)	3700 (100)	1300 (100)	780 (100)	nm	nm
Nitrogen, Nitrate (As N)	NE	740 (100)	9300 (500)	2300 (100)	3200 (100)	2700 (100)	1400 (100)	3700 (100)	1200 (100)	780 (100)	nm	nm
Nitrogen, Nitrite	NE	U (100)	U (500)	120 (100)	U (100)	110 (100)	U (100)	U (100)	50 J (100)	U (100)	nm	nm
pH [pH units]	NE	6.4 (0.10)	6.0 (0.10)	6.2 (0.10)	6.4 (0.10)	6.2 (0.10)	6.5 (0.10)	6.4 (0.10)	6.0 (0.10)	5.9 (0.10)	nm	nm
Phosphates (total)	NE	U (310)	U (310)	U (310)	U (310)	U (310)	U (310)	U (310)	U (310)	U (310)	nm	nm
Propionic Acid	NE	U (1000)	U (1000)	U (1000)	U (1000)	U (1000)	U (1000)	U (1000)	U (1000)	U (1000)	nm	nm
Sulfide (total)	NE	U (50)	U (50)	U (50)	U (50)	U (50)	U (50)	U (50)	U (50)	U (50)	nm	nm
Sulfate	NE	8000 (1000)	102000 (10000)	33100 (2000)	21800 (2000)	11300 (1000)	7000 (1000)	6100 (1000)	3300 (1000)	41900 (5000)	nm	nm
Gases												
Methane	NE	1.4 (0.50)	1.0 (0.50)	18 (0.50)	1.5 (0.50)	6.5 (0.50)	4.5 (0.50)	4.2 (0.50)	11 (0.50)	9.0 (0.50)	nm	nm
Ethane	NE	0.15 (0.10)	0.14 (0.10)	5.4 (0.10)	0.59 (0.10)	2.3 (0.10)	1.5 (0.10)	1.2 (0.10)	3.3 (0.10)	1.4 (0.10)	nm	nm
Ethene	NE	U (0.10)	0.14 (0.10)	3.9 (0.10)	0.50 (0.10)	1.0 (0.10)	0.97 (0.10)	0.78 (0.10)	2.3 (0.10)	1.2 (0.10)	nm	nm
HYDROGEN (H2) [nM][4]	NE	nm	2.0 (0.60)	17 (0.60)	2.7 (0.60)	6.2 (0.60)	4.8 (0.60)	7.5 (0.60)	2.8 (0.60)	nm	nm	nm
Molecular Analyses												
BAV1 Vinyl Chloride Reductase [cells/mL]	NE	U (0.5)	U (0.5)	U (1.25)	U (0.5)	U (0.5)	U (0.5)	TCE = Trichloroethylene	U (0.5)	U (0.5)	nm	nm
Dehalococcoides (DHC) [cells/mL]	NE	U (0.5)	U (0.5)	U (1.25)	U (0.5)	U (0.5)	U (0.5)	U (0.5)	U (0.5)	U (0.5)	nm	nm
tceA Reductase [cells/mL]	NE	U (0.5)	U (0.5)	U (1.25)	U (0.5)	U (0.5)	U (0.5)	U (0.5)	U (0.5)	U (0.5)	nm	nm
Vinyl Chloride Reductase (vrcA) [cells/mL]	NE	U (0.5)	U (0.5)	U (1.25)	U (0.5)	U (0.5)	U (0.5)	U (0.5)	U (0.5)	U (0.5)	nm	nm

Notes:

1 All concentrations are presented in ug/L except where noted.
2 Only compounds with at least one detection are shown, with the exception of Monitored Natural Attenuation Parameters, for which all
3 Concentrations that exceed the Remedial Action Levels per ADEQ RADD Issued Dec 2013 are double underlined.
4 Concentration presented in nM = nanomolar. Sampling Method - Bubble
U = Not detected
J = Estimated concentration
d = The analyte concentration was determined from a dilution.
( ) = Method detection limit for VOCs; reporting limit for all other parameters
* = Sampled on different day than other parameters with different method
RADD = Remedial action decision document
ADEQ = Arkansas Department of Environmental Quality
VOC = Volatile organic compounds
µg/L = Micrograms per Liter
mL = Milliliters
NE = Not established
nm = Not measured

Onsite Wells
Offsite Wells
Plume Boundary Wells

TABLE 9
MNA PARAMETER SUMMARY
Whirlpool Facility - Fort Smith, Arkansas

Well ID	Date	BAV1 Vinyl Chloride Reductase (cells/mL)	Dehalococcoides (DHC) (cells/mL)	tceA Reductase (cells/mL)	Dissolved Oxygen (mg/L)	Oxidation Reduction Potential (mV)	pH
ITMW-1	3/8/2014	NA	NA	NA	2.28	9.6	5.99
ITMW-1	3/28/2014	U	U	U	2.05	215.7	5.8
ITMW-1	5/13/2014	U	U	U	2.61	284	5.9
ITMW-1	7/30/2014	U	7.8	0.7	1.09	-24.1	6
ITMW-1	10/15/2014	U	4.3	0.6	0.54	322.1	6
ITMW-1	1/14/2015	U	1	U	1.82	152.7	5.86
ITMW-1	4/15/2015	NA	NA	NA	1.87	-75	6
ITMW-1	7/22/2015	U	0.7	U	0.58	166.7	5.99
ITMW-1	10/7/2015	U	0.6	U	0.51	79.6	5.95
ITMW-2	3/6/2014	U	U	U	2.16	475.3	6 H6
ITMW-2	3/6/2014	NA	NA	NA	NA	NA	NA
ITMW-2	5/13/2014	U	U	U	1.89	288	5.9
ITMW-2	7/30/2014	U	6.5	0.3 J	0.79	74.4	6
ITMW-2	10/15/2014	U	U	U	NA	NA	6
ITMW-2	1/13/2015	U	U	U	NA	NA	6
ITMW-2	4/15/2015	U	U	U	NA	NA	5.9
ITMW-2	7/22/2015	U	U	U	0.36	155.7	5.94
ITMW-2	10/6/2015	U	U	U	0.31	67	5.95
ITMW-4	3/6/2014	U	U	U	0.29	38.3	6.6 H6
ITMW-4	5/13/2014	NA	NA	NA	0.2	81.3	6.3
ITMW-4	7/30/2014	U	2.1	U	0.56	-5.7	6.2
ITMW-4	10/16/2014	U	0.6	0.2 J	NA	NA	6.4
ITMW-4	1/13/2015	U	7.1	U	NA	NA	6.4
ITMW-4	4/14/2015	0.8	5.4	U	NA	NA	6.2
ITMW-4	7/22/2015	U	2	0.5 J	0.59	-2.8	6.21
ITMW-4	10/7/2015	U	5.6	U	0.2	-19.1	6.5
ITMW-6	3/6/2014	U	U	U	2.17	534.1	6.2 H6
ITMW-6	5/13/2014	NA	NA	NA	1.84	361.1	5.9
ITMW-6	7/30/2014	U	4.7	0.617	1.51	610.8	5.6
ITMW-6	10/15/2014	U	U	U	NA	NA	5.8
ITMW-6	1/13/2015	U	U	U	NA	NA	6.1
ITMW-6	4/14/2015	U	U	U	NA	NA	6.1
ITMW-6	7/22/2015	U	U	U	1.10	491.4	6.12
ITMW-6	10/7/2015	U	U	U	0.39	447.6	6
ITMW-7	3/8/2014	NA	NA	NA	0.9	16	4.98
ITMW-7	3/30/2014	U	0.5	U	NA	NA	4.8
ITMW-7	5/14/2014	U	U	U	0.74	-129.9	4.6
ITMW-7	7/30/2014	U	U	U	0.37	313.4	5
ITMW-7	10/15/2014	4	46.9	2	0.34	221.3	5
ITMW-7	1/14/2015	U	U	U	0.85	182.7	4.9
ITMW-7	4/14/2015	U	U	U	7.50	207.8	5
ITMW-7	7/22/2015	U	U	U	2.77	301.2	4.97
ITMW-7	10/8/2015	U	U	U	0.24	292.9	5.02

TABLE 9
MNA PARAMETER SUMMARY
Whirlpool Facility - Fort Smith, Arkansas

Well ID	Date	BAV1 Vinyl Chloride Reductase (cells/mL)	Dehalococcoides (DHC) (cells/mL)	tceA Reductase (cells/mL)	Dissolved Oxygen (mg/L)	Oxidation Reduction Potential (mV)	pH
ITMW-9	3/8/2014	NA	NA	NA	4.42	48.2	5.97
ITMW-9	3/30/2014	U	U	U	NA	NA	6
ITMW-9	5/14/2014	U	U	U	2.31	278.5	5.6
ITMW-9	7/30/2014	U	U	U	1.15	261.1	5.3
ITMW-9	10/15/2014	U	U	U	0.99	155.5	5.89
ITMW-9	1/13/2015	U	U	U	0.83	62.3	6.1
ITMW-9	4/15/2015	U	U	U	2.37	206	5.8
ITMW-9	7/21/2015	U	U	U	2.33	111.8	5.3
ITMW-9	10/7/2015	U	U	U	1.41	327.4	5.9
ITMW-10	3/6/2014	NA	NA	NA	2.3	578.7	6.12
ITMW-10	3/30/2014	U	U	U	NA	NA	5.9
ITMW-10	5/14/2014	NA	NA	NA	3.56	95.7	5.8
ITMW-10	7/30/2014	U	6.6	U	1.09	606.7	5.4
ITMW-10	10/15/2014	U	U	U	0.87	115.4	5.7
ITMW-10	1/14/2015	U	U	U	0.63	145.7	5.7
ITMW-10	4/15/2015	U	U	U	2.64	139.8	6.2
ITMW-10	7/22/2015	U	U	U	1.07	580.9	5.2
ITMW-10	10/7/2015	U	U	U	1.15	231.1	5.82
ITMW-11	3/8/2014	NA	NA	NA	1.99	515.3	6.56
ITMW-11	3/30/2014	U	U	U	NA	NA	6.3
ITMW-11	5/15/2014	U	U	U	1.38	211.5	6.4
ITMW-11	7/31/2014	U	0.6	U	0.46	127.9	6.2
ITMW-11	10/15/2014	U	0.3 J	U	0.27	121	5.8
ITMW-11	1/15/2015	U	U	U	2.75	572.5	4.8
ITMW-11	4/15/2015	U	U	U	7.24	510.6	2.7
ITMW-11	7/22/2015	U	1.4	U	0.44	155.8	6.2
ITMW-11	10/7/2015	U	0.6	0.5 J	0.35	180.6	6.37
ITMW-12	3/8/2014	NA	NA	NA	1.85	581.4	6.12
ITMW-12	3/30/2014	U	U	U	NA	NA	6
ITMW-12	5/14/2014	U	U	U	0.78	259	5.8
ITMW-12	7/31/2014	U	1	U	0.35	289.2	6.1
ITMW-12	10/15/2014	U	0.3 J	U	0.83	116.3	6
ITMW-12	1/15/2015	U	U	U	0.94	361.5	5.8
ITMW-12	4/15/2015	U	U	U	3.34	447.8	5.8
ITMW-12	7/23/2015	U	U	U	3.06	317	5.8
ITMW-12	10/7/2015	U	U	U	0.83	233.9	5.85
ITMW-13	3/8/2014	NA	NA	NA	2.34	565.3	6.1
ITMW-13	3/28/2014	U	U	U	NA	NA	6.1
ITMW-13	5/14/2014	U	U	U	2.07	-71.6	5.3
ITMW-13	7/30/2014	U	3.9	U	0.31	240.9	6
ITMW-13	10/15/2014	U	U	U	1.24	76	6
ITMW-13	1/14/2015	U	U	U	1.54	135.2	6.1
ITMW-13	4/15/2015	U	U	U	1.34	-86.5	6
ITMW-13	7/22/2015	U	1.1	U	0.19	-3.4	6.0
ITMW-13	10/7/2015	U	U	U	0.4	180.6	6.1

TABLE 9
MNA PARAMETER SUMMARY
Whirlpool Facility - Fort Smith, Arkansas

Well ID	Date	BAV1 Vinyl Chloride Reductase (cells/mL)	Dehalococcoides (DHC) (cells/mL)	tceA Reductase (cells/mL)	Dissolved Oxygen (mg/L)	Oxidation Reduction Potential (mV)	pH
ITMW-14	3/8/2014	NA	NA	NA	1.69	465.6	6.33
ITMW-14	3/28/2014	U	U	U	NA	NA	5.8
ITMW-14	5/14/2014	U	U	U	3.04	90.6	5.5
ITMW-14	7/30/2014	U	U	U	0.49	182.2	5.8
ITMW-14	10/15/2014	U	U	U	NA	NA	5.9
ITMW-14	1/14/2015	U	6.4	U	NA	NA	5.8
ITMW-14	4/15/2015	U	U	U	NA	NA	6.1
ITMW-14	7/22/2015	U	U	U	0.6	-45.4	6.1
ITMW-14	10/7/2015	U	U	U	0.43	168.3	6.22
ITMW-15	3/8/2014	NA	NA	NA	5.28	-105.4	11.99
ITMW-15	3/30/2014	U	U	U	NA	NA	11.7
ITMW-15	5/14/2014	U	U	U	7.11	85.9	11.3
ITMW-15	7/30/2014	U	2.1	U	0.72	131.4	7.2
ITMW-15	10/16/2014	U	1.4	U	2.99	138.2	7
ITMW-15	1/15/2015	U	U	U	4.70	385.9	6.47
ITMW-15	4/15/2015	U	U	U	4.98	49.4	7
ITMW-15	7/22/2015	U	U	U	3.65	25.8	11.1
ITMW-15	10/8/2015	U	U	U	287.9	377	5.82
ITMW-16	3/7/2014	U	U	U	3.33	256.8	6.7 H6
ITMW-16	5/13/2014	U	U	U	7.43	208.3	6.4
ITMW-16	7/30/2014	U	6.3	U	0.42	172.6	5.8
ITMW-16	10/15/2014	U	1.4 J	0.4 J	NA	NA	7
ITMW-16	1/14/2015	U	4.9	U	NA	NA	6.9
ITMW-16	4/14/2015	U	0.6	U	NA	NA	6.5
ITMW-16	7/22/2015	U	0.5 J	U	5.63	239.1	6.3
ITMW-16	10/7/2015	U	8.6	U	0.39	21.2	6.39
ITMW-17	3/8/2014	NA	NA	NA	5.58	584.4	5.34
ITMW-17	3/30/2014	U	U	U	NA	NA	5.1
ITMW-17	5/15/2014	U	U	U	4.21	316.8	5.4
ITMW-17	7/30/2014	U	U	U	3.16	-8	5.3
ITMW-17	10/16/2014	U	U	U	0.28	307.4	5
ITMW-17	1/15/2015	0.9	2.7	U	11.68	287	5.8
ITMW-17	4/15/2015	U	U	U	12.69	39.3	5.3
ITMW-17	7/22/2015	U	U	U	2.62	207.8	4.5
ITMW-17	10/8/2015	U	1.5	U	8.1	360.5	4.92
ITMW-18	3/8/2014	NA	NA	NA	1.91	510.3	5.57
ITMW-18	3/30/2014	U	U	U	NA	NA	5.4
ITMW-18	3/30/2014	NA	NA	NA	NA	NA	5.4
ITMW-18	5/15/2014	U	U	U	1.79	179.6	5.9
ITMW-18	7/31/2014	1	1.4	U	0.37	455.8	5.8
ITMW-18	10/15/2014	U	U	U	2.15	237.6	5.8
ITMW-18	1/15/2015	U	U	U	6.40	151.5	10.1
ITMW-18	4/16/2015	3.9	37.1	1.1	5.90	497.5	5.8
ITMW-18	7/23/2015	U	4.4	U	0.41	283.6	5.7
ITMW-18	10/8/2015	U	5.2	0.7	0.63	500.4	5.44

TABLE 9
MNA PARAMETER SUMMARY
Whirlpool Facility - Fort Smith, Arkansas

Well ID	Date	BAV1 Vinyl Chloride Reductase (cells/mL)	Dehalococcoides (DHC) (cells/mL)	tceA Reductase (cells/mL)	Dissolved Oxygen (mg/L)	Oxidation Reduction Potential (mV)	pH
ITMW-19	3/8/2014	NA	NA	NA	5.09	56.5	6.62
ITMW-19	3/30/2014	U	U	U	NA	NA	6.5
ITMW-19	5/15/2014	U	U	U	3.42	228.6	6.7
ITMW-19	7/31/2014	U	U	U	1.16	160.4	6.1
ITMW-19	10/16/2014	U	U	U	0.31	184.2	6.3
ITMW-19	1/15/2015	U	U	U	15.89	419.6	8.4
ITMW-19	4/15/2015	U	U	U	6.70	257.7	11.2
ITMW-19	7/23/2015	U	3.3	U	29.04	454.1	6.3
ITMW-19	10/8/2015	U	0.8	0.5	4.99	406.5	6.96
ITMW-20	3/5/2014	U	U	U	4.58	111.9	9.9 H6
ITMW-20	5/12/2014	U	U	U	3.11	203.8	6.7
ITMW-20	7/30/2014	U	1.7	U	1.83	158.4	6.6
ITMW-20	10/15/2014	U	U	U	NA	NA	6.4
ITMW-20	1/12/2015	U	U	U	NA	NA	6.3
ITMW-20	4/13/2015	U	U	U	NA	NA	6.5
ITMW-20	7/22/2015	U	U	U	2.93	183.2	6.2
ITMW-20	10/7/2015	U	U	U	0.49	103.6	5.98
ITMW-21	3/6/2014	NA	NA	NA	3.76	199.1	5.11
ITMW-21	3/28/2014	U	U	U	NA	NA	5
ITMW-21	5/14/2014	U	U	U	2.51	309.7	4.9
ITMW-21	7/30/2014	U	1.7	U	1.14	488.5	4.6
ITMW-21	10/15/2014	U	U	U	0.34	330.1	4.9
ITMW-21	1/14/2015	U	U	U	3.66	171	5.1
ITMW-21	4/14/2015	U	U	U	3.76	186.7	5.2
ITMW-21	7/22/2015	U	0.2 J	U	6.74	171.2	4.6
ITMW-21	10/8/2015	U	0.3 J	U	0.29	354	4.87
IW-72	3/6/2014	U	U	U	4.21	690	6.1 H6
IW-72	5/12/2014	U	U	U	4	672.4	5.9
IW-72	7/29/2014	U	3.3	0.2 J	2.15	745.6	5.5
IW-72	10/13/2014	U	U	U	NA	NA	6
IW-72	1/12/2015	U	U	U	NA	NA	6
IW-72	4/15/2015	U	U	U	NA	NA	6
IW-72	7/20/2015	U	U	U	NA	NA	5.8
IW-72	10/6/2015	U	U	U	1.34	690.1	5.92
IW-73	3/7/2014	NA	NA	NA	2.5	256.6	5.94
IW-73	3/27/2014	1.27	1.4	U	NA	NA	5.8
IW-73	5/14/2014	183	1040	U	2.45	185.7	6.4
IW-73	7/29/2014	4610	21700	U	0.41	-23.7	5.9
IW-73	10/14/2014	990	2380	U	1.91	47.5	6.6
IW-73	1/14/2015	274	3530	0.3 J	0.38	83.6	6.1
IW-73	4/15/2015	137	528	U	0.43	157.1	5.8
IW-73	7/21/2015	122	702	U	0.48	28.7	5.5
IW-73	10/6/2015	45.8	1660	U	0.29	66.3	5.81

TABLE 9
MNA PARAMETER SUMMARY
Whirlpool Facility - Fort Smith, Arkansas

Well ID	Date	BAV1 Vinyl Chloride Reductase (cells/mL)	Dehalococcoides (DHC) (cells/mL)	tceA Reductase (cells/mL)	Dissolved Oxygen (mg/L)	Oxidation Reduction Potential (mV)	pH
IW-74	3/7/2014	NA	NA	NA	18.2	288.1	5.88
IW-74	3/28/2014	4.5	17.7	U	NA	NA	5.8
IW-74	3/30/2014	NA	NA	NA	NA	NA	5
IW-74	5/14/2014	247	554	U	1.23	192.3	5.9
IW-74	7/29/2014	13.5	64	2	0.46	113.8	5.8
IW-74	10/14/2014	0.5	1.1	U	0.77	40.5	5.9
IW-74	1/14/2015	6.8	120	U	0.50	138.4	5.9
IW-74	4/15/2015	298	1140	U	1.07	343.6	5.9
IW-74	7/21/2015	495	2400	U	1.02	102	5.6
IW-74	10/6/2015	14.3	260	U	0.46	292.6	5.85
IW-76	3/8/2014	NA	NA	NA	1.39	683.1	5.46
IW-76	3/27/2014	U	U	U	NA	NA	5.3
IW-76	5/14/2014	U	U	U	1.81	735.1	5.2
IW-76	7/29/2014	U	23.7	0.8	0.58	727.2	5.2
IW-76	10/15/2014	U	U	U	0.22	694.4	5.2
IW-76	1/14/2015	U	U	U	0.82	321.9	5.1
IW-76	4/15/2015	U	U	U	1.37	124.5	5.5
IW-76	7/21/2015	U	U	U	0.38	122.7	5.1
IW-76	10/6/2015	U	U	U	0.45	758.2	4.83
IW-77	3/8/2014	NA	NA	NA	1.43	512.1	5.52
IW-77	3/26/2014	U	U	U	NA	NA	4.9
IW-77	5/14/2014	0.7	1.4	U	0.13	85.8	5.5
IW-77	7/29/2014	U	4.7	1.6	0.6	264.4	6.7
IW-77	10/15/2014	U	U	U	0.85	464.2	5.9
IW-77	1/14/2015	U	U	U	0.37	357.4	5.9
IW-77	4/14/2015	U	U	U	0.67	175.5	5.6
IW-77	7/21/2015	U	U	U	0.43	237.4	5.8
IW-77	10/6/2015	U	U	U	1.25	224.7	12.69
IW-80	3/8/2014	NA	NA	NA	1.32	633.9	5.78
IW-80	3/26/2014	U	U	U	NA	NA	6
IW-80	5/13/2014	U	U	U	1.61	581.7	5.9
IW-80	7/30/2014	U	U	U	2.19	345.8	6.4
IW-80	10/14/2014	U	U	U	1.50	379.2	6.6
IW-80	1/13/2015	U	U	U	2.13	446.2	6.3
IW-80	4/14/2015	U	U	U	4.36	127.7	5.72
IW-80	7/21/2015	U	U	U	1.01	10	6.4
IW-80	10/6/2015	U	U	U	0.48	397.1	5.97
MW-22	3/5/2014	U	3	U	1.09	184.8	5.6 H6
MW-22	5/12/2014	U	20.7	U	0.56	26.4	5.9
MW-22	7/30/2014	U	692	U	0.92	85.5	5.5
MW-22	10/15/2014	U	19.2	U	NA	NA	5.6
MW-22	1/13/2015	U	50.4	U	NA	NA	5.6
MW-22	4/13/2015	1.6	66.7	U	NA	NA	5.4
MW-22	7/22/2015	U	1.3	U	5.64	127	4.9
MW-22	10/7/2015	U	36.9	U	0.74	177.7	5.69
MW-23	10/8/2015	U	6.5	1.1	4.99	133.8	12.8
MW-24	10/8/2015	U	U	U	0.96	367.2	4.47

TABLE 9
MNA PARAMETER SUMMARY
Whirlpool Facility - Fort Smith, Arkansas

Well ID	Date	BAV1 Vinyl Chloride Reductase (cells/mL)	Dehalococcoides (DHC) (cells/mL)	tceA Reductase (cells/mL)	Dissolved Oxygen (mg/L)	Oxidation Reduction Potential (mV)	pH
MW-25	3/8/2014	NA	NA	NA	1.36	413.2	4.83
MW-25	3/30/2014	U	U	U	NA	NA	5
MW-25	5/15/2014	U	U	U	1.45	320.1	4.9
MW-25	7/31/2014	U	U	U	6.79	379.2	5.6
MW-25	10/16/2014	U	U	U	1.42	539.8	5.3
MW-25	1/15/2015	U	U	U	0.36	441.7	4.1
MW-25	4/16/2015	U	9.9	U	8.67	520.6	5.4
MW-25	7/23/2015	U	U	U	4.21	493.9	5.6
MW-25	10/8/2015	U	U	U	1.8	268.2	5.78
MW-26	3/5/2014	U	U	U	1.42	297.4	5.2 H6
MW-26	5/12/2014	U	0.7	U	11.9	225	5
MW-26	7/30/2014	U	U	U	0.27	168.3	5.2
MW-26	10/14/2014	U	U	U	NA	NA	5
MW-26	1/14/2015	U	0.8	0.2 J	NA	NA	5.6
MW-26	4/13/2015	U	U	U	NA	NA	5.2
MW-26	7/22/2015	U	U	U	0.27	78.9	5.2
MW-26	10//7/15	U	1.1	0.3 J	0.2	189.8	5.28
MW-27	3/7/2014	U	U	U	5.77	231.1	6 H6
MW-27	5/13/2014	U	U	U	3.43	189.3	6
MW-27	7/30/2014	U	9.8	U	0.17	313.9	5.1
MW-27	10/14/2014	U	U	U	NA	NA	5.5
MW-27	1/14/2015	U	0.55	U	NA	NA	5.8
MW-27	4/13/2015	U	1	U	NA	NA	5.8
MW-27	7/22/2015	U	U	U	4.59	68.1	6.6
MW-27	10/7/2015	U	0.5	U	0.49	46	5.81
MW-28	3/6/2014	U	U	U	0.85	478.3	6.2 H6
MW-28	5/13/2014	NA	NA	NA	0.31	213.2	6
MW-28	7/30/2014	U	102	0.4 J	0.17	90.4	5.7
MW-28	10/14/2014	0.5	3.4	U	NA	NA	6.1
MW-28	1/14/2015	U	6.9	U	NA	NA	6.3
MW-28	4/13/2015	U	8	U	NA	NA	6.4
MW-28	7/22/2015	U	14.2	U	0.16	20.2	6.2
MW-28	10/7/2015	U	18.4	0.2 J	0.39	6.3	6.22
MW-29	3/5/2014	U	U	U	0.69	16.9	4.9 H6
MW-29	5/13/2014	U	U	U	0.41	267.7	4.8
MW-29	7/30/2014	U	3.8	U	0.49	346.1	4.7
MW-29	10/15/2014	U	U	U	NA	NA	5.3
MW-29	1/13/2015	U	U	U	NA	NA	5.2
MW-29	4/14/2015	U	U	U	NA	NA	5.2
MW-29	7/22/2015	U	U	U	10.38	123.3	5
MW-29	10/7/2015	U	U	U	0.36	294.2	4.84
MW-31	3/6/2014	U	U	U	0.18	220.3	5.6 H6
MW-31	5/13/2014	U	6	U	1.8	181.8	5.2
MW-31	7/30/2014	0.7	23.4	0.8	0.16	154.9	5
MW-31	10/14/2014	U	0.6 J	U	NA	NA	5.3
MW-31	1/12/2015	U	1.1	U	NA	NA	5.3
MW-31R	4/14/2015	U	0.6	U	NA	NA	5.5
MW-31R	7/21/2015	U	4.7	U	0.12	-9.5	5.3
MW-31R	10/6/2015	U	23.3	U	0.26	69.9	5.45

TABLE 9
MNA PARAMETER SUMMARY
Whirlpool Facility - Fort Smith, Arkansas

Well ID	Date	BAV1 Vinyl Chloride Reductase (cells/mL)	Dehalococcoides (DHC) (cells/mL)	tceA Reductase (cells/mL)	Dissolved Oxygen (mg/L)	Oxidation Reduction Potential (mV)	pH
MW-32	3/8/2014	NA	NA	NA	0.42	300.1	4.76
MW-32	3/28/2014	U	U	U	NA	NA	4.5
MW-32	5/13/2014	U	U	U	0.61	226.2	4.6
MW-32	7/29/2014	U	0.2 J	U	0.41	593	4.7
MW-32	10/14/2014	U	U	U	0.24	456.1	4.9
MW-32	1/14/2015	U	U	U	0.15	336.5	4.56
MW-32R	4/15/2015	U	U	U	0.31	366.3	5
MW-32R	7/21/2015	U	U	U	1.82	362.1	4.9
MW-32R	10/5/2015	U	U	U	0.67	287.1	5.11
MW-33	3/8/2014	NA	NA	NA	7.9	248.2	5.13
MW-33	3/28/2014	U	U	U	NA	NA	4.8
MW-33	5/14/2014	U	U	U	0.44	283.9	4.9
MW-33	7/29/2014	U	8.6	0.6	0.88	147.8	5
MW-33	10/15/2014	U	U	U	0.85	313.2	5.1
MW-33	1/14/2015	U	U	U	0.58	441.5	5
MW-33R	4/15/2015	U	U	U	0.15	75.3	6.2
MW-33R	7/22/2015	U	U	U	0.41	49.3	5.7
MW-33R	10/5/2015	U	U	U	0.4	334.9	5.55
MW-34	3/8/2014	NA	NA	NA	0.15	264.7	4.86
MW-34	3/27/2014	U	U	U	NA	NA	4.7
MW-34	5/13/2014	U	U	U	0.2	329.6	4.9
MW-34	7/29/2014	U	4.4	1.2	1.1	350.9	4.5
MW-34	10/15/2014	U	U	U	1.1	513.5	4.7
MW-34	1/13/2015	U	U	U	0.49	429.7	4.6
MW-34	4/14/2015	U	U	U	5.14	333.1	4.6
MW-34R	7/21/2015	U	U	U	2.96	36.7	5.2
MW-34R	10/8/2015	U	0.6	0.2 J	0.26	94.2	5.13
MW-35R	3/8/2014	NA	NA	NA	2.64	255.2	5.63
MW-35R	3/26/2014	U	U	U	NA	NA	5.3
MW-35R	5/13/2014	U	U	U	2.35	267.4	6.3
MW-35R	7/30/2014	U	U	U	0.3	163	12.1
MW-35R	10/14/2014	U	U	U	0.32	138.4	11.7
MW-35R	1/13/2015	U	U	U	0.82	297.2	8.3
MW-35R	4/14/2015	U	U	U	2.04	201.7	6.7
MW-35R	7/21/2015	U	U	U	4.51	526.9	6.1
MW-35R	10/8/2015	U	U	U	1.87	404.2	6.17
MW-36	3/6/2014	U	U	U	0.27	313	5.2 H6
MW-36	5/13/2014	U	U	U	1.36	197.5	5.1
MW-36	7/29/2014	U	U	U	0.15	168.3	4.8
MW-36	10/14/2014	U	U	U	NA	NA	5.1
MW-36	1/12/2015	U	U	U	NA	NA	5.1
MW-36	4/14/2015	U	U	U	NA	NA	4.9
MW-36R	7/20/2015	U	U	U	0.21	147.6	4.5
MW-36R	10/7/2015	U	U	U	0.41	383.6	4.25

TABLE 9
MNA PARAMETER SUMMARY
Whirlpool Facility - Fort Smith, Arkansas

Well ID	Date	BAV1 Vinyl Chloride Reductase (cells/mL)	Dehalococcoides (DHC) (cells/mL)	tceA Reductase (cells/mL)	Dissolved Oxygen (mg/L)	Oxidation Reduction Potential (mV)	pH
MW-38	3/8/2014	NA	NA	NA	1.4	57.2	6.27
MW-38	3/30/2014	36900	51200	U	NA	NA	6.2
MW-38	5/14/2014	18800	50000	0.4 J	1.52	114.8	5.8
MW-38	7/31/2014	117000	256000	U	0.22	94.5	6
MW-38	10/16/2014	18000	26600	U	4.21	89.2	6.8
MW-38	1/15/2015	3340	5200	U	0.21	179.5	6.6
MW-38	4/16/2015	1850	5900	0.8	0.72	49.8	6.6
MW-38	7/23/2015	6050	9510	U	0.14	80.3	6.4
MW-38	10/8/2015	4730	7700	U	0.32	-19.8	6.58
MW-39	3/6/2014	U	U	U	0.26	362.2	5 H6
MW-39	5/13/2014	U	U	U	0.29	439.5	4.8
MW-39	7/29/2014	0.7	4.4	0.8	0.23	119.5	5
MW-39	10/13/2014	U	2.2	U	NA	NA	4.9
MW-39	1/12/2015	U	U	U	NA	NA	5.1
MW-39	4/14/2015	U	6.3	U	NA	NA	4.9
MW-39R	7/20/2015	U	U	U	0.25	-200.1	5.1
MW-39R	10/7/2015	U	U	U	0.73	-41.7	5.62
MW-40	3/6/2014	U	0.55	0.1 J	0.39	325.2	5.2 H6
MW-40	5/12/2014	U	4.6	U	1.62	200.3	4.7
MW-40	7/29/2014	U	9.9	0.4 J	0.34	315.2	4.6
MW-40	10/13/2014	U	0.6 J	U	NA	NA	5.2
MW-40	1/12/2015	U	2.6	U	NA	NA	6.1
MW-40	4/14/2015	U	12.1	U	NA	NA	5.1
MW-40R	7/20/2015	U	U	U	0.50	-12.1	6
MW-40R	10/6/2015	U	4.3	U	0.30	-21.4	6.04
MW-41	3/7/2014	NA	NA	NA	0.34	98.2	5.49
MW-41	3/27/2014	10.3	24.2	U	NA	NA	5.4
MW-41	5/14/2014	3.9	480	0.1 J	0.73	158.3	5.3
MW-41	7/30/2014	0.9	352	U	0.42	113.5	5.4
MW-41	10/15/2014	0.2 J	42.3	U	0.27	48.2	5.6
MW-41	1/14/2015	2.8	340	U	0.12	127.9	5.5
MW-41	4/15/2015	14.6	208	U	0.45	171.4	5.45
MW-41R	7/21/2015	U	0.2 J	U	1.27	-1.6	6
MW-41R	10/6/2015	U	9.9	U	0.27	-14	6.17
MW-46R	3/7/2014	NA	NA	NA	0.26	282.4	5.05
MW-46R	3/27/2014	U	U	U	NA	NA	5
MW-46R	5/14/2014	18.1	97	U	0.51	159	5.2
MW-46R	7/29/2014	1.2	20.4	0.4 J	0.39	220.6	4.7
MW-46R	10/16/2014	16.6	16.9	U	0.32	234.8	5
MW-46R	1/13/2015	0.2 J	2.8	U	0.60	-26.4	4.9
MW-46R	4/14/2015	29.8	289	U	0.36	-35.9	5.9
MW-46R	7/21/2015	U	U	U	0.89	331.7	4.8
MW-46R	10/6/2015	2	72.4	4	0.27	261.7	4.94
MW-50	3/6/2014	U	U	U	2.6	80.8	6.8 H6
MW-50	5/13/2014	NA	NA	NA	2.1	2.1	6.4
MW-50	7/28/2014	U	0.4 J	U	6.67	50.7	6.6
MW-50	10/14/2014	U	0.7	U	NA	NA	6.4
MW-50	1/13/2015	U	U	U	NA	NA	6.7
MW-50	4/14/2015	U	U	U	NA	NA	6.7
MW-50R	7/21/2015	U	U	U	NA	NA	6.5
MW-50R	10/5/2015	U	0.5 J	U	0.48	26.5	6.43

TABLE 9
MNA PARAMETER SUMMARY
Whirlpool Facility - Fort Smith, Arkansas

Well ID	Date	BAV1 Vinyl Chloride Reductase (cells/mL)	Dehalococcoides (DHC) (cells/mL)	tceA Reductase (cells/mL)	Dissolved Oxygen (mg/L)	Oxidation Reduction Potential (mV)	pH
MW-55R	7/20/2015	U	2.4	U	0.66	-131.8	5.5
MW-55R	10/6/2015	U	13.4	U	0.1	60	5.67
MW-56	3/7/2014	NA	NA	NA	5.63	263.6	5.27
MW-56	3/27/2014	NA	NA	NA	NA	NA	5.2
MW-56	6/11/2014	6.9	35	U	NA	NA	4.4
MW-56	7/29/2014	312	1760	1.6	1.55	148.7	5.4
MW-56	10/15/2014	3.1	37.1	2.1	3.65	143.4	5.6
MW-56	1/13/2015	U	0.65	0.5	2.69	51.7	5.5
MW-56	4/16/2015	NA	NA	NA	5.32	-35	6.6
MW-56R	7/20/2015	U	2.3	U	0.40	-54.1	6.3
MW-56R	10/6/2015	U	1	U	0.55	-62.1	6.88
MW-57	3/7/2014	NA	NA	NA	2.3	4.5	5.33
MW-57	3/27/2014	NA	NA	NA	NA	NA	5.4
MW-57	6/11/2014	0.7 J	2	U	NA	NA	5.3
MW-57	7/29/2014	NA	NA	NA	2.15	192.7	5.4
MW-57	10/15/2014	NA	NA	NA	2.83	186.7	5.4
MW-57	10/16/2014	U	3.6	U	NA	NA	NA
MW-57	1/13/2015	63.5	479	U	3.51	98.2	5.5
MW-57	4/16/2015	NA	NA	NA	2.10	230.3	5.4
MW-57R	7/20/2015	U	1.7	U	0.22	-91.8	6.2
MW-57R	10/6/2015	U	20	U	0.36	-44.7	6.73
MW-58	3/7/2014	NA	NA	NA	0.35	-194.2	5.51
MW-58	3/27/2014	U	U	U	NA	NA	5.9
MW-58	5/12/2014	9.8	441	U	0.24	31.4	5.2
MW-58	7/29/2014	6.8	43.4	0.5	0.12	116.1	5.9
MW-58	10/15/2014	1.9	31.7	U	0.25	216.2	5
MW-58	1/14/2015	3.8	122	U	0.29	138.1	5
MW-58	4/16/2015	3.9	42.5	U	NA	NA	NA
MW-58R	7/21/2015	U	U	U	0.81	63.1	5.5
MW-58R	10/6/2015	U	11.1	U	0.43	6.2	5.79
MW-60	3/6/2014	NA	NA	NA	NA	NA	NA
MW-60	5/13/2014	NA	NA	NA	3.64	28.2	6.6
MW-60	7/28/2014	U	122	U	6.32	-5.3	7
MW-60	10/14/2014	U	5.5	U	NA	NA	6.7
MW-60	1/13/2015	U	U	U	NA	NA	6.9
MW-60	4/14/2015	U	3.4	U	NA	NA	7.3
MW-60R	7/21/2015	U	U	U	NA	NA	6.8
MW-60R	10/5/2015	0.1 J	268	U	0.46	-103.2	6.88
MW-61	3/6/2014	U	U	U	2.6	102.4	6.6 H6
MW-61	5/13/2014	U	U	U	4.9	145.1	5.7
MW-61	7/28/2014	U	U	U	1.04	135.5	6.4
MW-61	10/14/2014	U	U	U	2.28	141.1	6.3
MW-61	1/13/2015	U	U	U	3.06	94	6.5
MW-61	4/14/2015	U	U	U	4.91	132.8	6.6
MW-61R	7/21/2015	U	U	U	0.53	-12	6.2
MW-61R	10/5/2015	1.9	184	U	1.3	-13.1	5.52

TABLE 9
MNA PARAMETER SUMMARY
Whirlpool Facility - Fort Smith, Arkansas

Well ID	Date	BAV1 Vinyl Chloride Reductase (cells/mL)	Dehalococcoides (DHC) (cells/mL)	tceA Reductase (cells/mL)	Dissolved Oxygen (mg/L)	Oxidation Reduction Potential (mV)	pH
MW-62	3/7/2014	U	U	U	1.81	217	5.5 H6
MW-62	5/14/2014	U	U	U	2.02	163.2	5.5
MW-62	7/29/2014	U	9.6	0.8	1.4	119.1	5.6
MW-62	10/14/2014	U	U	U	NA	NA	5.6
MW-62	1/13/2015	U	U	U	NA	NA	5.5
MW-62	4/14/2015	U	U	U	NA	NA	6.4
MW-62R	7/21/2015	U	U	U	NA	NA	5.8
MW-62R	10/6/2015	U	U	U	1.02	-41.3	6.48
MW-63	3/7/2014	U	U	U	0.98	160.8	5.6 H6
MW-63	5/14/2014	U	U	U	0.54	164	5.4
MW-63	7/28/2014	NA	NA	NA	3.34	135.7	5.9
MW-63	7/29/2014	U	19.2	2.8	NA	NA	NA
MW-63	10/14/2014	U	U	U	0.26	292.8	5.6
MW-63	1/13/2015	NA	NA	NA	3.92	8.1	5.8
MW-63	1/14/2015	U	U	U	NA	NA	NA
MW-63	4/14/2015	NA	NA	NA	5.18	-4.8	6.6
MW-63R	7/21/2015	U	1.4	U	3.34	79.8	5.7
MW-63R	10/6/2015	0.4 J	45.5	0.2 J	0.7	74.6	5.86
MW-65	3/8/2014	NA	NA	NA	0.6	278.9	5.08
MW-65	3/26/2014	U	U	U	NA	NA	5.3
MW-65	5/14/2014	U	U	U	3.47	345.4	4.9
MW-65	7/30/2014	U	U	U	9.83	302.1	12.6
MW-65	10/14/2014	U	U	U	6.02	121.9	12
MW-65	1/13/2015	U	U	U	6.97	211.6	11.7
MW-65	4/15/2015	U	U	U	2.80	109.8	10.65
MW-65	10/7/2015	0.8	9	0.3 J	5.50	204.6	13.16
MW-65R	7/20/2015	U	U	U	2.14	20.1	10.1
MW-66	3/7/2014	U	U	U	2.15	-0.5	6.1 H6
MW-66	5/13/2014	U	U	U	0.98	121.8	5.8
MW-66	7/28/2014	U	2.5	U	1.11	78.6	5.7
MW-66	10/13/2014	U	U	U	NA	NA	6.1
MW-66	1/14/2015	U	0.7	U	NA	NA	6.1
MW-66	4/15/2015	U	0.8	U	NA	NA	7
MW-66	7/20/2015	U	0.3 J	U	NA	NA	5.7
MW-66	10/5/2015	U	U	U	0.58	188.3	6.04
MW-67	3/7/2014	U	U	U	3.71	28.1	6.69
MW-67	5/13/2014	U	U	U	3.47	73.3	6.6
MW-67	7/28/2014	U	7.7	U	3.67	59.8	6.4
MW-67	10/13/2014	U	U	U	NA	NA	6.7
MW-67	1/12/2015	U	U	U	NA	NA	6.9
MW-67	4/15/2015	U	U	U	NA	NA	7.6
MW-67R	7/20/2015	U	U	U	NA	NA	6.4
MW-67R	10/5/2015	U	143	U	0.4	-101.5	6.83

TABLE 9
MNA PARAMETER SUMMARY
Whirlpool Facility - Fort Smith, Arkansas

Well ID	Date	BAV1 Vinyl Chloride Reductase (cells/mL)	Dehalococcoides (DHC) (cells/mL)	tceA Reductase (cells/mL)	Dissolved Oxygen (mg/L)	Oxidation Reduction Potential (mV)	pH
MW-68	3/6/2014	U	U	U	2.41	284.6	5 H6
MW-68	5/14/2014	U	0.3 J	U	1.52	196.5	4.8
MW-68	7/29/2014	U	3.9	0.2 J	0.25	99.7	4.8
MW-68	10/14/2014	U	U	U	NA	NA	5.2
MW-68	1/12/2015	U	0.4 J	U	NA	NA	4.9
MW-68	4/13/2015	U	3.8	U	NA	NA	5.6
MW-68	7/20/2015	U	0.7	U	NA	NA	5
MW-68	10/6/2015	U	1	U	0.17	185	5.04
MW-71	3/7/2014	NA	NA	NA	0.88	196.7	5.11
MW-71	3/28/2014	U	0.3 J	0.1 J	NA	NA	5
MW-71	5/13/2014	U	U	U	0.82	-116.2	4.7
MW-71	7/29/2014	U	19.3	U	0.44	173.5	5.1
MW-71	10/14/2014	U	0.8	U	0.45	107.3	5.3
MW-71	1/14/2015	U	6.2	U	1.51	190.5	5.1
MW-71	4/14/2015	U	14.5	U	1.21	162.2	5.1
MW-71	7/20/2015	U	6.3	0.4 J	0.95	87.6	5.2
MW-71	10/6/2015	U	11.1	U	0.14	92.6	5.14
MW-81	1/13/2015	U	U	U	NA	NA	5.1
MW-81	10/6/2015	U	U	U	0.29	270.8	7.11
MW-82	1/13/2015	U	U	U	NA	NA	5.9
MW-82	10/6/2015	U	36.9	U	0.28	502	4.54
MW-83	1/15/2015	U	U	U	NA	NA	6.1
MW-83	10/8/2015	U	3.9	1.4	0.74	354.6	11.57
MW-84	1/14/2015	U	U	U	NA	NA	9.2
MW-84	10/7/2015	U	U	U	1.35	304.7	9.67
MW-85	1/15/2015	U	U	U	NA	NA	5.6
MW-85	10/8/2015	U	U	U	0.39	330.7	5.85
MW-86	1/15/2015	U	U	U	NA	NA	6.1
MW-86	10/8/2015	U	U	U	1.01	236.1	6.14
MW-87	1/14/2015	U	U	U	NA	NA	5.9
MW-87	10/7/2015	U	1	U	0.3	80.7	5.77
MW-88	1/13/2015	U	8.7	U	NA	NA	8.8
MW-88	10/7/2015	U	350	U	0.56	40.3	6.01
MW-89	1/13/2015	U	14.8	1.1	NA	NA	5.4
MW-89	10/7/2015	U	20.1	0.3 J	0.34	98.3	5.28
MW-90	1/12/2015	U	10.6	U	NA	NA	6.5
MW-90	10/7/2015	U	6030	0.1 J	0.59	-156	6.51
MW-91	1/13/2015	U	3.9	U	NA	NA	6
MW-91	10/7/2015	U	5.2	0.3 J	0.31	74.3	5.85
MW-92	10/8/2015	U	U	U	0.97	424.5	5.74
MW-93	10/8/2015	U	U	U	0.55	175.5	5.13
MW-94	10/8/2015	U	U	U	0.49	458.1	5.11
MW-95	10/8/2015	U	U	U	0.44	241.7	5.28
MW-96	10/7/2015	U	1.9	U	0.52	27.8	5.8
MW-97	10/7/2015	U	U	U	2.38	67.5	6.08
MW-98	10/6/2015	U	41.3	U	0.73	-3.2	6.6
MW-99	10/6/2015	U	U	U	1.77	119.5	6.31
MW-172	10/8/2015	U	U	U	1.67	369.9	5.42
MW-173	10/1/2015	NA	NA	NA	0.05	-235.4	9.55
MW-174	10/1/2015	NA	NA	NA	0.08	-214.8	7.35
MW-175	10/1/2015	NA	NA	NA	0.39	-190	12.21

TABLE 9
MNA PARAMETER SUMMARY
Whirlpool Facility - Fort Smith, Arkansas

Well ID	Date	BAV1 Vinyl Chloride Reductase (cells/mL)	Dehalococcoides (DHC) (cells/mL)	tceA Reductase (cells/mL)	Dissolved Oxygen (mg/L)	Oxidation Reduction Potential (mV)	pH
MW-176	10/1/2015	NA	NA	NA	0.26	-99.2	6.42
MW-177	10/1/2015	NA	NA	NA	2	48.7	6.01
MW-178	10/1/2015	NA	NA	NA	0.29	-251.1	8.73
MW-179	10/1/2015	NA	NA	NA	NA	NA	NA
MW-180	10/1/2015	NA	NA	NA	0.99	-81.3	5.57
MW-181	10/1/2015	NA	NA	NA	NA	NA	NA
MW-182	10/5/2015	U	U	U	0.15	-33	5.74
MW-183	10/6/2015	U	U	U	2.65	83.4	6.5
MW-184	10/5/2015	U	U	U	0.46	6.09	70.3
MW-185	10/5/2015	U	U	U	1.38	74.8	6.43
MW-186	10/5/2015	U	U	U	0.4	173.8	6.05
MW-187	10/5/2015	U	U	U	0.62	173.3	6.21
MW-188	10/5/2015	U	U	U	0.43	14.5	6.37
MW-189	10/5/2015	U	U	U	0.44	88.6	6.19
MW-190	10/5/2015	U	U	U	2.54	216	6.47
MW-191	10/5/2015	U	U	U	0.49	68.1	6.35
MW-192	10/5/2015	U	U	U	0.25	113.6	6.01
MW-193	10/5/2015	U	U	U	0.8	21.7	5.91
RW-69	3/7/2014	NA	NA	NA	0.83	207.1	5.32
RW-69	3/27/2014	U	U	U	NA	NA	5.2
RW-69	5/13/2014	81.3	93.1	U	0.59	-124.5	4.9
RW-69	7/29/2014	2.5	33.3	2	0.36	159.4	5.1
RW-69	10/14/2014	U	2.1	U	0.27	102.5	5.2
RW-69	1/14/2015	0.1 J	2.6	U	1.96	215.2	5.2
RW-69	4/14/2015	55.9	524	U	3.09	201.8	5.4
RW-69	7/21/2015	U	0.8	U	0.64	181	4.9
RW-69	10/6/2015	0.4 J	25.4	U	0.54	72.1	5.1

Notes:

J: Estimated Concentration
U: Not Detected
NA: Not Analyzed
H6: Analysis initiated outside of the 15 minute EPA recommended holding time

TABLE 10
HISTORICAL SUMMARY OF GROUNDWATER CONCENTRATIONS
FOR TCE AND DAUGHTER-PRODUCTS
Whirlpool Facility - Fort Smith, Arkansas

Well ID	Sample Name	Date	Trichloroethene (ug/L)	cis-1,2-Dichloroethene (ug/L)	Vinyl Chloride (ug/L)
ITMW-1	ITMW-1-19891101	11/1/1989	ND	NT	ND
ITMW-1	ITMW-1-19900101	1/1/1990	ND	NT	ND
ITMW-1	ITMW-1-19931101	11/1/1993	10	NT	ND
ITMW-1	ITMW-1-19961201	12/1/1996	21	NT	ND
ITMW-1	ITMW-1-19990201	2/1/1999	37	ND	ND
ITMW-1	ITMW-1-20000301	3/1/2000	125	8	ND
ITMW-1	ITMW-1-20000919	9/19/2000	30.7	7.45	< 10 U
ITMW-1	ITMW-1-20010327	3/27/2001	30	6	< 10 U
ITMW-1	ITMW-1-20010911	9/11/2001	27	9	< 10 U
ITMW-1	ITMW-1-20020910	9/10/2002	35	9	< 10 U
ITMW-1	ITMW-1-20030227	2/27/2003	29.6	7.14	< 10 U
ITMW-1	ITMW-1-20030923	9/23/2003	25	12	< 10 U
ITMW-1	ITMW-1-20040413	4/13/2004	42.2	11.1	< 10 U
ITMW-1	ITMW-1-20040921	9/21/2004	26	16.7	< 10 U
ITMW-1	ITMW-1-20040921-FD	9/21/2004	26.1	15.8	< 10 U
ITMW-1	ITMW-1-20050928	9/28/2005	34.7	11.3	< 10 U
ITMW-1	ITMW-1-20061014	10/14/2006	20	11	< 10 UJ
ITMW-1	ITMW-1-20070920	9/20/2007	18	13	< 10 U
ITMW-1	ITMW-1-20081209	12/9/2008	14	7.3	< 5 U
ITMW-1	ITMW-1-20111027	10/27/2011	17	8.2	< 5 U
ITMW-1	ITMW-1-20120418	4/18/2012	32	13	< 5 U
ITMW-1	ITMW-1-20121019	10/19/2012	10	8.3	< 0.11 U
ITMW-1	ITMW-1-20130424	4/24/2013	26	9.1	< 0.11 U
ITMW-1	ITMW-1-101513	10/15/2013	7.2	5.8	< 0.11 U
ITMW-1	ITMW-1-201403	3/8/2014	23.4	8.9	< 0.13 U
ITMW-1	ITMW-1-201405	5/13/2014	21.3	8.7	< 0.13 U
ITMW-1	DUP-5-201407	7/30/2014	9.2	5.7	< 0.50 U
ITMW-1	ITMW-1-201407	7/30/2014	8.9	5.4	< 0.50 U
ITMW-1	ITMW-1-201410	10/15/2014	6.1	4.5 J	< 0.50 U
ITMW-1	ITMW-1-201501	1/14/2015	22.7	9.7	< 0.50 U
ITMW-1	ITMW-1-201504	4/15/2015	19.2	9.7	< 0.50 U
ITMW-1	ITMW-1-201507	7/22/2015	10.5	5.3	< 0.13 U
ITMW-1	ITMW-1-201510	10/7/2015	7.8	4.4	< 0.13 U
ITMW-2	ITMW-2-19891001	10/1/1989	ND	NT	ND
ITMW-2	ITMW-2-19891101	11/1/1989	ND	NT	ND
ITMW-2	ITMW-2-19900101	1/1/1990	ND	NT	ND
ITMW-2	ITMW-2-19900101-FD	1/1/1990	ND	NT	ND
ITMW-2	ITMW-2-19910301	3/1/1991	ND	NT	ND
ITMW-2	ITMW-2-19931101	11/1/1993	4	NT	ND
ITMW-2	ITMW-2-19961201	12/1/1996	3.4	NT	ND
ITMW-2	ITMW-2-20000301	3/1/2000	ND	ND	ND
ITMW-2	ITMW-2-20000919	9/19/2000	< 5 U	< 5 U	< 10 U
ITMW-2	ITMW-2-20010327	3/27/2001	< 5 U	< 5 U	< 10 U
ITMW-2	ITMW-2-20010913	9/13/2001	< 5 U	< 5 U	< 10 U
ITMW-2	ITMW-2-20020911	9/11/2002	< 5 U	< 5 U	< 10 U
ITMW-2	ITMW-2-20030227	2/27/2003	< 5 U	< 5 U	< 10 U
ITMW-2	ITMW-2-20030923	9/23/2003	< 5 U	< 5 U	< 10 U
ITMW-2	ITMW-2-20040413	4/13/2004	< 5 U	< 5 U	< 10 U
ITMW-2	ITMW-2-20040413-FD	4/13/2004	< 5 U	< 5 U	< 10 U
ITMW-2	ITMW-2-20040921	9/21/2004	< 5 U	< 5 U	< 10 U
ITMW-2	ITMW-2-20040921-FD	9/21/2004	< 5 U	< 5 U	< 10 U
ITMW-2	ITMW-2-20050929	9/29/2005	< 5 U	< 5 U	< 10 U
ITMW-2	ITMW-2-20061014	10/14/2006	4 J	< 5 U	< 10 U
ITMW-2	ITMW-2-20070920	9/20/2007	< 5 U	< 5 U	< 10 U
ITMW-2	ITMW-2-20081209	12/9/2008	< 5 U	< 5 U	< 5 U
ITMW-2	ITMW-2-20101103	11/3/2010	< 5 U	< 5 U	< 5 U
ITMW-2	ITMW-2-20111026	10/26/2011	< 5 U	< 5 U	< 5 U
ITMW-2	ITMW-2-20120417	4/17/2012	< 5 U	< 5 U	< 5 U
ITMW-2	ITMW-2-20121017	10/17/2012	< 1.6 U	< 0.56 U	< 0.11 U
ITMW-2	ITMW-2-20130424	4/24/2013	< 1.6 U	< 0.56 U	< 0.11 U
ITMW-2	ITMW-2-101413	10/14/2013	< 1.6 U	< 0.56 U	< 0.11 U
ITMW-2	ITMW-2-201403	3/6/2014	0.23 J	0.40 J	< 0.13 U
ITMW-2	ITMW-2-201403-FD	3/6/2014	0.28 J	0.51 J	< 0.13 U
ITMW-2	ITMW-2-201405	5/13/2014	< 0.17 U	< 0.080 U	< 0.13 U
ITMW-2	ITMW-2-201407	7/30/2014	< 0.50 U	< 0.50 U	< 0.50 U
ITMW-2	ITMW-2-201410	10/15/2014	< 0.50 U	< 0.50 U	< 0.50 U
ITMW-2	ITMW-2-201501	1/13/2015	< 0.50 U	< 0.50 U	< 0.50 U
ITMW-2	ITMW-2-201504	4/15/2015	< 0.50 U	< 0.50 U	< 0.50 U
ITMW-2	ITMW-2-201507	7/22/2015	0.24 J	0.26 J	< 0.13 U
ITMW-2	ITMW-2-201510	10/6/2015	0.22 J	0.21 J	< 0.13 U
ITMW-3	ITMW-3-19891001	10/1/1989	ND	NT	ND
ITMW-3	ITMW-3-19900101	1/1/1990	ND	NT	ND
ITMW-3	ITMW-3-19931101	11/1/1993	3	NT	ND
ITMW-3	ITMW-3-19961201	12/1/1996	1.7	NT	ND
ITMW-3	ITMW-3-19990201	2/1/1999	ND	ND	ND
ITMW-3	ITMW-30-20000301-FD	3/1/2000	ND	ND	ND

TABLE 10
HISTORICAL SUMMARY OF GROUNDWATER CONCENTRATIONS
FOR TCE AND DAUGHTER-PRODUCTS
Whirlpool Facility - Fort Smith, Arkansas

Well ID	Sample Name	Date	Trichloroethene (ug/L)	cis-1,2-Dichloroethene (ug/L)	Vinyl Chloride (ug/L)
ITMW-3	ITMW-3-20000301	3/1/2000	ND	ND	ND
ITMW-3	ITMW-3-20000919	9/19/2000	< 5 U	< 5 U	< 10 U
ITMW-3	ITMW-3-20010327	3/27/2001	< 5 U	< 5 U	< 10 U
ITMW-3	ITMW-3-20010911	9/11/2001	< 5 U	< 5 U	< 10 U
ITMW-3	ITMW-3-20020910	9/10/2002	15	< 5 U	< 10 U
ITMW-3	ITMW-3-20030227	2/27/2003	< 5 U	< 5 U	< 10 U
ITMW-3	ITMW-3-20030923	9/23/2003	< 5 U	< 5 U	< 10 U
ITMW-3	ITMW-3-20040413	4/13/2004	< 5 U	< 5 U	< 10 U
ITMW-3	ITMW-3-20040921	9/21/2004	< 5 U	< 5 U	< 10 U
ITMW-3	ITMW-3-20050928	9/28/2005	< 5 U	< 5 U	< 10 U
ITMW-3	ITMW-3-20061014	10/14/2006	< 5 U	< 5 U	< 10 UJ
ITMW-3	ITMW-3-20070920	9/20/2007	< 5 U	< 5 U	< 10 U
ITMW-3	ITMW-3-20081209	12/9/2008	< 5 U	< 5 U	< 5 U
ITMW-3	ITMW-3-20101104	11/4/2010	190	3.9 J	< 5 U
ITMW-3	ITMW-3-20111027	10/27/2011	4.1 J	< 5 U	< 5 U
ITMW-3	ITMW-3-20120417	4/17/2012	< 5 U	< 5 U	< 5 U
ITMW-3	ITMW-3-20121017	10/17/2012	< 1.6 U	< 0.56 U	< 0.11 U
ITMW-3	ITMW-3-20130423	4/23/2013	< 1.6 U	< 0.56 U	< 0.11 U
ITMW-3	ITMW-3-101513	10/15/2013	< 1.6 U	< 0.56 U	< 0.11 U
ITMW-4	ITMW-4-19891001	10/1/1989	ND	NT	ND
ITMW-4	ITMW-4-19891101	11/1/1989	ND	NT	ND
ITMW-4	ITMW-4-19900101	1/1/1990	ND	NT	ND
ITMW-4	ITMW-4-19931101	11/1/1993	ND	NT	ND
ITMW-4	ITMW-4-19961201	12/1/1996	75	NT	ND
ITMW-4	ITMW-4-19990201	2/1/1999	93	54	ND
ITMW-4	ITMW-4-20000301	3/1/2000	22	16	ND
ITMW-4	ITMW-4-20000920	9/20/2000	13.9	10.6	< 10 U
ITMW-4	ITMW-4-20010328	3/28/2001	9	< 5 U	< 10 U
ITMW-4	ITMW-4-20010913	9/13/2001	6	8	< 10 U
ITMW-4	ITMW-4-20020910	9/10/2002	9	< 5 U	< 10 U
ITMW-4	ITMW-4-20030228	2/28/2003	< 5 U	< 5 U	< 10 U
ITMW-4	ITMW-4-20030923	9/23/2003	< 5 U	< 5 U	< 10 U
ITMW-4	ITMW-4-20040414	4/14/2004	< 5 U	< 5 U	< 10 U
ITMW-4	ITMW-4-20040922	9/22/2004	< 5 U	< 5 U	< 10 U
ITMW-4	ITMW-4-20050927	9/27/2005	< 5 U	< 5 U	< 10 U
ITMW-4	ITMW-4-20061011	10/11/2006	6	8	< 10 U
ITMW-4	ITMW-4-20070920	9/20/2007	5 J	5 J	< 10 U
ITMW-4	ITMW-4-20081209	12/9/2008	< 5 U	3.2 J	< 5 U
ITMW-4	ITMW-4-20111025	10/25/2011	4.8 J	5.1	< 5 U
ITMW-4	ITMW-4-20121017	10/17/2012	3.3 J	4.5 J	7.9
ITMW-4	ITMW-4-101413	10/14/2013	3.7 J	6.1	< 0.11 U
ITMW-4	ITMW-4-201403	3/6/2014	1.4 J	2.0 J	0.19 J
ITMW-4	ITMW-4-201405	5/13/2014	2.0 J	2.1 J	0.18 J
ITMW-4	ITMW-4-201407	7/30/2014	2.8 J	4.6 J	< 0.50 U
ITMW-4	ITMW-4-201410	10/16/2014	3.4 J	4.9 J	< 0.50 U
ITMW-4	ITMW-4-201501	1/13/2015	1.7	2.3	< 0.50 U
ITMW-4	ITMW-4-201504	4/14/2015	1.6	2.6	0.84 J
ITMW-4	ITMW-4-201507	7/22/2015	2.0	2.6	0.17 J
ITMW-4	ITMW-4-201510	10/7/2015	2.3	2.8	0.23 J
ITMW-5	ITMW-5-19891001	10/1/1989	ND	NT	ND
ITMW-5	ITMW-5-19900101	1/1/1990	ND	NT	ND
ITMW-5	ITMW-5-19961201	12/1/1996	21	NT	ND
ITMW-5	ITMW-5-19990201	2/1/1999	86	39	ND
ITMW-5	ITMW-5-20000301	3/1/2000	73	59	ND
ITMW-5	ITMW-5-20000920	9/20/2000	85	64.4	< 10 U
ITMW-5	ITMW-5-20010328	3/28/2001	100	46	< 10 U
ITMW-5	ITMW-5-20010913	9/13/2001	72	64	< 10 U
ITMW-5	ITMW-5-20020910	9/10/2002	108	72	< 10 U
ITMW-5	ITMW-5-20030228	2/28/2003	90.4	68.7	< 10 U
ITMW-5	ITMW-5-20030924	9/24/2003	97.3	73.7	< 10 U
ITMW-5	ITMW-5-20040414	4/14/2004	83.9	55.4	< 10 U
ITMW-5	ITMW-5-20040922	9/22/2004	105	75.8	< 10 U
ITMW-5	ITMW-5-20050406	4/6/2005	93.2	72.6	< 10 U
ITMW-5	ITMW-5-20050406-FD	4/6/2005	87	71	< 10 U
ITMW-5	ITMW-5-20050928	9/28/2005	79	53.5	< 10 U
ITMW-5	ITMW-5-20050928-FD	9/28/2005	82.1	54.4	< 10 U
ITMW-5	ITMW-5-20060314	3/14/2006	92	66.1	< 10 U
ITMW-5	ITMW-5-20060314-FD	3/14/2006	98.4	66.1	< 10 U
ITMW-5	ITMW-5-20061010	10/10/2006	110	51	4 J
ITMW-5	ITMW-5-20070418	4/18/2007	115	39.3	< 10 U
ITMW-5	ITMW-5-20070920	9/20/2007	120	49	4 J
ITMW-5	ITMW-5-20080429	4/29/2008	120	43	< 10 U
ITMW-5	ITMW-5-20081209	12/9/2008	200	42	< 5 U
ITMW-5	ITMW-5-20090427	4/27/2009	160	34	< 5 U
ITMW-5	ITMW-5-20100511	5/11/2010	190	40	< 5 U
ITMW-5	ITMW-5-20101106	11/6/2010	350	50	< 5 U

TABLE 10
HISTORICAL SUMMARY OF GROUNDWATER CONCENTRATIONS
FOR TCE AND DAUGHTER-PRODUCTS
Whirlpool Facility - Fort Smith, Arkansas

Well ID	Sample Name	Date	Trichloroethene (ug/L)	cis-1,2-Dichloroethene (ug/L)	Vinyl Chloride (ug/L)
ITMW-5	ITMW-5-20110322	3/22/2011	370	39	< 5 U
ITMW-5	ITMW-5-20111025	10/25/2011	150	35	< 5 U
ITMW-5	ITMW-5-20120417	4/17/2012	290	26	< 5 U
ITMW-5	ITMW-5-20121018	10/18/2012	260	33	0.64 J
ITMW-5	ITMW-5-20130425	4/25/2013	220	20	0.50 J
ITMW-5	ITMW-5-101613	10/16/2013	260	27	0.55 J
ITMW-6	ITMW-6-19891001	10/1/1989	ND	NT	ND
ITMW-6	ITMW-6-19900101	1/1/1990	ND	NT	ND
ITMW-6	ITMW-6-19961201	12/1/1996	6.8	NT	ND
ITMW-6	ITMW-6-19970501	5/1/1997	7	ND	ND
ITMW-6	ITMW-6-19990201	2/1/1999	25	ND	ND
ITMW-6	ITMW-6-19990201-FD	2/1/1999	6	ND	ND
ITMW-6	ITMW-6-20000301	3/1/2000	ND	ND	ND
ITMW-6	ITMW-6-20000920	9/20/2000	< 5 U	< 5 U	< 10 U
ITMW-6	ITMW-6-20010328	3/28/2001	< 5 U	< 5 U	< 10 U
ITMW-6	ITMW-6-20010913	9/13/2001	< 5 U	< 5 U	< 10 U
ITMW-6	ITMW-6-20020910	9/10/2002	< 5 U	< 5 U	< 10 U
ITMW-6	ITMW-6-20020910-FD	9/10/2002	< 5 U	< 5 U	< 10 U
ITMW-6	ITMW-6-20030227	2/27/2003	< 5 U	< 5 U	< 10 U
ITMW-6	ITMW-6-20030924	9/24/2003	< 5 U	< 5 U	< 10 U
ITMW-6	ITMW-6-20040414	4/14/2004	< 5 U	< 5 U	< 10 U
ITMW-6	ITMW-6-20040922	9/22/2004	< 5 U	< 5 U	< 10 U
ITMW-6	ITMW-6-20050928	9/28/2005	< 5 U	< 5 U	< 10 U
ITMW-6	ITMW-6-20061011	10/11/2006	< 5 U	4 J	< 10 U
ITMW-6	ITMW-6-20070920	9/20/2007	< 5 U	< 5 U	< 10 U
ITMW-6	ITMW-6-20081210	12/10/2008	< 5 U	< 5 U	< 5 U
ITMW-6	ITMW-6-20091028	10/28/2009	< 5 U	2.1 J	< 5 U
ITMW-6	ITMW-6-20100510	5/10/2010	< 5 U	1.9 J	< 5 U
ITMW-6	ITMW-6-20111025-FD	10/25/2011	< 5 U	2.7 J	< 5 U
ITMW-6	ITMW-6-20111025	10/25/2011	< 5 U	2.4 J	< 5 U
ITMW-6	ITMW-6-20120417	4/17/2012	< 5 U	2.9 J	< 5 U
ITMW-6	ITMW-6-20121017	10/17/2012	< 1.6 U	3.1 J	< 0.11 U
ITMW-6	ITMW-6-20130422	4/22/2013	< 1.6 U	2.1 J	0.33 J
ITMW-6	ITMW-6-101413	10/14/2013	3.4 J	5.5	0.18 J
ITMW-6	ITMW-6-201403	3/6/2014	2.7 J	4.9 J	0.18 J
ITMW-6	ITMW-6-201405	5/13/2014	3.6 J	5.3	0.17 J
ITMW-6	ITMW-6-201407	7/30/2014	4.4 J	6.7	< 0.50 U
ITMW-6	ITMW-6-201410	10/15/2014	3.1 J	5.2	< 0.50 U
ITMW-6	ITMW-6-201501	1/13/2015	3.7	5.7	< 0.50 U
ITMW-6	ITMW-6-201504	4/14/2015	3.7	5.3 J	< 0.50 U
ITMW-6	ITMW-6-201507	7/22/2015	4.7	6.3	0.31 J
ITMW-6	ITMW-6-201510	10/7/2015	3.1	5.5	0.21 J
ITMW-7	ITMW-7-19891101	11/1/1989	ND	NT	ND
ITMW-7	ITMW-7-19900101	1/1/1990	ND	NT	ND
ITMW-7	ITMW-7-19961201	12/1/1996	290	NT	3
ITMW-7	ITMW-7-19970501	5/1/1997	380	180	ND
ITMW-7	ITMW-7-19990201	2/1/1999	ND	ND	ND
ITMW-7	ITMW-7-19990601	6/1/1999	320	144	ND
ITMW-7	ITMW-7-19990601-FD	6/1/1999	300	140	ND
ITMW-7	ITMW-7-20000301	3/1/2000	262	100	ND
ITMW-7	ITMW-7-20000301-FD	3/1/2000	207	92	ND
ITMW-7	ITMW-7-20000919	9/19/2000	207	100	< 10 U
ITMW-7	ITMW-7-20000921-FD	9/21/2000	109	< 5 U	< 10 U
ITMW-7	ITMW-7-20010328	3/28/2001	161	66	< 10 U
ITMW-7	ITMW-7-20010913	9/13/2001	139	68	< 10 U
ITMW-7	ITMW-7-20020910	9/10/2002	137	56	< 10 U
ITMW-7	ITMW-7-20020910-FD	9/10/2002	128	54	< 10 U
ITMW-7	ITMW-7-20030227	2/27/2003	172	92.5	< 10 U
ITMW-7	ITMW-7-20030924	9/24/2003	125	57.3	< 10 U
ITMW-7	ITMW-7-20040414	4/14/2004	201	80.7	< 10 U
ITMW-7	ITMW-7-20040922	9/22/2004	132	48.4	< 10 U
ITMW-7	ITMW-7-20050407	4/7/2005	122	39	< 10 U
ITMW-7	ITMW-7-20050928	9/28/2005	100	30.5	< 10 U
ITMW-7	ITMW-7-20060314	3/14/2006	153	59.5	< 10 U
ITMW-7	ITMW-7-20061010	10/10/2006	140	44	1 J
ITMW-7	ITMW-7-20070417	4/17/2007	83	29.4	< 10 U
ITMW-7	ITMW-7-20070921	9/21/2007	72	22	< 10 U
ITMW-7	ITMW-7-20080430	4/30/2008	70	18	< 10 U
ITMW-7	ITMW-7-20081211	12/11/2008	66	19	< 5 U
ITMW-7	ITMW-7-20090427	4/27/2009	87	26	< 5 U
ITMW-7	ITMW-7-20091028	10/28/2009	60	20	< 5 U
ITMW-7	ITMW-7-20100510	5/10/2010	73	18	< 5 U
ITMW-7	ITMW-7-20110323	3/23/2011	225	93.2	56.5
ITMW-7	ITMW-7-20111025	10/25/2011	99	26	< 5 U
ITMW-7	ITMW-7-20120418	4/18/2012	100	20	< 5 U
ITMW-7	ITMW-7-20121018	10/18/2012	63	17	< 0.11 U

TABLE 10
HISTORICAL SUMMARY OF GROUNDWATER CONCENTRATIONS
FOR TCE AND DAUGHTER-PRODUCTS
Whirlpool Facility - Fort Smith, Arkansas

Well ID	Sample Name	Date	Trichloroethene (ug/L)	cis-1,2-Dichloroethene (ug/L)	Vinyl Chloride (ug/L)
ITMW-7	ITMW-7-20130425	4/25/2013	69	16	0.27 J
ITMW-7	ITMW-7-101713	10/17/2013	47	12	< 0.11 U
ITMW-7	ITMW-7-201403	3/8/2014	37.4	10	0.24 J
ITMW-7	ITMW-7-201405	5/14/2014	37.0	11.1	0.22 J
ITMW-7	ITMW-7-201407	7/30/2014	36.7	11.2	< 0.50 U
ITMW-7	ITMW-7-201410	10/15/2014	33.7	10.3	< 0.50 U
ITMW-7	ITMW-7-201501	1/14/2015	34.7	10.5	< 0.50 U
ITMW-7	ITMW-7-201504	4/14/2015	29.3	9.2	< 0.50 U
ITMW-7	ITMW-7-201507	7/22/2015	26.4	8.3	0.19 J
ITMW-7	ITMW-7-201510	10/8/2015	27.6	8.8	0.19 J
ITMW-9	ITMW-9-19900101	1/1/1990	ND	NT	ND
ITMW-9	ITMW-9-19961201	12/1/1996	230	NT	ND
ITMW-9	ITMW-9-19970501	5/1/1997	7	ND	ND
ITMW-9	ITMW-9-19990201	2/1/1999	40	24	ND
ITMW-9	ITMW-9-20000301	3/1/2000	69	45	ND
ITMW-9	ITMW-9-20000920	9/20/2000	57.3	14.3	< 10 U
ITMW-9	ITMW-9-20000920-FD	9/20/2000	54.8	14	< 10 U
ITMW-9	ITMW-9-20010328	3/28/2001	40	12	< 10 U
ITMW-9	ITMW-9-20010913	9/13/2001	40	12	< 10 U
ITMW-9	ITMW-9-20020910	9/10/2002	61	21	< 10 U
ITMW-9	ITMW-9-20030228	2/28/2003	54.2	37.2	< 10 U
ITMW-9	ITMW-9-20030923	9/23/2003	91	49.5	< 10 U
ITMW-9	ITMW-9-20030923-FD	9/23/2003	97.6	53.9	< 10 U
ITMW-9	ITMW-9-20040414	4/14/2004	71.8	38.8	< 10 U
ITMW-9	ITMW-9-20040922	9/22/2004	80.7	21.1	< 10 U
ITMW-9	ITMW-9-20050406	4/6/2005	79	30.4	< 10 U
ITMW-9	ITMW-9-20050927	9/27/2005	98.8	54.6	< 10 U
ITMW-9	ITMW-9-20060314	3/14/2006	101	78.7	< 10 U
ITMW-9	ITMW-9-20061011	10/11/2006	110	77	6 J
ITMW-9	ITMW-9-20070417	4/17/2007	79	39.6	< 10 U
ITMW-9	ITMW-9-20070920	9/20/2007	76	26	< 10 U
ITMW-9	ITMW-9-20080428	4/28/2008	82	37	< 10 U
ITMW-9	ITMW-9-20081209	12/9/2008	90	62	< 5 U
ITMW-9	ITMW-9-20090427	4/27/2009	110	51	< 5 U
ITMW-9	ITMW-9-20091027	10/27/2009	120	67	5.7
ITMW-9	ITMW-9-20091027-FD	10/27/2009	120	71	6.1
ITMW-9	ITMW-9-20100511	5/11/2010	130	38	< 5 U
ITMW-9	ITMW-9-20110322	3/22/2011	120	48	2.4 J
ITMW-9	ITMW-9-20111025	10/25/2011	90	57	< 5 U
ITMW-9	ITMW-9-20120417	4/17/2012	150	50	2.5 J
ITMW-9	ITMW-9-20121018	10/18/2012	120	53	5.2
ITMW-9	ITMW-9-20130424	4/24/2013	140	44	1.6 J
ITMW-9	ITMW-9-101713	10/17/2013	83	42	16
ITMW-9	ITMW-9-201403	3/8/2014	112	40.4	0.41 J
ITMW-9	ITMW-9-201405	5/14/2014	113	42.2	0.64 J
ITMW-9	DUP-6-201407	7/30/2014	143	43.9	0.54 J
ITMW-9	ITMW-9-201407	7/30/2014	141	44.4	0.53 J
ITMW-9	DUP-02-201410	10/15/2014	75.3	38.8	1.7 J
ITMW-9	ITMW-9-201410	10/15/2014	76.9	39.1	1.8 J
ITMW-9	DUP-02-201501	1/13/2015	89.4	39.1	1.4
ITMW-9	ITMW-9-201501	1/13/2015	89.6	39.1	1.4
ITMW-9	ITMW-9-201504	4/15/2015	100	35.4	< 0.50 U
ITMW-9	ITMW-9-201507	7/21/2015	142	35.5	0.40 J
ITMW-9	DUP-09-201510	10/7/2015	55.2	26.8	1.1
ITMW-9	ITMW-9-201510	10/7/2015	55.6	26.6	1.0
ITMW-10	ITMW-10-19900101	1/1/1990	ND	NT	ND
ITMW-10	ITMW-10-19961201	12/1/1996	4	NT	ND
ITMW-10	ITMW-10-19990201	2/1/1999	25	13	ND
ITMW-10	ITMW-10-20000301	3/1/2000	23	17	ND
ITMW-10	ITMW-10-20000920	9/20/2000	18.1	15.9	< 10 U
ITMW-10	ITMW-10-20010328	3/28/2001	40	21	< 10 U
ITMW-10	ITMW-10-20010913	9/13/2001	29	28	< 10 U
ITMW-10	ITMW-10-20010913-FD	9/13/2001	30	27	< 10 U
ITMW-10	ITMW-10-20020910	9/10/2002	55	38	< 10 U
ITMW-10	ITMW-10-20030228	2/28/2003	57.6	50.9	< 10 U
ITMW-10	ITMW-10-20030716	7/16/2003	55.3	49.2	< 10 U
ITMW-10	ITMW-10-20030923	9/23/2003	65.9	56.5	< 10 U
ITMW-10	ITMW-10-20040414	4/14/2004	80	57.4	< 10 U
ITMW-10	ITMW-10-20040922	9/22/2004	59.6	50	< 10 U
ITMW-10	ITMW-10-20050406	4/6/2005	72.1	57.7	< 10 U
ITMW-10	ITMW-10-20050928	9/28/2005	57.6	41.6	< 10 U
ITMW-10	ITMW-10-20060314	3/14/2006	82	67.2	< 10 U
ITMW-10	ITMW-10-20061010	10/10/2006	88	54	5 J
ITMW-10	ITMW-10-20070417	4/17/2007	76	52.4	< 10 U
ITMW-10	ITMW-10-20070920	9/20/2007	67	48	5 J
ITMW-10	ITMW-10-20080428	4/28/2008	61	46	< 10 U

TABLE 10
HISTORICAL SUMMARY OF GROUNDWATER CONCENTRATIONS
FOR TCE AND DAUGHTER-PRODUCTS
Whirlpool Facility - Fort Smith, Arkansas

Well ID	Sample Name	Date	Trichloroethene (ug/L)	cis-1,2-Dichloroethene (ug/L)	Vinyl Chloride (ug/L)
ITMW-10	ITMW-10-20081209	12/9/2008	78	50	< 5 U
ITMW-10	ITMW-10-20090427	4/27/2009	87	52	4.4 J
ITMW-10	ITMW-10-20091027	10/27/2009	110	50	4.2 J
ITMW-10	ITMW-10-20100511	5/11/2010	85	46	2.4 J
ITMW-10	ITMW-10-20110322	3/22/2011	92	42	2.7 J
ITMW-10	ITMW-10-20111025	10/25/2011	94	39	2.5 J
ITMW-10	ITMW-10-20121018	10/18/2012	100	37	2.5
ITMW-10	ITMW-10-101513	10/15/2013	100	32	3.1
ITMW-10	ITMW-10-201403	3/6/2014	166	32.3	1.2 J
ITMW-10	ITMW-10-201405	5/14/2014	184	32.4	1.4 J
ITMW-10	ITMW-10-201407	7/30/2014	273	38.3	1.8 J
ITMW-10	ITMW-10-201410	10/15/2014	243	32.3	1.7 J
ITMW-10	ITMW-10-201501	1/14/2015	403	38.9	1.4
ITMW-10	ITMW-10-201504	4/15/2015	258	34.8	0.98 J
ITMW-10	DUP-08-201504	4/16/2015	303	36.1	1.2
ITMW-10	DUP-01-201507	7/22/2015	501	36.7	1.5
ITMW-10	ITMW-10-201507	7/22/2015	504	36.2	1.3
ITMW-10	DUP-04-201510	10/7/2015	445	37.9	1.6
ITMW-10	ITMW-10-201510	10/7/2015	437	37.5	1.5
ITMW-11	ITMW-11-19900101	1/1/1990	19000	NT	180
ITMW-11	ITMW-11-19901101	11/1/1990	4700	NT	93
ITMW-11	ITMW-11-19910201	2/1/1991	3400	NT	ND
ITMW-11	ITMW-11-19931101	11/1/1993	2300	NT	43
ITMW-11	ITMW-11-19961201	12/1/1996	510	NT	ND
ITMW-11	ITMW-11-19990201	2/1/1999	650	10	ND
ITMW-11	ITMW-11-20000301	3/1/2000	3370	206	ND
ITMW-11	ITMW-11-20000919	9/19/2000	8030	327	11.7
ITMW-11	ITMW-11-20010327	3/27/2001	7000	200	< 10 U
ITMW-11	ITMW-11-20010913	9/13/2001	6000	183	< 10 U
ITMW-11	ITMW-11-20011120	11/20/2001	< 5 U	< 5 U	< 10 U
ITMW-11	ITMW-11L-20020909	9/9/2002	7100	206	10
ITMW-11	ITMW-11T-20020909	9/9/2002	800	72	< 10 U
ITMW-11	ITMW-11-20030226	2/26/2003	4110	346	58.8
ITMW-11	ITMW-11-20030226-FD	2/26/2003	3630	306	60.7
ITMW-11	ITMW-11-20030924	9/24/2003	3990	269	11.8
ITMW-11	ITMW-11-20040413	4/13/2004	3160	240	37.8
ITMW-11	ITMW-11-20040921	9/21/2004	3450	204	< 10 U
ITMW-11	ITMW-11-20050407	4/7/2005	4210	282	66.7
ITMW-11	ITMW-11-20050929	9/29/2005	3910	199	18
ITMW-11	ITMW-11-20060316	3/16/2006	14600	1290	482
ITMW-11	ITMW-11-20060316-FD	3/16/2006	12800	1210	381
ITMW-11	ITMW-11-20061013	10/13/2006	8000	340	47
ITMW-11	ITMW-11-20070419	4/19/2007	3970	199	< 200 U
ITMW-11	ITMW-11-20070921	9/21/2007	7600	180	21
ITMW-11	ITMW-11-20080430	4/30/2008	4500	210	58
ITMW-11	ITMW-11-20081210	12/10/2008	5800	190	27
ITMW-11	ITMW-11-20090427	4/27/2009	2500	200	24
ITMW-11	ITMW-11-20100511-FD	5/11/2010	6200	290	28
ITMW-11	ITMW-11-20100511	5/11/2010	6200	290	45
ITMW-11	ITMW-11-20110323	3/23/2011	9700	520	130
ITMW-11	ITMW-11-20111026	10/26/2011	8800	310	16
ITMW-11	ITMW-11-20121019	10/19/2012	1400	34	2.4
ITMW-11	ITMW-11-101713	10/17/2013	180	8.7	2.9
ITMW-11	ITMW-11-201403	3/8/2014	2980	187 M1	22.5
ITMW-11	DUP-4-201405	5/15/2014	1470	107	4.9
ITMW-11	ITMW-11-201405	5/15/2014	1590	99.5	5.5
ITMW-11	ITMW-11-201407	7/31/2014	7380	156	6.9
ITMW-11	ITMW-11-201410	10/15/2014	2050	70.4	3.5
ITMW-11	ITMW-11-20141204	12/4/2014	1530	55.0	6.4
ITMW-11	ITMW-11-201501	1/15/2015	68.3	9.8	1.9
ITMW-11	ITMW-11-201504	4/15/2015	< 0.50 U	< 0.50 U	< 0.50 U
ITMW-11	ITMW-11-201507	7/22/2015	33.2	5.9	< 0.13 U
ITMW-11	ITMW-11-201510	10/7/2015	721	57.9	0.96 J
ITMW-12	ITMW-12-19901101	11/1/1990	2400	NT	140
ITMW-12	ITMW-12-19910201	2/1/1991	2100	NT	ND
ITMW-12	ITMW-12-19931101	11/1/1993	2500	NT	35
ITMW-12	ITMW-12-19961201	12/1/1996	1200	NT	ND
ITMW-12	ITMW-12-19990201	2/1/1999	3100	480	34
ITMW-12	ITMW-12-20000301	3/1/2000	3110	320	19
ITMW-12	ITMW-12-20000919	9/19/2000	3350	180	12
ITMW-12	ITMW-12-20010327	3/27/2001	3900	200	20
ITMW-12	ITMW-12-20010913	9/13/2001	3100	159	< 10 U
ITMW-12	ITMW-12-20011120	11/20/2001	2400	300	20
ITMW-12	ITMW-12-20020911	9/11/2002	4200	300	< 10 U
ITMW-12	ITMW-12-20030226	2/26/2003	3460	287	< 10 U
ITMW-12	ITMW-12-20030226-FD	2/26/2003	3940	308	< 10 U

TABLE 10
HISTORICAL SUMMARY OF GROUNDWATER CONCENTRATIONS
FOR TCE AND DAUGHTER-PRODUCTS
Whirlpool Facility - Fort Smith, Arkansas

Well ID	Sample Name	Date	Trichloroethene (ug/L)	cis-1,2-Dichloroethene (ug/L)	Vinyl Chloride (ug/L)
ITMW-12	ITMW-12-20030924	9/24/2003	2920	242	< 10 U
ITMW-12	ITMW-12-20040413	4/13/2004	2410	245	< 10 U
ITMW-12	ITMW-12-20040921	9/21/2004	1780	238	< 10 U
ITMW-12	ITMW-12-20050929	9/29/2005	2120	273	< 10 U
ITMW-12	ITMW-12-20061013	10/13/2006	3500	310	9 J
ITMW-12	ITMW-12-20070921	9/21/2007	2100	220	< 10 U
ITMW-12	ITMW-12-20081209	12/9/2008	1500	180	< 5 U
ITMW-12	ITMW-12-20111026	10/26/2011	1600	230	1.8 J
ITMW-12	ITMW-12-20121019	10/19/2012	2500	200	3.6
ITMW-12	ITMW-12-101713	10/17/2013	2300	190	3.2
ITMW-12	ITMW-12-20131017-FD	10/17/2013	2300	160	4.1
ITMW-12	ITMW-12-201403	3/8/2014	1910	148	3.4
ITMW-12	ITMW-12-201403-FD	3/8/2014	2400	207	3.4
ITMW-12	ITMW-12-201405	5/14/2014	2740	164	14.0
ITMW-12	ITMW-12-201407	7/31/2014	2710	173	13.6
ITMW-12	DUP-04-201410	10/15/2014	2950	192	3.7
ITMW-12	ITMW-12-201410	10/15/2014	2570	188	3.5
ITMW-12	ITMW-12-20141204	12/4/2014	468	51.1	0.88 J
ITMW-12	DUP-04-201501	1/15/2015	59.3	4.8	< 0.50 U
ITMW-12	ITMW-12-201501	1/15/2015	57.1	4.2	< 0.50 U
ITMW-12	ITMW-12-201504	4/15/2015	2260	149	< 0.13 U
ITMW-12	ITMW-12-201507	7/23/2015	652	46.2	0.58 J
ITMW-12	ITMW-12-201510	10/7/2015	314	34.6	0.42 J
ITMW-13	ITMW-13-19901101	11/1/1990	34	NT	18
ITMW-13	ITMW-13-19910201	2/1/1991	32	NT	35
ITMW-13	ITMW-13-19931101	11/1/1993	NT	NT	29
ITMW-13	ITMW-13-19961201	12/1/1996	36	NT	36
ITMW-13	ITMW-13-19990201	2/1/1999	36	140	48
ITMW-13	ITMW-13-20000301	3/1/2000	37	121	53
ITMW-13	ITMW-13-20000919	9/19/2000	22.4	112	50.5
ITMW-13	ITMW-13-20010328	3/28/2001	44	92	40
ITMW-13	ITMW-13-20010913	9/13/2001	35	111	80
ITMW-13	ITMW-13L-20020909	9/9/2002	99	110	10
ITMW-13	ITMW-13T-20020909	9/9/2002	81	86	20
ITMW-13	ITMW-13-20030226	2/26/2003	70.2	85.5	< 10 U
ITMW-13	ITMW-13-20030924	9/24/2003	159	130	< 10 U
ITMW-13	ITMW-13-20040413	4/13/2004	48.4	87.2	< 10 U
ITMW-13	ITMW-13-20040921	9/21/2004	25.5	71.6	< 10 U
ITMW-13	ITMW-13-20050407	4/7/2005	71.8	103	< 10 U
ITMW-13	ITMW-13-20050930	9/30/2005	72.7	114	17.9
ITMW-13	ITMW-13-20060316	3/16/2006	141	187	< 10 U
ITMW-13	ITMW-13-20061014	10/14/2006	100	150	17
ITMW-13	ITMW-13-20070418	4/18/2007	83.1	78	4.3 J
ITMW-13	ITMW-13-20070920	9/20/2007	28	40	< 10 U
ITMW-13	ITMW-13-20080429	4/29/2008	69	72	< 10 U
ITMW-13	ITMW-13-20081210	12/10/2008	26	23	< 5 U
ITMW-13	ITMW-13-20090427	4/27/2009	79	78	< 5 U
ITMW-13	ITMW-13-20091027	10/27/2009	18	22	< 5 U
ITMW-13	ITMW-13-20100512	5/12/2010	97	72	< 5 U
ITMW-13	ITMW-13-20110323	3/23/2011	130	83	< 5 U
ITMW-13	ITMW-13-20111027-FD	10/27/2011	64	40	< 5 U
ITMW-13	ITMW-13-20111027	10/27/2011	65	41	< 5 U
ITMW-13	ITMW-13-20120419	4/19/2012	97	63	< 5 U
ITMW-13	ITMW-13-20121018	10/18/2012	400	260	1.0 J
ITMW-13	ITMW-13-20130425	4/25/2013	86	52	0.14 J
ITMW-13	ITMW-13-101613	10/16/2013	150	74	< 0.11 U
ITMW-13	ITMW-13-201403	3/8/2014	69.3	45.3	< 0.13 U
ITMW-13	ITMW-13-201405	5/14/2014	54.0	34.7	0.17 J
ITMW-13	ITMW-13-201407	7/30/2014	36.5	27.5	< 0.50 U
ITMW-13	ITMW-13-201410	10/15/2014	40.8	25.9	< 0.50 U
ITMW-13	ITMW-13-201501	1/14/2015	45.8	28.5	< 0.50 U
ITMW-13	ITMW-13-201504	4/15/2015	43.1	26.5	< 0.50 U
ITMW-13	DUP-03-201504	4/15/2015	47.7	26.7	< 0.50 U
ITMW-13	DUP-02-201507	7/22/2015	36.1	20.8	0.17 J
ITMW-13	ITMW-13-201507	7/22/2015	37.3	20.1	0.18 J
ITMW-13	DUP-01-201510	10/7/2015	25.5	17.6	0.18 J
ITMW-13	ITMW-13-201510	10/7/2015	29.9	17.8	0.20 J
ITMW-14	ITMW-14-19901101	11/1/1990	ND	NT	13
ITMW-14	ITMW-14-19910201	2/1/1991	ND	NT	ND
ITMW-14	ITMW-14-19931101	11/1/1993	6	NT	ND
ITMW-14	ITMW-14-19961201	12/1/1996	ND	NT	ND
ITMW-14	ITMW-14-19990201	2/1/1999	ND	29	20
ITMW-14	ITMW-14-20000301	3/1/2000	ND	24	12
ITMW-14	ITMW-14-20000919	9/19/2000	< 5 U	13.6	< 10 U
ITMW-14	ITMW-14-20010327	3/27/2001	< 5 U	24	10
ITMW-14	ITMW-14-20010913	9/13/2001	< 5 U	5	< 10 U

TABLE 10
HISTORICAL SUMMARY OF GROUNDWATER CONCENTRATIONS
FOR TCE AND DAUGHTER-PRODUCTS
Whirlpool Facility - Fort Smith, Arkansas

Well ID	Sample Name	Date	Trichloroethene (ug/L)	cis-1,2-Dichloroethene (ug/L)	Vinyl Chloride (ug/L)
ITMW-14	ITMW-14-20020911	9/11/2002	41	6	< 10 U
ITMW-14	ITMW-14-20030226	2/26/2003	< 5 U	< 5 U	< 10 U
ITMW-14	ITMW-14-20030924	9/24/2003	< 5 U	< 5 U	< 10 U
ITMW-14	ITMW-14-20040413	4/13/2004	< 5 U	< 5 U	< 10 U
ITMW-14	ITMW-14-20040921	9/21/2004	< 5 U	< 5 U	< 10 U
ITMW-14	ITMW-14-20050930	9/30/2005	< 5 U	< 5 U	< 10 U
ITMW-14	ITMW-14-20061014	10/14/2006	4 J	8	< 10 UJ
ITMW-14	ITMW-14-20070921	9/21/2007	5 J	9	< 10 U
ITMW-14	ITMW-14-20081210	12/10/2008	5.7	9.3	< 5 U
ITMW-14	ITMW-14-20101104	11/4/2010	110	14	< 5 U
ITMW-14	ITMW-14-20111027	10/27/2011	6.3	11	< 5 U
ITMW-14	ITMW-14-20120419	4/19/2012	7.6	16	< 5 U
ITMW-14	ITMW-14-20121019	10/19/2012	5.4	11	< 0.11 U
ITMW-14	ITMW-14-20130425	4/25/2013	6.8	14	< 0.11 U
ITMW-14	ITMW-14-101613	10/16/2013	2.9 J	4.9 J	< 0.11 U
ITMW-14	ITMW-14-201403	3/8/2014	6.1	11.9	< 0.13 U
ITMW-14	ITMW-14-201405	5/14/2014	5.3	11.3	< 0.13 U
ITMW-14	ITMW-14-201407	7/30/2014	4.0 J	9.2	< 0.50 U
ITMW-14	ITMW-14-201410	10/15/2014	4.1 J	9.4	< 0.50 U
ITMW-14	ITMW-14-201501	1/14/2015	4.9	11.5	< 0.50 U
ITMW-14	ITMW-14-201504	4/15/2015	5.0	10.7	< 0.50 U
ITMW-14	ITMW-14-201507	7/22/2015	4.3	9.6	< 0.13 U
ITMW-14	ITMW-14-201510	10/7/2015	4.6	9.8	< 0.13 U
ITMW-15	ITMW-15-19901101	11/1/1990	2500	NT	55
ITMW-15	ITMW-15-19910201	2/1/1991	1700	NT	ND
ITMW-15	ITMW-15-19910415	4/15/1991	2000	NT	ND
ITMW-15	ITMW-15-19910419	4/19/1991	2100	NT	ND
ITMW-15	ITMW-15-19910420	4/20/1991	2400	NT	ND
ITMW-15	ITMW-15-19931101	11/1/1993	4300	NT	10
ITMW-15	ITMW-15-19961201	12/1/1996	240	NT	ND
ITMW-15	ITMW-15-19990201	2/1/1999	400	120	ND
ITMW-15	ITMW-15-20000301	3/1/2000	339	97	ND
ITMW-15	ITMW-15-20000919	9/19/2000	362	92.7	< 10 U
ITMW-15	ITMW-15-20000919-FD	9/19/2000	376	91	< 10 U
ITMW-15	ITMW-15-20010328	3/28/2001	290	57	< 10 U
ITMW-15	ITMW-15-20010913	9/13/2001	380	87	< 10 U
ITMW-15	ITMW-15-20010913-FD	9/13/2001	370	80	< 10 U
ITMW-15	ITMW-15-20011120	11/20/2001	157	30	< 10 U
ITMW-15	ITMW-15-20020911	9/11/2002	320	75	< 10 U
ITMW-15	ITMW-15-20030226	2/26/2003	301	98.7	< 10 U
ITMW-15	ITMW-15-20030925	9/25/2003	490	91.9	< 10 U
ITMW-15	ITMW-15-20040414	4/14/2004	334	126	< 10 U
ITMW-15	ITMW-15-20040921	9/21/2004	774	118	< 10 U
ITMW-15	ITMW-15-20050407	4/7/2005	685	133	< 10 U
ITMW-15	ITMW-15-20050929	9/29/2005	862	189	< 10 U
ITMW-15	ITMW-15-20060316	3/16/2006	908	183	12
ITMW-15	ITMW-15-20061013	10/13/2006	680	140	7 J
ITMW-15	ITMW-15-20070419	4/19/2007	591	110	8.5 J
ITMW-15	ITMW-15-20070921	9/21/2007	1000	190	27
ITMW-15	ITMW-15-20080429	4/29/2008	100	18	< 10 U
ITMW-15	ITMW-15-20081210	12/10/2008	1100	150	< 5 U
ITMW-15	ITMW-15-20090427	4/27/2009	2800	130	17
ITMW-15	ITMW-15-20100511	5/11/2010	2800	160	11
ITMW-15	ITMW-15-20111026	10/26/2011	1100	74	< 5 U
ITMW-15	ITMW-15-20121019	10/19/2012	240	14	1.1 J
ITMW-15	ITMW-15-101613	10/16/2013	2800	170	14
ITMW-15	ITMW-15-201403	3/8/2014	1630	152	11.6
ITMW-15	DUP2-201405	5/14/2014	899	61.7	4.4
ITMW-15	ITMW-15-201405	5/14/2014	729	60.7	4.1
ITMW-15	DUP-4-201407	7/30/2014	1850	82.8	3.0
ITMW-15	ITMW-15-201407	7/30/2014	1820	82.5	3.1
ITMW-15	DUP-05-201410	10/16/2014	1660	66.4	1.8 J
ITMW-15	ITMW-15-201410	10/16/2014	1490	63.0	2.0
ITMW-15	ITMW-15-20141205	12/5/2014	63.0	< 0.50 U	< 0.50 U
ITMW-15	DUP-05-201501	1/15/2015	61.7	3.8	< 0.50 U
ITMW-15	ITMW-15-201501	1/15/2015	56.5	2.9	< 0.50 U
ITMW-15	ITMW-15-201504	4/15/2015	101	7.5	< 0.50 U
ITMW-15	ITMW-15-201507	7/22/2015	110	22.4	1.3
ITMW-15	ITMW-15-201510	10/8/2015	38.9	2.4	< 0.13 U
ITMW-16	ITMW-16-19910201	2/1/1991	31	NT	ND
ITMW-16	ITMW-16-19931101	11/1/1993	41	NT	7
ITMW-16	ITMW-16-19961201	12/1/1996	ND	NT	ND
ITMW-16	ITMW-16-19990201	2/1/1999	ND	ND	ND
ITMW-16	ITMW-16-20000301	3/1/2000	7	ND	ND
ITMW-16	ITMW-16-20000921	9/21/2000	< 5 U	< 5 U	< 10 U
ITMW-16	ITMW-16-20010326	3/26/2001	< 5 U	< 5 U	< 10 U

TABLE 10
HISTORICAL SUMMARY OF GROUNDWATER CONCENTRATIONS
FOR TCE AND DAUGHTER-PRODUCTS
Whirlpool Facility - Fort Smith, Arkansas

Well ID	Sample Name	Date	Trichloroethene (ug/L)	cis-1,2-Dichloroethene (ug/L)	Vinyl Chloride (ug/L)
ITMW-16	ITMW-16-20010913	9/13/2001	< 5 U	< 5 U	< 10 U
ITMW-16	ITMW-16-20020911	9/11/2002	< 5 U	< 5 U	< 10 U
ITMW-16	ITMW-16-20030227	2/27/2003	< 5 U	< 5 U	< 10 U
ITMW-16	ITMW-16-20030925	9/25/2003	< 5 U	< 5 U	< 10 U
ITMW-16	ITMW-16-20040415	4/15/2004	< 5 U	< 5 U	< 10 U
ITMW-16	ITMW-16-20040923	9/23/2004	< 5 U	< 5 U	< 10 U
ITMW-16	ITMW-16-20050929	9/29/2005	< 5 U	< 5 U	< 10 U
ITMW-16	ITMW-16-20050929-FD	9/29/2005	< 5 U	< 5 U	< 10 U
ITMW-16	ITMW-16-20061014	10/14/2006	< 5 U	< 5 U	< 10 U
ITMW-16	ITMW-16-20070920	9/20/2007	< 5 U	< 5 U	< 10 U
ITMW-16	ITMW-16-20081210	12/10/2008	< 5 U	< 5 U	< 5 U
ITMW-16	ITMW-16-20101106	11/6/2010	17	< 5 U	< 5 U
ITMW-16	ITMW-16-20111027	10/27/2011	< 5 U	< 5 U	< 5 U
ITMW-16	ITMW-16-20120418	4/18/2012	< 5 U	< 5 U	< 5 U
ITMW-16	ITMW-16-20121018	10/18/2012	< 1.6 U	< 0.56 U	< 0.11 U
ITMW-16	ITMW-16-20130424	4/24/2013	< 1.6 U	< 0.56 U	< 0.11 U
ITMW-16	ITMW-16-101613	10/16/2013	< 1.6 U	< 0.56 U	< 0.11 U
ITMW-16	ITMW-16-201403	3/7/2014	0.30 J	< 0.080 U	< 0.13 U
ITMW-16	ITMW-16-201405	5/13/2014	< 0.17 U	< 0.080 U	< 0.13 U
ITMW-16	ITMW-16-201407	7/30/2014	< 0.50 U	< 0.50 U	< 0.50 U
ITMW-16	ITMW-16-201410	10/15/2014	< 0.50 U	< 0.50 U	< 0.50 U
ITMW-16	ITMW-16-201501	1/14/2015	< 0.50 U	< 0.50 U	< 0.50 U
ITMW-16	ITMW-16-201504	4/14/2015	< 0.50 U	< 0.50 U	< 0.50 U
ITMW-16	ITMW-16-201507	7/22/2015	< 0.17 U	< 0.080 U	< 0.13 U
ITMW-16	ITMW-16-201510	10/7/2015	< 0.17 U	< 0.080 U	< 0.13 U
ITMW-17	ITMW-17-19910201	2/1/1991	21000	NT	ND
ITMW-17	ITMW-17-19910415	4/15/1991	21000	NT	ND
ITMW-17	ITMW-17-19910424	4/24/1991	21000	NT	ND
ITMW-17	ITMW-17-19931101	11/1/1993	18000	NT	15
ITMW-17	ITMW-17-19961201	12/1/1996	9300	NT	ND
ITMW-17	ITMW-17-19990201	2/1/1999	11000	240	ND
ITMW-17	ITMW-17-20000301	3/1/2000	6780	171	ND
ITMW-17	ITMW-17-20000919	9/19/2000	5500	180	< 10 U
ITMW-17	ITMW-17-20010105	1/5/2001	8310	179	< 10 U
ITMW-17	ITMW-17-20010328	3/28/2001	6700	134	< 10 U
ITMW-17	ITMW-17-20010913	9/13/2001	6300	158	< 10 U
ITMW-17	ITMW-17-20020911	9/11/2002	6500	153	< 10 U
ITMW-17	ITMW-17-20030226	2/26/2003	4380	134	< 10 U
ITMW-17	ITMW-17-20030925	9/25/2003	6090	136	< 10 U
ITMW-17	ITMW-17-20040414	4/14/2004	5050	184	< 10 U
ITMW-17	ITMW-17-20040414-FD	4/14/2004	4920	182	< 10 U
ITMW-17	ITMW-17-20040921	9/21/2004	5760	156	< 10 U
ITMW-17	ITMW-17-20050407	4/7/2005	5750	156	< 10 U
ITMW-17	ITMW-17-20050929	9/29/2005	5460	111	< 10 U
ITMW-17	ITMW-17-20060315	3/15/2006	15900	211	26.3
ITMW-17	ITMW-17-20061012	10/12/2006	19000	220	21
ITMW-17	ITMW-17-20070418	4/18/2007	13000	298	< 10 U
ITMW-17	ITMW-17-20070921	9/21/2007	11000	210	3 J
ITMW-17	ITMW-17-20080429	4/29/2008	6200	140	< 10 U
ITMW-17	ITMW-17-20081210	12/10/2008	5600	130	< 5 U
ITMW-17	ITMW-17-20090427	4/27/2009	5200	130	< 5 U
ITMW-17	ITMW-17-20100511	5/11/2010	4500	85	< 5 U
ITMW-17	ITMW-17-20101104	11/4/2010	5400	110	< 5 U
ITMW-17	ITMW-17-20110322	3/22/2011	5300	100	< 5 U
ITMW-17	ITMW-17-20111026	10/26/2011	4500	98	< 5 U
ITMW-17	ITMW-17-20120419	4/19/2012	4700	110	< 5 U
ITMW-17	ITMW-17-20121019	10/19/2012	3500	100	0.48 J
ITMW-17	ITMW-17-20130425	4/25/2013	5600	130	0.90 J
ITMW-17	ITMW-17-101713	10/17/2013	4800	79	< 0.11 U
ITMW-17	ITMW-17-201403	3/8/2014	3770	86.1	0.57 J
ITMW-17	ITMW-17-201403-FD	3/8/2014	4040	87.3	0.74 J
ITMW-17	DUP-3-201405	5/15/2014	3370	88.5	1.1 J
ITMW-17	ITMW-17-201405	5/15/2014	3630	82.9	1.3 J
ITMW-17	ITMW-17-201407	7/30/2014	2260	64.7	< 0.50 U
ITMW-17	ITMW-17-201410	10/16/2014	3510	70.5	3.2
ITMW-17	ITMW-17-20141205	12/5/2014	4630	210 J	7.7
ITMW-17	ITMW-17-201501	1/15/2015	3840	110	1.5
ITMW-17	ITMW-17-201504	4/15/2015	3920	142	< 0.13 U
ITMW-17	ITMW-17-201507	7/22/2015	5350	116	0.51 J
ITMW-17	ITMW-17-201510	10/8/2015	3970	77.2	2.5
ITMW-18	ITMW-18-19910201	2/1/1991	3700	NT	ND
ITMW-18	ITMW-18-19931101	11/1/1993	4500	NT	6
ITMW-18	ITMW-18-19961201	12/1/1996	1600	NT	ND
ITMW-18	ITMW-18-19990201	2/1/1999	6300	480	ND
ITMW-18	ITMW-18-20000301	3/1/2000	3560	401	ND
ITMW-18	ITMW-18-20000919	9/19/2000	4080	409	< 10 U

TABLE 10
HISTORICAL SUMMARY OF GROUNDWATER CONCENTRATIONS
FOR TCE AND DAUGHTER-PRODUCTS
Whirlpool Facility - Fort Smith, Arkansas

Well ID	Sample Name	Date	Trichloroethene (ug/L)	cis-1,2-Dichloroethene (ug/L)	Vinyl Chloride (ug/L)
ITMW-18	ITMW-18-20010327	3/27/2001	4000	400	< 10 U
ITMW-18	ITMW-18-20010327-FD	3/27/2001	4200	370	< 100 U
ITMW-18	ITMW-18-20010911	9/11/2001	4100	300	< 10 U
ITMW-18	ITMW-18-20020911	9/11/2002	6700	300	< 10 U
ITMW-18	ITMW-18-20030226	2/26/2003	5110	290	< 10 U
ITMW-18	ITMW-18-20030924	9/24/2003	7700	415	< 10 U
ITMW-18	ITMW-18-20040413	4/13/2004	7740	410	< 10 U
ITMW-18	ITMW-18-20040921	9/21/2004	7050	380	< 10 U
ITMW-18	ITMW-18-20050408	4/8/2005	7080	389	< 10 U
ITMW-18	ITMW-18-20050929	9/29/2005	4660	241	< 10 U
ITMW-18	ITMW-18-20060315	3/15/2006	5750	373	< 50 U
ITMW-18	ITMW-18-20061013	10/13/2006	6600	300	< 10 U
ITMW-18	ITMW-18-20070418	4/18/2007	15000	387	< 10 U
ITMW-18	ITMW-18-20070921	9/21/2007	8300	310	< 100 U
ITMW-18	ITMW-18-20080430	4/30/2008	9000	350	< 10 U
ITMW-18	ITMW-18-20081209	12/9/2008	7200	320	< 5 U
ITMW-18	ITMW-18-20090427	4/27/2009	7100	320	< 5 U
ITMW-18	ITMW-18-20091027	10/27/2009	7800	360	< 5 U
ITMW-18	ITMW-18-20100511	5/11/2010	11000	360	< 5 U
ITMW-18	ITMW-18-20111026	10/26/2011	8500	290	< 5 U
ITMW-18	ITMW-18-20120419	4/19/2012	9800	360	2.9 J
ITMW-18	ITMW-18-20121019	10/19/2012	7600	260	1.2 J
ITMW-18	ITMW-18-20130425	4/25/2013	7200	270	0.90 J
ITMW-18	ITMW-18-101713	10/17/2013	7000	280	0.64 J
ITMW-18	ITMW-18-201403	3/8/2014	9380	285	< 6.5 U
ITMW-18	ITMW-18-201403-FD	3/8/2014	8550	242 J	1.7 J
ITMW-18	DUP-5-201405	5/15/2014	2500	108	< 0.13 U
ITMW-18	ITMW-18-201405	5/15/2014	2940	101	< 0.13 U
ITMW-18	ITMW-18-201407	7/31/2014	5360	139	1.6 J
ITMW-18	ITMW-18-201410	10/15/2014	3540	68.5	< 0.50 U
ITMW-18	ITMW-18-20141204	12/4/2014	3690	74.3	< 0.50 U
ITMW-18	ITMW-18-201501	1/15/2015	488	26.5	< 0.50 U
ITMW-18	DUP-04-201504	4/16/2015	42.8	1.7	< 0.50 U
ITMW-18	ITMW-18-201504	4/16/2015	43.5	1.6	< 0.50 U
ITMW-18	DUP-07-201507	7/23/2015	24.7	0.81 J	< 0.13 U
ITMW-18	ITMW-18-201507	7/23/2015	22.9	0.69 J	< 0.13 U
ITMW-18	DUP-06-201510	10/8/2015	12.4	0.41 J	< 0.13 U
ITMW-18	ITMW-18-201510	10/8/2015	12.9	0.40 J	< 0.13 U
ITMW-19	ITMW-19-19910201	2/1/1991	9900	NT	ND
ITMW-19	ITMW-19-19931101	11/1/1993	27000	NT	7
ITMW-19	ITMW-19-19961201	12/1/1996	25000	NT	ND
ITMW-19	ITMW-19-19990201	2/1/1999	33000	150	ND
ITMW-19	ITMW-19-20000301	3/1/2000	33100	128	ND
ITMW-19	ITMW-19-20000919	9/19/2000	35700	197	< 10 U
ITMW-19	ITMW-19-20010105	1/5/2001	34000	166	< 10 U
ITMW-19	ITMW-19-20010328	3/28/2001	38000	119	< 10 U
ITMW-19	ITMW-19-20010913	9/13/2001	19000	132	< 10 U
ITMW-19	ITMW-19-20020911	9/11/2002	27000	167	< 10 U
ITMW-19	ITMW-19-20030226	2/26/2003	16200	126	< 10 U
ITMW-19	ITMW-19-20030924	9/24/2003	27300	186	< 10 U
ITMW-19	ITMW-19-20040413	4/13/2004	19400	186	< 10 U
ITMW-19	ITMW-19-20040921	9/21/2004	20000	148	< 10 U
ITMW-19	ITMW-19-20050407	4/7/2005	18300	146	< 10 U
ITMW-19	ITMW-19-20050407-FD	4/7/2005	16200	145	< 10 U
ITMW-19	ITMW-19-20050929	9/29/2005	25700	144	< 10 U
ITMW-19	ITMW-19-20060315	3/15/2006	21300	177	< 100 U
ITMW-19	ITMW-19-20061012	10/12/2006	16000	150	2 J
ITMW-19	ITMW-19-20070418	4/18/2007	20000	131	< 10 U
ITMW-19	ITMW-19-20070921	9/21/2007	19000	110	< 200 U
ITMW-19	ITMW-19-20080429	4/29/2008	17000	98	< 100 U
ITMW-19	ITMW-19-20081210	12/10/2008	11000	93	< 5 U
ITMW-19	ITMW-19-20090427	4/27/2009	13000	100	< 5 U
ITMW-19	ITMW-19-20100511	5/11/2010	19000	130	< 5 U
ITMW-19	ITMW-19-20101104-FD	11/4/2010	19000	150	< 5 U
ITMW-19	ITMW-19-20101104	11/4/2010	18000	140	< 5 U
ITMW-19	ITMW-19-20110322	3/22/2011	16000	110	1 J
ITMW-19	ITMW-19-20111026	10/26/2011	17000	120	< 5 U
ITMW-19	ITMW-19-20120419-FD	4/19/2012	15000	110	< 5 U
ITMW-19	ITMW-19-20120419	4/19/2012	18000	110	< 5 U
ITMW-19	ITMW-19-20121019	10/19/2012	15000	110	0.89 J
ITMW-19	ITMW-19-20130425	4/25/2013	13000	110	0.57 J
ITMW-19	ITMW-19-101813	10/18/2013	16000	91 J	< 0.11 U
ITMW-19	ITMW-19-10182013-FD	10/18/2013	14000	100 J	< 0.11 U
ITMW-19	ITMW-19-201403	3/8/2014	8850	66.7	0.57 J
ITMW-19	ITMW-19-201403-FD	3/8/2014	8270	60.8 J	< 6.5 U
ITMW-19	DUP-6-201405	5/15/2014	15300 J	67.2	0.87 J

TABLE 10
HISTORICAL SUMMARY OF GROUNDWATER CONCENTRATIONS
FOR TCE AND DAUGHTER-PRODUCTS
Whirlpool Facility - Fort Smith, Arkansas

Well ID	Sample Name	Date	Trichloroethene (ug/L)	cis-1,2-Dichloroethene (ug/L)	Vinyl Chloride (ug/L)
ITMW-19	ITMW-19-201405	5/15/2014	9780 J	65.8	0.85 J
ITMW-19	ITMW-19-201407	7/31/2014	13300	85.5	0.96 J
ITMW-19	ITMW-19-201410	10/16/2014	12800	76.7	1.9 J
ITMW-19	ITMW-19-20141205	12/5/2014	33.5	< 0.50 U	< 0.50 U
ITMW-19	ITMW-19-201501	1/15/2015	17.4	< 0.50 U	< 0.50 U
ITMW-19	ITMW-19-201504	4/15/2015	594	2.2	< 0.50 U
ITMW-19	ITMW-19-201507	7/23/2015	15.2	< 0.080 U	< 0.13 U
ITMW-19	ITMW-19-201510	10/8/2015	87.1	0.41 J	< 0.13 U
ITMW-20	ITMW-20-19910301	3/1/1991	ND	NT	ND
ITMW-20	ITMW-20-19931101	11/1/1993	ND	NT	ND
ITMW-20	ITMW-20-19961201	12/1/1996	290	NT	ND
ITMW-20	ITMW-20-19970501	5/1/1997	ND	ND	ND
ITMW-20	ITMW-20-19990201	2/1/1999	ND	ND	ND
ITMW-20	ITMW-20-20000301	3/1/2000	ND	ND	ND
ITMW-20	MW-20-20000921-FS	9/21/2000	< 5 U	< 5 U	< 10 U
ITMW-20	MW-20-20010327-FS	3/27/2001	< 5 U	< 5 U	< 10 U
ITMW-20	MW-20-20010911-FS	9/11/2001	21	< 5 U	< 10 U
ITMW-20	ITMW-20-20020910	9/10/2002	< 5 U	< 5 U	< 10 U
ITMW-20	ITMW-20-20030227	2/27/2003	< 5 U	< 5 U	< 10 U
ITMW-20	ITMW-20-20030924	9/24/2003	< 5 U	< 5 U	< 10 U
ITMW-20	ITMW-20-20040414	4/14/2004	< 5 U	< 5 U	< 10 U
ITMW-20	ITMW-20-20040922	9/22/2004	< 5 U	< 5 U	< 10 U
ITMW-20	ITMW-20-20050929	9/29/2005	< 5 U	< 5 U	< 10 U
ITMW-20	ITMW-20-20061012	10/12/2006	< 5 U	< 5 U	< 10 U
ITMW-20	ITMW-20-20070919	9/19/2007	< 5 U	< 5 U	< 10 U
ITMW-20	ITMW-20-20081210	12/10/2008	< 5 U	< 5 U	< 5 U
ITMW-20	ITMW-20-20091029	10/29/2009	< 5 U	< 5 U	< 5 U
ITMW-20	ITMW-20-20100512	5/12/2010	< 5 U	< 5 U	< 5 U
ITMW-20	ITMW-20-20101105	11/5/2010	15	< 5 U	< 5 U
ITMW-20	ITMW-20-20111026-FD	10/26/2011	< 5 U	< 5 U	< 5 U
ITMW-20	ITMW-20-20111026	10/26/2011	< 5 U	< 5 U	< 5 U
ITMW-20	ITMW-20-20120418	4/18/2012	< 5 U	< 5 U	< 5 U
ITMW-20	ITMW-20-20121018	10/18/2012	< 1.6 U	< 0.56 U	< 0.11 U
ITMW-20	ITMW-20-20130423	4/23/2013	< 1.6 U	< 0.56 U	< 0.11 U
ITMW-20	ITMW-20-101413	10/14/2013	< 1.6 U	< 0.56 U	< 0.11 U
ITMW-20	ITMW-20-201403	3/5/2014	< 0.17 U	< 0.080 U	0.15 J
ITMW-20	ITMW-20-201405	5/12/2014	0.21 J	< 0.080 U	< 0.13 U
ITMW-20	ITMW-20-201407	7/30/2014	< 0.50 U	< 0.50 U	< 0.50 U
ITMW-20	ITMW-20-201410	10/15/2014	< 0.50 U	< 0.50 U	< 0.50 U
ITMW-20	ITMW-20-201501	1/12/2015	< 0.50 U	< 0.50 U	< 0.50 U
ITMW-20	ITMW-20-201504	4/13/2015	< 0.50 U	< 0.50 U	< 0.50 U
ITMW-20	ITMW-20-201507	7/22/2015	0.20 J	< 0.080 U	< 0.13 U
ITMW-20	ITMW-20-201510	10/7/2015	< 0.17 U	< 0.080 U	< 0.13 U
ITMW-21	ITMW-21-19910301	3/1/1991	21	NT	ND
ITMW-21	ITMW-21-19931101	11/1/1993	37	NT	ND
ITMW-21	ITMW-21-19961201	12/1/1996	150	NT	ND
ITMW-21	ITMW-21-19990201	2/1/1999	190	ND	ND
ITMW-21	ITMW-21-20000301	3/1/2000	196	ND	ND
ITMW-21	ITMW-21-20000919	9/19/2000	192	< 5 U	< 10 U
ITMW-21	ITMW-21-20010328	3/28/2001	123	< 5 U	< 10 U
ITMW-21	ITMW-21-20010913	9/13/2001	116	< 5 U	< 10 U
ITMW-21	ITMW-21-20020910	9/10/2002	13	< 5 U	< 10 U
ITMW-21	ITMW-21-20030226	2/26/2003	39.5	< 5 U	< 10 U
ITMW-21	ITMW-21-20030923	9/23/2003	9.09	< 5 U	< 10 U
ITMW-21	ITMW-21-20040414	4/14/2004	52.9	< 5 U	< 10 U
ITMW-21	ITMW-21-20040922	9/22/2004	7.8	< 5 U	< 10 U
ITMW-21	ITMW-21-20050928	9/28/2005	6.45	< 5 U	< 10 U
ITMW-21	ITMW-21-20061012	10/12/2006	9	< 5 U	< 10 U
ITMW-21	ITMW-21-20070921	9/21/2007	10	< 5 U	< 10 U
ITMW-21	ITMW-21-20081209	12/9/2008	15	< 5 U	< 5 U
ITMW-21	ITMW-21-20091027	10/27/2009	14	< 5 U	< 5 U
ITMW-21	ITMW-21-20101104	11/4/2010	1100	4.4 J	< 5 U
ITMW-21	ITMW-21-20110322	3/22/2011	24	< 5 U	< 5 U
ITMW-21	ITMW-21-20111025	10/25/2011	11	< 5 U	< 5 U
ITMW-21	ITMW-21-20120417	4/17/2012	30	< 5 U	< 5 U
ITMW-21	ITMW-21-20121019	10/19/2012	7.7	< 0.56 U	< 0.11 U
ITMW-21	ITMW-21-20130424	4/24/2013	18	< 0.56 U	< 0.11 U
ITMW-21	ITMW-21-101513	10/15/2013	20	< 0.56 U	< 0.11 U
ITMW-21	ITMW-21-201403	3/6/2014	14.8	< 0.080 U	< 0.13 U
ITMW-21	ITMW-21-201405	5/14/2014	17.6	< 0.080 U	< 0.13 U
ITMW-21	DUP-3-201407	7/30/2014	9.3	< 0.50 U	< 0.50 U
ITMW-21	ITMW-21-201407	7/30/2014	9.4	< 0.50 U	< 0.50 U
ITMW-21	ITMW-21-201410	10/15/2014	6.0	< 0.50 U	< 0.50 U
ITMW-21	ITMW-21-201501	1/14/2015	10.8	< 0.50 U	< 0.50 U
ITMW-21	ITMW-21-201504	4/14/2015	12.7	< 0.50 U	< 0.50 U
ITMW-21	ITMW-21-201507	7/22/2015	7.6	0.20 J	< 0.13 U

TABLE 10
HISTORICAL SUMMARY OF GROUNDWATER CONCENTRATIONS
FOR TCE AND DAUGHTER-PRODUCTS
Whirlpool Facility - Fort Smith, Arkansas

Well ID	Sample Name	Date	Trichloroethene (ug/L)	cis-1,2-Dichloroethene (ug/L)	Vinyl Chloride (ug/L)
ITMW-21	ITMW-21-201510	10/8/2015	7.2	0.29 J	< 0.13 U
IW-72	IW-72-20090116	1/16/2009	27	< 5 U	< 5 U
IW-72	IW-72-20090423	4/23/2009	40	< 5 U	< 5 U
IW-72	IW-72-20090508	5/8/2009	40	< 5 U	< 5 U
IW-72	IW-72-20110303-FS	3/3/2011	3.1 J	< 0.56 U	< 0.85 U
IW-72	IW-72-20110519-FS	5/19/2011	< 1.6 U	< 0.56 U	NT
IW-72	IW-72-20111024	10/24/2011	< 5 U	< 5 U	< 5 U
IW-72	IW-72-20120417	4/17/2012	3.8 J	< 5 U	< 5 U
IW-72	IW-72-20121019	10/19/2012	< 1.6 U	< 0.56 U	< 0.11 U
IW-72	IW-72-20130424	4/24/2013	< 1.6 U	< 0.56 U	< 0.11 U
IW-72	IW-72-101513	10/15/2013	< 1.6 U	< 0.56 U	< 0.11 U
IW-72	IW-72-201403	3/6/2014	< 0.17 U	< 0.080 U	< 0.13 U
IW-72	IW-72-201405	5/12/2014	< 0.17 U	< 0.080 U	< 0.13 U
IW-72	IW-72-201407	7/29/2014	< 0.50 U	< 0.50 U	< 0.50 U
IW-72	IW-72-201410	10/13/2014	< 0.50 U	< 0.50 U	< 0.50 U
IW-72	IW-72-201501	1/12/2015	< 0.50 U	< 0.50 U	< 0.50 U
IW-72	IW-72-201504	4/15/2015	< 0.50 U	< 0.50 U	< 0.50 U
IW-72	IW-72-201507	7/20/2015	0.48 J	< 0.080 U	< 0.13 U
IW-72	IW-72-201510	10/6/2015	0.74 J	< 0.080 U	< 0.13 U
IW-73	IW-73-20090423	4/23/2009	400	16	< 5 U
IW-73	IW-73-20110519-FS	5/19/2011	160	3.6 J	NT
IW-73	IW-73-20111025	10/25/2011	250	4.9 J	< 5 U
IW-73	IW-73-20120417	4/17/2012	180	5.8	< 5 U
IW-73	IW-73-20121020	10/20/2012	170	7.0	< 0.11 U
IW-73	IW-73-20130424	4/24/2013	200	6.5	< 0.11 U
IW-73	IW-73-20130424-FD	4/24/2013	180	6.4	< 0.11 U
IW-73	IW-73-101513	10/15/2013	140	47	6.3
IW-73	IW-73-201403	3/7/2014	183	20.9	4.6
IW-73	IW-73-201405	5/14/2014	31.9	0.81 J	< 0.13 U
IW-73	IW-73-201407	7/29/2014	138	24.3	26.1
IW-73	IW-73-201410	10/14/2014	8.5	0.84 J	1.1 J
IW-73	IW-73-201501	1/14/2015	70.8	6.3	4.1
IW-73	IW-73-201504	4/15/2015	96.8	6.8	1.6
IW-73	IW-73-201507	7/21/2015	143	9.0	1.5
IW-73	IW-73-201510	10/6/2015	154	7.8	0.59 J
IW-74	IW-74-20090423	4/23/2009	260	8.1	< 5 U
IW-74	IW-74-20110519-FS	5/19/2011	74	< 0.56 U	NT
IW-74	IW-74-20111025	10/25/2011	150	3.1 J	< 5 U
IW-74	IW-74-20120417	4/17/2012	130	2.4 J	< 5 U
IW-74	IW-74-20121020	10/20/2012	160	3.4 J	< 0.11 U
IW-74	IW-74-20130424	4/24/2013	160	4.8 J	< 0.11 U
IW-74	IW-74-101513	10/15/2013	190	5.7	< 0.11 U
IW-74	IW-74-201403	3/7/2014	135	4.3 J	1.5 J
IW-74	IW-74-201403-FD	3/7/2014	151	4.5 J	2.2
IW-74	IW-74-201405	5/14/2014	169	4.3 J	0.80 J
IW-74	IW-74-201407	7/29/2014	177	5.8	0.91 J
IW-74	DUP-01-201410	10/14/2014	143	3.3 J	< 0.50 U
IW-74	IW-74-201410	10/14/2014	144	3.3 J	< 0.50 U
IW-74	DUP-01-201501	1/14/2015	139	3.5	< 0.50 U
IW-74	IW-74-201501	1/14/2015	141	3.8	< 0.50 U
IW-74	DUP-05-201504	4/15/2015	153	4.8	< 0.50 U
IW-74	IW-74-201504	4/15/2015	147	5.0	< 0.50 U
IW-74	DUP-08-201507	7/21/2015	168	4.2	1.3
IW-74	IW-74-201507	7/21/2015	168	4.6	1.4
IW-74	DUP-10-201510	10/7/2015	122	3.8	0.33 J
IW-74	IW-74-201510	10/7/2015	121	3.8	0.36 J
IW-75	IW-75-20090116	1/16/2009	140	2.4 J	< 5 U
IW-75	IW-75-20111025	10/25/2011	< 5 U	< 5 U	< 5 U
IW-75	IW-75-20120417	4/17/2012	2.9 J	< 5 U	< 5 U
IW-75	IW-75-20121018	10/18/2012	< 1.6 U	< 0.56 U	< 0.11 U
IW-75	IW-75-101513	10/15/2013	< 1.6 U	< 0.56 U	< 0.11 U
IW-76	IW-76-20090423	4/23/2009	730	28	< 5 U
IW-76	IW-76-20090507	5/7/2009	460	28	< 5 U
IW-76	IW-76-20110304-FS	3/4/2011	380	11	< 0.85 U
IW-76	IW-76-20110523-FS	5/23/2011	460	12	NT
IW-76	IW-76-20111025	10/25/2011	130	2.2 J	< 5 U
IW-76	IW-76-20120417	4/17/2012	400	8.9	< 5 U
IW-76	IW-76-20121020	10/20/2012	610	16	< 0.11 U
IW-76	IW-76-20130424	4/24/2013	420	13	0.39 J
IW-76	IW-76-101513	10/15/2013	450	8.7	< 0.11 U
IW-76	IW-76-201403	3/8/2014	127	1.5 J	< 0.13 U
IW-76	IW-76-201405	5/14/2014	10.3	< 0.080 U	< 0.13 U
IW-76	IW-76-201407	7/29/2014	319	2.7 J	< 0.50 U
IW-76	IW-76-201410	10/15/2014	214	6.7	< 0.50 U
IW-76	IW-76-201501	1/14/2015	288	8.8	< 0.50 U
IW-76	IW-76-201504	4/15/2015	354	11.2	< 0.50 U

TABLE 10
HISTORICAL SUMMARY OF GROUNDWATER CONCENTRATIONS
FOR TCE AND DAUGHTER-PRODUCTS
Whirlpool Facility - Fort Smith, Arkansas

Well ID	Sample Name	Date	Trichloroethene (ug/L)	cis-1,2-Dichloroethene (ug/L)	Vinyl Chloride (ug/L)
IW-76	IW-76-201507	7/21/2015	323	7.3	< 0.13 U
IW-76	IW-76-201510	10/6/2015	106	1.6	< 0.13 U
IW-77	IW-77-20090423	4/23/2009	570	20	< 5 U
IW-77	IW-77-20090507	5/7/2009	300	17	< 5 U
IW-77	IW-77-20090527	5/27/2009	250	13	< 5 U
IW-77	IW-77-20091028	10/28/2009	380	13	< 5 U
IW-77	IW-77-20091221-FS	12/21/2009	250	12	< 1.6 U
IW-77	IW-77-20100513	5/13/2010	260	11	< 5 U
IW-77	IW-77-20101105	11/5/2010	1400	41	< 5 U
IW-77	IW-77-20110304-FS	3/4/2011	430	14	< 0.85 U
IW-77	IW-77-20110523-FS	5/23/2011	440	15	NT
IW-77	IW-77-20111025	10/25/2011	1400	32	< 5 U
IW-77	IW-77-20120417-FD	4/17/2012	520	20	< 5 U
IW-77	IW-77-20120417	4/17/2012	510	23	< 5 U
IW-77	IW-77-20121019	10/19/2012	1000	32	0.65 J
IW-77	IW-77-20130424	4/24/2013	530	21	< 0.11 U
IW-77	IW-77-101613	10/16/2013	1000	39	1.6 J
IW-77	IW-77-20131016-FD	10/16/2013	990	39	0.49 J
IW-77	IW-77-201403	3/8/2014	546	24.4	0.22 J
IW-77	IW-77-201405	5/14/2014	1460	36.0	0.66 J
IW-77	20140709-GW-IW-77	7/9/2014	1200	21.1	< 0.50 U
IW-77	IW-77-201407	7/29/2014	1540	35.2	< 0.50 U
IW-77	IW-77-201410	10/15/2014	741	15.8	< 0.50 U
IW-77	IW-77-20141023	10/23/2014	554	11.9	< 0.50 U
IW-77	IW-77-201501	1/14/2015	201	4.8	< 0.50 U
IW-77	IW-77-201504	4/14/2015	153	2.9	< 0.50 U
IW-77	IW-77-201507	7/21/2015	130	2.4	< 0.13 U
IW-77	IW-77-201510	10/8/2015	24.3	0.54 J	< 0.13 U
IW-77	IW-77-201512	12/2/2015	87.8	1.3	<0.13 U
IW-78	IW-78-20111025	10/25/2011	350	12	< 5 U
IW-78	IW-78-20120418	4/18/2012	120	2.3 J	< 5 U
IW-78	IW-78-20121020	10/20/2012	310	8.7	< 0.11 U
IW-78	IW-78-20130424	4/24/2013	7.0	< 0.56 U	< 0.11 U
IW-78	IW-78-101713	10/17/2013	190	4.6 J	< 0.11 U
IW-78	IW-78-201405	5/28/2014	255	6.2	< 0.13 U
IW-78	IW-78-201409	9/11/2014	39.6	1.2 J	< 0.50 U
IW-79	IW-79-20111025	10/25/2011	570	13	< 5 U
IW-79	IW-79-20120417	4/17/2012	430	2.1 J	< 5 U
IW-79	IW-79-20121020	10/20/2012	670	20	0.45 J
IW-79	IW-79-20121020-FD	10/20/2012	480	16	< 0.11 U
IW-79	IW-79-20130424	4/24/2013	420	9.0	< 0.11 U
IW-79	IW-79-101713	10/17/2013	440	12	< 0.11 U
IW-79	IW-79-201405	5/28/2014	426	6.9	< 0.13 U
IW-79	IW-79-201409	9/11/2014	105	1.8 J	< 0.50 U
IW-80	IW-80-20090423	4/23/2009	170	4 J	< 5 U
IW-80	IW-80-20090507	5/7/2009	69	< 5 U	< 5 U
IW-80	IW-80-20110519-FS	5/19/2011	27	< 0.56 U	NT
IW-80	IW-80-20111025	10/25/2011	9.7	< 5 U	< 5 U
IW-80	IW-80-20120417	4/17/2012	55	2.2 J	< 5 U
IW-80	IW-80-20121019	10/19/2012	48	< 0.56 U	< 0.11 U
IW-80	IW-80-20130424	4/24/2013	40	< 0.56 U	< 0.11 U
IW-80	IW-80-101713	10/17/2013	58	2.4 J	< 0.11 U
IW-80	IW-80-20131017-FD	10/17/2013	62	2.4 J	< 0.11 U
IW-80	IW-80-201403	3/8/2014	79.1 J	2.7 J	< 0.13 U
IW-80	IW-80-201405	5/13/2014	24.2	< 0.080 U	< 0.13 U
IW-80	IW-80-201407	7/30/2014	25.6	0.85 J	< 0.50 U
IW-80	IW-80-201410	10/14/2014	11.8	< 0.50 U	< 0.50 U
IW-80	IW-80-201501	1/13/2015	7.1	< 0.50 U	< 0.50 U
IW-80	IW-80-201504	4/14/2015	9.2	< 0.50 U	< 0.50 U
IW-80	IW-80-201507	7/21/2015	12.5	0.39 J	< 0.13 U
IW-80	IW-80-201510	10/6/2015	10.6	0.37 J	< 0.13 U
IW-80	IW-80-201512	12/2/2015	9	0.35 J	< 0.13 U
IW-101	IW-101-20140323	3/23/2014	314	7.5	0.21 J
IW-101	IW-101-20140430	4/30/2014	794	18.9	< 0.13 U
IW-101	IW-101-20140523	5/23/2014	509	11.2	< 0.13 U
IW-101	20140708-GW-IW-101	7/8/2014	150	4.5 J	< 0.50 U
IW-101	IW-101-201409	9/12/2014	139	3.4 J	< 0.50 U
IW-102	IW-102-20140323	3/23/2014	685	14.6	0.45 J
IW-102	IW-102-20140430	4/30/2014	239	5.4	< 0.13 U
IW-103	IW-103-20140323	3/23/2014	692	13.1	0.76 J
IW-103	IW-103-20140430	4/30/2014	729	22.8	0.83 J
IW-104	IW-104-20140323	3/23/2014	637	13.5	0.69 J
IW-104	IW-104-20140430	4/30/2014	527	12.6	< 0.13 U
IW-105	IW-105-20140323	3/23/2014	901	14.4	0.54 J
IW-105	IW-105-20140430	4/30/2014	185	4.9 J	< 0.13 U

TABLE 10
HISTORICAL SUMMARY OF GROUNDWATER CONCENTRATIONS
FOR TCE AND DAUGHTER-PRODUCTS
Whirlpool Facility - Fort Smith, Arkansas

Well ID	Sample Name	Date	Trichloroethene (ug/L)	cis-1,2-Dichloroethene (ug/L)	Vinyl Chloride (ug/L)
IW-106	IW-106-20140323	3/23/2014	198	4.2 J	< 2 U
IW-106	IW-106-20140430	4/30/2014	163	6.8	< 0.13 U
IW-106	IW-106-20140523	5/23/2014	132	2.6 J	< 0.13 U
IW-107	IW-107-20140323	3/23/2014	198	4.3 J	0.14 J
IW-107	IW-107-20140430	4/30/2014	110	3.3 J	< 0.13 U
IW-108	IW-108-20140323	3/23/2014	1280	27.8	0.83 J
IW-108	IW-108-20140429	4/29/2014	72.1	4.1 J	< 0.13 U
IW-108	IW-108-20140523	5/23/2014	59.0	1.5 J	< 0.13 U
IW-109	IW-109-20140323	3/23/2014	362	7.4	0.23 J
IW-109	IW-109-20140429	4/29/2014	91.2	2.5 J	< 0.13 U
IW-109	IW-109-20140523	5/23/2014	110	1.9 J	< 0.13 U
IW-110	IW-110-20140323	3/23/2014	464	9.8	0.5 J
IW-110	IW-110	4/16/2014	397	9.4	0.17 J
IW-110	IW-110-20140430	4/30/2014	268	8.2	0.33 J
IW-111	IW-111-20140323	3/23/2014	704	14	0.63 J
IW-111	IW-111-20140429	4/29/2014	260	6.4	< 0.13 U
IW-112	IW-112-20140323	3/23/2014	219	4.9 J	0.23 J
IW-112	IW-112	4/16/2014	200	4.8 J	< 0.13 U
IW-112	IW-112-20140430	4/30/2014	104	3.8 J	< 0.13 U
IW-113	IW-113-20140324	3/24/2014	510	11.1	0.43 J
IW-113	IW-113	4/14/2014	435	8.7	< 0.13 U
IW-114	IW-114-20140324	3/24/2014	397	9.7	0.25 J
IW-114	IW-114	4/14/2014	336	8.1	< 0.13 U
IW-115	IW-115-20140324	3/24/2014	622	14	0.25 J
IW-115	IW-115-20140407	4/7/2014	455	9.1 J	< 1.3 U
IW-115	IW-115	4/14/2014	449	9.3	< 0.13 U
IW-115	IW-115-201405	5/28/2014	504	11.2	0.27 J
IW-115	20140709-GW-IW-115	7/9/2014	352	7.4	< 0.50 U
IW-115	IW-115-201409	9/11/2014	355	8.0	< 0.50 U
IW-116	IW-116-20140324	3/24/2014	486	10.9	0.33 J
IW-116	IW-116	4/15/2014	546	10.8	0.34 J
IW-117	IW-117-20140324	3/24/2014	384	9.1	0.23 J
IW-117	IW-117	4/15/2014	384	9.9	< 0.13 U
IW-118	IW-118-20140324	3/24/2014	496	11.6	0.34 J
IW-118	IW-118	4/15/2014	395	9.7	< 0.13 U
IW-118	IW-118-201405	5/28/2014	437	9.3	< 0.13 U
IW-119	IW-119-20140324	3/24/2014	524	11.5	0.33 J
IW-119	IW-119-20140407	4/7/2014	478	9.1 J	< 1.3 U
IW-119	IW-119	4/15/2014	509	11.3	< 0.13 U
IW-120	IW-120-20140324	3/24/2014	289	7.9	0.14 J
IW-120	IW-120	4/15/2014	390	10.2	< 0.13 U
IW-121	IW-121-20140324	3/24/2014	402	8.9 J	< 10 U
IW-121	IW-121	4/15/2014	445	11.7	< 0.13 U
IW-122	IW-122-20140324	3/24/2014	473	11.5	0.29 J
IW-122	IW-122	4/15/2014	384	10.0	< 0.13 U
IW-123	IW-123-20140324	3/24/2014	532	12.2	0.40 J
IW-123	IW-123-20140407	4/7/2014	539	8.8 J	< 1.3 U
IW-123	IW-123	4/15/2014	488	10.0	< 0.13 U
IW-124	IW-124-20140324	3/24/2014	455	6.8 J	< 10 U
IW-124	IW-124	4/15/2014	448	8.7	0.26 J
IW-125	IW-125-20140325	3/25/2014	2140	207	3.1
IW-125	IW-125-201405	5/29/2014	17.1	2.9 J	< 0.13 U
IW-125	IW-125-201409	9/11/2014	7.3	1.0 J	< 0.50 U
IW-126	IW-126-20140325	3/25/2014	2020	197	10.4
IW-126	IW-126-201405	5/29/2014	787	59.1	< 0.13 U
IW-127	IW-127-20140324	3/24/2014	3700	219 J	7.6
IW-127	IW-127-201405	5/29/2014	639	34.7	< 0.13 U
IW-127	IW-127-201409	9/11/2014	1020	38.5	2.6
IW-127	IW-127-20141204	12/4/2014	182	7.2	< 0.50 U
IW-128	IW-128-20140325	3/25/2014	2980	178	11.7
IW-128	IW-128-20140429	4/29/2014	1250	68.4	4.9
IW-128	IW-128-201405	5/29/2014	1190	62.7	< 0.13 U
IW-129	IW-129-20140325	3/25/2014	2540	192	< 0.13 U
IW-129	IW-129-201405	5/29/2014	25.8	1.8 J	< 0.13 U
IW-130	IW-130-20140323	3/23/2014	358	7.6 J	< 10 U
IW-130	IW-130-20140523	5/23/2014	75.5	0.78 J	< 0.13 U
IW-131	IW-131-20140324	3/24/2014	526	11.5	0.35 J
IW-131	IW-131-20140430	4/30/2014	318	8.5	0.31 J
IW-131	IW-131-201405	5/28/2014	443	8.8	0.30 J
IW-132	IW-132-20141023	10/23/2014	714	3.5 J	< 0.50 U
IW-135	IW-135-20141023	10/23/2014	3840	43.3	2.0
IW-141	IW-141-20141023	10/23/2014	368000	< 1000 U	82.6
IW-141	IW-141-20141205	12/5/2014	46300	232	31.0
IW-143	IW-143-20141023	10/23/2014	13100	44.8	2.5
IW-147	IW-147-20141023	10/23/2014	199000	1640 J	< 1000 U

TABLE 10
HISTORICAL SUMMARY OF GROUNDWATER CONCENTRATIONS
FOR TCE AND DAUGHTER-PRODUCTS
Whirlpool Facility - Fort Smith, Arkansas

Well ID	Sample Name	Date	Trichloroethene (ug/L)	cis-1,2-Dichloroethene (ug/L)	Vinyl Chloride (ug/L)
IW-147	IW-147-20141205	12/5/2014	91600	1420 J	176
IW-152	IW-152-20141022	10/22/2014	17600	224 J	8.2
IW-152	IW-152-20141204	12/4/2014	< 0.50 U	< 0.50 U	< 0.50 U
IW-153	IW-153-20141023	10/23/2014	293	85.3	12.3
IW-153	IW-153-20141204	12/4/2014	1.6 J	< 0.50 U	< 0.50 U
IW-155	IW-155-20141023	10/23/2014	14600	36.4	5.8
IW-157	IW-157-20141023	10/23/2014	74200	712 J	195
IW-157	IW-157-20141205	12/5/2014	31700	391	66.8
IW-169	IW-169-20141022	10/22/2014	163	1.7 J	< 0.50 U
MW-22	MW-22-19961201	12/1/1996	ND	NT	ND
MW-22	MW-22-19970501	5/1/1997	ND	5	ND
MW-22	MW-22-19990201	2/1/1999	ND	5	ND
MW-22	MW-22-20000301	3/1/2000	ND	ND	ND
MW-22	MW-22-20000919	9/19/2000	< 5 U	< 5 U	< 10 U
MW-22	MW-22-20010327	3/27/2001	< 5 U	< 5 U	< 10 U
MW-22	MW-22-20010913	9/13/2001	< 5 U	< 5 U	< 10 U
MW-22	MW-22-20020910	9/10/2002	9	< 5 U	< 10 U
MW-22	MW-22-20030227	2/27/2003	< 5 U	< 5 U	< 10 U
MW-22	MW-22-20030923	9/23/2003	< 5 U	< 5 U	< 10 U
MW-22	MW-22-20030923-FD	9/23/2003	< 5 U	< 5 U	< 10 U
MW-22	MW-22-20040413	4/13/2004	< 5 U	< 5 U	< 10 U
MW-22	MW-22-20040921	9/21/2004	< 5 U	< 5 U	< 10 U
MW-22	MW-22-20050930	9/30/2005	< 5 U	< 5 U	< 10 U
MW-22	MW-22-20061014	10/14/2006	< 5 U	< 5 U	< 10 UJ
MW-22	MW-22-20070920	9/20/2007	< 5 U	< 5 U	< 10 U
MW-22	MW-22-20081209	12/9/2008	< 5 U	< 5 U	< 5 U
MW-22	MW-22-20091027	10/27/2009	< 5 U	< 5 U	< 5 U
MW-22	MW-22-20101103	11/3/2010	< 5 U	< 5 U	< 5 U
MW-22	MW-22-20111027	10/27/2011	2.1 J	< 5 U	< 5 U
MW-22	MW-22-20120418	4/18/2012	< 5 U	< 5 U	< 5 U
MW-22	MW-22-20121017	10/17/2012	< 1.6 U	< 0.56 U	< 0.11 U
MW-22	MW-22-20130423	4/23/2013	< 1.6 U	< 0.56 U	< 0.11 U
MW-22	MW-22-101413	10/14/2013	< 1.6 U	< 0.56 U	< 0.11 U
MW-22	MW-22-201403	3/5/2014	< 0.17 U	< 0.080 U	< 0.13 U
MW-22	MW-22-201405	5/12/2014	< 0.17 U	< 0.080 U	< 0.13 U
MW-22	MW-22-201407	7/30/2014	< 0.50 U	< 0.50 U	< 0.50 U
MW-22	MW-22-201410	10/15/2014	< 0.50 U	< 0.50 U	< 0.50 U
MW-22	MW-22-201501	1/13/2015	< 0.50 U	< 0.50 U	< 0.50 U
MW-22	MW-22-201504	4/13/2015	< 0.50 U	< 0.50 U	< 0.50 U
MW-22	MW-22-201507	7/22/2015	< 0.17 U	< 0.080 U	< 0.13 U
MW-22	MW-22-201510	10/7/2015	< 0.17 U	< 0.080 U	< 0.13 U
MW-23	MW-23-19961201	12/1/1996	210	NT	ND
MW-23	MW-23-19970501	5/1/1997	2400	NT	ND
MW-23	MW-23-19990201	2/1/1999	350	10	ND
MW-23	MW-23-19990201-FD	2/1/1999	440	10	ND
MW-23	MW-23-20000301-FD	3/1/2000	147	ND	ND
MW-23	ITMW-23-20000921	9/21/2000	67	< 5 U	< 10 U
MW-23	ITMW-23-20010105	1/5/2001	137	< 5 U	< 10 U
MW-23	ITMW-23-20010326	3/26/2001	87	< 5 U	< 10 U
MW-23	ITMW-23-20010911	9/11/2001	23	< 5 U	< 10 U
MW-23	ITMW-23-20020911	9/11/2002	111	< 5 U	< 10 U
MW-23	MW-23-20020911-FD	9/11/2002	105	< 5 U	< 10 U
MW-23	ITMW-23-20030227	2/27/2003	54	< 5 U	< 10 U
MW-23	ITMW-23-20030925	9/25/2003	83.9	< 5 U	< 10 U
MW-23	ITMW-23-20040415	4/15/2004	70.3	< 5 U	< 10 U
MW-23	ITMW-23-20040922	9/22/2004	73.4	< 5 U	< 10 U
MW-23	ITMW-23-20050405	4/5/2005	55.5	< 5 U	< 10 U
MW-23	ITMW-23-20050929	9/29/2005	65.8	< 5 U	< 10 U
MW-23	ITMW-23-20060317	3/17/2006	47.1	< 5 U	< 10 U
MW-23	ITMW-23-20061014	10/14/2006	59	< 5 U	< 10 UJ
MW-23	ITMW-23-20070419	4/19/2007	39.9	9.79	< 10 U
MW-23	ITMW-23-20070919	9/19/2007	47	< 5 U	< 10 U
MW-23	ITMW-23-20080429	4/29/2008	29	< 5 U	< 10 U
MW-23	ITMW-23-20081210	12/10/2008	69	< 5 U	< 5 U
MW-23	ITMW-23-20090427	4/27/2009	32	< 5 U	< 5 U
MW-23	ITMW-23-20091029	10/29/2009	45	< 5 U	< 5 U
MW-23	MW-23-20100512-FD	5/12/2010	55	< 5 U	< 5 U
MW-23	ITMW-23-20100512	5/12/2010	52	< 5 U	< 5 U
MW-23	ITMW-23-20101105	11/5/2010	76	< 5 U	< 5 U
MW-23	ITMW-23-20110323	3/23/2011	46	< 5 U	< 5 U
MW-23	ITMW-23-20111027	10/27/2011	41	< 5 U	< 5 U
MW-23	ITMW-23-20120418	4/18/2012	36	< 5 U	< 5 U
MW-23	ITMW-23-20121019	10/19/2012	43	< 0.56 U	< 0.11 U
MW-23	ITMW-23-20130425	4/25/2013	20	< 0.56 U	< 0.11 U
MW-23	MW-23-101613	10/16/2013	54	< 0.56 U	< 0.11 U
MW-23	MW-23-20140522	5/22/2014	22.8	< 0.080 U	< 0.13 U

TABLE 10
HISTORICAL SUMMARY OF GROUNDWATER CONCENTRATIONS
FOR TCE AND DAUGHTER-PRODUCTS
Whirlpool Facility - Fort Smith, Arkansas

Well ID	Sample Name	Date	Trichloroethene (ug/L)	cis-1,2-Dichloroethene (ug/L)	Vinyl Chloride (ug/L)
MW-23	20140708-GW-MW-23	7/8/2014	27.8	0.68 J	< 0.50 U
MW-23	MW-23-201409	9/12/2014	62.1	1.8 J	< 0.50 U
MW-23	MW-23-20141023	10/23/2014	189	3.5 J	< 0.50 U
MW-23	MW-23-201501	1/15/2015	115	2.2	< 0.50 U
MW-23	MW-23-201504	4/14/2015	57.5	1.1	< 0.50 U
MW-23	MW-23-201507	7/23/2015	37.8	0.95 J	< 0.13 U
MW-23	MW-23-201510	10/8/2015	0.65 J	< 0.080 U	< 0.13 U
MW-23	MW-23-201512	12/2/2015	<0.17 U	< 0.080 U	< 0.13 U
MW-24	MW-24-19990201	2/1/1999	1400	49	ND
MW-24	MW-24-20000301	3/1/2000	403	25	ND
MW-24	MW-24-20000301-FD	3/1/2000	595	24	ND
MW-24	MW-24-20000921	9/21/2000	128	11	< 10 U
MW-24	MW-24-20010105	1/5/2001	247	12	< 10 U
MW-24	MW-24-20010326	3/26/2001	330	11	< 10 U
MW-24	MW-24-20010911	9/11/2001	124	6	< 10 U
MW-24	MW-24-20020911	9/11/2002	199	6	< 10 U
MW-24	MW-24-20030227	2/27/2003	253	7.01	< 10 U
MW-24	MW-24-20030925	9/25/2003	155	< 5 U	< 10 U
MW-24	MW-24-20040415	4/15/2004	181	5.12	< 10 U
MW-24	MW-24-20040923	9/23/2004	116	< 5 U	< 10 U
MW-24	MW-24-20050406	4/6/2005	152	6.04	< 10 U
MW-24	MW-24-20050929	9/29/2005	161	< 5 U	< 10 U
MW-24	MW-24-20060316	3/16/2006	347	7.57	< 10 U
MW-24	MW-24-20061014	10/14/2006	620	11	2 J
MW-24	MW-24-20070419	4/19/2007	196	11.6	< 10 U
MW-24	MW-24-20070920	9/20/2007	140	< 5 U	< 10 U
MW-24	MW-24-20070920-FD	9/20/2007	150	< 5 U	< 10 U
MW-24	MW-24-20080429	4/29/2008	150	3 J	< 10 U
MW-24	MW-24-20081210	12/10/2008	150	3.4 J	< 5 U
MW-24	MW-24-20081210-FD	12/10/2008	130	3.4 J	< 5 U
MW-24	MW-24-20090427	4/27/2009	120	< 5 U	< 5 U
MW-24	MW-24-20091029	10/29/2009	110	2.6 J	< 5 U
MW-24	MW-24-20100512	5/12/2010	150	4.3 J	< 5 U
MW-24	MW-24-20110323	3/23/2011	170	3.6 J	< 5 U
MW-24	MW-24-20111027	10/27/2011	170	1.9 J	< 5 U
MW-24	MW-24-20111027-FD	10/27/2011	170	1.4 J	< 5 U
MW-24	MW-24-20120418	4/18/2012	150	2.9 J	< 5 U
MW-24	MW-24-20121019	10/19/2012	190	3.7 J	< 0.11 U
MW-24	MW-24-20130425	4/25/2013	110	3.5 J	0.23 J
MW-24	MW-24-20140522	5/22/2014	79.7	1.2 J	< 0.13 U
MW-24	20140708-GW-MW-24	7/8/2014	102	1.4 J	< 0.50 U
MW-24	MW-24-201409	9/12/2014	55.7	0.66 J	< 0.50 U
MW-24	MW-24-20141023	10/23/2014	33.1	< 0.50 U	< 0.50 U
MW-24	MW-24-201501	1/15/2015	26.9	< 0.50 U	< 0.50 U
MW-24	MW-24-201504	4/16/2015	18.8	< 0.50 U	< 0.50 U
MW-24	MW-24-201507	7/23/2015	178	3.1	< 0.13 U
MW-24	MW-24-201510	10/8/2015	44.1	0.83 J	< 0.13 U
MW-24	MW-24-201512	12/2/2105	84.1	0.59 J	< 0.13 U
MW-25	MW-25-19990201	2/1/1999	29000	170	100
MW-25	MW-25-19990201-FD	2/1/1999	27000	180	110
MW-25	MW-25-19991201	12/1/1999	94500	ND	ND
MW-25	MW-25-20000301	3/1/2000	35900	245	63
MW-25	MW-25-20000921	9/21/2000	59000	300	50
MW-25	MW-25-20010328	3/28/2001	34000	117	60
MW-25	MW-25-20010913	9/13/2001	60000	300	< 200 U
MW-25	MW-25L-20020909	9/9/2002	157000	440	180
MW-25	MW-25T-20020909	9/9/2002	56000	370	200
MW-25	MW-25-20030226	2/26/2003	45900	557	75.7
MW-25	MW-25-20030717	7/17/2003	62200	621	243
MW-25	MW-25-20030924	9/24/2003	103000	775	< 500 U
MW-25	MW-25-20040414	4/14/2004	25600	255	31.8
MW-25	MW-25-20040921	9/21/2004	85200	819	422
MW-25	MW-25-20050407	4/7/2005	21100	353	61.1
MW-25	MW-25-20050928	9/28/2005	136000	837	< 500 U
MW-25	MW-25-20060315	3/15/2006	36300	774	< 200 U
MW-25	MW-25-20061012	10/12/2006	64000	1300	610
MW-25	MW-25-20061012-FD	10/12/2006	65000	1400	600
MW-25	MW-25-20070418	4/18/2007	19000	321	20
MW-25	MW-25-20070418-FD	4/18/2007	18000	319	20
MW-25	MW-25-20070921	9/21/2007	54000	1200	800
MW-25	MW-25-20070921-FD	9/21/2007	55000	1200	780
MW-25	MW-25-20080429	4/29/2008	23000	470	10 J
MW-25	MW-25-20080429-FD	4/29/2008	25000	510	10 J
MW-25	MW-25-20081210	12/10/2008	100000	1200	430
MW-25	MW-25-20090427	4/27/2009	36000	2100	140
MW-25	MW-25-20090427-FD	4/27/2009	39000	2000	190

TABLE 10
HISTORICAL SUMMARY OF GROUNDWATER CONCENTRATIONS
FOR TCE AND DAUGHTER-PRODUCTS
Whirlpool Facility - Fort Smith, Arkansas

Well ID	Sample Name	Date	Trichloroethene (ug/L)	cis-1,2-Dichloroethene (ug/L)	Vinyl Chloride (ug/L)
MW-25	MW-25-20091027	10/27/2009	140000	1500	570
MW-25	MW-25-20100511	5/11/2010	81000	1400	11
MW-25	MW-25-20101104	11/4/2010	270000	1500	400
MW-25	MW-25-20110322	3/22/2011	57000	2400	34
MW-25	MW-25-20111026	10/26/2011	120000	2100	< 250 U
MW-25	MW-25-20120417	4/17/2012	18000	690	18
MW-25	MW-25-20121019	10/19/2012	56000	4200	1500
MW-25	MW-25-20121019-FD	10/19/2012	49000	3600	1500
MW-25	MW-25-20130425	4/25/2013	9100	330	7.9
MW-25	MW-25-20130425-FD	4/25/2013	9500	380	11
MW-25	MW-25-101813	10/18/2013	43000	2900	1300
MW-25	MW-25-201403	3/8/2014	14500	625	33.6 J
MW-25	MW-25-201405	5/15/2014	18500	600 J	30.3
MW-25	20140709-GW-MW-25	7/9/2014	49900	1750	< 0.50 U
MW-25	MW-25-201407	7/31/2014	71700	2310 J	< 500 U
MW-25	MW-25-201410	10/16/2014	42500	2870 J	540 J
MW-25	MW-25-20141024	10/24/2014	59800	2650 J	0.66 J
MW-25	MW-25-20141205	12/5/2014	2620 J	31.5	2.1
MW-25	MW-25-201501	1/15/2015	2510	126	1.6
MW-25	MW-25-201504	4/16/2015	4650	204	6.4
MW-25	MW-25-201507	7/23/2015	39800	580 J	66.4
MW-25	MW-25-201510	10/8/2015	68700	957 J	< 0.13 U
MW-26	MW-26-19990201	2/1/1999	360	150	ND
MW-26	MW-26-19990601	6/1/1999	ND	ND	ND
MW-26	MW-26-20000301	3/1/2000	ND	ND	ND
MW-26	MW-26-20000921	9/21/2000	< 5 U	< 5 U	< 10 U
MW-26	MW-26-20010326	3/26/2001	< 5 U	< 5 U	< 10 U
MW-26	MW-26-20010911	9/11/2001	< 5 U	< 5 U	< 10 U
MW-26	MW-26-20010911-FD	9/11/2001	< 5 U	< 5 U	< 10 U
MW-26	MW-26-20020910	9/10/2002	< 5 U	< 5 U	< 10 U
MW-26	MW-26-20030227	2/27/2003	< 5 U	< 5 U	< 10 U
MW-26	MW-26-20030924	9/24/2003	< 5 U	< 5 U	< 10 U
MW-26	MW-26-20040414	4/14/2004	< 5 U	< 5 U	< 10 U
MW-26	MW-26-20040922	9/22/2004	< 5 U	< 5 U	< 10 U
MW-26	MW-26-20050929	9/29/2005	< 5 U	< 5 U	< 10 U
MW-26	MW-26-20061012	10/12/2006	< 5 U	< 5 U	< 10 U
MW-26	MW-26-20070919	9/19/2007	< 5 U	< 5 U	< 10 U
MW-26	MW-26-20081210	12/10/2008	< 5 U	< 5 U	< 5 U
MW-26	MW-26-20091029	10/29/2009	< 5 U	< 5 U	< 5 U
MW-26	MW-26-20100512	5/12/2010	< 5 U	< 5 U	< 5 U
MW-26	MW-26-20101105	11/5/2010	22	< 5 U	< 5 U
MW-26	MW-26-20111026	10/26/2011	< 5 U	< 5 U	< 5 U
MW-26	MW-26-20120418	4/18/2012	< 5 U	< 5 U	< 5 U
MW-26	MW-26-20121018	10/18/2012	< 1.6 U	< 0.56 U	< 0.11 U
MW-26	MW-26-20130423	4/23/2013	< 1.6 U	< 0.56 U	< 0.11 U
MW-26	MW-26-101513	10/15/2013	< 1.6 U	< 0.56 U	< 0.11 U
MW-26	MW-26-201403	3/5/2014	< 0.17 U	< 0.080 U	< 0.13 U
MW-26	MW-26-201405	5/12/2014	0.25 J	< 0.080 U	< 0.13 U
MW-26	MW-26-201407	7/30/2014	< 0.50 U	< 0.50 U	< 0.50 U
MW-26	MW-26-201410	10/14/2014	< 0.50 U	< 0.50 U	< 0.50 U
MW-26	MW-26-201501	1/14/2015	< 0.50 U	< 0.50 U	< 0.50 U
MW-26	MW-26-201504	4/13/2015	< 0.50 U	< 0.50 U	< 0.50 U
MW-26	MW-26-201507	7/22/2015	0.18 J	< 0.080 U	< 0.13 U
MW-26	MW-26-201510	10/7/2015	< 0.17 U	< 0.080 U	< 0.13 U
MW-27	MW-27-19991201	12/1/1999	ND	ND	ND
MW-27	MW-27-19991207	12/7/1999	< 5 U	< 5 U	< 10 U
MW-27	MW-27-19991209	12/9/1999	< 5 U	< 5 U	< 10 U
MW-27	MW-27-20000301	3/1/2000	ND	ND	ND
MW-27	MW-27-20000921	9/21/2000	< 5 U	< 5 U	< 10 U
MW-27	MW-27-20010105	1/5/2001	< 5 U	< 5 U	< 10 U
MW-27	MW-27-20010105-FD	1/5/2001	5.55	< 5 U	< 10 U
MW-27	MW-27-20010326	3/26/2001	< 5 U	< 5 U	< 10 U
MW-27	MW-27-20010911	9/11/2001	< 5 U	< 5 U	< 10 U
MW-27	MW-27-20020911	9/11/2002	< 5 U	< 5 U	< 10 U
MW-27	MW-27-20020911-FD	9/11/2002	< 5 U	< 5 U	< 10 U
MW-27	MW-27-20030227	2/27/2003	< 5 U	< 5 U	< 10 U
MW-27	MW-27-20030925	9/25/2003	< 5 U	< 5 U	< 10 U
MW-27	MW-27-20040415	4/15/2004	< 5 U	< 5 U	< 10 U
MW-27	MW-27-20040922	9/22/2004	< 5 U	< 5 U	< 10 U
MW-27	MW-27-20050929	9/29/2005	< 5 U	< 5 U	< 10 U
MW-27	MW-27-20061014	10/14/2006	2 J	< 5 U	< 10 U
MW-27	MW-27-20070919	9/19/2007	< 5 U	< 5 U	< 10 U
MW-27	MW-27-20081210	12/10/2008	< 5 U	< 5 U	< 5 U
MW-27	MW-27-20100512	5/12/2010	3.1 J	< 5 U	< 5 U
MW-27	MW-27-20101105	11/5/2010	42	< 5 U	< 5 U
MW-27	MW-27-20111027	10/27/2011	< 5 U	< 5 U	< 5 U

TABLE 10
HISTORICAL SUMMARY OF GROUNDWATER CONCENTRATIONS
FOR TCE AND DAUGHTER-PRODUCTS
Whirlpool Facility - Fort Smith, Arkansas

Well ID	Sample Name	Date	Trichloroethene (ug/L)	cis-1,2-Dichloroethene (ug/L)	Vinyl Chloride (ug/L)
MW-27	MW-27-20120418	4/18/2012	2.6 J	< 5 U	< 5 U
MW-27	MW-27-20121018	10/18/2012	< 1.6 U	< 0.56 U	< 0.11 U
MW-27	MW-27-20130424	4/24/2013	< 1.6 U	< 0.56 U	< 0.11 U
MW-27	MW-27-101513	10/15/2013	< 1.6 U	< 0.56 U	< 0.11 U
MW-27	MW-27-201403	3/7/2014	0.31 J	< 0.080 U	< 0.13 U
MW-27	MW-27-201405	5/13/2014	< 0.17 U	< 0.080 U	< 0.13 U
MW-27	MW-27-201407	7/30/2014	0.63 J	< 0.50 U	< 0.50 U
MW-27	MW-27-201410	10/14/2014	< 0.50 U	< 0.50 U	< 0.50 U
MW-27	MW-27-201501	1/14/2015	0.84 J	0.59 J	< 0.50 U
MW-27	MW-27-201504	4/13/2015	0.59 J	< 0.50 U	< 0.50 U
MW-27	MW-27-201507	7/22/2015	0.18 J	< 0.080 U	< 0.13 U
MW-27	MW-27-201510	10/7/2015	0.55 J	0.33 J	< 0.13 U
MW-28	MW-28-19991201	12/1/1999	ND	ND	ND
MW-28	MW-28-19991209	12/9/1999	< 5 U	< 5 U	< 10 U
MW-28	MW-28-19991209-FD	12/9/1999	< 5 U	< 5 U	< 10 U
MW-28	MW-28-20000301	3/1/2000	ND	ND	ND
MW-28	MW-28-20000921	9/21/2000	< 5 U	< 5 U	< 10 U
MW-28	MW-28-20010327	3/27/2001	< 5 U	< 5 U	< 10 U
MW-28	MW-28-20010327-FD	3/27/2001	< 5 U	< 5 U	< 10 U
MW-28	MW-28-20010911	9/11/2001	< 5 U	< 5 U	< 10 U
MW-28	MW-28-20020911	9/11/2002	< 5 U	< 5 U	< 10 U
MW-28	MW-28-20030227	2/27/2003	< 5 U	< 5 U	< 10 U
MW-28	MW-28-20030925	9/25/2003	< 5 U	< 5 U	< 10 U
MW-28	MW-28-20040415	4/15/2004	< 5 U	< 5 U	< 10 U
MW-28	MW-28-20040922	9/22/2004	< 5 U	< 5 U	< 10 U
MW-28	MW-28-20050930	9/30/2005	< 5 U	< 5 U	< 10 U
MW-28	MW-28-20061014	10/14/2006	< 5 U	< 5 U	< 10 UJ
MW-28	MW-28-20070919	9/19/2007	< 5 U	< 5 U	< 10 U
MW-28	MW-28-20081210	12/10/2008	< 5 U	< 5 U	< 5 U
MW-28	MW-28-20091029	10/29/2009	< 5 U	< 5 U	< 5 U
MW-28	MW-28-20100512	5/12/2010	2.6 J	< 5 U	< 5 U
MW-28	MW-28-20101105	11/5/2010	54	< 5 U	< 5 U
MW-28	MW-28-20110323	3/23/2011	1.6 J	< 5 U	< 5 U
MW-28	MW-28-20111027	10/27/2011	< 5 U	< 5 U	< 5 U
MW-28	MW-28-20120419	4/19/2012	< 5 U	< 5 U	< 5 U
MW-28	MW-28-20121017	10/17/2012	< 1.6 U	< 0.56 U	< 0.11 U
MW-28	MW-28-20130424	4/24/2013	< 1.6 U	< 0.56 U	< 0.11 U
MW-28	MW-28-101513	10/15/2013	< 1.6 U	< 0.56 U	< 0.11 U
MW-28	MW-28-201403	3/6/2014	< 0.17 U	< 0.080 U	< 0.13 U
MW-28	MW-28-201405	5/13/2014	0.30 J	< 0.080 U	< 0.13 U
MW-28	MW-28-201407	7/30/2014	< 0.50 U	< 0.50 U	< 0.50 U
MW-28	MW-28-201410	10/14/2014	< 0.50 U	< 0.50 U	< 0.50 U
MW-28	MW-28-201501	1/14/2015	< 0.50 U	< 0.50 U	< 0.50 U
MW-28	MW-28-201504	4/13/2015	< 0.50 U	< 0.50 U	< 0.50 U
MW-28	MW-28-201507	7/22/2015	< 0.17 U	< 0.080 U	< 0.13 U
MW-28	MW-28-201510	10/7/2015	< 0.17 U	< 0.080 U	< 0.13 U
MW-29	MW-29-19991201	12/1/1999	ND	ND	ND
MW-29	MW-29-19991209	12/9/1999	< 5 U	< 5 U	< 10 U
MW-29	MW-29-20000301	3/1/2000	ND	ND	ND
MW-29	MW-29-20000920	9/20/2000	< 5 U	< 5 U	< 10 U
MW-29	MW-29-20010327	3/27/2001	< 5 U	< 5 U	< 10 U
MW-29	MW-29-20010911	9/11/2001	< 5 U	< 5 U	< 10 U
MW-29	MW-29-20020910	9/10/2002	< 5 U	< 5 U	< 10 U
MW-29	MW-29-20030227	2/27/2003	< 5 U	< 5 U	< 10 U
MW-29	MW-29-20030924	9/24/2003	< 5 U	< 5 U	< 10 U
MW-29	MW-29-20040414	4/14/2004	< 5 U	< 5 U	< 10 U
MW-29	MW-29-20040922	9/22/2004	< 5 U	< 5 U	< 10 U
MW-29	MW-29-20050928	9/28/2005	< 5 U	< 5 U	< 10 U
MW-29	MW-29-20061012	10/12/2006	< 5 U	< 5 U	< 10 U
MW-29	MW-29-20070919	9/19/2007	< 5 U	< 5 U	< 10 U
MW-29	MW-29-20081210	12/10/2008	< 5 U	< 5 U	< 5 U
MW-29	MW-29-20081210-FD	12/10/2008	< 5 U	< 5 U	< 5 U
MW-29	MW-29-20091029	10/29/2009	< 5 U	< 5 U	< 5 U
MW-29	MW-29-20111025	10/25/2011	< 5 U	< 5 U	< 5 U
MW-29	MW-29-20120418	4/18/2012	< 5 U	< 5 U	< 5 U
MW-29	MW-29-20121018	10/18/2012	< 1.6 U	< 0.56 U	< 0.11 U
MW-29	MW-29-20130423	4/23/2013	< 1.6 U	< 0.56 U	< 0.11 U
MW-29	MW-29-101413	10/14/2013	< 1.6 U	< 0.56 U	< 0.11 U
MW-29	MW-29-201403	3/5/2014	0.52 J	< 0.080 U	< 0.13 U
MW-29	MW-29-201405	5/13/2014	0.18 J	< 0.080 U	< 0.13 U
MW-29	MW-29-201407	7/30/2014	< 0.50 U	< 0.50 U	< 0.50 U
MW-29	MW-29-201410	10/15/2014	< 0.50 U	< 0.50 U	< 0.50 U
MW-29	MW-29-201501	1/13/2015	< 0.50 U	< 0.50 U	< 0.50 U
MW-29	MW-29-201504	4/14/2015	< 0.50 U	< 0.50 U	< 0.50 U
MW-29	MW-29-201507	7/22/2015	< 0.17 U	< 0.080 U	< 0.13 U
MW-29	MW-29-201510	10/7/2015	< 0.17 U	< 0.080 U	< 0.13 U

TABLE 10
HISTORICAL SUMMARY OF GROUNDWATER CONCENTRATIONS
FOR TCE AND DAUGHTER-PRODUCTS
Whirlpool Facility - Fort Smith, Arkansas

Well ID	Sample Name	Date	Trichloroethene (ug/L)	cis-1,2-Dichloroethene (ug/L)	Vinyl Chloride (ug/L)
MW-30	MW-30-19991201	12/1/1999	115	34	ND
MW-30	MW-30-19991209	12/9/1999	115	34	< 10 U
MW-30	MW-30-20000301	3/1/2000	86	25	ND
MW-30	MW-30-20000920	9/20/2000	102	25	< 10 U
MW-30	MW-30-20010327	3/27/2001	43	11	< 10 U
MW-30	MW-30-20010911	9/11/2001	63	18	< 10 U
MW-30	MW-30-20020910	9/10/2002	48	14	< 10 U
MW-30	MW-30-20030227	2/27/2003	60	20.3	< 10 U
MW-30	MW-30-20030924	9/24/2003	46.8	13.7	< 10 U
MW-30	MW-30-20040414	4/14/2004	36.6	11.8	< 10 U
MW-30	MW-30-20040922	9/22/2004	36.2	12.1	< 10 U
MW-30	MW-30-20050928	9/28/2005	59.6	15.6	< 10 U
MW-30	MW-30-20061012	10/12/2006	53	15	< 10 U
MW-30	MW-30-20070920	9/20/2007	39	11	< 10 U
MW-30	MW-30-20081210	12/10/2008	37	11	< 5 U
MW-30	MW-30-20101103	11/3/2010	50	15	< 5 U
MW-30	MW-30-20111026	10/26/2011	57	16	< 5 U
MW-30	MW-30-20120418	4/18/2012	150	32	< 5 U
MW-30	MW-30-20121018	10/18/2012	65	19	< 0.11 U
MW-30	MW-30-20130425	4/25/2013	49	18	0.49 J
MW-30	MW-30-101413	10/14/2013	40	16	< 0.11 U
MW-31	MW-31-20010105	1/5/2001	< 5 U	< 5 U	< 10 U
MW-31	MW-31-20010326	3/26/2001	< 5 U	< 5 U	< 10 U
MW-31	MW-31-20010913	9/13/2001	< 5 U	< 5 U	< 10 U
MW-31	MW-31-20020911	9/11/2002	< 5 U	< 5 U	< 10 U
MW-31	MW-31-20030228	2/28/2003	< 5 U	< 5 U	< 10 U
MW-31	MW-31-20030925	9/25/2003	< 5 U	< 5 U	< 10 U
MW-31	MW-31-20040415	4/15/2004	< 5 U	< 5 U	< 10 U
MW-31	MW-31-20040923	9/23/2004	< 5 U	< 5 U	< 10 U
MW-31	MW-31-20050405	4/5/2005	< 5 U	< 5 U	< 10 U
MW-31	MW-31-20050927	9/27/2005	< 5 U	< 5 U	< 10 U
MW-31	MW-31-20060315	3/15/2006	< 5 U	< 5 U	< 10 U
MW-31	MW-31-20061011	10/11/2006	3 J	< 5 U	< 10 U
MW-31	MW-31-20070419	4/19/2007	< 5 U	< 5 U	< 10 U
MW-31	MW-31-20070918	9/18/2007	< 5 U	< 5 U	< 10 U
MW-31	MW-31-20080430	4/30/2008	2 J	< 5 U	< 10 U
MW-31	MW-31-20081211	12/11/2008	< 5 U	< 5 U	< 5 U
MW-31	MW-31-20090425	4/25/2009	< 5 U	< 5 U	< 5 U
MW-31	MW-31-20100512	5/12/2010	< 5 U	< 5 U	< 5 U
MW-31	MW-31-20101107	11/7/2010	48	< 5 U	< 5 U
MW-31	MW-31-20110323	3/23/2011	< 5 U	< 5 U	< 5 U
MW-31	MW-31-20111026	10/26/2011	< 5 U	< 5 U	< 5 U
MW-31	MW-31-20121019	10/19/2012	< 1.6 U	< 0.56 U	< 0.11 U
MW-31	MW-31-101813	10/18/2013	< 1.6 U	< 0.56 U	< 0.11 U
MW-31	MW-31-201403	3/6/2014	< 0.17 U	< 0.080 U	< 0.13 U
MW-31	MW-31-201405	5/13/2014	< 0.17 U	< 0.080 U	< 0.13 U
MW-31	DUP-1-201407	7/30/2014	< 0.50 U	< 0.50 U	< 0.50 U
MW-31	MW-31-201407	7/30/2014	< 0.50 U	< 0.50 U	< 0.50 U
MW-31	MW-31-201410	10/14/2014	< 0.50 U	< 0.50 U	< 0.50 U
MW-31	MW-31-201501	1/12/2015	< 0.50 U	< 0.50 U	< 0.50 U
MW-31R	MW-31R-GW-20150119	1/19/2015	< 0.50 U	< 0.50 U	< 0.50 U
MW-31R	MW-31R-201504	4/14/2015	< 0.50 U	< 0.50 U	< 0.50 U
MW-31R	MW-31R-201507	7/21/2015	< 0.17 U	< 0.080 U	< 0.13 U
MW-31R	MW-31R-201510	10/6/2015	< 0.17 U	< 0.080 U	< 0.13 U
MW-32	MW-32-20010105	1/5/2001	108	< 5 U	< 10 U
MW-32	MW-32-20010327	3/27/2001	174	< 5 U	< 10 U
MW-32	MW-32-20010913	9/13/2001	95	< 5 U	< 10 U
MW-32	MW-32-20020911	9/11/2002	109	< 5 U	< 10 U
MW-32	MW-32-20030228	2/28/2003	133	< 5 U	< 10 U
MW-32	MW-32-20030925	9/25/2003	32.3	< 5 U	< 10 U
MW-32	MW-32-20040415	4/15/2004	76.9	< 5 U	< 10 U
MW-32	MW-32-20040923	9/23/2004	51.4	< 5 U	< 10 U
MW-32	MW-32-20050405	4/5/2005	158	< 5 U	< 10 U
MW-32	MW-32-20050927	9/27/2005	97.6	< 5 U	< 10 U
MW-32	MW-32-20060315	3/15/2006	111	< 5 U	< 10 U
MW-32	MW-32-20061012	10/12/2006	85	4 J	< 10 U
MW-32	MW-32-20070419	4/19/2007	66.3	10.1	< 10 U
MW-32	MW-32-20070918	9/18/2007	78	< 5 U	< 10 U
MW-32	MW-32-20080430	4/30/2008	70	2 J	< 10 U
MW-32	MW-32-20081211	12/11/2008	60	< 5 U	< 5 U
MW-32	MW-32-20090425	4/25/2009	47	< 5 U	< 5 U
MW-32	MW-32-20091028	10/28/2009	68	1.8 J	< 5 U
MW-32	MW-32-20100512	5/12/2010	58	< 5 U	< 5 U
MW-32	MW-32-20101106	11/6/2010	120	< 5 U	< 5 U
MW-32	MW-32-20110324	3/24/2011	66	1.4 J	< 5 U
MW-32	MW-32-20111026	10/26/2011	73	< 5 U	< 5 U

TABLE 10
HISTORICAL SUMMARY OF GROUNDWATER CONCENTRATIONS
FOR TCE AND DAUGHTER-PRODUCTS
Whirlpool Facility - Fort Smith, Arkansas

Well ID	Sample Name	Date	Trichloroethene (ug/L)	cis-1,2-Dichloroethene (ug/L)	Vinyl Chloride (ug/L)
MW-32	MW-32-20121019	10/19/2012	61	1.2 J	< 0.11 U
MW-32	MW-32-101813	10/18/2013	48	1.4 J	< 0.11 U
MW-32	MW-32-201403	3/8/2014	36.8	1.1 J	< 0.13 U
MW-32	MW-32-201405	5/13/2014	33.1	0.19 J	< 0.13 U
MW-32	MW-32-201407	7/29/2014	37.2	1.0 J	< 0.50 U
MW-32	MW-32-201410	10/14/2014	29.7	0.80 J	< 0.50 U
MW-32	MW-32-201501	1/14/2015	20.2	0.55 J	< 0.50 U
MW-32R	MW-32R-GW-20150119	1/19/2015	12.9	< 0.50 U	< 0.50 U
MW-32R	MW-32R-201504	4/15/2015	11.2	< 0.50 U	< 0.50 U
MW-32R	MW-32R-201507	7/21/2015	7.4	0.29 J	< 0.13 U
MW-32R	MW-32R-201510	10/7/2015	8.2	0.37 J	< 0.13 U
MW-33	MW-33-20010105	1/5/2001	120	< 5 U	< 10 U
MW-33	MW-33-20010327	3/27/2001	260	7	< 10 U
MW-33	MW-33-20010913	9/13/2001	310	8	< 10 U
MW-33	MW-33-20020911	9/11/2002	450	8	< 10 U
MW-33	MW-33-20030228	2/28/2003	274	6.62	< 10 U
MW-33	MW-33-20030925	9/25/2003	198	5.95	< 10 U
MW-33	MW-33-20040415	4/15/2004	871	21.3	< 10 U
MW-33	MW-33-20040923	9/23/2004	798	15.3	< 10 U
MW-33	MW-33-20050405	4/5/2005	1430	24.5	< 10 U
MW-33	MW-33-20050927	9/27/2005	1030	15.2	< 10 U
MW-33	MW-33-20060315	3/15/2006	1610	20.5	< 10 U
MW-33	MW-33-20061012	10/12/2006	1300	19	< 10 U
MW-33	MW-33-20070419	4/19/2007	1430	9.2 J	< 50 U
MW-33	MW-33-20070918	9/18/2007	1700	25	< 10 U
MW-33	MW-33-20080430	4/30/2008	1100	16	< 10 U
MW-33	MW-33-20081211	12/11/2008	1200	18	< 5 U
MW-33	MW-33-20090425	4/25/2009	1200	19	< 5 U
MW-33	MW-33-20090527	5/27/2009	1000	19	< 5 U
MW-33	MW-33-20091028	10/28/2009	1200	20	< 5 U
MW-33	MW-33-20100512	5/12/2010	1100	21	< 5 U
MW-33	MW-33-20101106	11/6/2010	1200	17	< 5 U
MW-33	MW-33-20110304-FS	3/4/2011	500	14	< 0.85 U
MW-33	MW-33-20110523-FS	5/23/2011	1300	18	NT
MW-33	MW-33-20111026	10/26/2011	1000	16	< 5 U
MW-33	MW-33-20121019	10/19/2012	1300	18	0.56 J
MW-33	MW-33-101813	10/18/2013	1100	19	< 0.11 U
MW-33	MW-33-201403	3/8/2014	918	15.9	0.56 J
MW-33	MW-33-201405	5/14/2014	954	15.1	0.56 J
MW-33	MW-33-201407	7/29/2014	1600	20.8	0.59 J
MW-33	MW-33-201410	10/15/2014	1290	15.3	< 0.50 U
MW-33	MW-33-201501	1/14/2015	1080	13.9	< 0.50 U
MW-33R	MW-33R-GW-20150118	1/18/2015	799	9.9	< 0.50 U
MW-33R	DUP-01-201504	4/15/2015	624	10.5	< 0.50 U
MW-33R	MW-33R-201504	4/15/2015	570	12.2	0.37 J
MW-33R	DUP-04-201507	7/22/2015	447	6.1	< 0.13 U
MW-33R	MW-33R-201507	7/22/2015	488	6.8	< 0.13 U
MW-33R	DUP-05-201510	10/8/2015	460	6.3	0.28 J
MW-33R	MW-33R-201510	10/8/2015	562	6.1	0.31 J
MW-33R	MW-33R-201512	12/2/2015	675	6.5	0.3 J
MW-34	MW-34-20010328	3/28/2001	83	< 5 U	< 10 U
MW-34	MW-34-20010913	9/13/2001	61	< 5 U	< 10 U
MW-34	MW-34L-20020909	9/9/2002	84	< 5 U	< 10 U
MW-34	MW-34-20030228	2/28/2003	< 5 U	< 5 U	< 10 U
MW-34	MW-34-20030925	9/25/2003	28.4	< 5 U	< 10 U
MW-34	MW-34-20031114	11/14/2003	121	< 5 U	< 10 U
MW-34	MW-34-20040415	4/15/2004	119	< 5 U	< 10 U
MW-34	MW-34-20040923	9/23/2004	81.1	< 5 U	< 10 U
MW-34	MW-34-20041209	12/9/2004	93.3	< 5 U	< 10 U
MW-34	MW-34-20050405	4/5/2005	65.8	< 5 U	< 10 U
MW-34	MW-34-20050930	9/30/2005	83.7	< 5 U	< 10 U
MW-34	MW-34-20060314	3/14/2006	77.1	< 5 U	< 10 U
MW-34	MW-34-20061011	10/11/2006	63	4 J	< 10 U
MW-34	MW-34-20070418	4/18/2007	41	9.79	< 10 U
MW-34	MW-34-20070919	9/19/2007	61	< 5 U	< 10 U
MW-34	MW-34-20080430	4/30/2008	32	< 5 U	< 10 U
MW-34	MW-34-20081210	12/10/2008	53	< 5 U	< 5 U
MW-34	MW-34-20090424	4/24/2009	43	< 5 U	< 5 U
MW-34	MW-34-20090527	5/27/2009	12	< 5 U	< 5 U
MW-34	MW-34-20091028	10/28/2009	34	< 5 U	< 5 U
MW-34	MW-34-20100512	5/12/2010	38	< 5 U	< 5 U
MW-34	MW-34-20101107-FD	11/7/2010	70	< 5 U	< 5 U
MW-34	MW-34-20101107	11/7/2010	73	< 5 U	< 5 U
MW-34	MW-34-20110324-FD	3/24/2011	40	< 5 U	< 5 U
MW-34	MW-34-20110324	3/24/2011	42	< 5 U	< 5 U
MW-34	MW-34-20111026	10/26/2011	56	< 5 U	< 5 U

TABLE 10
HISTORICAL SUMMARY OF GROUNDWATER CONCENTRATIONS
FOR TCE AND DAUGHTER-PRODUCTS
Whirlpool Facility - Fort Smith, Arkansas

Well ID	Sample Name	Date	Trichloroethene (ug/L)	cis-1,2-Dichloroethene (ug/L)	Vinyl Chloride (ug/L)
MW-34	MW-34-20121020	10/20/2012	90	1.6 J	< 0.11 U
MW-34	MW-34-101713	10/17/2013	43	0.90 J	< 0.11 U
MW-34	MW-34-201403	3/8/2014	28.7	0.61 J	< 0.13 U
MW-34	MW-34-201405	5/13/2014	19.9	< 0.080 U	< 0.13 U
MW-34	MW-34-201407	7/29/2014	78.2	1.7 J	< 0.50 U
MW-34	MW-34-201410	10/15/2014	47.7	0.96 J	< 0.50 U
MW-34	MW-34-201501	1/13/2015	22.0	< 0.50 U	< 0.50 U
MW-34	MW-34-201504	4/14/2015	13.8	< 0.50 U	< 0.50 U
MW-34R	MW-34R-201507	7/21/2015	3.5	< 0.080 U	< 0.13 U
MW-34R	MW-34R-201510	10/8/2015	4.5	0.16 J	< 0.13 U
MW-35R	MW-35R-20010328	3/28/2001	960	34	< 10 U
MW-35R	MW-35R-20010913	9/13/2001	1030	40	< 20 U
MW-35R	MW-35L-20020909	9/9/2002	900	31	< 10 U
MW-35R	MW-35R-20030228	2/28/2003	246	15.1	< 10 U
MW-35R	MW-35R-20030925	9/25/2003	297	19.8	< 10 U
MW-35R	MW-35R-20031114	11/14/2003	990	34.9	< 10 U
MW-35R	MW-35R-20040415	4/15/2004	1150	45.8	< 10 U
MW-35R	MW-35R-20040923	9/23/2004	685	28.4	< 10 U
MW-35R	MW-35R-20041209	12/9/2004	880	42	< 10 U
MW-35R	MW-35R-20050406	4/6/2005	886	35	< 10 U
MW-35R	MW-35R-20050930	9/30/2005	804	29.3	< 10 U
MW-35R	MW-35R-20060314	3/14/2006	858	24.2	< 10 U
MW-35R	MW-35R-20060406	4/6/2006	1540	52.5	< 10 U
MW-35R	MW-35R-20061011	10/11/2006	910	29	< 10 U
MW-35R	MW-35R-20070418	4/18/2007	900	27.6	< 10 U
MW-35R	MW-35R-20070919	9/19/2007	1100	28	< 10 U
MW-35R	MW-35R-20080430	4/30/2008	1100	33	< 10 U
MW-35R	MW-35R-20081211	12/11/2008	790	27	< 5 U
MW-35R	MW-35R-20090424	4/24/2009	1100	37	< 5 U
MW-35R	MW-35R-20090507	5/7/2009	< 5 U	< 5 U	< 5 U
MW-35R	MW-35R-20090527	5/27/2009	< 5 U	< 5 U	< 5 U
MW-35R	MW-35R-20101105	11/5/2010	240	9.9	< 5 U
MW-35R	MW-35R-20110304-FS	3/4/2011	180	8.4	< 0.85 U
MW-35R	MW-35R-20110523-FS	5/23/2011	260	13	NT
MW-35R	MW-35R-20111025	10/25/2011	280	12	< 5 U
MW-35R	MW-35R-20121020	10/20/2012	280	10	< 0.11 U
MW-35R	MW-35R-101713	10/17/2013	200	12	< 0.11 U
MW-35R	MW-35R-20131017-FD	10/17/2013	220	13	< 0.11 U
MW-35R	MW-35R-201403	3/8/2014	345	14.9	< 0.13 U
MW-35R	MW-35R-201405	5/13/2014	183	6.1	< 0.13 U
MW-35R	MW-35R-201407	7/30/2014	64.7	2.8 J	< 0.50 U
MW-35R	MW-35R-201410	10/14/2014	79.2	2.6 J	< 0.50 U
MW-35R	MW-35R-201501	1/13/2015	10.9	< 0.50 U	< 0.50 U
MW-35R	MW-35R-201504	4/14/2015	39.5	1.3	< 0.50 U
MW-35R	MW-35R-201507	7/21/2015	33.7	1.0	< 0.13 U
MW-35R	MW-35R-201510	10/7/2015	15.4	0.58 J	< 0.13 U
MW-35R	MW-35R-201512	12/2/2015	0.89 J	<0.08 U	<0.13 U
MW-36	MW-36-20010328	3/28/2001	< 5 U	< 5 U	< 10 U
MW-36	MW-36-20010913	9/13/2001	< 5 U	< 5 U	< 10 U
MW-36	MW-36L-20020909	9/9/2002	< 5 U	< 5 U	< 10 U
MW-36	MW-36-20030228	2/28/2003	< 5 U	< 5 U	< 10 U
MW-36	MW-36-20030925	9/25/2003	< 5 U	< 5 U	< 10 U
MW-36	MW-36-20031114	11/14/2003	< 5 U	< 5 U	< 10 U
MW-36	MW-36-20040415	4/15/2004	< 5 U	< 5 U	< 10 U
MW-36	MW-36-20040923	9/23/2004	< 5 U	< 5 U	< 10 U
MW-36	MW-36-20050406	4/6/2005	< 5 U	< 5 U	< 10 U
MW-36	MW-36-20050930	9/30/2005	< 5 U	< 5 U	< 10 U
MW-36	MW-36-20060317	3/17/2006	< 5 U	< 5 U	< 10 U
MW-36	MW-36-20061011	10/11/2006	< 5 U	< 5 U	< 10 U
MW-36	MW-36-20070418	4/18/2007	< 5 U	< 5 U	< 10 U
MW-36	MW-36-20070920	9/20/2007	< 5 U	< 5 U	< 10 U
MW-36	MW-36-20080430	4/30/2008	< 5 U	< 5 U	< 10 U
MW-36	MW-36-20081211	12/11/2008	< 5 U	< 5 U	< 5 U
MW-36	MW-36-20090424	4/24/2009	< 5 U	< 5 U	< 5 U
MW-36	MW-36-20090507	5/7/2009	< 5 U	< 5 U	< 5 U
MW-36	MW-36-20090508	5/8/2009	< 5 U	< 5 U	< 5 U
MW-36	MW-36-20090528	5/28/2009	< 5 U	< 5 U	< 5 U
MW-36	MW-36-20091028	10/28/2009	< 5 U	< 5 U	< 5 U
MW-36	MW-36-20100512	5/12/2010	< 5 U	< 5 U	< 5 U
MW-36	MW-36-20101107	11/7/2010	9.9	< 5 U	< 5 U
MW-36	MW-36-20110324	3/24/2011	< 5 U	< 5 U	< 5 U
MW-36	MW-36-20111026	10/26/2011	< 5 U	< 5 U	< 5 U
MW-36	MW-36-20121019	10/19/2012	< 1.6 U	< 0.56 U	< 0.11 U
MW-36	MW-36-101713	10/17/2013	< 1.6 U	< 0.56 U	< 0.11 U
MW-36	MW-36-201403	3/6/2014	0.22 J	< 0.080 U	< 0.13 U
MW-36	MW-36-201405	5/13/2014	< 0.17 U	< 0.080 U	< 0.13 U

TABLE 10
HISTORICAL SUMMARY OF GROUNDWATER CONCENTRATIONS
FOR TCE AND DAUGHTER-PRODUCTS
Whirlpool Facility - Fort Smith, Arkansas

Well ID	Sample Name	Date	Trichloroethene (ug/L)	cis-1,2-Dichloroethene (ug/L)	Vinyl Chloride (ug/L)
MW-36	MW-36-201407	7/29/2014	0.61 J	< 0.50 U	< 0.50 U
MW-36	MW-36-201410	10/14/2014	< 0.50 U	< 0.50 U	< 0.50 U
MW-36	MW-36-201501	1/12/2015	< 0.50 U	< 0.50 U	< 0.50 U
MW-36	MW-36-201504	4/14/2015	< 0.50 U	< 0.50 U	< 0.50 U
MW-36R	MW-36R-201507	7/20/2015	< 0.17 UJ	< 0.080 UJ	< 0.13 UJ
MW-36R	MW-36R-201510	10/6/2015	< 0.17 U	< 0.080 U	< 0.13 U
MW-37	MW-37-20010914	9/14/2001	5000	340	< 100 U
MW-37	MW-37-20011120	11/20/2001	< 5 U	< 5 U	< 10 U
MW-37	MW-37-20020911	9/11/2002	1400	10000	300
MW-37	MW-37-20030227	2/27/2003	4050	5660	2500
MW-37	MW-37-20030717	7/17/2003	2560	1710	316
MW-37	MW-37-20030924	9/24/2003	3700	7020	973
MW-37	MW-37-20040413	4/13/2004	5190	3160	1180
MW-37	MW-37-20040921	9/21/2004	5030	5650	1370
MW-37	MW-37-20050405	4/5/2005	5310	2360	1030
MW-37	MW-37-20050929	9/29/2005	6780	3210	910
MW-37	MW-37-20060316	3/16/2006	11200	5020	1730
MW-37	MW-37-20061013	10/13/2006	13000	5300	1200
MW-37	MW-37-20061013-FD	10/13/2006	13000	5000	1200
MW-37	MW-37-20070419	4/19/2007	9490	3010	780
MW-37	MW-37-20070921	9/21/2007	22000	9100	2800
MW-37	MW-37-20080430	4/30/2008	16000	3300	1800
MW-37	MW-37-20081210	12/10/2008	24000	6300	1800
MW-37	MW-37-20090427	4/27/2009	11000	3200	1200
MW-37	MW-37-20091027	10/27/2009	37000	7400	2200
MW-37	MW-37-20100511	5/11/2010	33000	7200	2400
MW-37	MW-37-20101104	11/4/2010	54000	10000	2200
MW-37	MW-37-20110322	3/22/2011	36000	6000	2300
MW-37	MW-37-20111026	10/26/2011	57000	9700	2500
MW-37	MW-37-20120418	4/18/2012	29000	5300	2100
MW-37	MW-37-20121019	10/19/2012	4800	1100	230
MW-37	MW-37-20130425	4/25/2013	1700	900	230
MW-37	MW-37-101713	10/17/2013	1100	1500	1300
MW-38	MW-38-20010914	9/14/2001	620	90	< 20 U
MW-38	MW-38-20050929	9/29/2005	< 5 U	98.9	2150
MW-38	MW-38-20061013	10/13/2006	26	130	2000 J
MW-38	MW-38-20081210	12/10/2008	44	110	1400
MW-38	MW-38-20111026	10/26/2011	580	870	1100
MW-38	MW-38-20121018	10/18/2012	1000	750	700
MW-38	MW-38-101613	10/16/2013	2300	1200	560
MW-38	MW-38-201403	3/8/2014	1790	535	68.4
MW-38	DUP1-201405	5/14/2014	2040	426 J	98.2
MW-38	MW-38-201405	5/14/2014	1650	428	97.9
MW-38	MW-38-201407	7/31/2014	1720	637	197
MW-38	DUP-06-201410	10/16/2014	6970	869	370
MW-38	MW-38-201410	10/16/2014	6750	781	321
MW-38	MW-38-20141204	12/4/2014	3190	697	193
MW-38	DUP-06-201501	1/15/2015	3910	1190	143
MW-38	MW-38-201501	1/15/2015	5440	1900	133
MW-38	MW-38-201504	4/16/2015	3060	2060	33.7
MW-38	MW-38-201507	7/23/2015	3420	1340	119
MW-38	MW-38-201510	10/8/2015	2740	1340	190
MW-39	MW-39-20030718	7/18/2003	< 5 U	< 5 U	< 10 U
MW-39	MW-39-20030925	9/25/2003	< 5 U	< 5 U	< 10 U
MW-39	MW-39-20031114	11/14/2003	< 5 U	< 5 U	< 10 U
MW-39	MW-39-20040415	4/15/2004	< 5 U	< 5 U	< 10 U
MW-39	MW-39-20040923	9/23/2004	< 5 U	< 5 U	< 10 U
MW-39	MW-39-20050408	4/8/2005	< 5 U	< 5 U	< 10 U
MW-39	MW-39-20050930	9/30/2005	< 5 U	< 5 U	< 10 U
MW-39	MW-39-20060317	3/17/2006	< 5 U	< 5 U	< 10 U
MW-39	MW-39-20061011	10/11/2006	< 5 U	< 5 U	< 10 U
MW-39	MW-39-20070418	4/18/2007	< 5 U	< 5 U	< 10 U
MW-39	MW-39-20070919	9/19/2007	< 5 U	< 5 U	< 10 U
MW-39	MW-39-20080430	4/30/2008	< 5 U	< 5 U	< 10 U
MW-39	MW-39-20081209	12/9/2008	< 5 U	< 5 U	< 5 U
MW-39	MW-39-20090424	4/24/2009	< 5 U	< 5 U	< 5 U
MW-39	MW-39-20091027	10/27/2009	< 5 U	< 5 U	< 5 U
MW-39	MW-39-20100511	5/11/2010	< 5 U	< 5 U	< 5 U
MW-39	MW-39-20101107	11/7/2010	20	< 5 U	< 5 U
MW-39	MW-39-20110324	3/24/2011	< 5 U	< 5 U	< 5 U
MW-39	MW-39-20111026	10/26/2011	< 5 U	< 5 U	< 5 U
MW-39	MW-39-20121019	10/19/2012	< 1.6 U	< 0.56 U	< 0.11 U
MW-39	MW-39-101813	10/18/2013	< 1.6 U	< 0.56 U	< 0.11 U
MW-39	MW-39-201403	3/6/2014	< 0.17 U	< 0.080 U	< 0.13 U
MW-39	MW-39-201405	5/13/2014	0.23 J	< 0.080 U	< 0.13 U
MW-39	MW-39-201407	7/29/2014	0.79 J	< 0.50 U	< 0.50 U

TABLE 10
HISTORICAL SUMMARY OF GROUNDWATER CONCENTRATIONS
FOR TCE AND DAUGHTER-PRODUCTS
Whirlpool Facility - Fort Smith, Arkansas

Well ID	Sample Name	Date	Trichloroethene (ug/L)	cis-1,2-Dichloroethene (ug/L)	Vinyl Chloride (ug/L)
MW-39	MW-39-201410	10/13/2014	< 0.50 U	< 0.50 U	< 0.50 U
MW-39	MW-39-201501	1/12/2015	< 0.50 U	< 0.50 U	< 0.50 U
MW-39	MW-39-201504	4/14/2015	< 0.50 U	< 0.50 U	< 0.50 U
MW-39R	MW-39R-201507	7/20/2015	< 0.17 UJ	< 0.080 UJ	< 0.13 UJ
MW-39R	MW-39R-201510	10/7/2015	< 0.17 U	< 0.080 U	< 0.13 U
MW-40	MW-40-20030718	7/18/2003	< 5 U	< 5 U	< 10 U
MW-40	MW-40-20030925	9/25/2003	< 5 U	< 5 U	< 10 U
MW-40	MW-40-20031114	11/14/2003	< 5 U	< 5 U	< 10 U
MW-40	MW-40-20031114-FD	11/14/2003	< 5 U	< 5 U	< 10 U
MW-40	MW-40-20040415	4/15/2004	< 5 U	< 5 U	< 10 U
MW-40	MW-40-20040923	9/23/2004	< 5 U	< 5 U	< 10 U
MW-40	MW-40-20050407	4/7/2005	< 5 U	< 5 U	< 10 U
MW-40	MW-40-20050929	9/29/2005	< 5 U	< 5 U	< 10 U
MW-40	MW-40-20060314	3/14/2006	< 5 U	< 5 U	< 10 U
MW-40	MW-40-20061010	10/10/2006	< 5 U	< 5 U	< 10 U
MW-40	MW-40-20070418	4/18/2007	< 5 U	< 5 U	< 10 U
MW-40	MW-40-20070918	9/18/2007	< 5 U	< 5 U	< 10 U
MW-40	MW-40-20080428	4/28/2008	< 5 U	< 5 U	< 10 U
MW-40	MW-40-20081211	12/11/2008	< 5 U	< 5 U	< 5 U
MW-40	MW-40-20090424	4/24/2009	< 5 U	< 5 U	< 5 U
MW-40	MW-40-20090527	5/27/2009	< 5 U	< 5 U	< 5 U
MW-40	MW-40-20091029	10/29/2009	< 5 U	< 5 U	< 5 U
MW-40	MW-40-20100512	5/12/2010	< 5 U	< 5 U	< 5 U
MW-40	MW-40-20101104	11/4/2010	< 5 U	< 5 U	< 5 U
MW-40	MW-40-20110323	3/23/2011	< 5 U	< 5 U	< 5 U
MW-40	MW-40-20111026	10/26/2011	< 5 U	< 5 U	< 5 U
MW-40	MW-40-20120418	4/18/2012	3.9 J	< 5 U	< 5 U
MW-40	MW-40-20121017	10/17/2012	< 1.6 U	< 0.56 U	< 0.11 U
MW-40	MW-40-20130423	4/23/2013	< 1.6 U	< 0.56 U	< 0.11 U
MW-40	MW-40-101513	10/15/2013	< 1.6 U	< 0.56 U	< 0.11 U
MW-40	MW-40-201403	3/6/2014	< 0.17 U	< 0.080 U	< 0.13 U
MW-40	MW-40-201405	5/12/2014	0.76 J	< 0.080 U	< 0.13 U
MW-40	MW-40-201407	7/29/2014	< 0.50 U	< 0.50 U	< 0.50 U
MW-40	MW-40-201410	10/13/2014	< 0.50 U	< 0.50 U	< 0.50 U
MW-40	MW-40-201501	1/12/2015	< 0.50 U	< 0.50 U	< 0.50 U
MW-40	MW-40-201504	4/14/2015	< 0.50 U	< 0.50 U	< 0.50 U
MW-40R	MW-40R-201507	7/20/2015	< 0.17 U	< 0.080 U	< 0.13 U
MW-40R	DUP-03-201510	10/6/2015	0.83 J	< 0.080 U	< 0.13 U
MW-40R	MW-40R-201510	10/6/2015	0.30 J	0.23 J	< 0.13 U
MW-41	MW-41-20030718	7/18/2003	972	50.6	< 10 U
MW-41	MW-41-20030718-FD	7/18/2003	964	45.5	< 10 U
MW-41	MW-41-20030925	9/25/2003	722	37.8	< 10 U
MW-41	MW-41-20031114	11/14/2003	331	205	< 10 U
MW-41	MW-41-20040415	4/15/2004	760	54.2	< 10 U
MW-41	MW-41-20040923	9/23/2004	1060	48	< 10 U
MW-41	MW-41-20050407	4/7/2005	1170	58	< 10 U
MW-41	MW-41-20050930	9/30/2005	1120	55.8	< 10 U
MW-41	MW-41-20060317	3/17/2006	917	52.5	< 10 U
MW-41	MW-41-20061013	10/13/2006	970	43	< 10 UJ
MW-41	MW-41-20070418	4/18/2007	900	30.1	< 10 U
MW-41	MW-41-20070920	9/20/2007	850	32	< 10 U
MW-41	MW-41-20080430	4/30/2008	730	31	< 10 U
MW-41	MW-41-20081211	12/11/2008	820	29	< 5 U
MW-41	MW-41-20090424	4/24/2009	660	25	< 5 U
MW-41	MW-41-20090507	5/7/2009	180	4.7 J	< 5 U
MW-41	MW-41-20090508	5/8/2009	180	4.7 J	< 5 U
MW-41	MW-41-20090527	5/27/2009	230	16	< 5 U
MW-41	MW-41-20091028	10/28/2009	180	4 J	< 5 U
MW-41	MW-41-20100513	5/13/2010	610	19	< 5 U
MW-41	MW-41-20101105	11/5/2010	930	31	< 5 U
MW-41	MW-41-20110304-FS	3/4/2011	120	20	< 0.85 U
MW-41	MW-41-20110523-FS	5/23/2011	370	15	NT
MW-41	MW-41-20111025	10/25/2011	420	18	< 5 U
MW-41	MW-41-20121020	10/20/2012	620	23	< 0.11 U
MW-41	MW-41-20121020-FD	10/20/2012	550	21	< 0.11 U
MW-41	MW-41-101613	10/16/2013	520	24	< 0.11 U
MW-41	MW-41-201403	3/7/2014	501	19.7	0.68 J
MW-41	MW-41-201405	5/14/2014	518	18.0	0.50 J
MW-41	DUP-2-201407	7/30/2014	511	19.1	< 0.50 U
MW-41	MW-41-201407	7/30/2014	480	19.7	< 0.50 U
MW-41	MW-41-201410	10/15/2014	491	16.9	< 0.50 U
MW-41	MW-41-201501	1/14/2015	425	15.6	< 0.50 U
MW-41	DUP-02-201504	4/15/2015	410	13.5	< 0.50 U
MW-41	MW-41-201504	4/15/2015	386	15.2	0.27 J
MW-41R	DUP-03-201507	7/21/2015	43.0	2.8	< 0.13 U
MW-41R	MW-41R-201507	7/21/2015	40.4	3.3	< 0.13 U

TABLE 10
HISTORICAL SUMMARY OF GROUNDWATER CONCENTRATIONS
FOR TCE AND DAUGHTER-PRODUCTS
Whirlpool Facility - Fort Smith, Arkansas

Well ID	Sample Name	Date	Trichloroethene (ug/L)	cis-1,2-Dichloroethene (ug/L)	Vinyl Chloride (ug/L)
MW-41R	DUP-07-201510	10/6/2015	46.4	35.2	0.33 J
MW-41R	MW-41R-201510	10/6/2015	48.7	36.7	0.39 J
MW-42B	MW-42B-20031114	11/14/2003	481	21.1	< 10 U
MW-42B	MW-42B-20040415	4/15/2004	856	29.3	< 10 U
MW-42B	MW-42B-20040923	9/23/2004	400	19.8	< 10 U
MW-42B	MW-42B-20050405	4/5/2005	1310	32	< 10 U
MW-42B	MW-42B-20050927	9/27/2005	1470	27.3	< 10 U
MW-42B	MW-42B-20060315	3/15/2006	2270	37.2	< 10 U
MW-42B	MW-42B-20061010	10/10/2006	2000	35	2 J
MW-42B	MW-42B-20070417	4/17/2007	1600	36.8	< 10 U
MW-42B	MW-42B-20070918	9/18/2007	2100	39	4 J
MW-42B	MW-42B-20080429	4/29/2008	1600	33	3 J
MW-42B	MW-42B-20081209	12/9/2008	1100	30	< 5 U
MW-42B	MW-42B-20090425	4/25/2009	1500	35	< 5 U
MW-43	MW-43-20031114	11/14/2003	223	18.5	< 10 U
MW-43	MW-43-20040415	4/15/2004	510	12.1	< 10 U
MW-43	MW-43-20040923	9/23/2004	64.7	6.31	< 10 U
MW-43	MW-43-20050405	4/5/2005	304	11.9	< 10 U
MW-43	MW-43-20050927	9/27/2005	518	21.3	< 10 U
MW-43	MW-43-20060315	3/15/2006	1300	35	< 10 U
MW-43	MW-43-20061011	10/11/2006	920	30	< 10 U
MW-43	MW-43-20070417	4/17/2007	220	14.1	< 10 U
MW-43	MW-43-20070918	9/18/2007	350	13	< 10 U
MW-43	MW-43-20080428	4/28/2008	120	4 J	< 10 U
MW-43	MW-43-20081209	12/9/2008	150	5.3	< 5 U
MW-43	MW-43-20090425	4/25/2009	120	< 5 U	< 5 U
MW-43	MW-43-20090507	5/7/2009	180	6	< 5 U
MW-43	MW-43-20090508	5/8/2009	180	6	< 5 U
MW-46R	MW-46R-20031114	11/14/2003	39.9	< 5 U	< 10 U
MW-46R	MW-46R-20040415	4/15/2004	77.1	27.2	< 10 U
MW-46R	MW-46R-20040923	9/23/2004	142	21.2	< 10 U
MW-46R	MW-46R-20050406	4/6/2005	210	28.4	< 10 U
MW-46R	MW-46R-20050928	9/28/2005	222	15.6	< 10 U
MW-46R	MW-46R-20060316	3/16/2006	111	6.37	< 10 U
MW-46R	MW-46R-20060406	4/6/2006	300	< 5 U	< 10 U
MW-46R	MW-46R-20061011	10/11/2006	450	8	< 10 U
MW-46R	MW-46R-20070417	4/17/2007	440	12.5	< 10 U
MW-46R	MW-46R-20070918	9/18/2007	420	9	< 10 U
MW-46R	MW-46R-20080429	4/29/2008	430	8	< 10 U
MW-46R	MW-46R-20081209	12/9/2008	310	19	< 5 U
MW-46R	MW-46R-20090425	4/25/2009	460	11	< 5 U
MW-46R	MW-46R-20090527	5/27/2009	< 5 U	< 5 U	< 5 U
MW-46R	MW-46R-20091027	10/27/2009	390	12	< 5 U
MW-46R	MW-46R-20091221-FS	12/21/2009	410	10	< 1.6 U
MW-46R	MW-46R-20100511	5/11/2010	610	13	< 5 U
MW-46R	MW-46R-20101105	11/5/2010	650	12	< 5 U
MW-46R	MW-46R-20110307-FS	3/7/2011	670	14	< 0.85 U
MW-46R	MW-46R-20110322	3/22/2011	680	11	< 5 U
MW-46R	MW-46R-20110523-FS	5/23/2011	610	13	NT
MW-46R	MW-46R-20111026	10/26/2011	460	10	< 5 U
MW-46R	MW-46R-20120418	4/18/2012	680	14	< 5 U
MW-46R	MW-46R-20121020	10/20/2012	410	7.9	0.44 J
MW-46R	MW-46R-20130423	4/23/2013	470	7.6	0.91 J
MW-46R	MW-46R-101813	10/18/2013	410	11	< 0.11 U
MW-46R	MW-46R-201403	3/7/2014	469	12.8	0.46 J
MW-46R	MW-46R-201405	5/14/2014	471	12.8	0.76 J
MW-46R	MW-46R-201407	7/29/2014	472	13.7	0.64 J
MW-46R	DUP-03-201410	10/16/2014	373	25.2	< 0.50 U
MW-46R	MW-46R-201410	10/16/2014	410	24.6	< 0.50 U
MW-46R	DUP-03-201501	1/13/2015	428	12.0	0.90 J
MW-46R	MW-46R-201501	1/13/2015	452	11.6	0.71 J
MW-46R	DUP-07-201504	4/14/2015	482	13.9	0.51 J
MW-46R	MW-46R-201504	4/14/2015	220 J	13.8	0.47 J
MW-46R	DUP-05-201507	7/21/2015	444	10.3	0.40 J
MW-46R	MW-46R-201507	7/21/2015	460	11.2	0.37 J
MW-46R	MW-46R-201510	10/7/2015	371	10.2	0.43 J
MW-50	MW-50-20040415	4/15/2004	6.51	< 5 U	< 10 U
MW-50	MW-50-20040923	9/23/2004	< 5 U	< 5 U	< 10 U
MW-50	MW-50-20041210	12/10/2004	< 5 U	< 5 U	< 10 U
MW-50	MW-50-20050406	4/6/2005	< 5 U	< 5 U	< 10 U
MW-50	MW-50-20050928	9/28/2005	< 5 U	< 5 U	< 10 U
MW-50	MW-50-20060317	3/17/2006	< 5 U	< 5 U	< 10 U
MW-50	MW-50-20061012	10/12/2006	< 5 U	< 5 U	< 10 U
MW-50	MW-50-20070419	4/19/2007	< 5 U	< 5 U	< 10 U
MW-50	MW-50-20070919	9/19/2007	< 5 U	< 5 U	< 10 U
MW-50	MW-50-20080429	4/29/2008	< 5 U	< 5 U	< 10 U

TABLE 10
HISTORICAL SUMMARY OF GROUNDWATER CONCENTRATIONS
FOR TCE AND DAUGHTER-PRODUCTS
Whirlpool Facility - Fort Smith, Arkansas

Well ID	Sample Name	Date	Trichloroethene (ug/L)	cis-1,2-Dichloroethene (ug/L)	Vinyl Chloride (ug/L)
MW-50	MW-50-20081210	12/10/2008	< 5 U	< 5 U	< 5 U
MW-50	MW-50-20090424	4/24/2009	< 5 U	< 5 U	< 5 U
MW-50	MW-50-20091027	10/27/2009	< 5 U	< 5 U	< 5 U
MW-50	MW-50-20100511	5/11/2010	< 5 U	< 5 U	< 5 U
MW-50	MW-50-20101105	11/5/2010	< 5 U	< 5 U	< 5 U
MW-50	MW-50-20110323	3/23/2011	< 5 U	< 5 U	< 5 U
MW-50	MW-50-20111025	10/25/2011	< 5 U	< 5 U	< 5 U
MW-50	MW-50-20121017	10/17/2012	< 1.6 U	< 0.56 U	< 0.11 U
MW-50	MW-50-101613	10/16/2013	1.6 J	< 0.56 U	< 0.11 U
MW-50	MW-50-201403	3/6/2014	< 0.17 U	< 0.080 U	< 0.13 U
MW-50	MW-50-201405	5/13/2014	< 0.17 U	< 0.080 U	< 0.13 U
MW-50	MW-50-201407	7/28/2014	< 0.50 U	< 0.50 U	< 0.50 U
MW-50	MW-50-201410	10/14/2014	< 0.50 U	< 0.50 U	< 0.50 U
MW-50	MW-50-201501	1/13/2015	< 0.50 U	< 0.50 U	< 0.50 U
MW-50	MW-50-201504	4/14/2015	< 0.50 U	< 0.50 U	< 0.50 U
MW-50R	MW-50R-201507	7/21/2015	0.22 J	< 0.080 U	< 0.13 U
MW-50R	MW-50R-201510	10/6/2015	0.35 J	< 0.080 U	< 0.13 U
MW-55	MW-55-20041209	12/9/2004	< 5 U	< 5 U	< 10 U
MW-55	MW-55-20050408	4/8/2005	< 5 U	< 5 U	< 10 U
MW-55	MW-55-20050928	9/28/2005	< 5 U	< 5 U	< 10 U
MW-55	MW-55-20060316	3/16/2006	< 5 U	< 5 U	< 10 U
MW-55	MW-55-20061013	10/13/2006	2 J	< 5 U	< 10 UJ
MW-55	MW-55-20070419	4/19/2007	2.6 J	< 5 U	< 10 U
MW-55	MW-55-20070919	9/19/2007	5 J	< 5 U	< 10 U
MW-55	MW-55-20080429	4/29/2008	< 5 U	< 5 U	< 10 U
MW-55	MW-55-20081210	12/10/2008	< 5 U	< 5 U	< 5 U
MW-55	MW-55-20090424	4/24/2009	< 5 U	< 5 U	< 5 U
MW-55	MW-55-20091027	10/27/2009	3.6 J	< 5 U	< 5 U
MW-55	MW-55-20100512	5/12/2010	4.2 J	< 5 U	< 5 U
MW-55	MW-55-20101106	11/6/2010	14	< 5 U	< 5 U
MW-55	MW-55-20110323	3/23/2011	5.5	< 5 U	< 5 U
MW-55	MW-55-20111025	10/25/2011	7	< 5 U	< 5 U
MW-55	MW-55-20121020	10/20/2012	9.2	< 0.56 U	< 0.11 U
MW-55	MW-55-101613	10/16/2013	13	< 0.56 U	< 0.11 U
MW-55R	MW-55R-201507	7/20/2015	8.2	0.42 J	0.13 J
MW-55R	MW-55R-201510	10/6/2015	4.4	0.53 J	0.14 J
MW-56	MW-56-20041210	12/10/2004	90.2	< 5 U	< 10 U
MW-56	MW-56-20050408	4/8/2005	88.2	< 5 U	< 10 U
MW-56	MW-56-20050928	9/28/2005	207	< 5 U	< 10 U
MW-56	MW-56-20060316	3/16/2006	8.7	< 5 U	< 10 U
MW-56	MW-56-20061014	10/14/2006	110	2 J	< 10 UJ
MW-56	MW-56-20070419	4/19/2007	< 5 U	< 5 U	< 10 U
MW-56	MW-56-20070919	9/19/2007	38	< 5 U	< 10 U
MW-56	MW-56-20080429	4/29/2008	4 J	< 5 U	< 10 U
MW-56	MW-56-20081210	12/10/2008	93	< 5 U	< 5 U
MW-56	MW-56-20090424	4/24/2009	14	< 5 U	< 5 U
MW-56	MW-56-20091027	10/27/2009	8.7	< 5 U	< 5 U
MW-56	MW-56-20100512	5/12/2010	230	6.4	< 5 U
MW-56	MW-56-20110323	3/23/2011	71	2.6 J	< 5 U
MW-56	MW-56-20111025	10/25/2011	150	11	1.9 J
MW-56	MW-56-20121020	10/20/2012	470	11	< 0.11 U
MW-56	MW-56-101713	10/17/2013	590	17	< 0.11 U
MW-56	MW-56-201403	3/7/2014	618	15.3	0.15 J
MW-56	MW-56-201405	6/11/2014	307	17.6	0.16 J
MW-56	MW-56-201407	7/29/2014	516	19.3	< 0.50 U
MW-56	MW-56-201410	10/15/2014	408	12.1	< 0.50 U
MW-56	MW-56-201501	1/13/2015	326	10	< 0.50 U
MW-56	MW-56-201504	4/16/2015	495	8.2	< 0.13 U
MW-56R	MW-56R-201507	7/20/2015	156	8.0	0.31 J
MW-56R	MW-56R-201510	10/6/2015	278	18.1	0.42 J
MW-57	MW-57-20041210	12/10/2004	207	6.72	< 10 U
MW-57	MW-57-20050408	4/8/2005	282	6.83	< 10 U
MW-57	MW-57-20050928	9/28/2005	96	< 5 U	< 10 U
MW-57	MW-57-20060316	3/16/2006	254	7.56	< 10 U
MW-57	MW-57-20061013	10/13/2006	64	< 5 U	< 10 UJ
MW-57	MW-57-20070419	4/19/2007	201	3.77 J	< 10 U
MW-57	MW-57-20070920	9/20/2007	250	5 J	< 10 U
MW-57	MW-57-20080430	4/30/2008	14	< 5 U	< 10 U
MW-57	MW-57-20081210	12/10/2008	130	7.4	< 5 U
MW-57	MW-57-20090424	4/24/2009	96	4.2 J	< 5 U
MW-57	MW-57-20091027	10/27/2009	100	2.6 J	< 5 U
MW-57	MW-57-20100512	5/12/2010	210	6	< 5 U
MW-57	MW-57-20110323	3/23/2011	110	2.3 J	< 5 U
MW-57	MW-57-20111025	10/25/2011	59	2 J	< 5 U
MW-57	MW-57-20121020	10/20/2012	120	5.1	< 0.11 U
MW-57	MW-57-101713	10/17/2013	210	7.4	< 0.11 U

TABLE 10
HISTORICAL SUMMARY OF GROUNDWATER CONCENTRATIONS
FOR TCE AND DAUGHTER-PRODUCTS
Whirlpool Facility - Fort Smith, Arkansas

Well ID	Sample Name	Date	Trichloroethene (ug/L)	cis-1,2-Dichloroethene (ug/L)	Vinyl Chloride (ug/L)
MW-57	MW-57-201403	3/7/2014	134	3.0 J	0.14 J
MW-57	MW-57-201405	6/11/2014	167	4.4 J	< 0.13 U
MW-57	MW-57-201407	7/29/2014	308	8.2	< 0.50 U
MW-57	MW-57-201410	10/15/2014	172	4.2 J	< 0.50 U
MW-57	MW-57-201501	1/13/2015	177	5.4	< 0.50 U
MW-57	MW-57-201504	4/16/2015	194	4.8	< 0.50 U
MW-57R	MW-57R-201507	7/20/2015	409	10.6	0.53 J
MW-57R	MW-57R-201510	10/6/2015	400	13.0	0.42 J
MW-58	MW-58-20041209	12/9/2004	526	14.5	< 10 U
MW-58	MW-58-20050407	4/7/2005	809	18.8	< 10 U
MW-58	MW-58-20050928	9/28/2005	486	10.9	< 10 U
MW-58	MW-58-20060316	3/16/2006	421	8.66	< 10 U
MW-58	MW-58-20061013	10/13/2006	620	14	< 10 UJ
MW-58	MW-58-20070419	4/19/2007	784	30.7	< 25 U
MW-58	MW-58-20070419-FD	4/19/2007	717	9.54 J	< 25 U
MW-58	MW-58-20070919	9/19/2007	650	17	< 10 U
MW-58	MW-58-20070919-FD	9/19/2007	640	16	< 10 U
MW-58	MW-58-20080430	4/30/2008	630	15	< 10 U
MW-58	MW-58-20080430-FD	4/30/2008	580	14	< 10 U
MW-58	MW-58-20081211	12/11/2008	530	12	< 5 U
MW-58	MW-58-20081211-FD	12/11/2008	510	13	< 5 U
MW-58	MW-58-20090425	4/25/2009	590	14	< 5 U
MW-58	MW-58-20090425-FD	4/25/2009	580	15	< 5 U
MW-58	MW-58-20091028	10/28/2009	480	11	< 5 U
MW-58	MW-58-20091028-FD	10/28/2009	480	11	< 5 U
MW-58	MW-58-20100512	5/12/2010	660	14	< 5 U
MW-58	MW-58-20101106-FD	11/6/2010	560	11	< 5 U
MW-58	MW-58-20101106	11/6/2010	580	12	< 5 U
MW-58	MW-58-20110324	3/24/2011	710	12	< 5 U
MW-58	MW-58-20110324-FD	3/24/2011	700	14	1.1 J
MW-58	MW-58-20121020	10/20/2012	440	18	0.84 J
MW-58	MW-58-101713	10/17/2013	410	13	1.5 J
MW-58	MW-58-20131017-FD	10/17/2013	420	12	1.1 J
MW-58	MW-58-201403	3/7/2014	293	22.3	0.93 J
MW-58	MW-58-201405	5/12/2014	397	12.1	0.72 J
MW-58	MW-58-201407	7/29/2014	399	12.7	0.76 J
MW-58	MW-58-201410	10/15/2014	360	10.8	0.68 J
MW-58	MW-58-201501	1/14/2015	385	14.7	0.71 J
MW-58	MW-58-201504	4/16/2015	356	19.7	1.5
MW-58R	MW-58R-201507	7/21/2015	337	9.5	0.57 J
MW-58R	MW-58R-201510	10/8/2015	299	10.5	0.55 J
MW-60	MW-60-20050401	4/1/2005	< 5 U	< 5 U	< 10 U
MW-60	MW-60-20050930	9/30/2005	< 5 U	< 5 U	< 10 U
MW-60	MW-60-20060317	3/17/2006	< 5 U	< 5 U	< 10 U
MW-60	MW-60-20061012	10/12/2006	< 5 U	< 5 U	< 10 U
MW-60	MW-60-20070419	4/19/2007	< 5 U	< 5 U	< 10 U
MW-60	MW-60-20070919	9/19/2007	< 5 U	< 5 U	< 10 U
MW-60	MW-60-20080429	4/29/2008	< 5 U	< 5 U	< 10 U
MW-60	MW-60-20081210	12/10/2008	< 5 U	< 5 U	< 5 U
MW-60	MW-60-20090424	4/24/2009	< 5 U	< 5 U	< 5 U
MW-60	MW-60-20091027	10/27/2009	< 5 U	< 5 U	< 5 U
MW-60	MW-60-20100511	5/11/2010	< 5 U	< 5 U	< 5 U
MW-60	MW-60-20101104	11/4/2010	< 5 U	< 5 U	< 5 U
MW-60	MW-60-20110323	3/23/2011	< 5 U	< 5 U	< 5 U
MW-60	MW-60-20111025	10/25/2011	< 5 U	< 5 U	< 5 U
MW-60	MW-60-20121017	10/17/2012	< 1.6 U	< 0.56 U	< 0.11 U
MW-60	MW-60-101513	10/15/2013	< 1.6 U	< 0.56 U	< 0.11 U
MW-60	MW-60-201403	3/6/2014	< 0.17 U	< 0.080 U	< 0.13 U
MW-60	MW-60-201405	5/13/2014	0.21 J	< 0.080 U	< 0.13 U
MW-60	MW-60-201407	7/28/2014	1.0 J	< 0.50 U	< 0.50 U
MW-60	MW-60-201410	10/14/2014	< 0.50 U	< 0.50 U	< 0.50 U
MW-60	MW-60-201501	1/13/2015	< 0.50 U	< 0.50 U	< 0.50 U
MW-60	MW-60-201504	4/14/2015	< 0.50 U	< 0.50 U	< 0.50 U
MW-60R	MW-60R-201507	7/21/2015	< 0.17 U	< 0.080 U	< 0.13 U
MW-60R	MW-60R-201510	10/6/2015	< 0.17 U	< 0.080 U	< 0.13 U
MW-61	MW-61-20050401	4/1/2005	< 5 U	< 5 U	< 10 U
MW-61	MW-61-20050401-FD	4/1/2005	< 5 U	< 5 U	< 10 U
MW-61	MW-61-20050930	9/30/2005	< 5 U	< 5 U	< 10 U
MW-61	MW-61-20060317	3/17/2006	< 5 U	< 5 U	< 10 U
MW-61	MW-61-20061012	10/12/2006	< 5 U	< 5 U	< 10 U
MW-61	MW-61-20070419	4/19/2007	< 5 U	< 5 U	< 10 U
MW-61	MW-61-20070919	9/19/2007	< 5 U	< 5 U	< 10 U
MW-61	MW-61-20080429	4/29/2008	< 5 U	< 5 U	< 10 U
MW-61	MW-61-20081210	12/10/2008	< 5 U	< 5 U	< 5 U
MW-61	MW-61-20090424	4/24/2009	4 J	< 5 U	< 5 U
MW-61	MW-61-20091027	10/27/2009	< 5 U	< 5 U	< 5 U

TABLE 10
HISTORICAL SUMMARY OF GROUNDWATER CONCENTRATIONS
FOR TCE AND DAUGHTER-PRODUCTS
Whirlpool Facility - Fort Smith, Arkansas

Well ID	Sample Name	Date	Trichloroethene (ug/L)	cis-1,2-Dichloroethene (ug/L)	Vinyl Chloride (ug/L)
MW-61	MW-61-20100511	5/11/2010	< 5 U	< 5 U	< 5 U
MW-61	MW-61-20101104	11/4/2010	< 5 U	< 5 U	< 5 U
MW-61	MW-61-20110323	3/23/2011	1.8 J	< 5 U	< 5 U
MW-61	MW-61-20111025	10/25/2011	< 5 U	< 5 U	< 5 U
MW-61	MW-61-20121017	10/17/2012	2.4 J	< 0.56 U	< 0.11 U
MW-61	MW-61-101613	10/16/2013	4.0 J	< 0.56 U	< 0.11 U
MW-61	MW-61-201403	3/6/2014	4.7 J	< 0.080 U	< 0.13 U
MW-61	MW-61-201405	5/13/2014	6.6	< 0.080 U	< 0.13 U
MW-61	MW-61-201407	7/28/2014	8.1	< 0.50 U	< 0.50 U
MW-61	MW-61-201410	10/14/2014	7.9	< 0.50 U	< 0.50 U
MW-61	MW-61-201501	1/13/2015	10.2	< 0.50 U	< 0.50 U
MW-61	MW-61-201504	4/14/2015	10.9	< 0.50 U	< 0.50 U
MW-61R	MW-61R-201507	7/21/2015	14.7	< 0.080 U	< 0.13 U
MW-61R	DUP-02-201510	10/8/2015	13.3	< 0.080 U	< 0.13 U
MW-61R	MW-61R-201510	10/8/2015	11.7	< 0.080 U	< 0.13 U
MW-61R	MW-61R-201512	12/2/2015	5	4.6	< 0.13 U
MW-62	MW-62-20050401	4/1/2005	< 5 U	< 5 U	< 10 U
MW-62	MW-62-20050930	9/30/2005	< 5 U	< 5 U	< 10 U
MW-62	MW-62-20060316	3/16/2006	< 5 U	< 5 U	< 10 U
MW-62	MW-62-20061012	10/12/2006	< 5 U	< 5 U	< 10 U
MW-62	MW-62-20070419	4/19/2007	< 5 U	< 5 U	< 10 U
MW-62	MW-62-20070919	9/19/2007	< 5 U	< 5 U	< 10 U
MW-62	MW-62-20080429	4/29/2008	< 5 U	< 5 U	< 10 U
MW-62	MW-62-20081210	12/10/2008	< 5 U	< 5 U	< 5 U
MW-62	MW-62-20090424	4/24/2009	< 5 U	< 5 U	< 5 U
MW-62	MW-62-20091027	10/27/2009	< 5 U	< 5 U	< 5 U
MW-62	MW-62-20100511	5/11/2010	< 5 U	< 5 U	< 5 U
MW-62	MW-62-20110323	3/23/2011	< 5 U	< 5 U	< 5 U
MW-62	MW-62-20111025	10/25/2011	1.9 J	< 5 U	< 5 U
MW-62	MW-62-20121017	10/17/2012	< 1.6 U	< 0.56 U	< 0.11 U
MW-62	MW-62-101713	10/17/2013	< 1.6 U	< 0.56 U	< 0.11 U
MW-62	MW-62-201403	3/7/2014	0.18 J	< 0.080 U	< 0.13 U
MW-62	MW-62-201405	5/14/2014	0.62 J	< 0.080 U	< 0.13 U
MW-62	MW-62-201407	7/29/2014	< 0.50 U	< 0.50 U	< 0.50 U
MW-62	MW-62-201410	10/14/2014	< 0.50 U	< 0.50 U	< 0.50 U
MW-62	MW-62-201501	1/13/2015	< 0.50 U	< 0.50 U	< 0.50 U
MW-62	MW-62-201504	4/14/2015	< 0.50 U	< 0.50 U	< 0.50 U
MW-62R	MW-62R-201507	7/21/2015	< 0.17 U	< 0.080 U	< 0.13 U
MW-62R	MW-62R-201510	10/6/2015	< 0.17 U	< 0.080 U	< 0.13 U
MW-63	MW-63-20050401	4/1/2005	8.14	< 5 U	< 10 U
MW-63	MW-63-20050930	9/30/2005	< 5 U	< 5 U	< 10 U
MW-63	MW-63-20060316	3/16/2006	9.76	< 5 U	< 10 U
MW-63	MW-63-20060406	4/6/2006	11.6	< 5 U	< 10 U
MW-63	MW-63-20061012	10/12/2006	4 J	< 5 U	< 10 U
MW-63	MW-63-20070419	4/19/2007	4.08 J	< 5 U	< 10 U
MW-63	MW-63-20070919	9/19/2007	8	< 5 U	< 10 U
MW-63	MW-63-20080430	4/30/2008	3 J	< 5 U	< 10 U
MW-63	MW-63-20081210	12/10/2008	< 5 U	< 5 U	< 5 U
MW-63	MW-63-20090424	4/24/2009	4.3 J	< 5 U	< 5 U
MW-63	MW-63-20091027	10/27/2009	7.7	< 5 U	< 5 U
MW-63	MW-63-20100511	5/11/2010	7.6	< 5 U	< 5 U
MW-63	MW-63-20101106	11/6/2010	11	< 5 U	< 5 U
MW-63	MW-63-20110323	3/23/2011	12	< 5 U	< 5 U
MW-63	MW-63-20111025	10/25/2011	9.8	< 5 U	< 5 U
MW-63	MW-63-20121019	10/19/2012	< 1.6 U	< 0.56 U	< 0.11 U
MW-63	MW-63-101713	10/17/2013	7.5	< 0.56 U	< 0.11 U
MW-63	MW-63-201403	3/7/2014	9.4	1.3 J	< 0.13 U
MW-63	MW-63-201405	5/14/2014	12.2	0.61 J	0.13 J
MW-63	MW-63-201407	7/28/2014	8.3	0.99 J	< 0.50 U
MW-63	MW-63-201410	10/14/2014	9.4	0.98 J	< 0.50 U
MW-63	MW-63-201501	1/13/2015	8.2	1.0	< 0.50 U
MW-63	MW-63-201504	4/14/2015	9.2	0.99 J	< 0.50 U
MW-63R	MW-63R-201507	7/21/2015	5.6	0.70 J	< 0.13 U
MW-63R	MW-63R-201510	10/8/2015	3.9	0.70 J	< 0.13 U
MW-65	MW-65-20061011	10/11/2006	470	19	< 10 U
MW-65	MW-65-20061011-FD	10/11/2006	560	18	< 10 U
MW-65	MW-65-20070419	4/19/2007	1350	23.4	< 10 U
MW-65	MW-65-20070920	9/20/2007	580	17	< 10 U
MW-65	MW-65-20080430	4/30/2008	570	16	< 10 U
MW-65	MW-65-20081211	12/11/2008	460	11	< 5 U
MW-65	MW-65-20090424	4/24/2009	620	19	< 5 U
MW-65	MW-65-20101107	11/7/2010	400	11	< 5 U
MW-65	MW-65-20110304-FS	3/4/2011	370	13	< 0.85 U
MW-65	MW-65-20111025	10/25/2011	310	10	< 5 U
MW-65	MW-65-20121020	10/20/2012	280	8.9	< 0.11 U
MW-65	MW-65-101713	10/17/2013	220	8.6	< 0.11 U

TABLE 10
HISTORICAL SUMMARY OF GROUNDWATER CONCENTRATIONS
FOR TCE AND DAUGHTER-PRODUCTS
Whirlpool Facility - Fort Smith, Arkansas

Well ID	Sample Name	Date	Trichloroethene (ug/L)	cis-1,2-Dichloroethene (ug/L)	Vinyl Chloride (ug/L)
MW-65	MW-65-201403	3/8/2014	199	6.6	< 0.13 U
MW-65	MW-65-201405	5/14/2014	195	6.9	< 0.13 U
MW-65	MW-65-201407	7/30/2014	17.1	< 0.50 U	< 0.50 U
MW-65	MW-65-201410	10/14/2014	30.8	0.54 J	< 0.50 U
MW-65	MW-65-201501	1/13/2015	19.2	< 0.50 U	< 0.50 U
MW-65	MW-65-201504	4/15/2015	16.0	< 0.50 U	< 0.50 U
MW-65	MW-65-201507	7/20/2015	26.3	0.38 J	< 0.13 U
MW-65	MW-65-201510	10/7/2015	0.28 J	< 0.080 U	< 0.13 U
MW-65	MW-65-201512	12/2/2015	6.6	<0.080 U	<0.13 U
MW-66	MW-66-20060406	4/6/2006	< 5 U	< 5 U	< 10 U
MW-66	MW-66-20061012	10/12/2006	2 J	< 5 U	< 10 U
MW-66	MW-66-20070418	4/18/2007	< 5 U	< 5 U	< 10 U
MW-66	MW-66-20070919	9/19/2007	4 J	< 5 U	< 10 U
MW-66	MW-66-20080429	4/29/2008	< 5 U	< 5 U	< 10 U
MW-66	MW-66-20081210	12/10/2008	< 5 U	< 5 U	< 5 U
MW-66	MW-66-20090425	4/25/2009	< 5 U	< 5 U	< 5 U
MW-66	MW-66-20091028	10/28/2009	< 5 U	< 5 U	< 5 U
MW-66	MW-66-20100511	5/11/2010	< 5 U	< 5 U	< 5 U
MW-66	MW-66-20101103	11/3/2010	< 5 U	< 5 U	< 5 U
MW-66	MW-66-20110324	3/24/2011	1.6 J	< 5 U	< 5 U
MW-66	MW-66-20111026	10/26/2011	1.8 J	< 5 U	< 5 U
MW-66	MW-66-20121017	10/17/2012	< 1.6 U	< 0.56 U	< 0.11 U
MW-66	MW-66-101713	10/17/2013	2.1 J	< 0.56 U	< 0.11 U
MW-66	MW-66-201403	3/7/2014	3.5 J	< 0.080 U	< 0.13 U
MW-66	MW-66-201405	5/13/2014	3.1 J	< 0.080 U	< 0.13 U
MW-66	MW-66-201407	7/28/2014	2.6 J	< 0.50 U	< 0.50 U
MW-66	MW-66-201410	10/13/2014	2.3 J	< 0.50 U	< 0.50 U
MW-66	MW-66-201501	1/14/2015	2.4	< 0.50 U	< 0.50 U
MW-66	MW-66-201504	4/15/2015	2.6	< 0.50 U	< 0.50 U
MW-66	MW-66-201507	7/20/2015	3.3	0.22 J	< 0.13 U
MW-66	MW-66-201510	10/6/2015	2.3	0.18 J	< 0.13 U
MW-67	MW-67-20060406	4/6/2006	< 5 U	< 5 U	< 10 U
MW-67	MW-67-20061012	10/12/2006	1 J	< 5 U	< 10 U
MW-67	MW-67-20070419	4/19/2007	< 5 U	< 5 U	< 10 U
MW-67	MW-67-20070918	9/18/2007	< 5 U	< 5 U	< 10 U
MW-67	MW-67-20080429	4/29/2008	< 5 U	< 5 U	< 10 U
MW-67	MW-67-20081210	12/10/2008	< 5 U	< 5 U	< 5 U
MW-67	MW-67-20090425	4/25/2009	< 5 U	< 5 U	< 5 U
MW-67	MW-67-20091028	10/28/2009	< 5 U	< 5 U	< 5 U
MW-67	MW-67-20100511	5/11/2010	< 5 U	< 5 U	< 5 U
MW-67	MW-67-20101103	11/3/2010	< 5 U	< 5 U	< 5 U
MW-67	MW-67-20110324	3/24/2011	< 5 U	< 5 U	< 5 U
MW-67	MW-67-20111026	10/26/2011	< 5 U	< 5 U	< 5 U
MW-67	MW-67-20121017	10/17/2012	< 1.6 U	< 0.56 U	< 0.11 U
MW-67	MW-67-101713	10/17/2013	< 1.6 U	< 0.56 U	< 0.11 U
MW-67	MW-67-201403	3/7/2014	< 0.17 U	< 0.080 U	< 0.13 U
MW-67	MW-67-201405	5/13/2014	< 0.17 U	< 0.080 U	< 0.13 U
MW-67	MW-67-201407	7/28/2014	< 0.50 U	< 0.50 U	< 0.50 U
MW-67	MW-67-201410	10/13/2014	< 0.50 U	< 0.50 U	< 0.50 U
MW-67	MW-67-201501	1/12/2015	1.3	< 0.50 U	< 0.50 U
MW-67	MW-67-201504	4/15/2015	0.77 J	< 0.50 U	< 0.50 U
MW-67R	MW-67R-201507	7/20/2015	< 0.17 U	< 0.080 U	< 0.13 U
MW-67R	MW-67R-201510	10/6/2015	< 0.17 U	< 0.080 U	< 0.13 U
MW-68	MW-68-20090115	1/15/2009	< 5 U	< 5 U	< 5 U
MW-68	MW-68-20090424	4/24/2009	< 5 U	< 5 U	< 5 U
MW-68	MW-68-20091028	10/28/2009	< 5 U	< 5 U	< 5 U
MW-68	MW-68-20100513	5/13/2010	< 5 U	< 5 U	< 5 U
MW-68	MW-68-20101106	11/6/2010	9.5	< 5 U	< 5 U
MW-68	MW-68-20111026	10/26/2011	< 5 U	< 5 U	< 5 U
MW-68	MW-68-20121017	10/17/2012	< 1.6 U	< 0.56 U	< 0.11 U
MW-68	MW-68-101613	10/16/2013	< 1.6 U	< 0.56 U	< 0.11 U
MW-68	MW-68-201403	3/6/2014	< 0.17 U	< 0.080 U	< 0.13 U
MW-68	MW-68-201405	5/14/2014	0.49 J	< 0.080 U	< 0.13 U
MW-68	MW-68-201407	7/29/2014	< 0.50 U	< 0.50 U	< 0.50 U
MW-68	MW-68-201410	10/14/2014	< 0.50 U	< 0.50 U	< 0.50 U
MW-68	MW-68-201501	1/12/2015	< 0.50 U	< 0.50 U	< 0.50 U
MW-68	MW-68-201504	4/13/2015	< 0.50 U	< 0.50 U	< 0.50 U
MW-68	MW-68-201507	7/20/2015	< 0.17 U	< 0.080 U	< 0.13 U
MW-68	MW-68-201510	10/6/2015	< 0.17 U	< 0.080 U	< 0.13 U
MW-70	MW-70-20101104	11/4/2010	540	14	< 5 U
MW-70	MW-70-20110322	3/22/2011	170	9.2	1.2 J
MW-70	MW-70-20111026	10/26/2011	320	7.7	< 5 U
MW-70	MW-70-20120418	4/18/2012	330	11	< 5 U
MW-70	MW-70-20121018	10/18/2012	200	11	< 0.11 U
MW-70	MW-70-20130423	4/23/2013	180	3.6 J	0.32 J
MW-70	MW-70-101613	10/16/2013	270	7.2	0.30 J

TABLE 10
HISTORICAL SUMMARY OF GROUNDWATER CONCENTRATIONS
FOR TCE AND DAUGHTER-PRODUCTS
Whirlpool Facility - Fort Smith, Arkansas

Well ID	Sample Name	Date	Trichloroethene (ug/L)	cis-1,2-Dichloroethene (ug/L)	Vinyl Chloride (ug/L)
MW-71	MW-71-20091028	10/28/2009	190	6.3	< 5 U
MW-71	MW-71-20100513	5/13/2010	160	7.4	< 5 U
MW-71	MW-71-20101104	11/4/2010	250	7.2	< 5 U
MW-71	MW-71-20110322	3/22/2011	76	1.6 J	< 5 U
MW-71	MW-71-20111026	10/26/2011	130	2.7 J	< 5 U
MW-71	MW-71-20120418	4/18/2012	160	5.3	< 5 U
MW-71	MW-71-20121020	10/20/2012	210	7.3	< 0.11 U
MW-71	MW-71-20130423	4/23/2013	220	4.8 J	0.23 J
MW-71	MW-71-101613	10/16/2013	160	6.1	0.57 J
MW-71	MW-71-201403	3/7/2014	166	5.8	0.19 J
MW-71	MW-71-201405	5/13/2014	164	5.3	0.33 J
MW-71	MW-71-201407	7/29/2014	181	6.4	< 0.50 U
MW-71	MW-71-201410	10/14/2014	185	6.0	< 0.50 U
MW-71	MW-71-201501	1/14/2015	170	6.0	< 0.50 U
MW-71	MW-71-201504	4/14/2015	156	5.7	< 0.50 U
MW-71	MW-71-201507	7/20/2015	165	5.3	0.48 J
MW-71	MW-71-201510	10/6/2015	179	6.5	0.43 J
MW-81	MW-81-201405	5/29/2014	512	14.3	0.21 J
MW-81	20140708-GW-MW-81	7/9/2014	518	11.4	< 0.50 U
MW-81	MW-81-201409	9/11/2014	463	13.5	< 0.50 U
MW-81	MW-81-201501	1/13/2015	385	9.9	< 0.50 U
MW-81	MW-81-201504	4/15/2015	198	4.2	< 0.50 U
MW-81	MW-81-201507	7/22/2015	275	7.7	< 0.13 U
MW-81	MW-81-201510	10/8/2015	160	3.8	< 0.13 U
MW-81	MW-81-201512	12/2/2015	56.1	0.35 J	< 0.13 U
MW-82	MW-82-201405	5/28/2014	285	4.8 J	0.14 J
MW-82	20140708-GW-MW-82	7/9/2014	48.2	1.2 J	< 0.50 U
MW-82	MW-82-201409	9/11/2014	50.0	1.1 J	< 0.50 U
MW-82	MW-82-201501	1/13/2015	66.0	1.2	< 0.50 U
MW-82	MW-82-201504	4/15/2015	< 0.50 U	< 0.50 U	< 0.50 U
MW-82	MW-82-201507	7/22/2015	5.3	< 0.080 U	< 0.13 U
MW-82	MW-82-201510	10/6/2015	4.2	< 0.080 U	< 0.13 U
MW-83	MW-83-20140523	5/23/2014	470	8.3	< 0.13 U
MW-83	MW-83-201409	9/12/2014	213	4.9 J	< 0.50 U
MW-83	MW-83-20141023	10/23/2014	210	5.2	< 0.50 U
MW-83	MW-83-201501	1/15/2015	101	1.8	< 0.50 U
MW-83	MW-83-201504	4/16/2015	151	2.8	< 0.50 U
MW-83	MW-83-201507	7/22/2015	27.9	0.49 J	< 0.13 U
MW-83	MW-83-201510	10/8/2015	9.8	0.25 J	< 0.13 U
MW-83	MW-83-201512	12/2/2015	1.3	<0.08 U	< 0.13 U
MW-84	MW-84-201405	5/27/2014	214	4.6 J	0.16 J
MW-84	MW-84-201409A	9/12/2014	0.93 J	< 0.50 U	< 0.50 U
MW-84	MW-84-20141023	10/23/2014	0.68 J	< 0.50 U	< 0.50 U
MW-84	MW-84-201501	1/14/2015	< 0.50 U	< 0.50 U	< 0.50 U
MW-84	MW-84-201504	4/16/2015	< 0.50 U	< 0.50 U	< 0.50 U
MW-84	MW-84-201507	7/23/2015	0.29 J	< 0.080 U	< 0.13 U
MW-84	MW-84-201510	10/7/2015	< 0.17 U	< 0.080 U	< 0.13 U
MW-85	MW-85-201405	5/29/2014	1970	99.4	23.1
MW-85	20140708-GW-MW-85	7/8/2014	3780	133	3.9
MW-85	MW-85-201409	9/11/2014	5820	226 J	35.3
MW-85	MW-85-20141205	12/5/2014	27700	280	7.7
MW-85	MW-85-201501	1/15/2015	5940	167	1.1
MW-85	MW-85-201504	4/16/2015	256	16.8	< 0.50 U
MW-85	MW-85-201507	7/23/2015	132	6.3	< 0.13 U
MW-85	MW-85-201510	10/8/2015	12000	52.6	1.8
MW-86	MW-86-201405	5/29/2014	533000	1220 J	341 J
MW-86	MW-86-201409	9/11/2014	129000	91.6	4.1
MW-86	MW-86-20141205	12/5/2014	169000	290	24.7
MW-86	MW-86-201501	1/15/2015	81200	128	4.5
MW-86	MW-86-201504	4/16/2015	46700	128	5.8
MW-86	MW-86-201507	7/23/2015	65100	292 J	46.7
MW-86	MW-86-201510	10/8/2015	131000	1020	127
MW-87	20140625-GW-MW-87	6/25/2014	564	41.8	< 0.50 U
MW-87	MW-87-201410	10/16/2014	594	47.8	< 0.50 U
MW-87	MW-87-201501	1/14/2015	661	51.3	< 0.50 U
MW-87	MW-87-201504	4/16/2015	758	58.6	0.33 J
MW-87	MW-87-201507	7/23/2015	758	56.5	0.34 J
MW-87	MW-87-201510	10/7/2015	708	54.5	0.31 J
MW-88	20140624-GW-MW-88	6/24/2014	< 0.50 U	< 0.50 U	< 0.50 U
MW-88	MW-88-201410	10/16/2014	< 0.50 U	< 0.50 U	< 0.50 U
MW-88	MW-88-201501	1/13/2015	< 0.50 U	< 0.50 U	< 0.50 U
MW-88	MW-88-201504	4/16/2015	0.58 J	< 0.50 U	< 0.50 U
MW-88	MW-88-201507	7/23/2015	< 0.17 U	< 0.080 U	< 0.13 U
MW-88	MW-88-201510	10/7/2015	< 0.17 U	< 0.080 U	< 0.13 U
MW-89	20140624-GW-MW-89	6/24/2014	19.5	< 0.50 U	< 0.50 U

TABLE 10
HISTORICAL SUMMARY OF GROUNDWATER CONCENTRATIONS
FOR TCE AND DAUGHTER-PRODUCTS
Whirlpool Facility - Fort Smith, Arkansas

Well ID	Sample Name	Date	Trichloroethene (ug/L)	cis-1,2-Dichloroethene (ug/L)	Vinyl Chloride (ug/L)
MW-89	MW-89-201410	10/15/2014	11.3	< 0.50 U	< 0.50 U
MW-89	MW-89-201501	1/13/2015	11.4	< 0.50 U	< 0.50 U
MW-89	MW-89-201504	4/16/2015	15.9	< 0.50 U	< 0.50 U
MW-89	MW-89-201507	7/23/2015	14.5	0.18 J	< 0.13 U
MW-89	MW-89-201510	10/7/2015	12.7	0.24 J	< 0.13 U
MW-90	20140625-GW-MW-90	6/25/2014	< 0.50 U	< 0.50 U	< 0.50 U
MW-90	MW-90-201410	10/16/2014	< 0.50 U	< 0.50 U	< 0.50 U
MW-90	MW-90-201501	1/12/2015	< 0.50 U	< 0.50 U	< 0.50 U
MW-90	MW-90-201504	4/15/2015	< 0.50 U	< 0.50 U	< 0.50 U
MW-90	MW-90-201507	7/22/2015	0.38 J	< 0.080 U	< 0.13 U
MW-90	MW-90-201510	10/7/2015	< 0.17 U	< 0.080 U	< 0.13 U
MW-91	20140625-GW-MW-91	6/25/2014	234	21.7	< 0.50 U
MW-91	MW-91-201410	10/16/2014	319	28.8	< 0.50 U
MW-91	DUP-07-201501	1/13/2015	317	31.0	< 0.50 U
MW-91	MW-91-201501	1/13/2015	354	31.5	< 0.50 U
MW-91	MW-91-201504	4/16/2015	438	36.6	0.18 J
MW-91	MW-91-201507	7/23/2015	411	34.8	0.23 J
MW-91	DUP-08-201510	10/7/2015	442	35.7	0.19 J
MW-91	MW-91-201510	10/7/2015	405	35.2	0.17 J
MW-92	MW-92-20141022	10/22/2014	2160	16.0	7.2
MW-92	MW-92-20141204	12/4/2014	2200	23.4	10.3
MW-92	MW-92-201501	1/15/2015	1410	10.4	4.6
MW-92	MW-92-201504	4/16/2015	736	5.4	2.1
MW-92	MW-92-201507	7/23/2015	617	6.7	1.0
MW-92	MW-92-201510	10/8/2015	1400	10.8	1.4
MW-93	MW-93-20141022	10/22/2014	18200	145	5.0
MW-93	MW-93-20141204	12/4/2014	14600	85.7	2.5
MW-93	MW-93-201501	1/15/2015	18000	131	3.4
MW-93	MW-93-201504	4/16/2015	21500	160	3.9
MW-93	MW-93-201507	7/23/2015	20800	164	3.4
MW-93	MW-93-201510	10/8/2015	21100	120	3.3
MW-94	MW-94-20141022	10/22/2014	11100	309 J	2.5
MW-94	MW-94-20141204	12/4/2014	9570	250 J	3.0
MW-94	MW-94-201501	1/15/2015	9530	297	2.4
MW-94	MW-94-201504	4/16/2015	11800	325	1.3
MW-94	MW-94-201507	7/23/2015	3890	119	0.61 J
MW-94	MW-94-201510	10/8/2015	1990	59.5	0.25 J
MW-95	MW-95-20141022	10/22/2014	22300	151	25.7
MW-95	MW-95-20141204	12/4/2014	20900	159	29.9
MW-95	MW-95-201501	1/15/2015	21100	177	25.6
MW-95	MW-95-201504	4/16/2015	26700	184	14.9
MW-95	MW-95-201507	7/23/2015	25200	181	17.1
MW-95	MW-95-201510	10/8/2015	26300	161	32.0
MW-96	MW-96-20141022	10/22/2014	< 0.50 U	< 0.50 U	< 0.50 U
MW-96	MW-96-201501	1/15/2015	0.59 J	< 0.50 U	< 0.50 U
MW-96	DUP-06-201504	4/16/2015	< 0.50 U	< 0.50 U	< 0.50 U
MW-96	MW-96-201504	4/16/2015	< 0.50 U	< 0.50 U	< 0.50 U
MW-96	DUP-06-201507	7/23/2015	< 0.17 U	< 0.080 U	< 0.13 U
MW-96	MW-96-201507	7/23/2015	< 0.17 U	< 0.080 U	< 0.13 U
MW-96	MW-96-201510	10/7/2015	< 0.17 U	< 0.080 U	< 0.13 U
MW-97	MW-97-20141022	10/22/2014	< 0.50 U	< 0.50 U	< 0.50 U
MW-97	MW-97-201501	1/15/2015	< 0.50 U	< 0.50 U	< 0.50 U
MW-97	MW-97-201504	4/16/2015	< 0.50 U	< 0.50 U	< 0.50 U
MW-97	MW-97-201507	7/23/2015	< 0.17 U	< 0.080 U	< 0.13 U
MW-97	MW-97-201510	10/7/2015	< 0.17 U	< 0.080 U	< 0.13 U
MW-98	MW-98-GW-2014 1029	10/29/2014	< 0.50 U	< 0.50 U	< 0.50 U
MW-98	MW-98-201501	1/15/2015	< 0.50 U	< 0.50 U	< 0.50 U
MW-98	MW-98-201504	4/16/2015	< 0.50 U	< 0.50 U	< 0.50 U
MW-98	MW-98-201507	7/23/2015	< 0.17 U	< 0.080 U	< 0.13 U
MW-98	MW-98-201510	10/6/2015	< 0.17 U	< 0.080 U	< 0.13 U
MW-99	MW-99-20141022	10/22/2014	< 0.50 U	< 0.50 U	< 0.50 U
MW-99	MW-99-201501	1/15/2015	< 0.50 U	< 0.50 U	< 0.50 U
MW-99	MW-99-201504	4/16/2015	< 0.50 U	< 0.50 U	< 0.50 U
MW-99	MW-99-201507	7/23/2015	< 0.17 U	< 0.080 U	< 0.13 U
MW-99	MW-99-201510	10/6/2015	< 0.17 U	< 0.080 U	< 0.13 U
MW-172	MW-172-20141022	10/22/2014	3010	21.4	2.4
MW-172	MW-172-20141205	12/5/2014	1810	15.6	1.3 J
MW-172	MW-172-201501	1/15/2015	3600	22.4	1.2
MW-172	MW-172-201504	4/16/2015	1740	11.9	0.92 J
MW-172	MW-172-201507	7/23/2015	2140	12.4	0.69 J
MW-172	MW-172-201510	10/8/2015	2110	12.4	0.51 J
MW-173	MW-173-201504	4/15/2015	< 0.50 U	< 0.50 U	< 0.50 U
MW-173	MW-173-201507	7/22/2015	< 0.17 U	< 0.080 U	< 0.13 U
MW-173	MW-173-201510	10/6/2015	< 0.17 U	< 0.080 U	< 0.13 U
MW-174	MW-174-GW-20150120	1/20/2015	< 0.50 U	< 0.50 U	< 0.50 U

TABLE 10
HISTORICAL SUMMARY OF GROUNDWATER CONCENTRATIONS
FOR TCE AND DAUGHTER-PRODUCTS
Whirlpool Facility - Fort Smith, Arkansas

Well ID	Sample Name	Date	Trichloroethene (ug/L)	cis-1,2-Dichloroethene (ug/L)	Vinyl Chloride (ug/L)
MW-174	MW-174-201504	4/14/2015	0.68 J	< 0.50 U	< 0.50 U
MW-174	MW-174-201507	7/21/2015	< 0.17 U	< 0.080 U	< 0.13 U
MW-174	MW-174-201510	10/6/2015	< 0.17 U	< 0.080 U	< 0.13 U
MW-175	MW-175-GW-20150120	1/20/2015	123	2.0	< 0.50 U
MW-175	MW-175-201504	4/15/2015	98.8	1.5	< 0.50 U
MW-175	MW-175-201507	7/21/2015	20.3	0.32 J	< 0.13 U
MW-175	MW-175-201510	10/7/2015	78.6	1.6	0.19 J
MW-176	MW-176-GW-20150120	1/20/2015	720	16.8	0.57 J
MW-176	MW-176-201504	4/14/2015	528	16.7	0.69 J
MW-176	MW-176-201507	7/21/2015	575	21.5	0.79 J
MW-176	MW-176-201510	10/6/2015	420	111	1.2
MW-177	MW-177-GW-20150121	1/21/2015	< 0.50 U	< 0.50 U	< 0.50 U
MW-177	MW-177-201504	4/14/2015	< 0.50 U	< 0.50 U	< 0.50 U
MW-177	MW-177-201510	10/6/2015	< 0.17 U	< 0.080 U	< 0.13 U
MW-178	MW-178-GW-20150118	1/18/2015	5.2	0.99 J	< 0.50 U
MW-178	MW-178-201504	4/16/2015	5.0	1.3	< 0.50 U
MW-178	MW-178-201507	7/22/2015	4.6	1.1	< 0.13 U
MW-178	MW-178-201510	10/7/2015	5.8	1.4	< 0.13 U
MW-179	MW-179-201504	4/16/2015	41.2	1.6	< 0.50 U
MW-179	MW-179-201507	7/22/2015	27.3	1.1	< 0.13 U
MW-180	MW-180-GW-20150119	1/19/2015	23.7	3.4	< 0.50 U
MW-180	MW-180-201504	4/16/2015	21.4	3.8	< 0.50 U
MW-180	MW-180-201507	7/22/2015	22.1	3.0	< 0.13 U
MW-180	MW-180-201510	10/7/2015	18.5	3.0	< 0.13 U
MW-181	MW-181-GW-20150121	1/21/2015	< 0.50 U	< 0.50 U	< 0.50 U
MW-181	MW-181-201504	4/14/2015	< 0.50 U	< 0.50 U	< 0.50 U
MW-181	MW-181-201507	7/21/2015	< 0.17 U	< 0.080 U	< 0.13 U
MW-182	MW-182-201507	7/23/2015	193	17.8	0.28 J
MW-182	MW-182-201510	10/5/2015	196	17.2	0.25 J
RW-69	RW-69-20090115	1/15/2009	170	7.1	< 5 U
RW-69	RW-69-20090424	4/24/2009	62	< 5 U	< 5 U
RW-69	RW-69-20090527	5/27/2009	290	10	< 5 U
RW-69	RW-69-20091221-FS	12/21/2009	200	6.3	< 1.6 U
RW-69	RW-69-20100513	5/13/2010	170	8.2	< 5 U
RW-69	RW-69-20101104	11/4/2010	320	9	< 5 U
RW-69	RW-69-20110303-FS	3/3/2011	200	7.1	< 0.85 U
RW-69	RW-69-20110523-FS	5/23/2011	130	3.0 J	NT
RW-69	RW-69-20111026	10/26/2011	210	5.7	< 5 U
RW-69	RW-69-20120418	4/18/2012	150	3.6 J	< 5 U
RW-69	RW-69-20121018	10/18/2012	180	5.0	< 0.11 U
RW-69	RW-69-20130423	4/23/2013	190	2.8 J	< 0.11 U
RW-69	RW-69-101613	10/16/2013	190	7.7	< 0.11 U
RW-69	RW-69-201403	3/7/2014	105	3.5 J	0.41 J
RW-69	RW-69-201405	5/13/2014	110	3.3 J	0.30 J
RW-69	RW-69-201407	7/29/2014	164	5.6	0.50 J
RW-69	RW-69-201410	10/14/2014	173	6.9	< 0.50 U
RW-69	RW-69-201501	1/14/2015	115	4.7	< 0.50 U
RW-69	RW-69-201504	4/14/2015	113	4.5	< 0.50 U
RW-69	RW-69-201507	7/21/2015	135	5.5	0.31 J
RW-69	RW-69-201510	10/6/2015	184	6.7	0.24 J

Notes:
ND = Result is not detected at the associated method quantitation limit
NT = Analyte not tested
U = Not Detected (MDL included where available, RDL included for older analyses)
M1 = Matrix spike recovery exceeded QC limits. Batch accepted based on laboratory control sample (LCS) recovery.

TABLE 11
SUMMARY OF STATISTICAL TEMPORAL TREND ANALYSIS (2009 through 4th Quarter 2015)
Whirlpool Facility - Fort Smith, Arkansas

Well ID	Start Date	End Date	Number of Samples	Trichloroethene	cis-1,2-Dichloroethene	Vinyl Chloride
Northern Plume Wells						
MW-23	4/27/2009	10/8/2015	18	Stable	Increasing	ND
MW-27	5/12/2010	10/7/2015	15	No Trend	<PQL	ND
MW-28	10/29/2009	10/7/2015	17	<PQL	ND	ND
MW-31	4/25/2009	10/6/2015	15	No Trend	ND	ND
MW-32	4/25/2009	10/7/2015	16	Decreasing	<PQL	ND
MW-33	4/25/2009	10/8/2015	18	Decreasing	Decreasing	<PQL
MW-34	4/24/2009	10/8/2015	17	Decreasing	<PQL	ND
MW-35R	4/24/2009	10/7/2015	18	Decreasing	Decreasing	ND
MW-36	4/24/2009	10/6/2015	19	No Trend	ND	ND
MW-39	4/24/2009	10/7/2015	16	No Trend	ND	ND
MW-40	4/24/2009	10/6/2015	19	<PQL	<PQL	ND
MW-41	4/24/2009	10/6/2015	20	Stable	Stable	<PQL
MW-46R	4/25/2009	10/7/2015	22	Stable	Stable	<PQL
MW-50	4/24/2009	10/6/2015	16	<PQL	ND	ND
MW-55	4/24/2009	10/6/2015	10	Increasing	<PQL	<PQL
MW-56	4/24/2009	10/6/2015	15	Increasing	Increasing	<PQL
MW-57	4/24/2009	10/6/2015	15	Increasing	Increasing	<PQL
MW-58	4/25/2009	10/8/2015	17	Decreasing	Stable	Stable
MW-60	4/24/2009	10/6/2015	16	<PQL	ND	ND
MW-61	4/24/2009	10/8/2015	16	Increasing	ND	ND
MW-62	4/24/2009	10/6/2015	15	<PQL	ND	ND
MW-63	4/24/2009	10/8/2015	16	Stable	Increasing	<PQL
MW-65	4/24/2009	10/7/2015	14	Decreasing	Decreasing	ND
MW-66	4/25/2009	10/6/2015	16	Increasing	<PQL	ND
MW-67	4/25/2009	10/6/2015	16	Increasing	ND	ND
MW-68	1/15/2009	10/6/2015	16	No Trend	ND	ND
RW-69	1/15/2009	10/6/2015	21	Decreasing	Stable	<PQL
MW-70	11/4/2010	10/16/2013	7	Stable	Decreasing	<PQL
MW-71	10/28/2009	10/6/2015	17	Stable	Stable	<PQL
IW-72	1/16/2009	10/6/2015	18	Decreasing	ND	ND
IW-73	4/23/2009	10/6/2015	15	Decreasing	No Trend	Increasing
IW-74	4/23/2009	10/7/2015	15	Stable	Stable	Increasing
IW-75	1/16/2009	10/15/2013	5	No Trend	<PQL	ND
IW-76	4/23/2009	10/6/2015	17	Decreasing	Decreasing	No Trend
IW-77	4/23/2009	10/8/2015	24	Stable	Stable	<PQL
IW-78	10/25/2011	9/11/2014	7	Stable	Stable	ND
IW-79	10/25/2011	9/11/2014	7	Decreasing	Stable	<PQL
IW-80	4/23/2009	10/6/2015	16	Decreasing	<PQL	ND
MW-81	5/29/2014	10/8/2015	7	Decreasing	Decreasing	<PQL
MW-82	5/28/2014	10/6/2015	7	Decreasing	Decreasing	<PQL
MW-83	5/23/2014	10/8/2015	7	Decreasing	Decreasing	ND
MW-84	5/27/2014	10/7/2015	7	Decreasing	No Trend	<PQL
Southern Plume Wells (includes Source Area Wells as indicated by bold font well ID)						
ITMW-1	10/27/2011	10/7/2015	13	Decreasing	Decreasing	ND
ITMW-2	11/3/2010	10/6/2015	15	<PQL	<PQL	ND
ITMW-3	11/4/2010	10/15/2013	6	Decreasing	<PQL	ND
ITMW-4	10/25/2011	10/7/2015	11	Decreasing	Stable	No Trend
ITMW-5	4/27/2009	10/16/2013	10	Stable	Decreasing	<PQL
ITMW-6	10/28/2009	10/7/2015	15	Increasing	Increasing	<PQL
ITMW-7	4/27/2009	10/8/2015	17	Decreasing	Decreasing	No Trend
ITMW-9	4/27/2009	10/7/2015	17	Stable	Decreasing	No Trend
ITMW-10	4/27/2009	10/7/2015	15	Increasing	Decreasing	Decreasing
ITMW-11	4/27/2009	10/7/2015	15	Decreasing	Decreasing	Decreasing
ITMW-12	10/26/2011	10/7/2015	13	Decreasing	Decreasing	Decreasing
ITMW-13	4/27/2009	10/7/2015	17	Decreasing	Decreasing	<PQL
ITMW-14	11/4/2010	10/7/2015	14	Decreasing	Decreasing	ND
ITMW-15	4/27/2009	10/8/2015	14	Decreasing	Decreasing	Decreasing
ITMW-16	11/6/2010	10/7/2015	14	No Trend	ND	ND
ITMW-17	4/27/2009	10/8/2015	18	Decreasing	Stable	Increasing
ITMW-18	4/27/2009	10/8/2015	17	Decreasing	Decreasing	<PQL
ITMW-19	4/27/2009	10/8/2015	18	Decreasing	Decreasing	<PQL
ITMW-20	10/29/2009	10/7/2015	16	No Trend	ND	<PQL
ITMW-21	10/27/2009	10/8/2015	16	Decreasing	<PQL	ND
MW-22	10/27/2009	10/7/2015	15	<PQL	ND	ND
MW-24	4/27/2009	10/8/2015	16	Decreasing	Decreasing	<PQL
MW-25	4/27/2009	10/8/2015	19	Decreasing	Decreasing	Decreasing
MW-26	10/29/2009	10/7/2015	16	No Trend	ND	ND
MW-29	10/29/2009	10/7/2015	14	<PQL	ND	ND
MW-30	11/3/2010	10/14/2013	6	Stable	Stable	<PQL
MW-37	4/27/2009	10/17/2013	10	Decreasing	Decreasing	Stable
MW-38	10/26/2011	10/8/2015	12	Increasing	Increasing	Decreasing
MW-85	5/29/2014	10/8/2015	8	No Trend	Stable	Decreasing
MW-86	5/29/2014	10/8/2015	7	No Trend	No Trend	No Trend
MW-92	10/22/2014	10/8/2015	6	Decreasing	Stable	Decreasing
MW-93	10/22/2014	10/8/2015	6	Stable	Stable	Stable
MW-94	10/22/2014	10/8/2015	6	Decreasing	Stable	Decreasing
MW-95	10/22/2014	10/8/2015	6	Stable	Stable	Stable
MW-172	10/22/2014	10/8/2015	6	Stable	Stable	Decreasing
Northeast Corner Wells						
MW-87	6/25/2014	10/7/2015	6	Increasing	Increasing	<PQL
MW-88	6/24/2014	10/7/2015	6	<PQL	ND	ND
MW-89	6/24/2014	10/7/2015	6	Stable	<PQL	ND
MW-90	6/25/2014	10/7/2015	6	<PQL	ND	ND
MW-91	6/25/2014	10/7/2015	6	Increasing	Increasing	<PQL
MW-96	10/22/2014	10/7/2015	5	<PQL	ND	ND
MW-97	10/22/2014	10/7/2015	5	ND	ND	ND
MW-98	10/29/2014	10/6/2015	5	ND	ND	ND
MW-99	10/22/2014	10/6/2015	5	ND	ND	ND

Notes:
ND = Result is Not Detected at the associated method quantitation limit
<PQL = Analyte qualified as estimated because it was detected

TABLE 12
SUMMARY TEMPORAL TREND ANALYSIS BY WELL CATEGORY
Whirlpool Facility - Fort Smith, Arkansas

Chemical	Increasing	Decreasing	Stable	No Trend	Not Detected Above the Reporting Limit
Northern Plume Wells					
Trichloroethene	6	16	9	6	5
cis-1,2-Dichloroethene	4	8	9	2	19
Vinyl Chloride	2	0	1	1	38
Southern Plume Wells (includes Source Area Wells)					
Trichloroethene	3	18	6	5	3
cis-1,2-Dichloroethene	2	15	9	1	8
Vinyl Chloride	1	10	3	4	17
Northeast Corner Wells					
Trichloroethene	2	0	1	0	6
cis-1,2-Dichloroethene	2	0	0	0	7
Vinyl Chloride	0	0	0	0	9
Source Area Wells					
Trichloroethene	1	10	3	2	0
cis-1,2-Dichloroethene	1	7	7	1	0
Vinyl Chloride	1	9	3	1	2

TABLE 13
SUMMARY OF AVERAGE DETECTED CONCENTRATIONS (2009-2015)
Whirlpool Facility - Fort Smith, Arkansas

Date	TCE			c-1,2-DCE			VC		
	Concentration (µg/L)	# of Detects	# of Samples	Concentration (µg/L)	# of Detects	# of Samples	Concentration (µg/L)	# of Detects	# of Samples
All Wells (excluding Northeast Wells)									
4/24/2009	2,570	35	46	266	25	46	287	5	46
10/28/2009	8,560	22	38	559	17	38	695	4	38
5/13/2010	5,600	29	43	433	23	43	494	5	43
11/4/2010	10,825	33	41	632	19	41	1,300	2	41
3/22/2011	4,889	26	34	555	17	34	281	9	34
10/26/2011	4,918	46	65	394	36	65	604	6	65
4/18/2012	2,790	30	39	275	25	39	531	4	39
10/18/2012	2,348	43	66	191	39	66	129	19	66
4/23/2013	1,561	26	38	89	23	38	16	16	38
10/16/2013	1,895	46	65	177	39	65	189	17	66
3/7/2014	1,184	43	55	71	35	55	6	25	55
5/15/2014	1,159	46	55	62	31	55	7	23	55
7/30/2014	2,764	41	55	121	33	55	18	14	55
10/16/2014	2,174	37	55	135	33	55	80	11	55
1/12/2015	437	39	55	81	30	55	16	9	55
4/16/2015	472	40	57	94	30	57	5.8	8	57
7/22/2015	1,187	45	57	63	37	57	10.3	19	57
10/6/2015	1,818	44	57	69	39	57	10.1	20	57
North Wells									
4/24/2009	384	23	34	19	13	34		0	34
10/28/2009	228	14	25	8	9	25		0	25
5/13/2010	255	17	28	11	10	28		0	28
11/4/2010	333	21	27	16	10	27		0	27
3/22/2011	144	15	23	6	8	23	1	2	23
10/26/2011	262	25	38	10	17	38	2	1	38
4/18/2012	197	17	18	7	12	18		0	18
10/18/2012	328	24	39	11	20	39	1	5	39
4/23/2013	228	13	17	8	10	17	0	5	17
10/16/2013	268	26	38	13	20	38	2	5	38
3/7/2014	214	23	32	10	18	32	1	11	32
5/15/2014	209	25	31	10	15	31	0.5	10	31
7/29/2014	281	23	31	11	16	31	4.9	6	31
10/14/2014	251	19	31	8	16	31	0.9	2	31
1/12/2015	186	21	31	7	15	31	1.8	3	31
4/16/2015	173	21	31	8	14	31	1.0	4	31
7/22/2015	139	22	31	5	18	31	0.7	8	31
10/6/2015	121	23	31	7	19	31	0.4	10	31
South Wells									
4/24/2009	6,760	12	12	535	12	12	287	5	12
10/28/2009	23,140	8	13	1,178	8	13	695	4	13
5/13/2010	13,173	12	15	757	13	15	494	5	15
11/4/2010	29,188	12	14	1,316	9	14	1,300	2	14
3/22/2011	11,360	11	11	944	10	11	361	7	11
10/26/2011	10,461	21	27	739	19	27	724	5	27
4/18/2012	6,181	13	21	523	13	21	531	4	21
10/18/2012	4,899	19	27	380	19	27	175	14	27
4/23/2013	2,893	13	21	151	13	21	22	11	21
10/16/2013	4,010	20	27	350	19	27	291	11	27
3/7/2014	2,300	20	23	135	17	23	10	14	23
5/15/2014	2,404	20	23	111	16	23	12	13	23
7/30/2014	6,280	17	23	237	16	23	28	8	23
10/15/2014	4,449	17	23	270	16	23	110	8	23
1/12/2015	770	17	23	155	15	23	23	6	23
4/16/2015	947	16	23	180	15	23	11	4	23
7/22/2015	2,507	20	23	132	17	23	17	11	23
10/6/2015	4,287	18	23	144	18	23	20	10	23
Source Wells									
4/24/2009	11,600	6	6	883	7	7	358	4	7
10/28/2009	73,900	2	2	3,087	3	3	1,385	2	3
5/13/2010	20,750	6	6	1,375	7	7	617	4	7
11/4/2010	98,133	3	3	2,940	4	4	1,300	2	4
3/22/2011	22,000	4	4	1,826	5	5	616	4	5
10/26/2011	20,260	8	8	1,532	9	9	904	4	9
4/18/2012	12,625	4	4	1,314	5	5	707	3	5
10/18/2012	10,905	8	8	752	9	9	271	9	9
4/23/2013	8,825	4	4	358	5	5	49	5	5
10/16/2013	9,798	8	8	714	9	9	455	7	9
3/7/2014	5,696	8	8	268	8	8	18	8	8
5/15/2014	5,955	8	8	203	8	8	22	7	8
7/31/2014	13,281	8	8	456	8	8	37	6	8
10/16/2014	9,401	8	8	524	8	8	146	6	8
1/12/2015	1,560	8	8	311	7	8	35	4	8
4/16/2015	2,090	7	8	243	14	15	20	2	8
7/22/2015	6,175	8	8	302	7	8	38	5	8
10/6/2015	9,573	8	8	309	8	8	24	8	8
Northeast Corner Wells									
7/31/2014	273	3	5	32	2	5	0	0	5
10/16/2014	308	3	9	38	2	9	0	0	9
1/12/2015	257	4	9	41	2	9	0	0	9
4/16/2015	303	4	9	48	2	9	0.3	2	9
7/22/2015	296	4	9	30	3	9	0.3	2	9
10/6/2015	392	3	9	31	3	9	0.2	2	9

Notes:
µg/L: Micrograms per liter

RAMBOLL ENVIRON

Figures

FILE: L:\Whirlpool Fort Smith\2015_Q4_REPORT\GIS\mxd\Figure 1A - Q4 Potentiometric Surface_wLabels_20151215.mxd

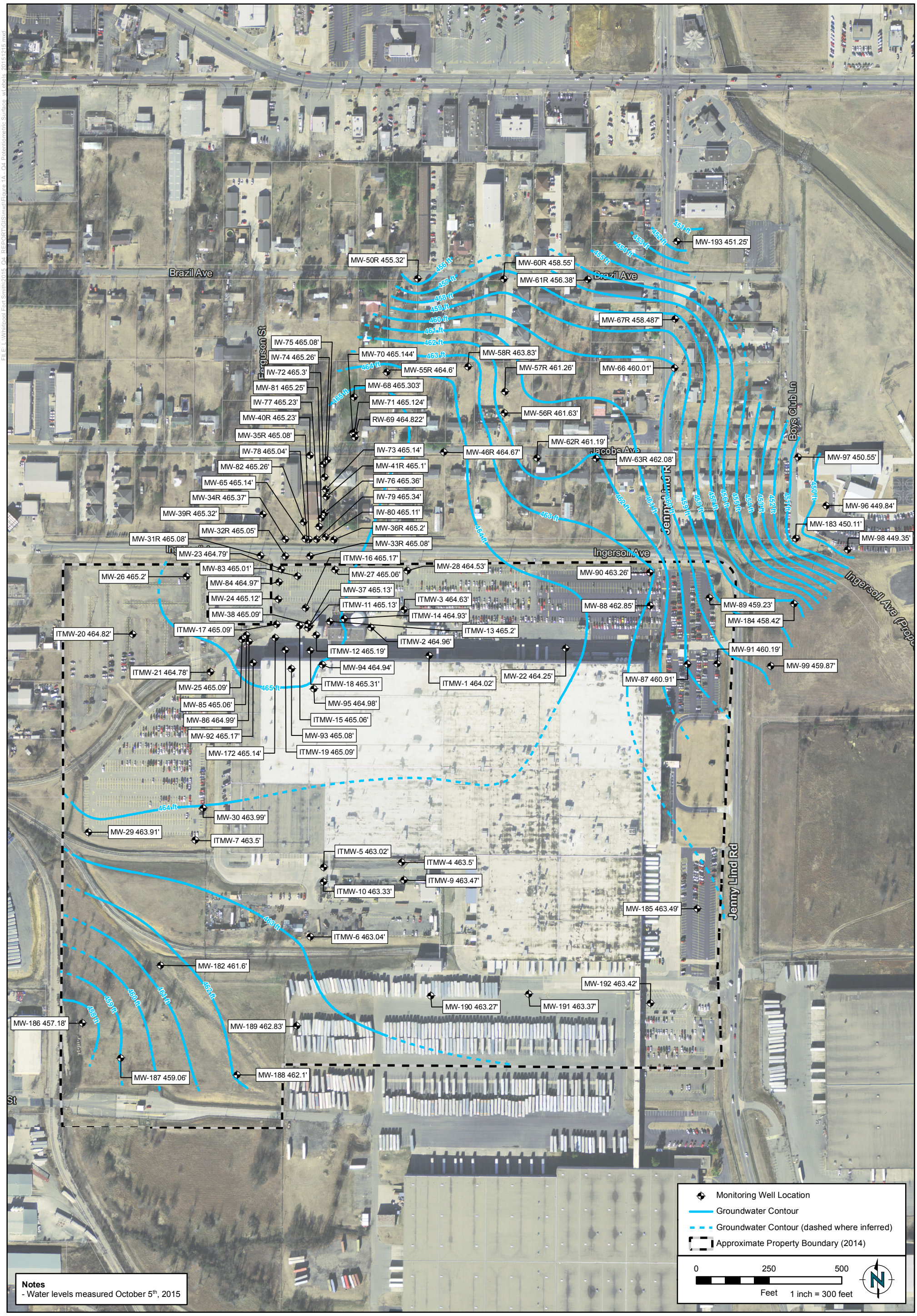

RAMBOLL ENVIRON

FOURTH QUARTER 2015 POTENTIOMETRIC SURFACE

Whirlpool Facility - Fort Smith, Arkansas

Figure 1A

DRAFTED BY: FK

DATE: 12/15/2015

PROJECT: 3437500F

FILE: L:\Whirlpool Fort Smith\2015_Q4_REPORT\GIS\mxd\Figure 1B - VerticalGWGradients_20151123.mxd



RAMBOLL ENVIRON

DRAFTED BY: FK | DATE: 11/24/2015

VERTICAL GROUNDWATER GRADIENTS OBSERVED IN NESTED WELLS
THIRD AND FOURTH QUARTER 2015

Whirlpool Facility - Fort Smith, Arkansas

Figure
1B

PROJECT: 3437500F

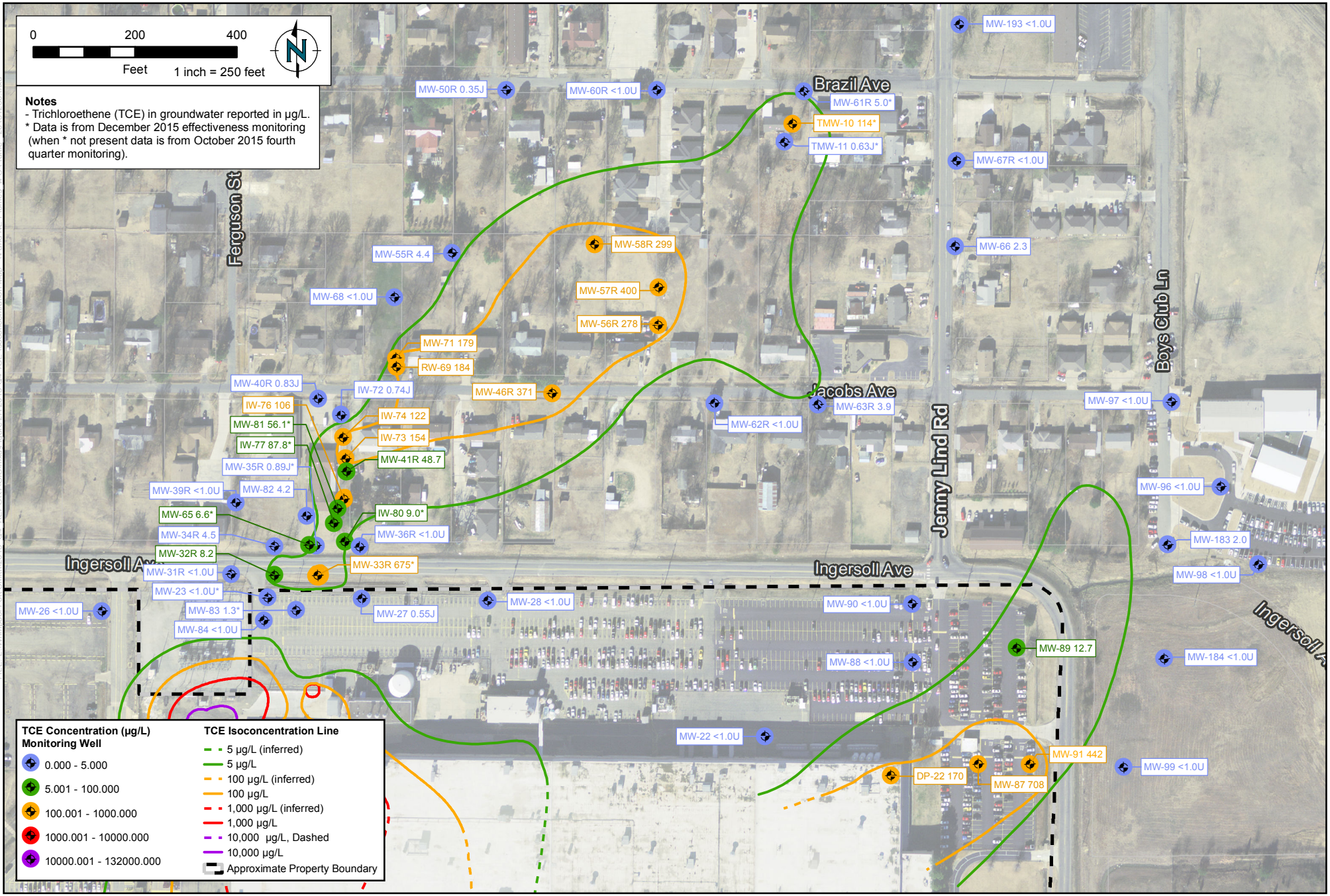

RAMBOLL ENVIRON

DRAFTED BY: FK | DATE: 12/30/2015

2015 FOURTH QUARTER TCE ISOCONCENTRATION MAP NORTHERN AND NORTHEASTERN PLUMES

Whirlpool Facility - Fort Smith, Arkansas

Figure 2A

PROJECT: 3437500F

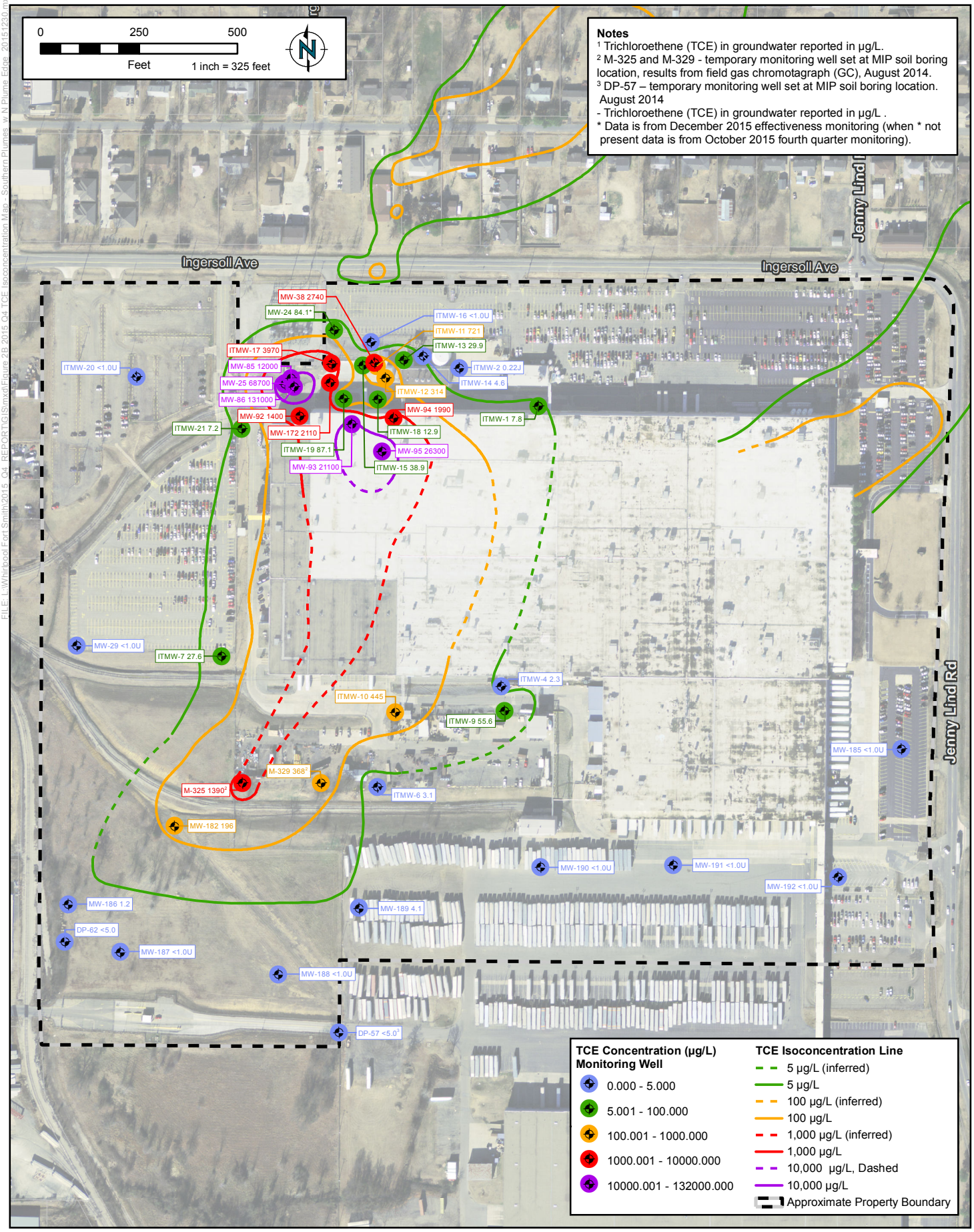

RAMBOLL ENVIRON

2015 FOURTH QUARTER TCE ISOCONCENTRATION MAP SOUTHERN PLUME

Whirlpool Facility - Fort Smith, Arkansas

Figure 2B

DRAFTED BY: FK | DATE: 12/30/2015 | PROJECT: 3437500F

TCE Concentration with Time at Source Area Onsite Wells

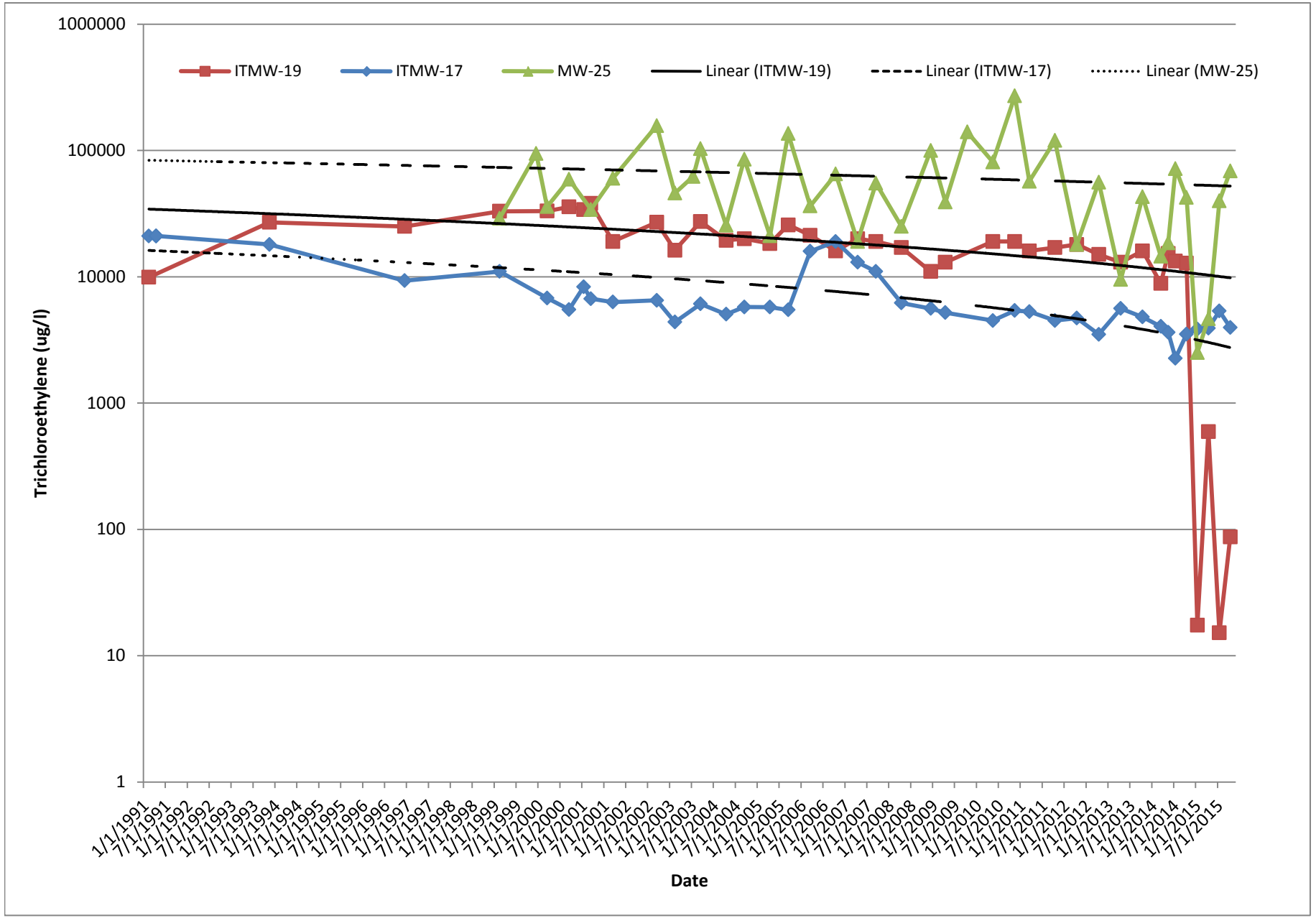

Figure 3
Whirlpool Facility
Fort Smith, Arkansas

RAMBOLL ENVIRON

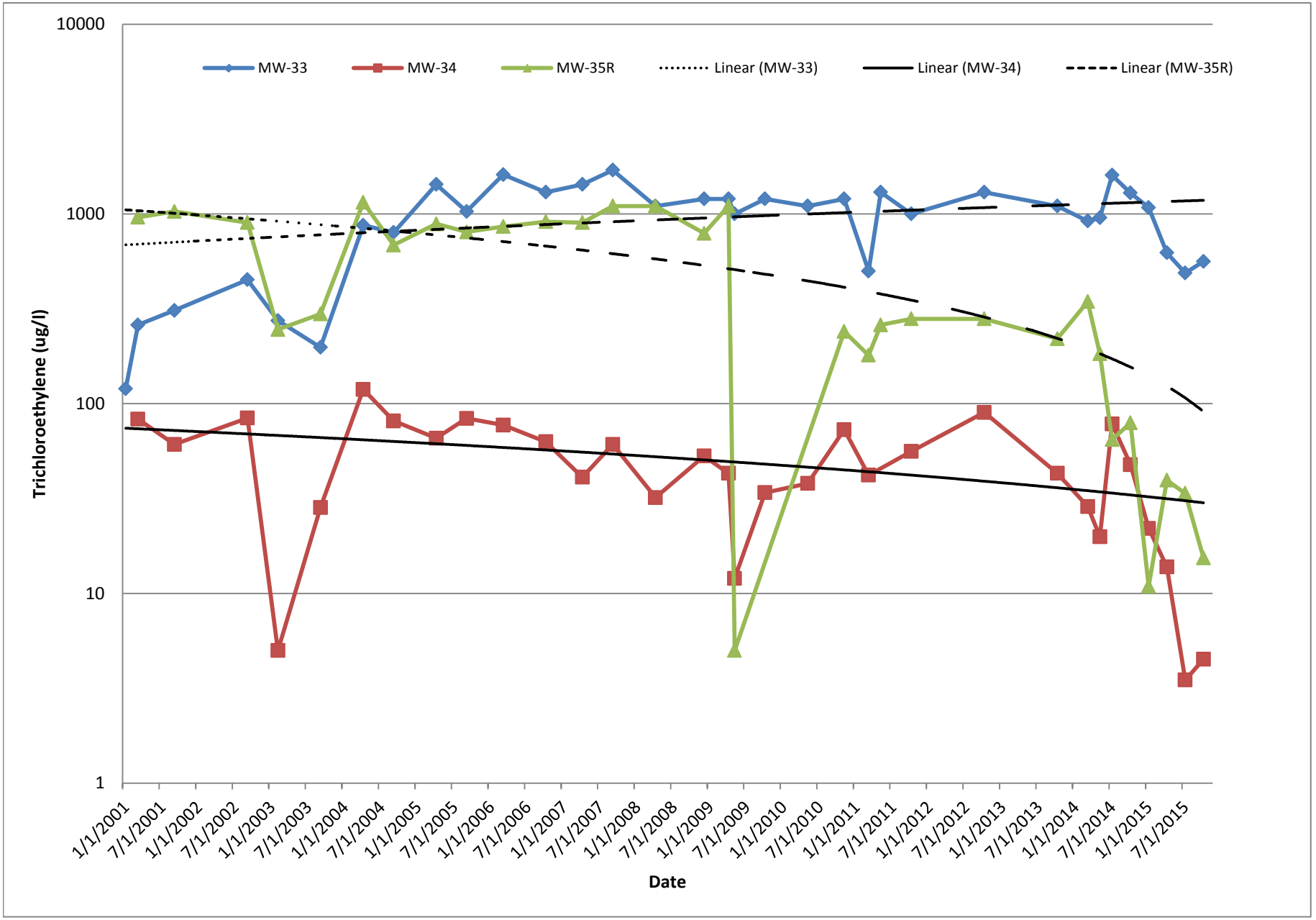

Figure 4
Whirlpool Facility
Fort Smith, Arkansas

RAMBOLL ENVIRON

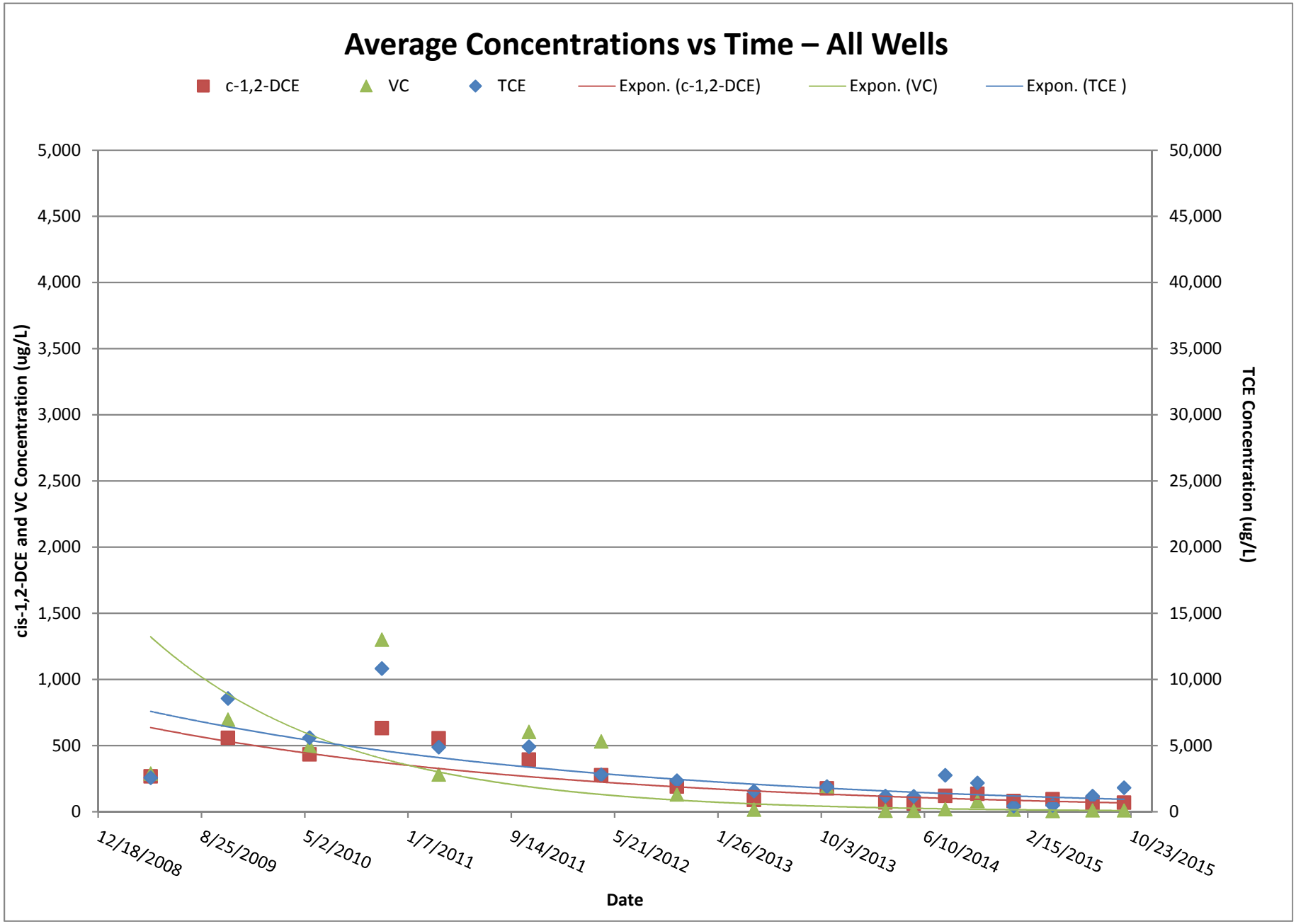

Figure 5
Whirlpool Facility
Fort Smith, Arkansas

RAMBOLL ENVIRON

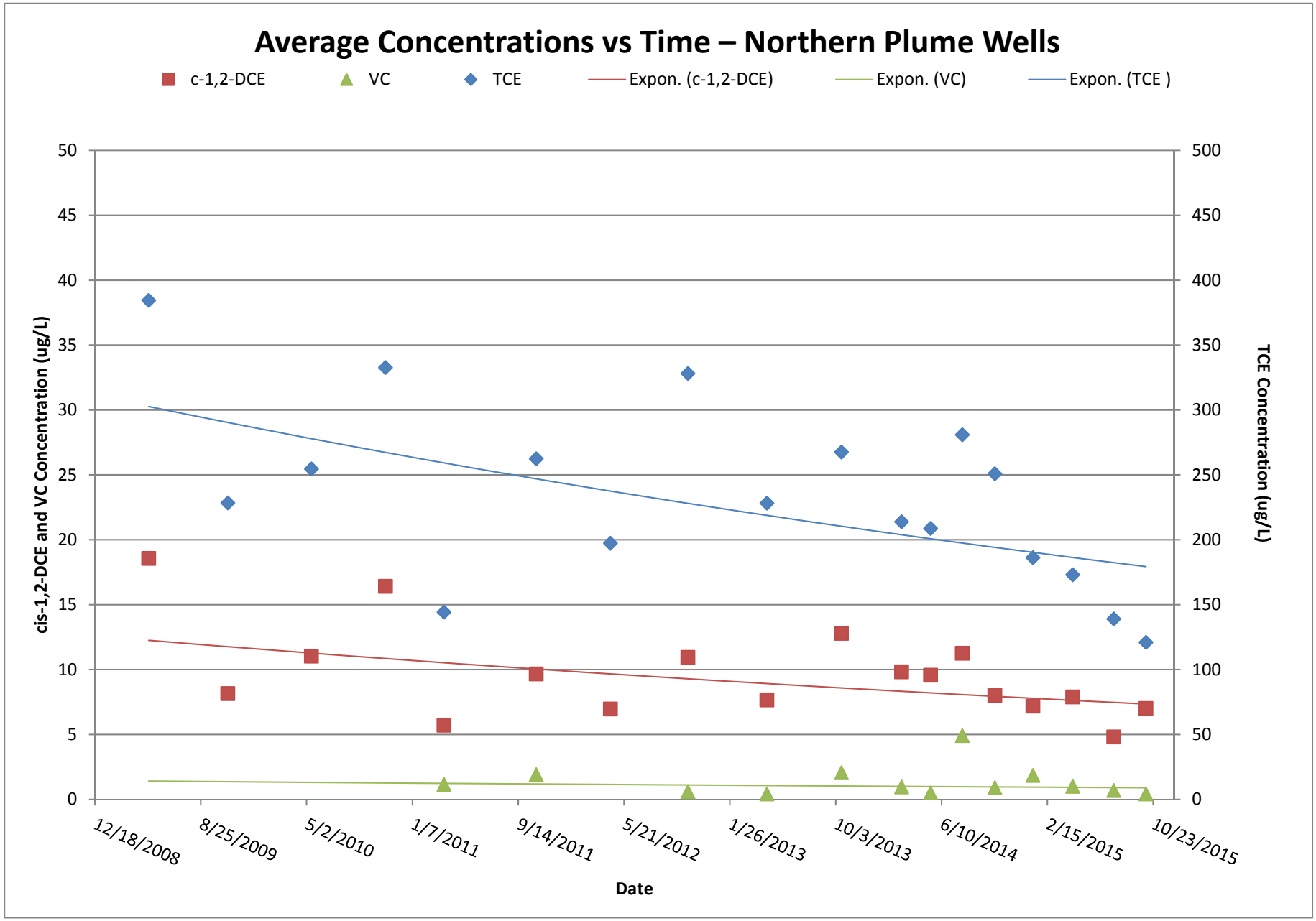

Figure 6
Whirlpool Facility
Fort Smith, Arkansas

RAMBOLL ENVIRON

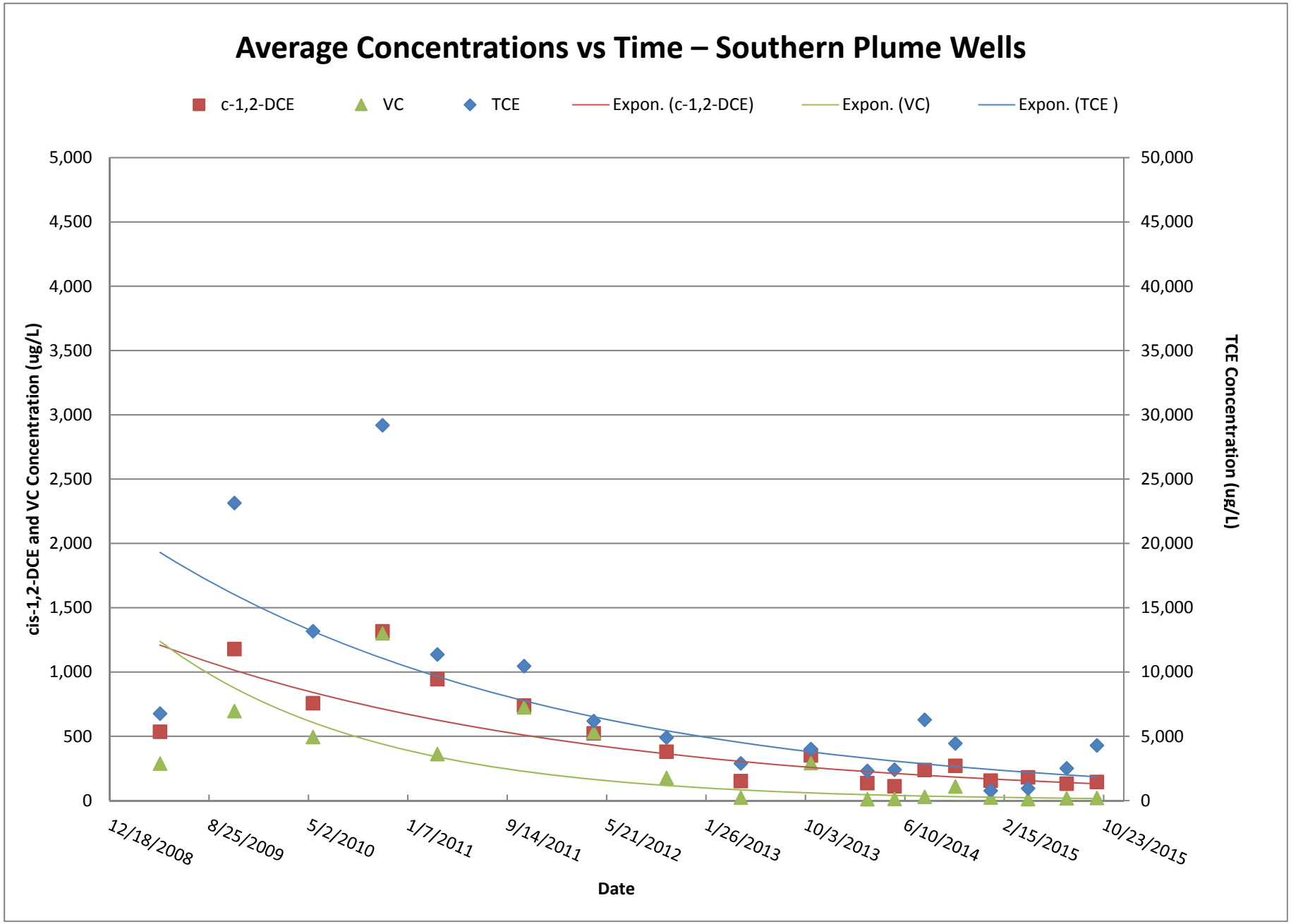

Figure 7
Whirlpool Facility
Fort Smith, Arkansas

RAMBOLL ENVIRON

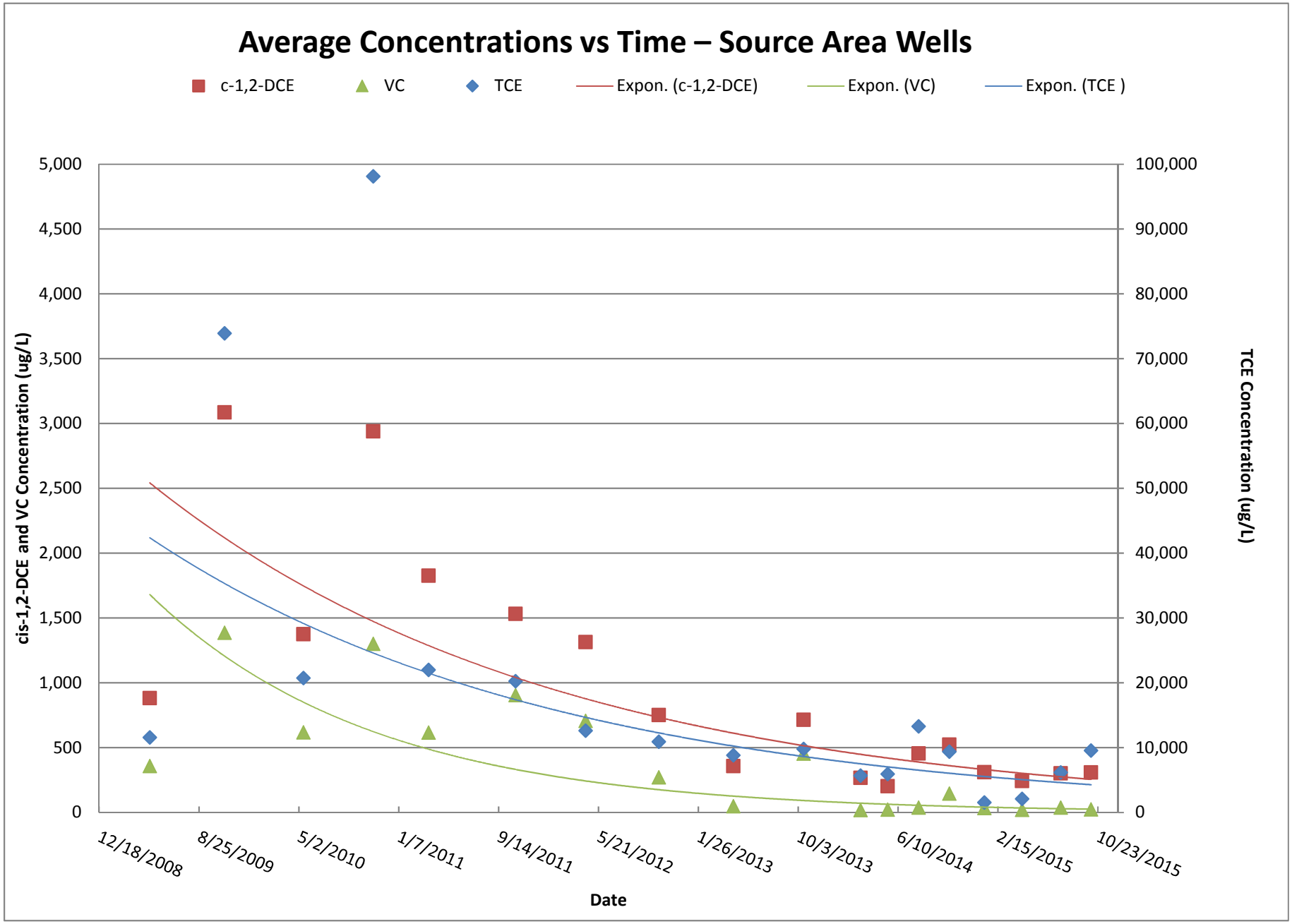

Figure 8
Whirlpool Facility
Fort Smith, Arkansas

RAMBOLL ENVIRON

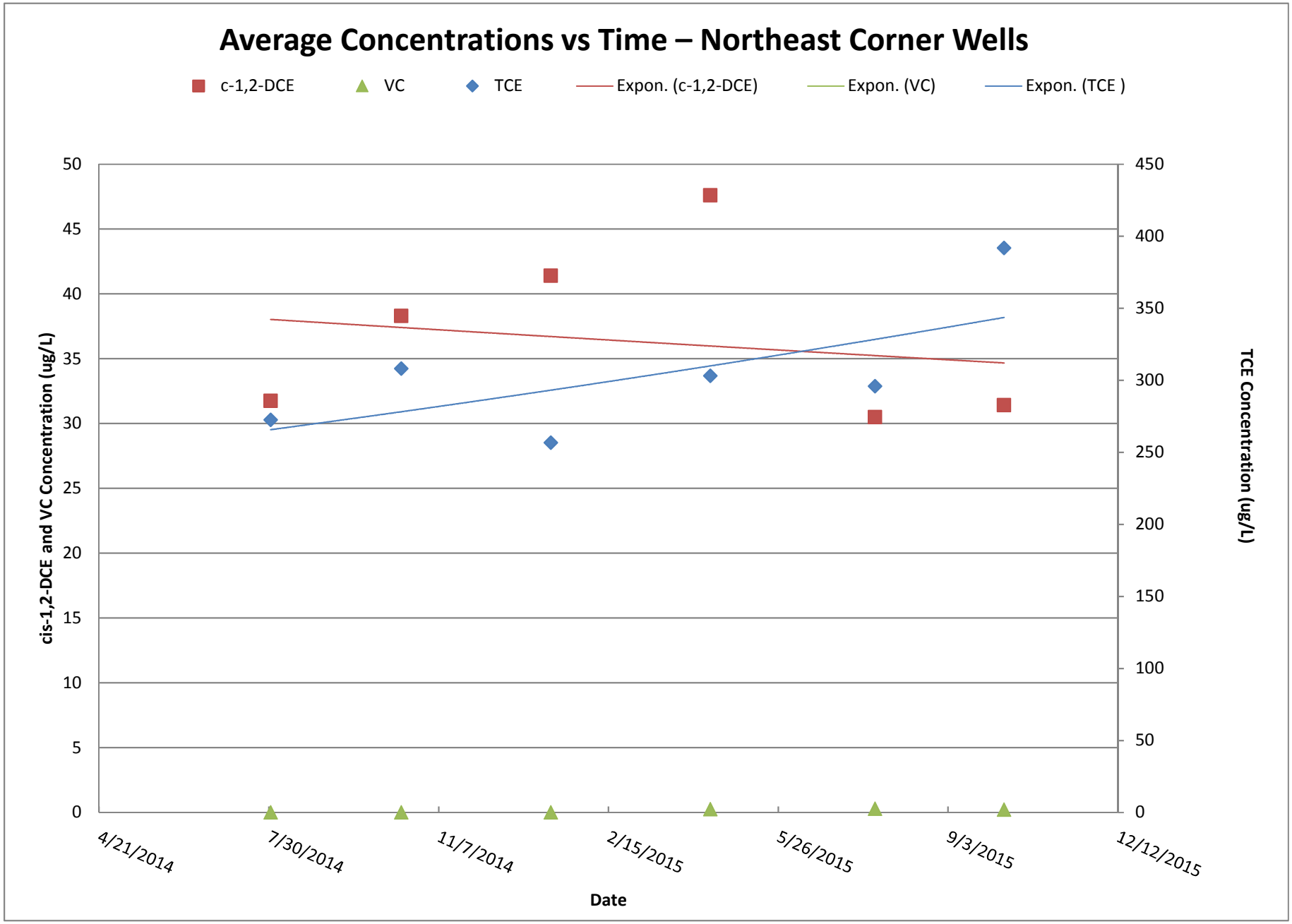

Figure 9
Whirlpool Facility
Fort Smith, Arkansas

RAMBOLL ENVIRON

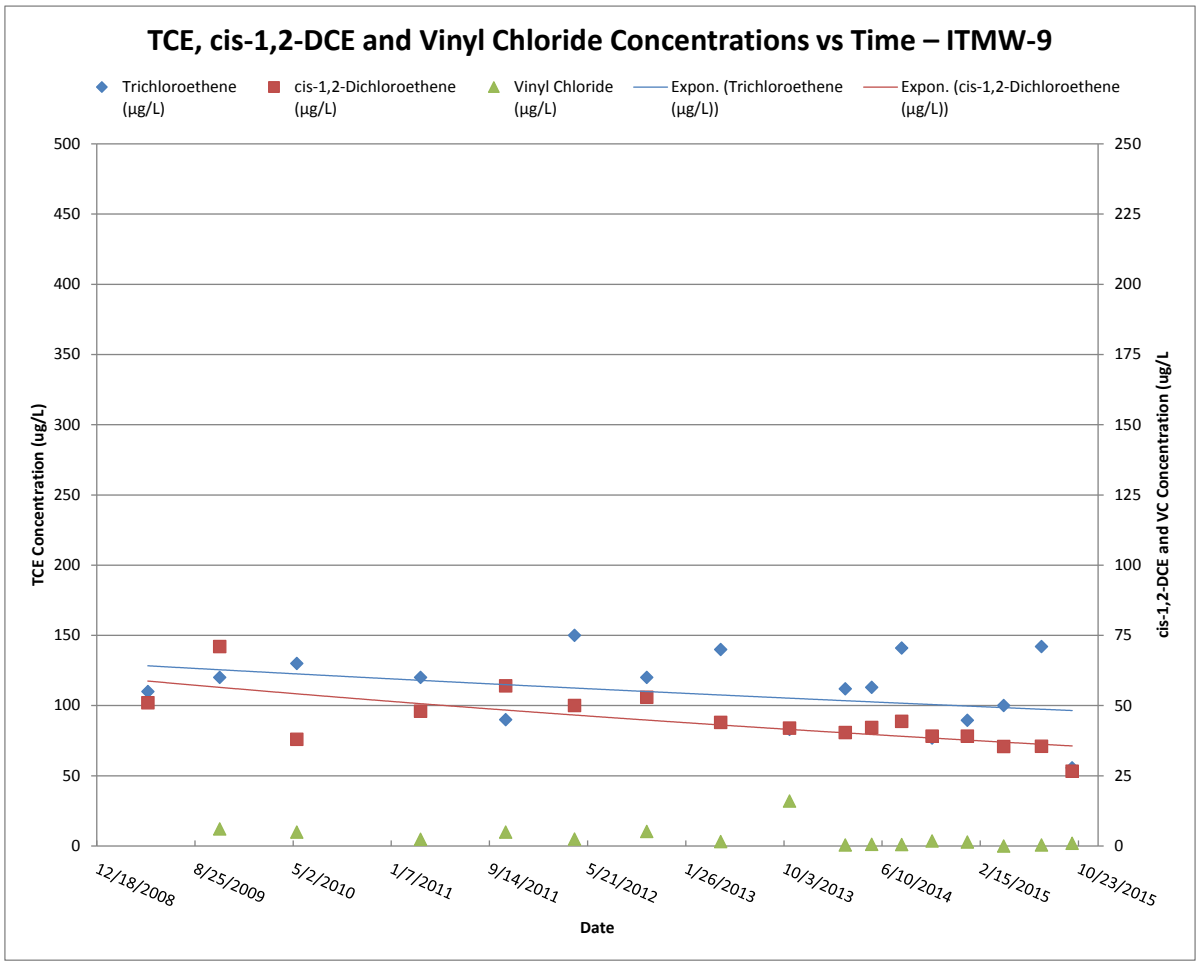

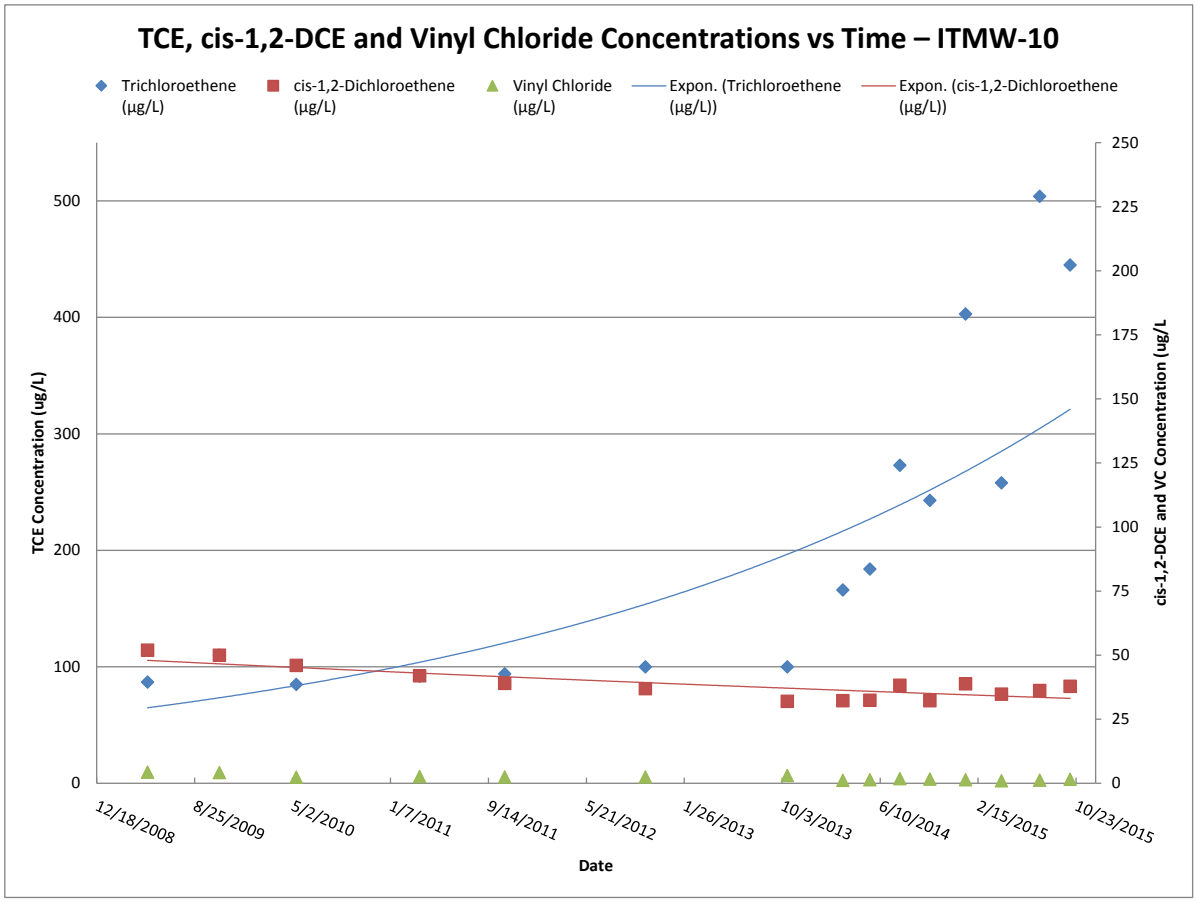

Figure 10
Whirlpool Facility
Fort Smith, Arkansas

RAMBOLL ENVIRON

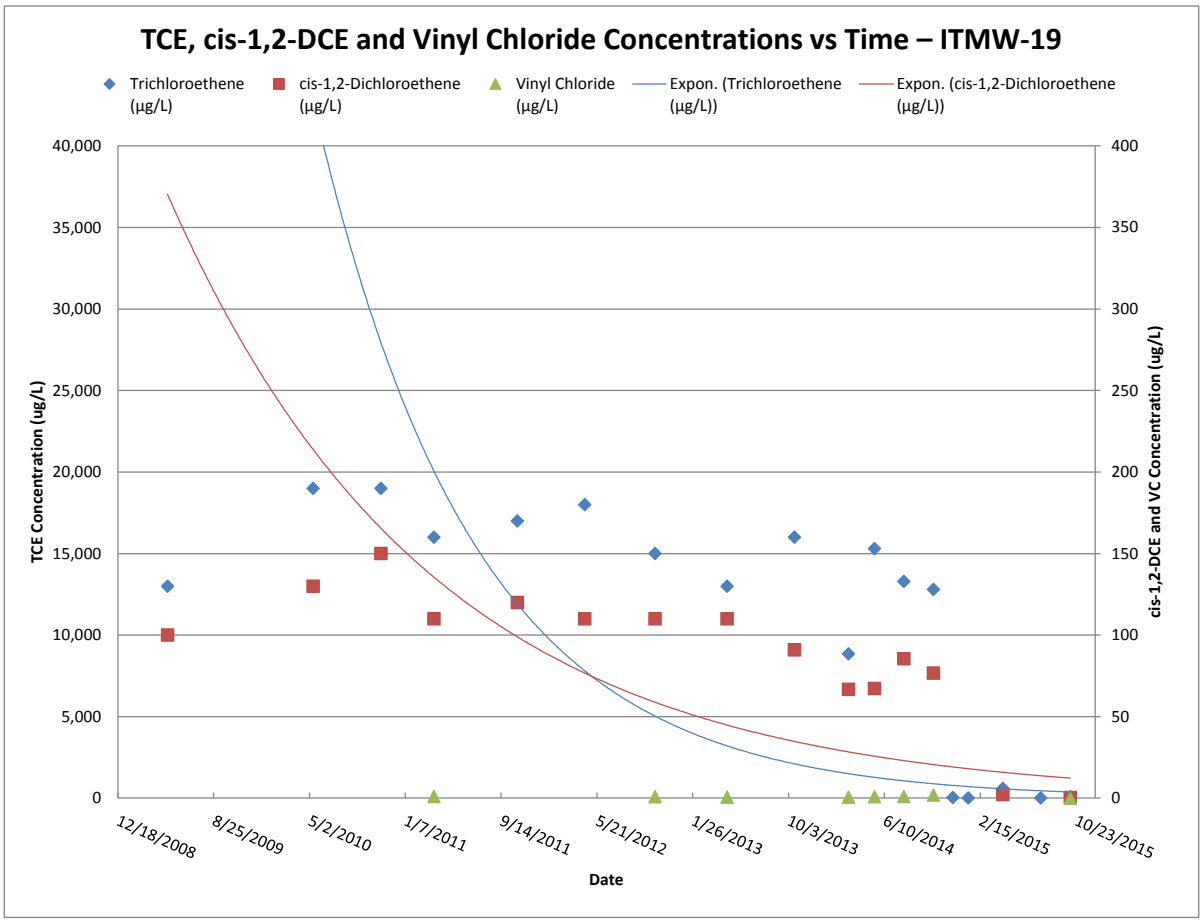

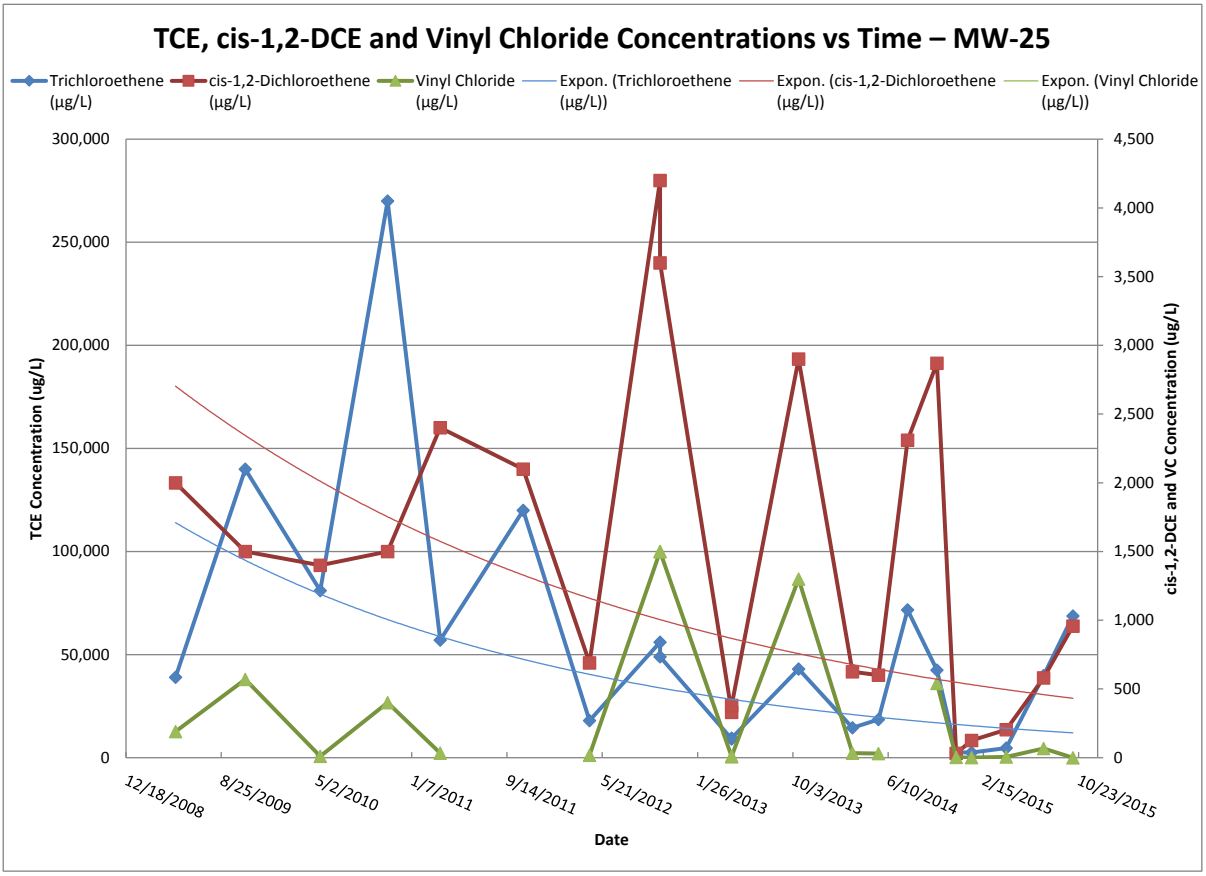

Figure 11
Whirlpool Facility
Fort Smith, Arkansas

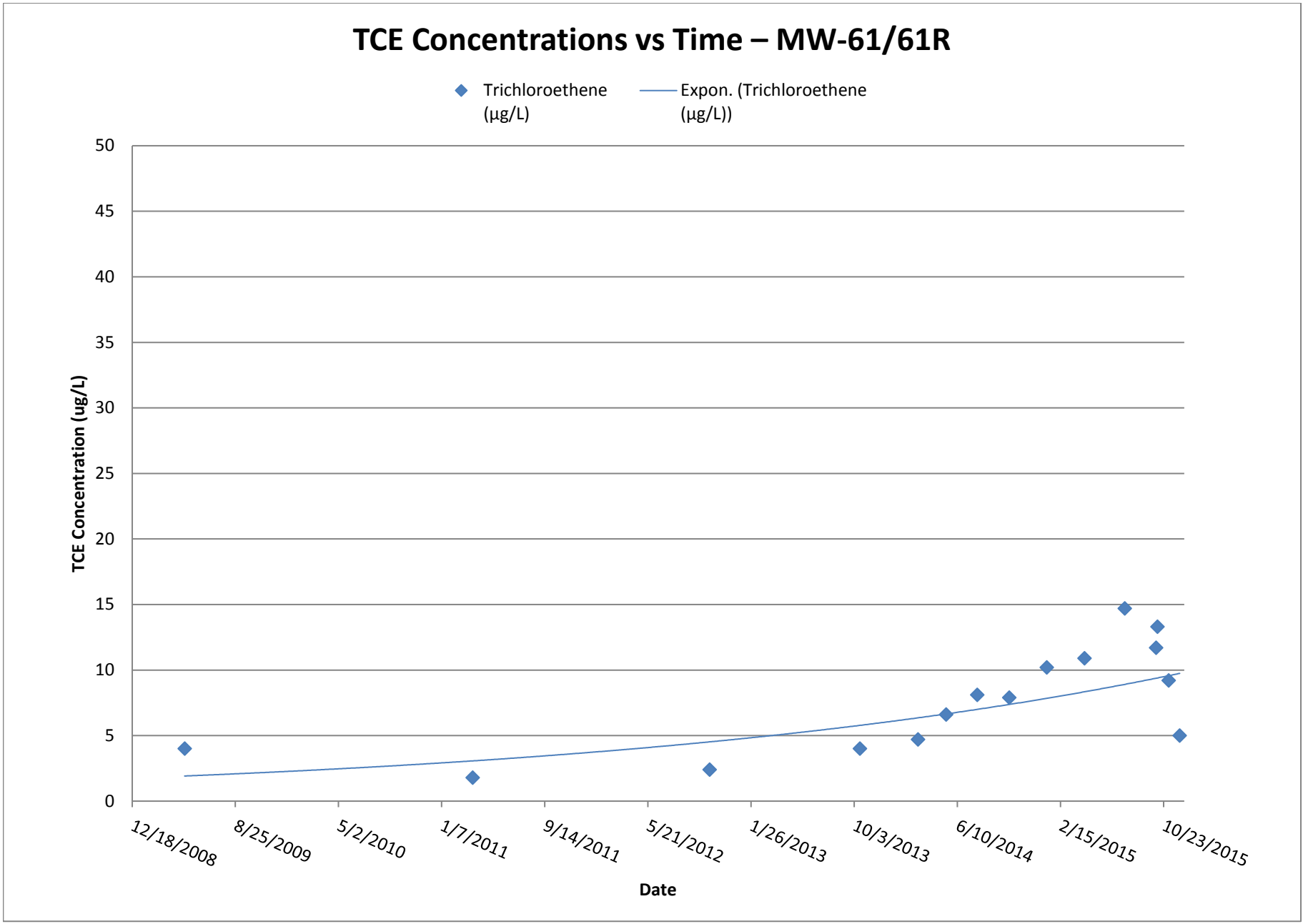

Figure 12
Whirlpool Facility
Fort Smith, Arkansas

RAMBOLL ENVIRON

Appendix A

Fourth Quarter 2015 Calibration Logs

Whirlpool Fort Smith Field Equipment Calibration Checklist

Date: 10/5/15

Calibrated by: Victoria Sieglen

Turn on YSI. Note time in DO section, line 1!

Specific Conductance calibration (should take *at least* 1.5 minutes): **Lot #:** SAC0116 **Exp:** 3/16

1. Pour conductivity standard into calibration cup and immerse sensor.
2. Allow *1 minute* for temperature stabilization.
3. Press "calibrate" after *30 seconds* of no significant change in specific conductance. Note below.
4. Discard used calibration standard, and rinse calibration cup and probes with DI water.

ORP calibration (should take *at least* 1.5 minutes): **Lot #:** 8039 **Exp:** 9/19

1. Pour ORP (Zobell) standard into calibration cup and immerse sensor.
2. Allow *1 minute* for temperature stabilization.
3. Press "calibrate" after *30 seconds* of no significant change in ORP. Note below.
4. Discard used calibration standard, and rinse calibration cup and probes with DI water.

3-Point pH calibration (should take *at least* 4.5 minutes):

1. Pour pH 7.0 standard into the calibration cup and immerse pH sensor. **Lot #** SAC488 **Exp:** 3/17
2. Allow *1 minute* for temperature stabilization.
3. Press "calibrate" after *30 seconds* of no significant change in pH. Note below.
4. Discard used calibration standard, and rinse calibration cup and probes with DI water.

5. Pour pH 4.0 standard into the calibration cup and immerse pH sensor. **Lot #** SAC304 **Exp:** 3/17
6. Allow *1 minute* for temperature stabilization.
7. Press "calibrate" after *30 seconds* of no significant change in pH. Note standard below.
8. Discard used calibration standard, and rinse calibration cup and probes with DI water.

9. Pour pH 10.0 standard into the calibration cup and immerse pH sensor. **Lot #** SAA 1604 **Exp:** 1/17
10. Allow *1 minute* for temperature stabilization.
11. Press "calibrate" after *30 seconds* of no significant change in pH. Note below
12. Discard used calibration standard, and rinse calibration cup and probes with DI water.

Dissolved Oxygen (% DO) calibration (should take *at least* 10 minutes):

1. Ensure unit has been on for at least 10 minutes: Initial time: 10:21 + 10min = 11:21
2. Enter the local barometric pressure.
   (Note: to convert from inches (common on a weather app or forecast) to mmHg, multiply by 25.4, then to correct to Ft. Smith's altitude, subtract 15.169 mmHg.)
   30.13 in. x 25.4 = 765.302 mmHg - 15.169 = 750.133 mmHg
3. Place ~3mm of DI water in the bottom of the calibration cup.
4. Lightly screw on the calibration cup (only 1 or 2 threads!)
5. Allow *10 minutes* for the air in the cup to become water-saturated and temp to stabilize.
6. Press "calibrate" after *30 seconds* of no significant change in DO. Note below.
7. Discard used DI water, and rinse calibration cup and probes with DI water.

Field Notebook calibration entry:
YSI – Serial Number:

1. Specific Conductance: 1303
2. ORP: 241.3
3. pH:
   - Point 1: 7.0
   - Point 2: 3.93
   - Point 3: a.ad
4. DO: 9.05

Whirlpool Fort Smith Field Equipment Calibration Checklist

Date: 10/5/2015

Calibrated by: Courtney Bednaz

Turn on YSI. Note time in DO section, line 1!

Specific Conductance calibration (should take *at least* 1.5 minutes): **Lot #:** 5ACC61C **Exp:** March 2016

1. Pour conductivity standard into calibration cup and immerse sensor.
2. Allow *1 minute* for temperature stabilization.
3. Press "calibrate" after *30 seconds* of no significant change in specific conductance. Note below.
4. Discard used calibration standard, and rinse calibration cup and probes with DI water.

ORP calibration (should take *at least* 1.5 minutes): **Lot #:** 6039 **Exp:** 9/2019

1. Pour ORP (Zobell) standard into calibration cup and immerse sensor.
2. Allow *1 minute* for temperature stabilization.
3. Press "calibrate" after *30 seconds* of no significant change in ORP. Note below.
4. Discard used calibration standard, and rinse calibration cup and probes with DI water.

3-Point pH calibration (should take *at least* 4.5 minutes):

1. Pour pH 7.0 standard into the calibration cup and immerse pH sensor. **Lot #** 5AC488 **Exp:** Mar/2017
2. Allow *1 minute* for temperature stabilization.
3. Press "calibrate" after *30 seconds* of no significant change in pH. Note below.
4. Discard used calibration standard, and rinse calibration cup and probes with DI water.
5. Pour pH 4.0 standard into the calibration cup and immerse pH sensor. **Lot #** 5AC304 **Exp:** Mar/17
6. Allow *1 minute* for temperature stabilization.
7. Press "calibrate" after *30 seconds* of no significant change in pH. Note standard below.
8. Discard used calibration standard, and rinse calibration cup and probes with DI water.
9. Pour pH 10.0 standard into the calibration cup and immerse pH sensor. **Lot #** 5AA1EA **Exp:** Jan/17
10. Allow *1 minute* for temperature stabilization.
11. Press "calibrate" after *30 seconds* of no significant change in pH. Note below
12. Discard used calibration standard, and rinse calibration cup and probes with DI water.

Dissolved Oxygen (% DO) calibration (should take *at least* 10 minutes):

1. Ensure unit has been on for at least 10 minutes: Initial time: 1030 + 10min = 10:40
2. Enter the local barometric pressure.
   (Note: to convert from inches (common on a weather app or forecast) to mmHg, multiply by 25.4, then to correct to Ft. Smith's altitude, subtract 15.169 mmHg.)
   30.13 in. x 25.4 = 765.302 mmHg - 15.169 = 750.133 mmHg
3. Place ~3mm of DI water in the bottom of the calibration cup.
4. Lightly screw on the calibration cup (only 1 or 2 threads!)
5. Allow *10 minutes* for the air in the cup to become water-saturated and temp to stabilize.
6. Press "calibrate" after *30 seconds* of no significant change in DO. Note below.
7. Discard used DI water, and rinse calibration cup and probes with DI water.

Field Notebook calibration entry:

YSI – Serial Number: 17278

1. Specific Conductance: 1.379
2. ORP: 247.4
3. pH:
   - Point 1: 7.01
   - Point 2: 4.00
   - Point 3: 10.02
4. DO: 98.8

Whirlpool Fort Smith Field Equipment Calibration Checklist

Date: 10/05/2015

Calibrated by: J. Myers

Turn on YSI. Note time in DO section, line 1!

Specific Conductance calibration (should take *at least* 1.5 minutes): **Lot #:** SAC151 **Exp:** 03/31/2016

1. Pour conductivity standard into calibration cup and immerse sensor.
2. Allow *1 minute* for temperature stabilization.
3. Press "calibrate" after *30 seconds* of no significant change in specific conductance. Note below.
4. Discard used calibration standard, and rinse calibration cup and probes with DI water.

ORP calibration (should take *at least* 1.5 minutes): **Lot #:** 8034 **Exp:** 04/30/2019

1. Pour ORP (Zobell) standard into calibration cup and immerse sensor.
2. Allow *1 minute* for temperature stabilization.
3. Press "calibrate" after *30 seconds* of no significant change in ORP. Note below.
4. Discard used calibration standard, and rinse calibration cup and probes with DI water.

3-Point pH calibration (should take *at least* 4.5 minutes):

1. Pour pH 7.0 standard into the calibration cup and immerse pH sensor. **Lot #** SAD425 **Exp:** 4/30/2017
2. Allow *1 minute* for temperature stabilization.
3. Press "calibrate" after *30 seconds* of no significant change in pH. Note below.
4. Discard used calibration standard, and rinse calibration cup and probes with DI water.
5. Pour pH 4.0 standard into the calibration cup and immerse pH sensor. **Lot #** SAD247 **Exp:** 4/30/2017
6. Allow *1 minute* for temperature stabilization.
7. Press "calibrate" after *30 seconds* of no significant change in pH. Note standard below.
8. Discard used calibration standard, and rinse calibration cup and probes with DI water.
9. Pour pH 10.0 standard into the calibration cup and immerse pH sensor. **Lot #** SAD453 **Exp:** 4/30/2017
10. Allow *1 minute* for temperature stabilization.
11. Press "calibrate" after *30 seconds* of no significant change in pH. Note below
12. Discard used calibration standard, and rinse calibration cup and probes with DI water.

Dissolved Oxygen (% DO) calibration (should take *at least* 10 minutes):

1. Ensure unit has been on for at least 10 minutes: Initial time: 1010 + 10min = 1020
2. Enter the local barometric pressure.
   (Note: to convert from inches (common on a weather app or forecast) to mmHg, multiply by 25.4, then to correct to Ft. Smith's altitude, subtract 15.169 mmHg.)
   30.13 in. x 25.4 = 765.302 mmHg - 15.169 = 750.133 mmHg
3. Place ~3mm of DI water in the bottom of the calibration cup.
4. Lightly screw on the calibration cup (only 1 or 2 threads!)
5. Allow *10 minutes* for the air in the cup to become water-saturated and temp to stabilize.
6. Press "calibrate" after *30 seconds* of no significant change in DO. Note below.
7. Discard used DI water, and rinse calibration cup and probes with DI water.

Field Notebook calibration entry:
YSI – Serial Number: 02d0123

1. Specific Conductance: 1413 ms/cm
2. ORP: 240.1
3. pH:
   - Point 1: 7.00
   - Point 2: 4.00
   - Point 3: 10.07
4. DO: 94.8%

Whirlpool Fort Smith Field Equipment Calibration Checklist

Date: 10/5/2015

Calibrated by: WES

Turn on YSI. Note time in DO section, line 1!

Specific Conductance calibration (should take *at least* 1.5 minutes): **Lot #:** SAC616 **Exp:** March 2016

1. Pour conductivity standard into calibration cup and immerse sensor.
2. Allow *1 minute* for temperature stabilization.
3. Press "calibrate" after *30 seconds* of no significant change in specific conductance. Note below.
4. Discard used calibration standard, and rinse calibration cup and probes with DI water.

ORP calibration (should take *at least* 1.5 minutes): **Lot #:** 8154 **Exp:** 10/31/19

1. Pour ORP (Zobell) standard into calibration cup and immerse sensor.
2. Allow *1 minute* for temperature stabilization.
3. Press "calibrate" after *30 seconds* of no significant change in ORP. Note below.
4. Discard used calibration standard, and rinse calibration cup and probes with DI water.

3-Point pH calibration (should take *at least* 4.5 minutes):

1. Pour pH 7.0 standard into the calibration cup and immerse pH sensor. **Lot #** SAC488 **Exp:** 3/31/17
2. Allow *1 minute* for temperature stabilization.
3. Press "calibrate" after *30 seconds* of no significant change in pH. Note below.
4. Discard used calibration standard, and rinse calibration cup and probes with DI water.
5. Pour pH 4.0 standard into the calibration cup and immerse pH sensor. **Lot #** SGH1066 **Exp:** 8/31/16
6. Allow *1 minute* for temperature stabilization.
7. Press "calibrate" after *30 seconds* of no significant change in pH. Note standard below.
8. Discard used calibration standard, and rinse calibration cup and probes with DI water.
9. Pour pH 10.0 standard into the calibration cup and immerse pH sensor. **Lot #** SAA164 **Exp:** J/17
10. Allow *1 minute* for temperature stabilization.
11. Press "calibrate" after *30 seconds* of no significant change in pH. Note below
12. Discard used calibration standard, and rinse calibration cup and probes with DI water.

Dissolved Oxygen (% DO) calibration (should take *at least* 10 minutes):

1. Ensure unit has been on for at least 10 minutes: Initial time: 1100 + 10min = 1110
2. Enter the local barometric pressure.
   (Note: to convert from inches (common on a weather app or forecast) to mmHg, multiply by 25.4, then to correct to Ft. Smith's altitude, subtract 15.169 mmHg.)
   30.13 in. x 25.4 = 765.302 mmHg - 15.169 = 750.133 mmHg
3. Place ~3mm of DI water in the bottom of the calibration cup.
4. Lightly screw on the calibration cup (only 1 or 2 threads!)
5. Allow *10 minutes* for the air in the cup to become water-saturated and temp to stabilize.
6. Press "calibrate" after *30 seconds* of no significant change in DO. Note below.
7. Discard used DI water, and rinse calibration cup and probes with DI water.

Field Notebook calibration entry:
YSI – Serial Number: 08F36429

1. Specific Conductance: 1413
2. ORP: 240.0
3. pH:
   - Point 1: 7.00
   - Point 2: 4.00
   - Point 3: 10.01
4. DO: 98.7%

Whirlpool Fort Smith Field Equipment Calibration Checklist

Date: 10/5/15

Calibrated by: NZ

Turn on YSI. Note time in DO section, line 1!

Specific Conductance calibration (should take *at least* 1.5 minutes): **Lot #:** 5AC616 **Exp:** 3/16

1. Pour conductivity standard into calibration cup and immerse sensor.
2. Allow *1 minute* for temperature stabilization.
3. Press "calibrate" after *30 seconds* of no significant change in specific conductance. Note below.
4. Discard used calibration standard, and rinse calibration cup and probes with DI water.

ORP calibration (should take *at least* 1.5 minutes): **Lot #:** 8039 **Exp:** 9/19

1. Pour ORP (Zobell) standard into calibration cup and immerse sensor.
2. Allow *1 minute* for temperature stabilization.
3. Press "calibrate" after *30 seconds* of no significant change in ORP. Note below.
4. Discard used calibration standard, and rinse calibration cup and probes with DI water.

3-Point pH calibration (should take *at least* 4.5 minutes):

1. Pour pH 7.0 standard into the calibration cup and immerse pH sensor. **Lot #** 5AC488 **Exp:** 3/17
2. Allow *1 minute* for temperature stabilization.
3. Press "calibrate" after *30 seconds* of no significant change in pH. Note below.
4. Discard used calibration standard, and rinse calibration cup and probes with DI water.
5. Pour pH 4.0 standard into the calibration cup and immerse pH sensor. **Lot #** 5AC304 **Exp:** 3/17
6. Allow *1 minute* for temperature stabilization.
7. Press "calibrate" after *30 seconds* of no significant change in pH. Note standard below.
8. Discard used calibration standard, and rinse calibration cup and probes with DI water.
9. Pour pH 10.0 standard into the calibration cup and immerse pH sensor. **Lot #** 5AA164 **Exp:** 1/17
10. Allow *1 minute* for temperature stabilization.
11. Press "calibrate" after *30 seconds* of no significant change in pH. Note below
12. Discard used calibration standard, and rinse calibration cup and probes with DI water.

Dissolved Oxygen (% DO) calibration (should take *at least* 10 minutes):

1. Ensure unit has been on for at least 10 minutes: Initial time: 0955 + 10min = 1005
2. Enter the local barometric pressure.
   (Note: to convert from inches (common on a weather app or forecast) to mmHg, multiply by 25.4, then to correct to Ft. Smith's altitude, subtract 15.169 mmHg.)
   30.13 in. x 25.4 = 765.302 mmHg - 15.169 = 750.133 mmHg
3. Place ~3mm of DI water in the bottom of the calibration cup.
4. Lightly screw on the calibration cup (only 1 or 2 threads!)
5. Allow *10 minutes* for the air in the cup to become water-saturated and temp to stabilize.
6. Press "calibrate" after *30 seconds* of no significant change in DO. Note below.
7. Discard used DI water, and rinse calibration cup and probes with DI water.

Field Notebook calibration entry:

YSI – Serial Number: 07G100121

1. Specific Conductance: 1413 us/cm
2. ORP: 240 mV
3. pH:
   - Point 1: 7.00
   - Point 2: 4.00
   - Point 3: 10.02
4. DO: 98.9 %

09:45

Whirlpool Fort Smith Field Equipment Calibration Checklist

Date: October 5, 2015

Calibrated by: Lucy Cross

Turn on YSI. Note time in DO section, line 1!

Specific Conductance calibration (should take *at least* 1.5 minutes): **Lot #:** 5AC1616 **Exp:** March 2016

1. Pour conductivity standard into calibration cup and immerse sensor.
2. Allow *1 minute* for temperature stabilization.
3. Press "calibrate" after *30 seconds* of no significant change in specific conductance. Note below.
4. Discard used calibration standard, and rinse calibration cup and probes with DI water.

ORP calibration (should take *at least* 1.5 minutes): **Lot #:** 8039 **Exp:** Sept 2019

1. Pour ORP (Zobell) standard into calibration cup and immerse sensor.
2. Allow *1 minute* for temperature stabilization.
3. Press "calibrate" after *30 seconds* of no significant change in ORP. Note below.
4. Discard used calibration standard, and rinse calibration cup and probes with DI water.

3-Point pH calibration (should take *at least* 4.5 minutes):

1. Pour pH 7.0 standard into the calibration cup and immerse pH sensor. **Lot #** 5AC488 **Exp:** March 2017
2. Allow *1 minute* for temperature stabilization.
3. Press "calibrate" after *30 seconds* of no significant change in pH. Note below.
4. Discard used calibration standard, and rinse calibration cup and probes with DI water.

5. Pour pH 4.0 standard into the calibration cup and immerse pH sensor. **Lot #** 5AC304 **Exp:** March 2017
6. Allow *1 minute* for temperature stabilization.
7. Press "calibrate" after *30 seconds* of no significant change in pH. Note standard below.
8. Discard used calibration standard, and rinse calibration cup and probes with DI water.

9. Pour pH 10.0 standard into the calibration cup and immerse pH sensor. **Lot #** 5AA1104 **Exp:** Jan 2017
10. Allow *1 minute* for temperature stabilization.
11. Press "calibrate" after *30 seconds* of no significant change in pH. Note below
12. Discard used calibration standard, and rinse calibration cup and probes with DI water.

Dissolved Oxygen (% DO) calibration (should take *at least* 10 minutes):

1. Ensure unit has been on for at least 10 minutes: Initial time: 10:21 + 10min = 10:31
2. Enter the local barometric pressure.
   (Note: to convert from inches (common on a weather app or forecast) to mmHg, multiply by 25.4, then to correct to Ft. Smith's altitude, subtract 15.169 mmHg.)
   30.13 in. x 25.4 = 765.302 mmHg - 15.169 = 750.133 mmHg
3. Place ~3mm of DI water in the bottom of the calibration cup.
4. Lightly screw on the calibration cup (only 1 or 2 threads!)
5. Allow *10 minutes* for the air in the cup to become water-saturated and temp to stabilize.
6. Press "calibrate" after *30 seconds* of no significant change in DO. Note below.
7. Discard used DI water, and rinse calibration cup and probes with DI water.

Field Notebook calibration entry: 22441
YSI – Serial Number: ~~12441~~ 22441

1. Specific Conductance: 1.413
2. ORP: 240.0
3. pH:
   - Point 1: 7.0
   - Point 2: 4.0
   - Point 3: 10.00
4. DO: 98.7%

Whirlpool Fort Smith Field Equipment Calibration Checklist

Date: 10/5/15

Calibrated by: Enoch Ng

Turn on YSI. Note time in DO section, line 1!

Specific Conductance calibration (should take *at least* 1.5 minutes): **Lot #:** 5AC616 **Exp:** Mar / 16

1. Pour conductivity standard into calibration cup and immerse sensor.
2. Allow *1 minute* for temperature stabilization.
3. Press "calibrate" after *30 seconds* of no significant change in specific conductance. Note below.
4. Discard used calibration standard, and rinse calibration cup and probes with DI water.

ORP calibration (should take *at least* 1.5 minutes): **Lot #:** 8154 **Exp:** 10/31/19

1. Pour ORP (Zobell) standard into calibration cup and immerse sensor.
2. Allow *1 minute* for temperature stabilization.
3. Press "calibrate" after *30 seconds* of no significant change in ORP. Note below.
4. Discard used calibration standard, and rinse calibration cup and probes with DI water.

3-Point pH calibration (should take *at least* 4.5 minutes):

1. Pour pH 7.0 standard into the calibration cup and immerse pH sensor. **Lot #** 5AC488 **Exp:** 3/3/17
2. Allow *1 minute* for temperature stabilization.
3. Press "calibrate" after *30 seconds* of no significant change in pH. Note below.
4. Discard used calibration standard, and rinse calibration cup and probes with DI water.

5. Pour pH 4.0 standard into the calibration cup and immerse pH sensor. **Lot #** 5GH1066 **Exp:** 8/31/16
6. Allow *1 minute* for temperature stabilization.
7. Press "calibrate" after *30 seconds* of no significant change in pH. Note standard below.
8. Discard used calibration standard, and rinse calibration cup and probes with DI water.

9. Pour pH 10.0 standard into the calibration cup and immerse pH sensor. **Lot #** 5AA164 **Exp:** Jan / 17
10. Allow *1 minute* for temperature stabilization.
11. Press "calibrate" after *30 seconds* of no significant change in pH. Note below
12. Discard used calibration standard, and rinse calibration cup and probes with DI water.

Dissolved Oxygen (% DO) calibration (should take *at least* 10 minutes):

1. Ensure unit has been on for at least 10 minutes: Initial time: 11:56 am + 10min = ~~1256~~ 1206
2. Enter the local barometric pressure.
   (Note: to convert from inches (common on a weather app or forecast) to mmHg, multiply by 25.4, then to correct to Ft. Smith's altitude, subtract 15.169 mmHg.)
   30.13 in. x 25.4 = 765.302 mmHg - 15.169 = 750.133 mmHg
3. Place ~3mm of DI water in the bottom of the calibration cup.
4. Lightly screw on the calibration cup (only 1 or 2 threads!)
5. Allow *10 minutes* for the air in the cup to become water-saturated and temp to stabilize.
6. Press "calibrate" after *30 seconds* of no significant change in DO. Note below.
7. Discard used DI water, and rinse calibration cup and probes with DI water.

Field Notebook calibration entry:
YSI – Serial Number:

1. Specific Conductance: 1413
2. ORP: 240.0
3. pH:
   - Point 1: 7.00
   - Point 2: 4.00
   - Point 3: 10.01
4. DO:

Whirlpool Fort Smith Field Equipment Calibration Checklist

Date: 10/6/15

Calibrated by: C. Bednaz

Turn on YSI. Note time in DO section, line 1!

Specific Conductance calibration (should take *at least* 1.5 minutes): **Lot #:** 5A~~C~~CB6/6 **Exp:** Mar/16

1. Pour conductivity standard into calibration cup and immerse sensor.
2. Allow *1 minute* for temperature stabilization.
3. Press "calibrate" after *30 seconds* of no significant change in specific conductance. Note below.
4. Discard used calibration standard, and rinse calibration cup and probes with DI water.

ORP calibration (should take *at least* 1.5 minutes): **Lot #:** 8154 **Exp:** 10/31/19

1. Pour ORP (Zobell) standard into calibration cup and immerse sensor.
2. Allow *1 minute* for temperature stabilization.
3. Press "calibrate" after *30 seconds* of no significant change in ORP. Note below.
4. Discard used calibration standard, and rinse calibration cup and probes with DI water.

3-Point pH calibration (should take *at least* 4.5 minutes):

1. Pour pH 7.0 standard into the calibration cup and immerse pH sensor. **Lot #** 5AC488 **Exp:** 3/31/17
2. Allow *1 minute* for temperature stabilization.
3. Press "calibrate" after *30 seconds* of no significant change in pH. Note below.
4. Discard used calibration standard, and rinse calibration cup and probes with DI water.
5. Pour pH 4.0 standard into the calibration cup and immerse pH sensor. **Lot #** 5AC304 **Exp:** Mar/17
6. Allow *1 minute* for temperature stabilization.
7. Press "calibrate" after *30 seconds* of no significant change in pH. Note standard below.
8. Discard used calibration standard, and rinse calibration cup and probes with DI water.
9. Pour pH 10.0 standard into the calibration cup and immerse pH sensor. **Lot #** 5AA164 **Exp:** Jan/17
10. Allow *1 minute* for temperature stabilization.
11. Press "calibrate" after *30 seconds* of no significant change in pH. Note below
12. Discard used calibration standard, and rinse calibration cup and probes with DI water.

Dissolved Oxygen (% DO) calibration (should take *at least* 10 minutes):

1. Ensure unit has been on for at least 10 minutes: Initial time: 700 + 10min = 710
2. Enter the local barometric pressure.
   (Note: to convert from inches (common on a weather app or forecast) to mmHg, multiply by 25.4, then to correct to Ft. Smith's altitude, subtract 15.169 mmHg.)
   30.12 in. x 25.4 = 765.048 mmHg - 15.169 = 749.879 mmHg
3. Place ~3mm of DI water in the bottom of the calibration cup.
4. Lightly screw on the calibration cup (only 1 or 2 threads!)
5. Allow *10 minutes* for the air in the cup to become water-saturated and temp to stabilize.
6. Press "calibrate" after *30 seconds* of no significant change in DO. Note below.
7. Discard used DI water, and rinse calibration cup and probes with DI water.

Field Notebook calibration entry:
YSI – Serial Number:

1. Specific Conductance: 1411
2. ORP: 230.6
3. pH:
   - Point 1: 7.05
   - Point 2: 9.99
   - Point 3: 4.04
4. DO: 98.6%

Whirlpool Fort Smith Field Equipment Calibration Checklist

Date: 10/6/15

Calibrated by: Mike Chomiak

Turn on YSI. Note time in DO section, line 1!

Specific Conductance calibration (should take *at least* 1.5 minutes): **Lot #:** SAC151 **Exp:** 3/31/2016

1. Pour conductivity standard into calibration cup and immerse sensor.
2. Allow *1 minute* for temperature stabilization.
3. Press "calibrate" after *30 seconds* of no significant change in specific conductance. Note below.
4. Discard used calibration standard, and rinse calibration cup and probes with DI water.

ORP calibration (should take *at least* 1.5 minutes): **Lot #:** 6138 **Exp:** 5/31/2018

1. Pour ORP (Zobell) standard into calibration cup and immerse sensor.
2. Allow *1 minute* for temperature stabilization.
3. Press "calibrate" after *30 seconds* of no significant change in ORP. Note below.
4. Discard used calibration standard, and rinse calibration cup and probes with DI water.

3-Point pH calibration (should take *at least* 4.5 minutes):

1. Pour pH 7.0 standard into the calibration cup and immerse pH sensor. **Lot #** SAD425 **Exp:** 4/30/2017
2. Allow *1 minute* for temperature stabilization.
3. Press "calibrate" after *30 seconds* of no significant change in pH. Note below.
4. Discard used calibration standard, and rinse calibration cup and probes with DI water. 247 NC
5. Pour pH 4.0 standard into the calibration cup and immerse pH sensor. **Lot #** SAD453 **Exp:** 4/30/2017
6. Allow *1 minute* for temperature stabilization.
7. Press "calibrate" after *30 seconds* of no significant change in pH. Note standard below.
8. Discard used calibration standard, and rinse calibration cup and probes with DI water.
9. Pour pH 10.0 standard into the calibration cup and immerse pH sensor. **Lot #** SAD453 **Exp:** 4/30/2017
10. Allow *1 minute* for temperature stabilization.
11. Press "calibrate" after *30 seconds* of no significant change in pH. Note below
12. Discard used calibration standard, and rinse calibration cup and probes with DI water.

Dissolved Oxygen (% DO) calibration (should take *at least* 10 minutes):

1. Ensure unit has been on for at least 10 minutes: Initial time: 0710 + 10min = 0720
2. Enter the local barometric pressure.
   (Note: to convert from inches (common on a weather app or forecast) to mmHg, multiply by 25.4, then to correct to Ft. Smith's altitude, subtract 15.169 mmHg.)
   30.12 in. x 25.4 = 765.05 mmHg - 15.169 = 749.879 mmHg
3. Place ~3mm of DI water in the bottom of the calibration cup.
4. Lightly screw on the calibration cup (only 1 or 2 threads!)
5. Allow *10 minutes* for the air in the cup to become water-saturated and temp to stabilize.
6. Press "calibrate" after *30 seconds* of no significant change in DO. Note below.
7. Discard used DI water, and rinse calibration cup and probes with DI water.

Field Notebook calibration entry:
YSI – Serial Number:

1. Specific Conductance: 1085
2. ORP: 342.2
3. pH:
   - Point 1: 7.07
   - Point 2: 3.81
   - Point 3: 9.97
4. DO: 99.6

Whirlpool Fort Smith Field Equipment Calibration Checklist

Date: 10/16/2015

Calibrated by: WES

Turn on YSI. Note time in DO section, line 1!

Specific Conductance calibration (should take *at least* 1.5 minutes): **Lot #:** 5AC616 **Exp:** Mar/16

1. Pour conductivity standard into calibration cup and immerse sensor.
2. Allow *1 minute* for temperature stabilization.
3. Press "calibrate" after *30 seconds* of no significant change in specific conductance. Note below.
4. Discard used calibration standard, and rinse calibration cup and probes with DI water.

ORP calibration (should take *at least* 1.5 minutes): **Lot #:** 8154 **Exp:** 10/31/19

1. Pour ORP (Zobell) standard into calibration cup and immerse sensor.
2. Allow *1 minute* for temperature stabilization.
3. Press "calibrate" after *30 seconds* of no significant change in ORP. Note below.
4. Discard used calibration standard, and rinse calibration cup and probes with DI water.

3-Point pH calibration (should take *at least* 4.5 minutes):

1. Pour pH 7.0 standard into the calibration cup and immerse pH sensor. **Lot #** 5AA164 **Exp:** Jan/17
2. Allow *1 minute* for temperature stabilization.
3. Press "calibrate" after *30 seconds* of no significant change in pH. Note below.
4. Discard used calibration standard, and rinse calibration cup and probes with DI water.
5. Pour pH 4.0 standard into the calibration cup and immerse pH sensor. **Lot #** 5AC304 **Exp:** March/17
6. Allow *1 minute* for temperature stabilization.
7. Press "calibrate" after *30 seconds* of no significant change in pH. Note standard below.
8. Discard used calibration standard, and rinse calibration cup and probes with DI water.
9. Pour pH 10.0 standard into the calibration cup and immerse pH sensor. **Lot #** 5AB488 **Exp:** Mar/17
10. Allow *1 minute* for temperature stabilization.
11. Press "calibrate" after *30 seconds* of no significant change in pH. Note below
12. Discard used calibration standard, and rinse calibration cup and probes with DI water.

Dissolved Oxygen (% DO) calibration (should take *at least* 10 minutes):

1. Ensure unit has been on for at least 10 minutes: Initial time: 610 + 10min = 620
2. Enter the local barometric pressure.
   (Note: to convert from inches (common on a weather app or forecast) to mmHg, multiply by 25.4, then to correct to Ft. Smith's altitude, subtract 15.169 mmHg.)
   30.12 in. x 25.4 = 765.05mmHg - 15.169 = 749.879 mmHg
3. Place ~3mm of DI water in the bottom of the calibration cup.
4. Lightly screw on the calibration cup (only 1 or 2 threads!)
5. Allow *10 minutes* for the air in the cup to become water-saturated and temp to stabilize.
6. Press "calibrate" after *30 seconds* of no significant change in DO. Note below.
7. Discard used DI water, and rinse calibration cup and probes with DI water.

Field Notebook calibration entry:
YSI – Serial Number: 08F36429

1. Specific Conductance: 1413
2. ORP: 241.1
3. pH:
   - Point 1: 10.0
   - Point 2: 7.00
   - Point 3: 4.00
4. DO: 98.7

Whirlpool Fort Smith Field Equipment Calibration Checklist

Date: 10/6/15

Calibrated by: NZ

Turn on YSI. Note time in DO section, line 1!

Specific Conductance calibration (should take *at least* 1.5 minutes): **Lot #:** 5AC616 **Exp:** 3/16

1. Pour conductivity standard into calibration cup and immerse sensor.
2. Allow *1 minute* for temperature stabilization.
3. Press "calibrate" after *30 seconds* of no significant change in specific conductance. Note below.
4. Discard used calibration standard, and rinse calibration cup and probes with DI water.

ORP calibration (should take *at least* 1.5 minutes): **Lot #:** 8154 **Exp:** 10/31/19

1. Pour ORP (Zobell) standard into calibration cup and immerse sensor.
2. Allow *1 minute* for temperature stabilization.
3. Press "calibrate" after *30 seconds* of no significant change in ORP. Note below.
4. Discard used calibration standard, and rinse calibration cup and probes with DI water.

3-Point pH calibration (should take *at least* 4.5 minutes):

1. Pour pH 7.0 standard into the calibration cup and immerse pH sensor. **Lot #** 5AC488 **Exp:** 3/17
2. Allow *1 minute* for temperature stabilization.
3. Press "calibrate" after *30 seconds* of no significant change in pH. Note below.
4. Discard used calibration standard, and rinse calibration cup and probes with DI water.
5. Pour pH 4.0 standard into the calibration cup and immerse pH sensor. **Lot #** 5GH1066 **Exp:** 8/31/16
6. Allow *1 minute* for temperature stabilization.
7. Press "calibrate" after *30 seconds* of no significant change in pH. Note standard below.
8. Discard used calibration standard, and rinse calibration cup and probes with DI water.
9. Pour pH 10.0 standard into the calibration cup and immerse pH sensor. **Lot #** 5AA164 **Exp:** 1/17
10. Allow *1 minute* for temperature stabilization.
11. Press "calibrate" after *30 seconds* of no significant change in pH. Note below
12. Discard used calibration standard, and rinse calibration cup and probes with DI water.

Dissolved Oxygen (% DO) calibration (should take *at least* 10 minutes):

1. Ensure unit has been on for at least 10 minutes: Initial time: 0635 + 10min = 0645
2. Enter the local barometric pressure.
   (Note: to convert from inches (common on a weather app or forecast) to mmHg, multiply by 25.4, then to correct to Ft. Smith's altitude, subtract 15.169 mmHg.)
   30.12 in. x 25.4 = 765.048 mmHg - 15.169 = 749.879 mmHg
3. Place ~3mm of DI water in the bottom of the calibration cup.
4. Lightly screw on the calibration cup (only 1 or 2 threads!)
5. Allow *10 minutes* for the air in the cup to become water-saturated and temp to stabilize.
6. Press "calibrate" after *30 seconds* of no significant change in DO. Note below.
7. Discard used DI water, and rinse calibration cup and probes with DI water.

Field Notebook calibration entry:
YSI – Serial Number: 07G100121

1. Specific Conductance: 1413 µS/cm
2. ORP: 240 mV
3. pH:
   - Point 1: 7.00
   - Point 2: 4.00
   - Point 3: 10.01
4. DO: 98.7 %

Whirlpool Fort Smith Field Equipment Calibration Checklist

Date: 10/6/15

Calibrated by: E.N., V.S.

Turn on YSI. Note time in DO section, line 1!

Specific Conductance calibration (should take *at least* 1.5 minutes): **Lot #:** SAC616 **Exp:** Mar/16

1. Pour conductivity standard into calibration cup and immerse sensor.
2. Allow *1 minute* for temperature stabilization.
3. Press "calibrate" after *30 seconds* of no significant change in specific conductance. Note below.
4. Discard used calibration standard, and rinse calibration cup and probes with DI water.

ORP calibration (should take *at least* 1.5 minutes): **Lot #:** 8154 **Exp:** 10/31/19

1. Pour ORP (Zobell) standard into calibration cup and immerse sensor.
2. Allow *1 minute* for temperature stabilization.
3. Press "calibrate" after *30 seconds* of no significant change in ORP. Note below.
4. Discard used calibration standard, and rinse calibration cup and probes with DI water.

3-Point pH calibration (should take *at least* 4.5 minutes):

1. Pour pH 7.0 standard into the calibration cup and immerse pH sensor. **Lot #** SAC488 **Exp:** Mar 17
2. Allow *1 minute* for temperature stabilization.
3. Press "calibrate" after *30 seconds* of no significant change in pH. Note below.
4. Discard used calibration standard, and rinse calibration cup and probes with DI water.

5. Pour pH 4.0 standard into the calibration cup and immerse pH sensor. **Lot #** SAC304 **Exp:** Mar 17
6. Allow *1 minute* for temperature stabilization.
7. Press "calibrate" after *30 seconds* of no significant change in pH. Note standard below.
8. Discard used calibration standard, and rinse calibration cup and probes with DI water.

9. Pour pH 10.0 standard into the calibration cup and immerse pH sensor. **Lot #** SAA164 **Exp:** Jan 17
10. Allow *1 minute* for temperature stabilization.
11. Press "calibrate" after *30 seconds* of no significant change in pH. Note below
12. Discard used calibration standard, and rinse calibration cup and probes with DI water.

Dissolved Oxygen (% DO) calibration (should take *at least* 10 minutes):

1. Ensure unit has been on for at least 10 minutes: Initial time: ~~0853~~ EN 0721 + 10min = 0731
2. Enter the local barometric pressure.
   (Note: to convert from inches (common on a weather app or forecast) to mmHg, multiply by 25.4, then to correct to Ft. Smith's altitude, subtract 15.169 mmHg.)
   30.12 in. x 25.4 = 765.048 mmHg - 15.169 = 749.879 mmHg
3. Place ~3mm of DI water in the bottom of the calibration cup.
4. Lightly screw on the calibration cup (only 1 or 2 threads!)
5. Allow *10 minutes* for the air in the cup to become water-saturated and temp to stabilize.
6. Press "calibrate" after *30 seconds* of no significant change in DO. Note below.
7. Discard used DI water, and rinse calibration cup and probes with DI water.

Field Notebook calibration entry:
YSI – Serial Number:

1. Specific Conductance: 1271
2. ORP: 740.0
3. pH:
   - Point 1: 7.00
   - Point 2: 4.00
   - Point 3: 10.00
4. DO: 8.97 mg/L

Whirlpool Fort Smith Field Equipment Calibration Checklist

Date: 10/06/2015

Calibrated by: J. Myers

Turn on YSI. Note time in DO section, line 1!

Specific Conductance calibration (should take *at least* 1.5 minutes): **Lot #:** 5AC151 **Exp:** 3/31/2016

1. Pour conductivity standard into calibration cup and immerse sensor.
2. Allow *1 minute* for temperature stabilization.
3. Press "calibrate" after *30 seconds* of no significant change in specific conductance. Note below.
4. Discard used calibration standard, and rinse calibration cup and probes with DI water.

ORP calibration (should take *at least* 1.5 minutes): **Lot #:** 8039 **Exp:** 9/30/2015

1. Pour ORP (Zobell) standard into calibration cup and immerse sensor.
2. Allow *1 minute* for temperature stabilization.
3. Press "calibrate" after *30 seconds* of no significant change in ORP. Note below.
4. Discard used calibration standard, and rinse calibration cup and probes with DI water.

3-Point pH calibration (should take *at least* 4.5 minutes):

1. Pour pH 7.0 standard into the calibration cup and immerse pH sensor. **Lot #** 5AD425 **Exp:** 4/30/2017
2. Allow *1 minute* for temperature stabilization.
3. Press "calibrate" after *30 seconds* of no significant change in pH. Note below.
4. Discard used calibration standard, and rinse calibration cup and probes with DI water.
5. Pour pH 4.0 standard into the calibration cup and immerse pH sensor. **Lot #** 5AD247 **Exp:** 4/30/2017
6. Allow *1 minute* for temperature stabilization.
7. Press "calibrate" after *30 seconds* of no significant change in pH. Note standard below.
8. Discard used calibration standard, and rinse calibration cup and probes with DI water.
9. Pour pH 10.0 standard into the calibration cup and immerse pH sensor. **Lot #** 5AD453 **Exp:** 4/30/2017
10. Allow *1 minute* for temperature stabilization.
11. Press "calibrate" after *30 seconds* of no significant change in pH. Note below
12. Discard used calibration standard, and rinse calibration cup and probes with DI water.

Dissolved Oxygen (% DO) calibration (should take *at least* 10 minutes):

1. Ensure unit has been on for at least 10 minutes: Initial time: 0654 + 10min = 0804
2. Enter the local barometric pressure.
   (Note: to convert from inches (common on a weather app or forecast) to mmHg, multiply by 25.4, then to correct to Ft. Smith's altitude, subtract 15.169 mmHg.)
   30.12 in. x 25.4 = 765.048 mmHg - 15.169 = 749.879 mmHg
3. Place ~3mm of DI water in the bottom of the calibration cup.
4. Lightly screw on the calibration cup (only 1 or 2 threads!)
5. Allow *10 minutes* for the air in the cup to become water-saturated and temp to stabilize. 0721
6. Press "calibrate" after *30 seconds* of no significant change in DO. Note below.
7. Discard used DI water, and rinse calibration cup and probes with DI water.

Field Notebook calibration entry:
YSI – Serial Number: 020123

1. Specific Conductance: 1413 µS/cm
2. ORP: 240
3. pH:
   - Point 1: 7.0
   - Point 2: 4.0
   - Point 3: 10.02
4. DO: 98.7%

Whirlpool Fort Smith Field Equipment Calibration Checklist

Date: October 16, 2015

Calibrated by: Lucy Cross

Turn on YSI. Note time in DO section, line 1!

Specific Conductance calibration (should take *at least* 1.5 minutes): **Lot #:** ~~8154~~ 4HL224 **Exp:** ~~10/31/2019~~ 12/2015

1. Pour conductivity standard into calibration cup and immerse sensor.
2. Allow *1 minute* for temperature stabilization.
3. Press "calibrate" after *30 seconds* of no significant change in specific conductance. Note below.
4. Discard used calibration standard, and rinse calibration cup and probes with DI water.

ORP calibration (should take *at least* 1.5 minutes): **Lot #:** 8154 **Exp:** 10/31/2019

1. Pour ORP (Zobell) standard into calibration cup and immerse sensor.
2. Allow *1 minute* for temperature stabilization.
3. Press "calibrate" after *30 seconds* of no significant change in ORP. Note below.
4. Discard used calibration standard, and rinse calibration cup and probes with DI water.

3-Point pH calibration (should take *at least* 4.5 minutes):

1. Pour pH 7.0 standard into the calibration cup and immerse pH sensor. **Lot #** C364296 **Exp:** 9/16/2015
2. Allow *1 minute* for temperature stabilization.
3. Press "calibrate" after *30 seconds* of no significant change in pH. Note below.
4. Discard used calibration standard, and rinse calibration cup and probes with DI water.
5. Pour pH 4.0 standard into the calibration cup and immerse pH sensor. **Lot #** 5AD247 **Exp:** 4/30/2017
6. Allow *1 minute* for temperature stabilization.
7. Press "calibrate" after *30 seconds* of no significant change in pH. Note standard below.
8. Discard used calibration standard, and rinse calibration cup and probes with DI water.
9. Pour pH 10.0 standard into the calibration cup and immerse pH sensor. **Lot #** 4AG552 **Exp:** 7/30/2016
10. Allow *1 minute* for temperature stabilization.
11. Press "calibrate" after *30 seconds* of no significant change in pH. Note below
12. Discard used calibration standard, and rinse calibration cup and probes with DI water.

Dissolved Oxygen (% DO) calibration (should take *at least* 10 minutes):

1. Ensure unit has been on for at least 10 minutes: Initial time: 07:49 + 10min = 07:59
2. Enter the local barometric pressure.
   (Note: to convert from inches (common on a weather app or forecast) to mmHg, multiply by 25.4, then to correct to Ft. Smith's altitude, subtract 15.169 mmHg.)
   30.13 in. x 25.4 = 765.302 mmHg - 15.169 = 750.133 mmHg
3. Place ~3mm of DI water in the bottom of the calibration cup.
4. Lightly screw on the calibration cup (only 1 or 2 threads!)
5. Allow *10 minutes* for the air in the cup to become water-saturated and temp to stabilize.
6. Press "calibrate" after *30 seconds* of no significant change in DO. Note below.
7. Discard used DI water, and rinse calibration cup and probes with DI water.

Field Notebook calibration entry:

YSI – Serial Number: 22441

1. Specific Conductance: 1.413
2. ORP: 240.0
3. pH:
   - Point 1: 7.00
   - Point 2: 4.00
   - Point 3: 10.00
4. DO: 93.6%

Whirlpool Fort Smith Field Equipment Calibration Checklist

Date: 10/7/15

Calibrated by: Victoria Siegler

Turn on YSI. Note time in DO section, line 1!

Specific Conductance calibration (should take *at least* 1.5 minutes): **Lot #:** SAC151 **Exp:** 3/31/16

1. Pour conductivity standard into calibration cup and immerse sensor.
2. Allow *1 minute* for temperature stabilization.
3. Press "calibrate" after *30 seconds* of no significant change in specific conductance. Note below.
4. Discard used calibration standard, and rinse calibration cup and probes with DI water.

ORP calibration (should take *at least* 1.5 minutes): **Lot #:** 8154 **Exp:** 10/19

1. Pour ORP (Zobell) standard into calibration cup and immerse sensor.
2. Allow *1 minute* for temperature stabilization.
3. Press "calibrate" after *30 seconds* of no significant change in ORP. Note below.
4. Discard used calibration standard, and rinse calibration cup and probes with DI water.

3-Point pH calibration (should take *at least* 4.5 minutes):

1. Pour pH 7.0 standard into the calibration cup and immerse pH sensor. **Lot #** 4AD1640 **Exp:** 4/16
2. Allow *1 minute* for temperature stabilization.
3. Press "calibrate" after *30 seconds* of no significant change in pH. Note below.
4. Discard used calibration standard, and rinse calibration cup and probes with DI water.
5. Pour pH 4.0 standard into the calibration cup and immerse pH sensor. **Lot #** 4A5289 **Exp:** 6/16
6. Allow *1 minute* for temperature stabilization.
7. Press "calibrate" after *30 seconds* of no significant change in pH. Note standard below.
8. Discard used calibration standard, and rinse calibration cup and probes with DI water.
9. Pour pH 10.0 standard into the calibration cup and immerse pH sensor. **Lot #** AA5846 **Exp:** 10/16
10. Allow *1 minute* for temperature stabilization.
11. Press "calibrate" after *30 seconds* of no significant change in pH. Note below
12. Discard used calibration standard, and rinse calibration cup and probes with DI water.

Dissolved Oxygen (% DO) calibration (should take *at least* 10 minutes):

1. Ensure unit has been on for at least 10 minutes: Initial time: 0655 + 10min = 0705
2. Enter the local barometric pressure.
   (Note: to convert from inches (common on a weather app or forecast) to mmHg, multiply by 25.4, then to correct to Ft. Smith's altitude, subtract 15.169 mmHg.)
   30.09 in. x 25.4 = 764.286 mmHg - 15.169 = 749.117 mmHg
3. Place ~3mm of DI water in the bottom of the calibration cup.
4. Lightly screw on the calibration cup (only 1 or 2 threads!)
5. Allow *10 minutes* for the air in the cup to become water-saturated and temp to stabilize.
6. Press "calibrate" after *30 seconds* of no significant change in DO. Note below.
7. Discard used DI water, and rinse calibration cup and probes with DI water.

Field Notebook calibration entry:
YSI – Serial Number:

1. Specific Conductance: 1382
2. ORP: 237.9
3. pH:
   - Point 1: 6.93
   - Point 2: 4.19
   - Point 3: 10.29
4. DO: 8.97

Whirlpool Fort Smith Field Equipment Calibration Checklist

Date: 10/7/2015

Calibrated by: WES

Turn on YSI. Note time in DO section, line 1!

Specific Conductance calibration (should take *at least* 1.5 minutes): **Lot #:** SAC616 **Exp:** Mar 16

1. Pour conductivity standard into calibration cup and immerse sensor.
2. Allow *1 minute* for temperature stabilization.
3. Press "calibrate" after *30 seconds* of no significant change in specific conductance. Note below.
4. Discard used calibration standard, and rinse calibration cup and probes with DI water.

ORP calibration (should take *at least* 1.5 minutes): **Lot #:** 8154 **Exp:** 10/31/19

1. Pour ORP (Zobell) standard into calibration cup and immerse sensor.
2. Allow *1 minute* for temperature stabilization.
3. Press "calibrate" after *30 seconds* of no significant change in ORP. Note below.
4. Discard used calibration standard, and rinse calibration cup and probes with DI water.

3-Point pH calibration (should take *at least* 4.5 minutes):

1. Pour pH 7.0 standard into the calibration cup and immerse pH sensor. **Lot #** AJ846 **Exp:** 10/31/16
2. Allow *1 minute* for temperature stabilization.
3. Press "calibrate" after *30 seconds* of no significant change in pH. Note below.
4. Discard used calibration standard, and rinse calibration cup and probes with DI water.
5. Pour pH 4.0 standard into the calibration cup and immerse pH sensor. **Lot #** AJ789 **Exp:** 06/2016
6. Allow *1 minute* for temperature stabilization.
7. Press "calibrate" after *30 seconds* of no significant change in pH. Note standard below.
8. Discard used calibration standard, and rinse calibration cup and probes with DI water.
9. Pour pH 10.0 standard into the calibration cup and immerse pH sensor. **Lot #** SAA164 **Exp:** J/17
10. Allow *1 minute* for temperature stabilization.
11. Press "calibrate" after *30 seconds* of no significant change in pH. Note below
12. Discard used calibration standard, and rinse calibration cup and probes with DI water.

Dissolved Oxygen (% DO) calibration (should take *at least* 10 minutes):

1. Ensure unit has been on for at least 10 minutes: Initial time: 610 + 10min = 620
2. Enter the local barometric pressure.
   (Note: to convert from inches (common on a weather app or forecast) to mmHg, multiply by 25.4, then to correct to Ft. Smith's altitude, subtract 15.169 mmHg.)
   30.14 in. x 25.4 = 765.556 mmHg - 15.169 = 750.387 mmHg
3. Place ~3mm of DI water in the bottom of the calibration cup.
4. Lightly screw on the calibration cup (only 1 or 2 threads!)
5. Allow *10 minutes* for the air in the cup to become water-saturated and temp to stabilize.
6. Press "calibrate" after *30 seconds* of no significant change in DO. Note below.
7. Discard used DI water, and rinse calibration cup and probes with DI water.

Field Notebook calibration entry:
YSI – Serial Number: 08F36429

1. Specific Conductance: 1413
2. ORP: 240.0
3. pH:
   - Point 1: 10.00
   - Point 2: 7.00
   - Point 3: 4.00
4. DO: 99.1%

Whirlpool Fort Smith Field Equipment Calibration Checklist

Date: October 7, 2015

Calibrated by: Lucy Cross

Turn on YSI. Note time in DO section, line 1!

Specific Conductance calibration (should take *at least* 1.5 minutes): **Lot #:** 5AC616 **Exp:** 3/2016

1. Pour conductivity standard into calibration cup and immerse sensor.
2. Allow *1 minute* for temperature stabilization.
3. Press "calibrate" after *30 seconds* of no significant change in specific conductance. Note below.
4. Discard used calibration standard, and rinse calibration cup and probes with DI water.

ORP calibration (should take *at least* 1.5 minutes): **Lot #:** 8154 **Exp:** 10/31/2019

1. Pour ORP (Zobell) standard into calibration cup and immerse sensor.
2. Allow *1 minute* for temperature stabilization.
3. Press "calibrate" after *30 seconds* of no significant change in ORP. Note below.
4. Discard used calibration standard, and rinse calibration cup and probes with DI water.

3-Point pH calibration (should take *at least* 4.5 minutes):

1. Pour pH 7.0 standard into the calibration cup and immerse pH sensor. **Lot #** 4AD690 **Exp:** 4/30/2016
2. Allow *1 minute* for temperature stabilization.
3. Press "calibrate" after *30 seconds* of no significant change in pH. Note below.
4. Discard used calibration standard, and rinse calibration cup and probes with DI water.
5. Pour pH 4.0 standard into the calibration cup and immerse pH sensor. **Lot #** 4AJ289 **Exp:** 6/2016
6. Allow *1 minute* for temperature stabilization.
7. Press "calibrate" after *30 seconds* of no significant change in pH. Note standard below.
8. Discard used calibration standard, and rinse calibration cup and probes with DI water.
9. Pour pH 10.0 standard into the calibration cup and immerse pH sensor. **Lot #** 4AJ846 **Exp:** 10/31/2016
10. Allow *1 minute* for temperature stabilization.
11. Press "calibrate" after *30 seconds* of no significant change in pH. Note below
12. Discard used calibration standard, and rinse calibration cup and probes with DI water.

Dissolved Oxygen (% DO) calibration (should take *at least* 10 minutes):

1. Ensure unit has been on for at least 10 minutes: Initial time: 10:00 + 10min = 10:10
2. Enter the local barometric pressure.
   (Note: to convert from inches (common on a weather app or forecast) to mmHg, multiply by 25.4, then to correct to Ft. Smith's altitude, subtract 15.169 mmHg.)
   30.14 in. x 25.4 = 765.556 mmHg - 15.169 = 750.387 mmHg
3. Place ~3mm of DI water in the bottom of the calibration cup.
4. Lightly screw on the calibration cup (only 1 or 2 threads!)
5. Allow *10 minutes* for the air in the cup to become water-saturated and temp to stabilize.
6. Press "calibrate" after *30 seconds* of no significant change in DO. Note below.
7. Discard used DI water, and rinse calibration cup and probes with DI water.

Field Notebook calibration entry:
YSI – Serial Number: 22441

1. Specific Conductance: 1.413
2. ORP: 240.0
3. pH:
   - Point 1: 7.00
   - Point 2: 4.00
   - Point 3:
4. DO: 98.7%

Whirlpool Fort Smith Field Equipment Calibration Checklist

Date: 10/07/2015

Calibrated by: J. Myers

Turn on YSI. Note time in DO section, line 1!

Specific Conductance calibration (should take *at least* 1.5 minutes): **Lot #:** SAL151 **Exp:** 3/31/2016

1. Pour conductivity standard into calibration cup and immerse sensor.
2. Allow *1 minute* for temperature stabilization.
3. Press "calibrate" after *30 seconds* of no significant change in specific conductance. Note below.
4. Discard used calibration standard, and rinse calibration cup and probes with DI water.

ORP calibration (should take *at least* 1.5 minutes): **Lot #:** 8039 **Exp:** 9/30/2014

1. Pour ORP (Zobell) standard into calibration cup and immerse sensor.
2. Allow *1 minute* for temperature stabilization.
3. Press "calibrate" after *30 seconds* of no significant change in ORP. Note below.
4. Discard used calibration standard, and rinse calibration cup and probes with DI water.

3-Point pH calibration (should take *at least* 4.5 minutes):

1. Pour pH 7.0 standard into the calibration cup and immerse pH sensor. **Lot #** SAD425 **Exp:** 4/30/2017
2. Allow *1 minute* for temperature stabilization.
3. Press "calibrate" after *30 seconds* of no significant change in pH. Note below.
4. Discard used calibration standard, and rinse calibration cup and probes with DI water.
5. Pour pH 4.0 standard into the calibration cup and immerse pH sensor. **Lot #** SAD247 **Exp:** 4/30/2017
6. Allow *1 minute* for temperature stabilization.
7. Press "calibrate" after *30 seconds* of no significant change in pH. Note standard below.
8. Discard used calibration standard, and rinse calibration cup and probes with DI water.
9. Pour pH 10.0 standard into the calibration cup and immerse pH sensor. **Lot #** SAD453 **Exp:** 4/30/2017
10. Allow *1 minute* for temperature stabilization.
11. Press "calibrate" after *30 seconds* of no significant change in pH. Note below
12. Discard used calibration standard, and rinse calibration cup and probes with DI water.

Dissolved Oxygen (% DO) calibration (should take *at least* 10 minutes):

1. Ensure unit has been on for at least 10 minutes: Initial time: 0658 + 10min = 0708
2. Enter the local barometric pressure.
   (Note: to convert from inches (common on a weather app or forecast) to mmHg, multiply by 25.4, then to correct to Ft. Smith's altitude, subtract 15.169 mmHg.)
   30.10 in. x 25.4 = 764.54 mmHg - 15.169 = 749.371 mmHg
3. Place ~3mm of DI water in the bottom of the calibration cup.
4. Lightly screw on the calibration cup (only 1 or 2 threads!)
5. Allow *10 minutes* for the air in the cup to become water-saturated and temp to stabilize.
6. Press "calibrate" after *30 seconds* of no significant change in DO. Note below.
7. Discard used DI water, and rinse calibration cup and probes with DI water.

Field Notebook calibration entry:
YSI – Serial Number: 02 0123

1. Specific Conductance: 1413
2. ORP: 240.1
3. pH:
   - Point 1: 7.00
   - Point 2: 4.00
   - Point 3: 10.01
4. DO: 98.6%

Whirlpool Fort Smith Field Equipment Calibration Checklist

Date: 10/7/15

Calibrated by: NZ

Turn on YSI. Note time in DO section, line 1!

Specific Conductance calibration (should take *at least* 1.5 minutes): **Lot #:** SAC616 **Exp:** 3/16

1. Pour conductivity standard into calibration cup and immerse sensor.
2. Allow *1 minute* for temperature stabilization.
3. Press "calibrate" after *30 seconds* of no significant change in specific conductance. Note below.
4. Discard used calibration standard, and rinse calibration cup and probes with DI water.

ORP calibration (should take *at least* 1.5 minutes): **Lot #:** 8154 **Exp:** 10/31/16

1. Pour ORP (Zobell) standard into calibration cup and immerse sensor.
2. Allow *1 minute* for temperature stabilization.
3. Press "calibrate" after *30 seconds* of no significant change in ORP. Note below.
4. Discard used calibration standard, and rinse calibration cup and probes with DI water.

3-Point pH calibration (should take *at least* 4.5 minutes):

1. Pour pH 7.0 standard into the calibration cup and immerse pH sensor. **Lot #** SAC488 **Exp:** 3/31/17
2. Allow *1 minute* for temperature stabilization.
3. Press "calibrate" after *30 seconds* of no significant change in pH. Note below.
4. Discard used calibration standard, and rinse calibration cup and probes with DI water.
5. Pour pH 4.0 standard into the calibration cup and immerse pH sensor. **Lot #** SGH1066 **Exp:** 8/31/16
6. Allow *1 minute* for temperature stabilization.
7. Press "calibrate" after *30 seconds* of no significant change in pH. Note standard below.
8. Discard used calibration standard, and rinse calibration cup and probes with DI water.
9. Pour pH 10.0 standard into the calibration cup and immerse pH sensor. **Lot #** 4A6557 **Exp:** 7/30/16
10. Allow *1 minute* for temperature stabilization.
11. Press "calibrate" after *30 seconds* of no significant change in pH. Note below
12. Discard used calibration standard, and rinse calibration cup and probes with DI water.

Dissolved Oxygen (% DO) calibration (should take *at least* 10 minutes):

1. Ensure unit has been on for at least 10 minutes: Initial time: 0640 + 10min = 0650
2. Enter the local barometric pressure.
   (Note: to convert from inches (common on a weather app or forecast) to mmHg, multiply by 25.4, then to correct to Ft. Smith's altitude, subtract 15.169 mmHg.)
   30.11 in. x 25.4 = 764.794 mmHg - 15.169 = 749.625 mmHg
3. Place ~3mm of DI water in the bottom of the calibration cup.
4. Lightly screw on the calibration cup (only 1 or 2 threads!)
5. Allow *10 minutes* for the air in the cup to become water-saturated and temp to stabilize.
6. Press "calibrate" after *30 seconds* of no significant change in DO. Note below.
7. Discard used DI water, and rinse calibration cup and probes with DI water.

Field Notebook calibration entry:

YSI – Serial Number: 07610621

1. Specific Conductance: 1,413 µs/cm
2. ORP: 246 mV
3. pH:
   - Point 1: 7.00
   - Point 2: 4.00
   - Point 3: 10.01
4. DO: 98.6%

Whirlpool Fort Smith Field Equipment Calibration Checklist

Date: 10/7/15

Calibrated by: C. Bednar

Turn on YSI. Note time in DO section, line 1!

Specific Conductance calibration (should take *at least* 1.5 minutes): **Lot #:** 5AC616 **Exp:** Mar/16

1. Pour conductivity standard into calibration cup and immerse sensor.
2. Allow *1 minute* for temperature stabilization.
3. Press "calibrate" after *30 seconds* of no significant change in specific conductance. Note below.
4. Discard used calibration standard, and rinse calibration cup and probes with DI water.

ORP calibration (should take *at least* 1.5 minutes): **Lot #:** 8154 **Exp:** 10/31/19

1. Pour ORP (Zobell) standard into calibration cup and immerse sensor.
2. Allow *1 minute* for temperature stabilization.
3. Press "calibrate" after *30 seconds* of no significant change in ORP. Note below.
4. Discard used calibration standard, and rinse calibration cup and probes with DI water.

3-Point pH calibration (should take *at least* 4.5 minutes):

1. Pour pH 7.0 standard into the calibration cup and immerse pH sensor. **Lot #** 5A7488 **Exp:** 3/31/17
2. Allow *1 minute* for temperature stabilization.
3. Press "calibrate" after *30 seconds* of no significant change in pH. Note below.
4. Discard used calibration standard, and rinse calibration cup and probes with DI water.
5. Pour pH 4.0 standard into the calibration cup and immerse pH sensor. **Lot #** 5AC304 **Exp:** Mar/17
6. Allow *1 minute* for temperature stabilization.
7. Press "calibrate" after *30 seconds* of no significant change in pH. Note standard below.
8. Discard used calibration standard, and rinse calibration cup and probes with DI water.
9. Pour pH 10.0 standard into the calibration cup and immerse pH sensor. **Lot #** 5AA1164 **Exp:** Jan/17
10. Allow *1 minute* for temperature stabilization.
11. Press "calibrate" after *30 seconds* of no significant change in pH. Note below
12. Discard used calibration standard, and rinse calibration cup and probes with DI water.

Dissolved Oxygen (% DO) calibration (should take *at least* 10 minutes):

1. Ensure unit has been on for at least 10 minutes: Initial time: 1150 + 10min = 1200
2. Enter the local barometric pressure.
   (Note: to convert from inches (common on a weather app or forecast) to mmHg, multiply by 25.4, then to correct to Ft. Smith's altitude, subtract 15.169 mmHg.)
   30.10 in. x 25.4 = 764.54 mmHg - 15.169 = 749.371 mmHg
3. Place ~3mm of DI water in the bottom of the calibration cup.
4. Lightly screw on the calibration cup (only 1 or 2 threads!)
5. Allow *10 minutes* for the air in the cup to become water-saturated and temp to stabilize.
6. Press "calibrate" after *30 seconds* of no significant change in DO. Note below.
7. Discard used DI water, and rinse calibration cup and probes with DI water.

Field Notebook calibration entry:
YSI – Serial Number: 17278

1. Specific Conductance: 1.453
2. ORP: 243.0
3. pH:
   - Point 1: 6.93
   - Point 2: 10.079
   - Point 3: 3.97
4. DO: 89.9%

Whirlpool Fort Smith Field Equipment Calibration Checklist

Date: 10/7/15

Calibrated by: Mike Cikomin

Turn on YSI. Note time in DO section, line 1!

Specific Conductance calibration (should take *at least* 1.5 minutes): **Lot #:** 5AC151 **Exp:** 3/31/2016

1. Pour conductivity standard into calibration cup and immerse sensor.
2. Allow *1 minute* for temperature stabilization.
3. Press "calibrate" after *30 seconds* of no significant change in specific conductance. Note below.
4. Discard used calibration standard, and rinse calibration cup and probes with DI water.

ORP calibration (should take *at least* 1.5 minutes): **Lot #:** 6138 **Exp:** 5/31/18

1. Pour ORP (Zobell) standard into calibration cup and immerse sensor.
2. Allow *1 minute* for temperature stabilization.
3. Press "calibrate" after *30 seconds* of no significant change in ORP. Note below.
4. Discard used calibration standard, and rinse calibration cup and probes with DI water.

3-Point pH calibration (should take *at least* 4.5 minutes):

1. Pour pH 7.0 standard into the calibration cup and immerse pH sensor. **Lot #** 5AD425 **Exp:** 4/30/~~07~~ 2017
2. Allow *1 minute* for temperature stabilization.
3. Press "calibrate" after *30 seconds* of no significant change in pH. Note below.
4. Discard used calibration standard, and rinse calibration cup and probes with DI water.
5. Pour pH 4.0 standard into the calibration cup and immerse pH sensor. **Lot #** 5AD247 **Exp:** 4/30/2017
6. Allow *1 minute* for temperature stabilization.
7. Press "calibrate" after *30 seconds* of no significant change in pH. Note standard below.
8. Discard used calibration standard, and rinse calibration cup and probes with DI water.
9. Pour pH 10.0 standard into the calibration cup and immerse pH sensor. **Lot #** 5AD453 **Exp:** 4/30/2017
10. Allow *1 minute* for temperature stabilization.
11. Press "calibrate" after *30 seconds* of no significant change in pH. Note below
12. Discard used calibration standard, and rinse calibration cup and probes with DI water.

Dissolved Oxygen (% DO) calibration (should take *at least* 10 minutes):

1. Ensure unit has been on for at least 10 minutes: Initial time: 0650 + 10min = 0700
2. Enter the local barometric pressure.
   (Note: to convert from inches (common on a weather app or forecast) to mmHg, multiply by 25.4, then to correct to Ft. Smith's altitude, subtract 15.169 mmHg.)
   30.11 in. x 25.4 = 764.794 mmHg - 15.169 = 749.625 mmHg
3. Place ~3mm of DI water in the bottom of the calibration cup.
4. Lightly screw on the calibration cup (only 1 or 2 threads!)
5. Allow *10 minutes* for the air in the cup to become water-saturated and temp to stabilize.
6. Press "calibrate" after *30 seconds* of no significant change in DO. Note below.
7. Discard used DI water, and rinse calibration cup and probes with DI water.

Field Notebook calibration entry:
YSI – Serial Number:

1. Specific Conductance: ~~1503~~ 1.414 mS
2. ORP: 240.0
3. pH:
   - Point 1: 7.00
   - Point 2: 4.00
   - Point 3: 10.0
4. DO: 98.6

Whirlpool Fort Smith Field Equipment Calibration Checklist

Date: 10/7/15

Calibrated by: E.N.

Turn on YSI. Note time in DO section, line 1!

Specific Conductance calibration (should take *at least* 1.5 minutes): **Lot #:** SAC151 **Exp:** 03/31/16

1. Pour conductivity standard into calibration cup and immerse sensor.
2. Allow *1 minute* for temperature stabilization.
3. Press "calibrate" after *30 seconds* of no significant change in specific conductance. Note below.
4. Discard used calibration standard, and rinse calibration cup and probes with DI water.

ORP calibration (should take *at least* 1.5 minutes): **Lot #:** 8039 **Exp:** 9/2019

1. Pour ORP (Zobell) standard into calibration cup and immerse sensor.
2. Allow *1 minute* for temperature stabilization.
3. Press "calibrate" after *30 seconds* of no significant change in ORP. Note below.
4. Discard used calibration standard, and rinse calibration cup and probes with DI water.

3-Point pH calibration (should take *at least* 4.5 minutes):

1. Pour pH 7.0 standard into the calibration cup and immerse pH sensor. **Lot #** C364296 **Exp:** 9/10/2015
2. Allow *1 minute* for temperature stabilization.
3. Press "calibrate" after *30 seconds* of no significant change in pH. Note below.
4. Discard used calibration standard, and rinse calibration cup and probes with DI water.

5. Pour pH 4.0 standard into the calibration cup and immerse pH sensor. **Lot #** SAD247 **Exp:** 4/30/2017
6. Allow *1 minute* for temperature stabilization.
7. Press "calibrate" after *30 seconds* of no significant change in pH. Note standard below.
8. Discard used calibration standard, and rinse calibration cup and probes with DI water.

9. Pour pH 10.0 standard into the calibration cup and immerse pH sensor. **Lot #** 4AG557 **Exp:** 7/30/16
10. Allow *1 minute* for temperature stabilization.
11. Press "calibrate" after *30 seconds* of no significant change in pH. Note below
12. Discard used calibration standard, and rinse calibration cup and probes with DI water.

Dissolved Oxygen (% DO) calibration (should take *at least* 10 minutes):

1. Ensure unit has been on for at least 10 minutes: Initial time: 0725 + 10min = 0735
2. Enter the local barometric pressure.
   (Note: to convert from inches (common on a weather app or forecast) to mmHg, multiply by 25.4, then to correct to Ft. Smith's altitude, subtract 15.169 mmHg.)
   30.11 in. x 25.4 = 764.794 mmHg - 15.169 = 749.625 mmHg
3. Place ~3mm of DI water in the bottom of the calibration cup.
4. Lightly screw on the calibration cup (only 1 or 2 threads!)
5. Allow *10 minutes* for the air in the cup to become water-saturated and temp to stabilize.
6. Press "calibrate" after *30 seconds* of no significant change in DO. Note below.
7. Discard used DI water, and rinse calibration cup and probes with DI water.

Field Notebook calibration entry:
YSI – Serial Number: 14A100131

1. Specific Conductance: 1.913 mS/cm
2. ORP: 240.0
3. pH:
   - Point 1: 7.00
   - Point 2: 4.00
   - Point 3: 10.03
4. DO:
   98.6%
   8.65 mg/L

Whirlpool Fort Smith Field Equipment Calibration Checklist

Date: 10/8/15

Calibrated by: C. Bednar

Turn on YSI. Note time in DO section, line 1!

Specific Conductance calibration (should take *at least* 1.5 minutes): **Lot #:** 5ACelle **Exp:** Mar/16

1. Pour conductivity standard into calibration cup and immerse sensor.
2. Allow *1 minute* for temperature stabilization.
3. Press "calibrate" after *30 seconds* of no significant change in specific conductance. Note below.
4. Discard used calibration standard, and rinse calibration cup and probes with DI water.

ORP calibration (should take *at least* 1.5 minutes): **Lot #:** 8730e **Exp:** 11/2019

1. Pour ORP (Zobell) standard into calibration cup and immerse sensor.
2. Allow *1 minute* for temperature stabilization.
3. Press "calibrate" after *30 seconds* of no significant change in ORP. Note below.
4. Discard used calibration standard, and rinse calibration cup and probes with DI water.

3-Point pH calibration (should take *at least* 4.5 minutes):

1. Pour pH 7.0 standard into the calibration cup and immerse pH sensor. **Lot #** C3042910 **Exp:** 9/10/2016
2. Allow *1 minute* for temperature stabilization.
3. Press "calibrate" after *30 seconds* of no significant change in pH. Note below.
4. Discard used calibration standard, and rinse calibration cup and probes with DI water. 4/30/16
5. Pour pH 4.0 standard into the calibration cup and immerse pH sensor. **Lot #** 4AD0698 **Exp:** 4/30/16 CB
6. Allow *1 minute* for temperature stabilization.
7. Press "calibrate" after *30 seconds* of no significant change in pH. Note standard below.
8. Discard used calibration standard, and rinse calibration cup and probes with DI water.
9. Pour pH 10.0 standard into the calibration cup and immerse pH sensor. **Lot #** 4AG557 **Exp:** 7/30/16
10. Allow *1 minute* for temperature stabilization.
11. Press "calibrate" after *30 seconds* of no significant change in pH. Note below
12. Discard used calibration standard, and rinse calibration cup and probes with DI water.

Dissolved Oxygen (% DO) calibration (should take *at least* 10 minutes):

1. Ensure unit has been on for at least 10 minutes: Initial time: 6:47 + 10min = 6:57
2. Enter the local barometric pressure.
   (Note: to convert from inches (common on a weather app or forecast) to mmHg, multiply by 25.4, then to correct to Ft. Smith's altitude, subtract 15.169 mmHg.)
   30.09 in. x 25.4 = 764.286 mmHg - 15.169 = 749.117 mmHg
3. Place ~3mm of DI water in the bottom of the calibration cup.
4. Lightly screw on the calibration cup (only 1 or 2 threads!)
5. Allow *10 minutes* for the air in the cup to become water-saturated and temp to stabilize.
6. Press "calibrate" after *30 seconds* of no significant change in DO. Note below.
7. Discard used DI water, and rinse calibration cup and probes with DI water.

Field Notebook calibration entry:
YSI – Serial Number:

1. Specific Conductance: 1.380
2. ORP: 1380 228.3
3. pH:
   - Point 1: 6.98
   - Point 2: 9.02
   - Point 3:
4. DO: 9.94 104.7%

Whirlpool Fort Smith Field Equipment Calibration Checklist

Date: 10/8/15

Calibrated by: Victoria Siegler

Turn on YSI. Note time in DO section, line 1!

Specific Conductance calibration (should take *at least* 1.5 minutes): **Lot #:** SAC616 **Exp:** 3116

1. Pour conductivity standard into calibration cup and immerse sensor.
2. Allow *1 minute* for temperature stabilization.
3. Press "calibrate" after *30 seconds* of no significant change in specific conductance. Note below.
4. Discard used calibration standard, and rinse calibration cup and probes with DI water.

ORP calibration (should take *at least* 1.5 minutes): **Lot #:** 8154 **Exp:** 10119

1. Pour ORP (Zobell) standard into calibration cup and immerse sensor.
2. Allow *1 minute* for temperature stabilization.
3. Press "calibrate" after *30 seconds* of no significant change in ORP. Note below.
4. Discard used calibration standard, and rinse calibration cup and probes with DI water.

3-Point pH calibration (should take *at least* 4.5 minutes):

1. Pour pH 7.0 standard into the calibration cup and immerse pH sensor. **Lot #** SAC488 **Exp:** 3117
2. Allow *1 minute* for temperature stabilization.
3. Press "calibrate" after *30 seconds* of no significant change in pH. Note below.
4. Discard used calibration standard, and rinse calibration cup and probes with DI water.
5. Pour pH 4.0 standard into the calibration cup and immerse pH sensor. **Lot #** SAC304 **Exp:** 3117
6. Allow *1 minute* for temperature stabilization.
7. Press "calibrate" after *30 seconds* of no significant change in pH. Note standard below.
8. Discard used calibration standard, and rinse calibration cup and probes with DI water.
9. Pour pH 10.0 standard into the calibration cup and immerse pH sensor. **Lot #** SAA164 **Exp:** 1117
10. Allow *1 minute* for temperature stabilization.
11. Press "calibrate" after *30 seconds* of no significant change in pH. Note below
12. Discard used calibration standard, and rinse calibration cup and probes with DI water.

Dissolved Oxygen (% DO) calibration (should take *at least* 10 minutes):

1. Ensure unit has been on for at least 10 minutes: Initial time: 0650 + 10min = 0700
2. Enter the local barometric pressure.
   (Note: to convert from inches (common on a weather app or forecast) to mmHg, multiply by 25.4, then to correct to Ft. Smith's altitude, subtract 15.169 mmHg.)
   30.08 in. x 25.4 = 764.032 mmHg - 15.169 = 748.863 mmHg
3. Place ~3mm of DI water in the bottom of the calibration cup.
4. Lightly screw on the calibration cup (only 1 or 2 threads!)
5. Allow *10 minutes* for the air in the cup to become water-saturated and temp to stabilize.
6. Press "calibrate" after *30 seconds* of no significant change in DO. Note below.
7. Discard used DI water, and rinse calibration cup and probes with DI water.

Field Notebook calibration entry:
YSI – Serial Number:

1. Specific Conductance: 1471
2. ORP: 231.4
3. pH:
   - Point 1: 7.10
   - Point 2: 3.93
   - Point 3: 9.68
4. DO: 8.44

Whirlpool Fort Smith Field Equipment Calibration Checklist

Date: October 8, 2015

Calibrated by: Lucy Cross

Turn on YSI. Note time in DO section, line 1!

Specific Conductance calibration (should take *at least* 1.5 minutes): **Lot #:** 5AC1016 **Exp:** 3/2016

1. Pour conductivity standard into calibration cup and immerse sensor.
2. Allow *1 minute* for temperature stabilization.
3. Press "calibrate" after *30 seconds* of no significant change in specific conductance. Note below.
4. Discard used calibration standard, and rinse calibration cup and probes with DI water.

ORP calibration (should take *at least* 1.5 minutes): **Lot #:** 8154 **Exp:** 10/31/2019

1. Pour ORP (Zobell) standard into calibration cup and immerse sensor.
2. Allow *1 minute* for temperature stabilization.
3. Press "calibrate" after *30 seconds* of no significant change in ORP. Note below.
4. Discard used calibration standard, and rinse calibration cup and probes with DI water.

3-Point pH calibration (should take *at least* 4.5 minutes):

1. Pour pH 7.0 standard into the calibration cup and immerse pH sensor. **Lot #** 5AC488 **Exp:** 3/31/2017
2. Allow *1 minute* for temperature stabilization.
3. Press "calibrate" after *30 seconds* of no significant change in pH. Note below.
4. Discard used calibration standard, and rinse calibration cup and probes with DI water.
5. Pour pH 4.0 standard into the calibration cup and immerse pH sensor. **Lot #** 5AC304 **Exp:** 3/2017
6. Allow *1 minute* for temperature stabilization.
7. Press "calibrate" after *30 seconds* of no significant change in pH. Note standard below.
8. Discard used calibration standard, and rinse calibration cup and probes with DI water.
9. Pour pH 10.0 standard into the calibration cup and immerse pH sensor. **Lot #** 5AA1164 **Exp:** 1/2017
10. Allow *1 minute* for temperature stabilization.
11. Press "calibrate" after *30 seconds* of no significant change in pH. Note below
12. Discard used calibration standard, and rinse calibration cup and probes with DI water.

Dissolved Oxygen (% DO) calibration (should take *at least* 10 minutes):

1. Ensure unit has been on for at least 10 minutes: Initial time: 07:21 + 10min = 07:31
2. Enter the local barometric pressure.
   (Note: to convert from inches (common on a weather app or forecast) to mmHg, multiply by 25.4, then to correct to Ft. Smith's altitude, subtract 15.169 mmHg.)
   30.08 in. x 25.4 = 764.032 mmHg - 15.169 = 748.863 mmHg
3. Place ~3mm of DI water in the bottom of the calibration cup.
4. Lightly screw on the calibration cup (only 1 or 2 threads!)
5. Allow *10 minutes* for the air in the cup to become water-saturated and temp to stabilize.
6. Press "calibrate" after *30 seconds* of no significant change in DO. Note below.
7. Discard used DI water, and rinse calibration cup and probes with DI water.

Field Notebook calibration entry:

YSI – Serial Number:

1. Specific Conductance: 1.413
2. ORP: 240.0
3. pH:
   - Point 1: 7.00
   - Point 2: 4.00
   - Point 3: 10.00
4. DO: 98.5%

Whirlpool Fort Smith Field Equipment Calibration Checklist

Date: 10/8/15

Calibrated by: E.N.

Turn on YSI. Note time in DO section, line 1!

Specific Conductance calibration (should take *at least* 1.5 minutes): **Lot #:** SAC616 **Exp:** Mar 16

1. Pour conductivity standard into calibration cup and immerse sensor.
2. Allow *1 minute* for temperature stabilization.
3. Press "calibrate" after *30 seconds* of no significant change in specific conductance. Note below.
4. Discard used calibration standard, and rinse calibration cup and probes with DI water.

ORP calibration (should take *at least* 1.5 minutes): **Lot #:** 8306 **Exp:** 11/2019

1. Pour ORP (Zobell) standard into calibration cup and immerse sensor.
2. Allow *1 minute* for temperature stabilization.
3. Press "calibrate" after *30 seconds* of no significant change in ORP. Note below.
4. Discard used calibration standard, and rinse calibration cup and probes with DI water.

3-Point pH calibration (should take *at least* 4.5 minutes):

1. Pour pH 7.0 standard into the calibration cup and immerse pH sensor. **Lot #** ~~C364296~~ SAC488 EN ~~6~~ EN **Exp:** 5/31/17 ~~9/30/2015~~ EN
2. Allow *1 minute* for temperature stabilization.
3. Press "calibrate" after *30 seconds* of no significant change in pH. Note below.
4. Discard used calibration standard, and rinse calibration cup and probes with DI water.

5. Pour pH 4.0 standard into the calibration cup and immerse pH sensor. **Lot #** SAD247 **Exp:** 4/30/2017
6. Allow *1 minute* for temperature stabilization.
7. Press "calibrate" after *30 seconds* of no significant change in pH. Note standard below.
8. Discard used calibration standard, and rinse calibration cup and probes with DI water.

9. Pour pH 10.0 standard into the calibration cup and immerse pH sensor. **Lot #** SAA169 **Exp:** Jan 17
10. Allow *1 minute* for temperature stabilization.
11. Press "calibrate" after *30 seconds* of no significant change in pH. Note below
12. Discard used calibration standard, and rinse calibration cup and probes with DI water.

Dissolved Oxygen (% DO) calibration (should take *at least* 10 minutes):

1. Ensure unit has been on for at least 10 minutes: Initial time: 0732 + 10min = _____
2. Enter the local barometric pressure.
   (Note: to convert from inches (common on a weather app or forecast) to mmHg, multiply by 25.4, then to correct to Ft. Smith's altitude, subtract 15.169 mmHg.)
   30.09 in. x 25.4 = _____ mmHg - 15.169 = 749.117 mmHg
3. Place ~3mm of DI water in the bottom of the calibration cup.
4. Lightly screw on the calibration cup (only 1 or 2 threads!)
5. Allow *10 minutes* for the air in the cup to become water-saturated and temp to stabilize.
6. Press "calibrate" after *30 seconds* of no significant change in DO. Note below.
7. Discard used DI water, and rinse calibration cup and probes with DI water.

Field Notebook calibration entry:
YSI – Serial Number: 14A100131

1. Specific Conductance: 1,413 µS/cm
2. ORP: 240.0
3. pH:
   - Point 1: 7.00
   - Point 2: 4.00
   - Point 3: 10.01
4. DO: 98.6%

Recalibrated DO @ 9:42 - 9:52
97.00%
7.88 mg/L

Whirlpool Fort Smith Field Equipment Calibration Checklist

Date: 10/08/2015

Calibrated by: J. Myers

Turn on YSI. Note time in DO section, line 1!

Specific Conductance calibration (should take *at least* 1.5 minutes): **Lot #:** SAC151 **Exp:** 3/31/2016

1. Pour conductivity standard into calibration cup and immerse sensor.
2. Allow *1 minute* for temperature stabilization.
3. Press "calibrate" after *30 seconds* of no significant change in specific conductance. Note below.
4. Discard used calibration standard, and rinse calibration cup and probes with DI water.

ORP calibration (should take *at least* 1.5 minutes): **Lot #:** 8039 **Exp:** 9/30/2019

1. Pour ORP (Zobell) standard into calibration cup and immerse sensor.
2. Allow *1 minute* for temperature stabilization.
3. Press "calibrate" after *30 seconds* of no significant change in ORP. Note below.
4. Discard used calibration standard, and rinse calibration cup and probes with DI water.

3-Point pH calibration (should take *at least* 4.5 minutes):

1. Pour pH 7.0 standard into the calibration cup and immerse pH sensor. **Lot #** SA04125 **Exp:** 4/30/2017
2. Allow *1 minute* for temperature stabilization.
3. Press "calibrate" after *30 seconds* of no significant change in pH. Note below.
4. Discard used calibration standard, and rinse calibration cup and probes with DI water.
5. Pour pH 4.0 standard into the calibration cup and immerse pH sensor. **Lot #** SAD247 **Exp:** 4/30/2017
6. Allow *1 minute* for temperature stabilization.
7. Press "calibrate" after *30 seconds* of no significant change in pH. Note standard below.
8. Discard used calibration standard, and rinse calibration cup and probes with DI water.
9. Pour pH 10.0 standard into the calibration cup and immerse pH sensor. **Lot #** SAD453 **Exp:** 4/30/2017
10. Allow *1 minute* for temperature stabilization.
11. Press "calibrate" after *30 seconds* of no significant change in pH. Note below
12. Discard used calibration standard, and rinse calibration cup and probes with DI water.

Dissolved Oxygen (% DO) calibration (should take *at least* 10 minutes):

1. Ensure unit has been on for at least 10 minutes: Initial time: 0654 + 10min = 0704
2. Enter the local barometric pressure.
   (Note: to convert from inches (common on a weather app or forecast) to mmHg, multiply by 25.4, then to correct to Ft. Smith's altitude, subtract 15.169 mmHg.)
   30.08 in. x 25.4 = 764.032 mmHg - 15.169 = 748.863 mmHg
3. Place ~3mm of DI water in the bottom of the calibration cup.
4. Lightly screw on the calibration cup (only 1 or 2 threads!)
5. Allow *10 minutes* for the air in the cup to become water-saturated and temp to stabilize.
6. Press "calibrate" after *30 seconds* of no significant change in DO. Note below.
7. Discard used DI water, and rinse calibration cup and probes with DI water.

Field Notebook calibration entry:
YSI – Serial Number: 020123

1. Specific Conductance: 1413
2. ORP: 240.0
3. pH:
   - Point 1: 7.0
   - Point 2: 4.0
   - Point 3: 10.01
4. DO: 98.6%

Whirlpool Fort Smith Field Equipment Calibration Checklist

Date: 10/8/15

Calibrated by: NZ

Turn on YSI. Note time in DO section, line 1!

Specific Conductance calibration (should take *at least* 1.5 minutes): **Lot #:** 5AC614 **Exp:** 3/16

1. Pour conductivity standard into calibration cup and immerse sensor.
2. Allow *1 minute* for temperature stabilization.
3. Press "calibrate" after *30 seconds* of no significant change in specific conductance. Note below.
4. Discard used calibration standard, and rinse calibration cup and probes with DI water.

ORP calibration (should take *at least* 1.5 minutes): **Lot #:** 8306 **Exp:** 11/19

1. Pour ORP (Zobell) standard into calibration cup and immerse sensor.
2. Allow *1 minute* for temperature stabilization.
3. Press "calibrate" after *30 seconds* of no significant change in ORP. Note below.
4. Discard used calibration standard, and rinse calibration cup and probes with DI water.

3-Point pH calibration (should take *at least* 4.5 minutes):

1. Pour pH 7.0 standard into the calibration cup and immerse pH sensor. **Lot #** 140690 **Exp:** 4/30/16
2. Allow *1 minute* for temperature stabilization.
3. Press "calibrate" after *30 seconds* of no significant change in pH. Note below.
4. Discard used calibration standard, and rinse calibration cup and probes with DI water.
5. Pour pH 4.0 standard into the calibration cup and immerse pH sensor. **Lot #** 5AC304 **Exp:** 3/17
6. Allow *1 minute* for temperature stabilization.
7. Press "calibrate" after *30 seconds* of no significant change in pH. Note standard below.
8. Discard used calibration standard, and rinse calibration cup and probes with DI water.
9. Pour pH 10.0 standard into the calibration cup and immerse pH sensor. **Lot #** 4AJ846 **Exp:** 10/16
10. Allow *1 minute* for temperature stabilization.
11. Press "calibrate" after *30 seconds* of no significant change in pH. Note below
12. Discard used calibration standard, and rinse calibration cup and probes with DI water.

Dissolved Oxygen (% DO) calibration (should take *at least* 10 minutes):

1. Ensure unit has been on for at least 10 minutes: Initial time: 0650 + 10min = 0700
2. Enter the local barometric pressure.
   (Note: to convert from inches (common on a weather app or forecast) to mmHg, multiply by 25.4, then to correct to Ft. Smith's altitude, subtract 15.169 mmHg.)
   30.08 in. x 25.4 = 764.032 mmHg - 15.169 = 748.863 mmHg
3. Place ~3mm of DI water in the bottom of the calibration cup.
4. Lightly screw on the calibration cup (only 1 or 2 threads!)
5. Allow *10 minutes* for the air in the cup to become water-saturated and temp to stabilize.
6. Press "calibrate" after *30 seconds* of no significant change in DO. Note below.
7. Discard used DI water, and rinse calibration cup and probes with DI water.

Field Notebook calibration entry:
YSI – Serial Number: 07G100127

1. Specific Conductance: 1413 µs/cm
2. ORP: 240 mV
3. pH:
   - Point 1: ~~1.413~~ NZ 7.00
   - Point 2: 4.00
   - Point 3: 10.05
4. DO: 98.5 %

(2)

Whirlpool Fort Smith Field Equipment Calibration Checklist

Date: 10/8/15

Calibrated by: EN

Turn on YSI. Note time in DO section, line 1!

Specific Conductance calibration (should take *at least* 1.5 minutes): **Lot #:** 5AC151 **Exp:** 3/31/2016

1. Pour conductivity standard into calibration cup and immerse sensor.
2. Allow *1 minute* for temperature stabilization.
3. Press "calibrate" after *30 seconds* of no significant change in specific conductance. Note below.
4. Discard used calibration standard, and rinse calibration cup and probes with DI water.

ORP calibration (should take *at least* 1.5 minutes): **Lot #:** 6138 **Exp:** 5/31/2018

1. Pour ORP (Zobell) standard into calibration cup and immerse sensor.
2. Allow *1 minute* for temperature stabilization.
3. Press "calibrate" after *30 seconds* of no significant change in ORP. Note below.
4. Discard used calibration standard, and rinse calibration cup and probes with DI water.

3-Point pH calibration (should take *at least* 4.5 minutes):

1. Pour pH 7.0 standard into the calibration cup and immerse pH sensor. **Lot #** 5AC488 **Exp:** 3/31/17
2. Allow *1 minute* for temperature stabilization.
3. Press "calibrate" after *30 seconds* of no significant change in pH. Note below.
4. Discard used calibration standard, and rinse calibration cup and probes with DI water.
5. Pour pH 4.0 standard into the calibration cup and immerse pH sensor. **Lot #** 5AC304 **Exp:** Mar 17
6. Allow *1 minute* for temperature stabilization.
7. Press "calibrate" after *30 seconds* of no significant change in pH. Note standard below.
8. Discard used calibration standard, and rinse calibration cup and probes with DI water. 4AJ846
9. Pour pH 10.0 standard into the calibration cup and immerse pH sensor. **Lot #** ~~4AJ846~~ **Exp:** 10/31/2016
10. Allow *1 minute* for temperature stabilization.
11. Press "calibrate" after *30 seconds* of no significant change in pH. Note below
12. Discard used calibration standard, and rinse calibration cup and probes with DI water.

Dissolved Oxygen (% DO) calibration (should take *at least* 10 minutes):

1. Ensure unit has been on for at least 10 minutes: Initial time: 1411 + 10min = 1421
2. Enter the local barometric pressure.
   (Note: to convert from inches (common on a weather app or forecast) to mmHg, multiply by 25.4, then to correct to Ft. Smith's altitude, subtract 15.169 mmHg.)
   30.09 in. x 25.4 = 764.286 mmHg - 15.169 = 749.117 mmHg
3. Place ~3mm of DI water in the bottom of the calibration cup.
4. Lightly screw on the calibration cup (only 1 or 2 threads!)
5. Allow *10 minutes* for the air in the cup to become water-saturated and temp to stabilize.
6. Press "calibrate" after *30 seconds* of no significant change in DO. Note below.
7. Discard used DI water, and rinse calibration cup and probes with DI water.

Field Notebook calibration entry:
YSI – Serial Number: 10C100197

1. Specific Conductance: 1.413
2. ORP:
3. pH:
   - Point 1: 7.00
   - Point 2: 4.00
   - Point 3: 10.00
4. DO: 96.5 %
   6.81 mg/L

Whirlpool Fort Smith Field Equipment Calibration Checklist

Date: 12/8/15

Calibrated by: Mike Chomiak

Turn on YSI. Note time in DO section, line 1!

Specific Conductance calibration (should take *at least* 1.5 minutes): **Lot #:** 5AC151 **Exp:** 3/31/2016

1. Pour conductivity standard into calibration cup and immerse sensor.
2. Allow *1 minute* for temperature stabilization.
3. Press "calibrate" after *30 seconds* of no significant change in specific conductance. Note below.
4. Discard used calibration standard, and rinse calibration cup and probes with DI water.

ORP calibration (should take *at least* 1.5 minutes): **Lot #:** 6138 **Exp:** 5/31/2018

1. Pour ORP (Zobell) standard into calibration cup and immerse sensor.
2. Allow *1 minute* for temperature stabilization.
3. Press "calibrate" after *30 seconds* of no significant change in ORP. Note below.
4. Discard used calibration standard, and rinse calibration cup and probes with DI water.

3-Point pH calibration (should take *at least* 4.5 minutes):

1. Pour pH 7.0 standard into the calibration cup and immerse pH sensor. **Lot #** 5AD425 **Exp:** 4/30/2017
2. Allow *1 minute* for temperature stabilization.
3. Press "calibrate" after *30 seconds* of no significant change in pH. Note below.
4. Discard used calibration standard, and rinse calibration cup and probes with DI water.
5. Pour pH 4.0 standard into the calibration cup and immerse pH sensor. **Lot #** 5AD247 **Exp:** 4/30/2017
6. Allow *1 minute* for temperature stabilization.
7. Press "calibrate" after *30 seconds* of no significant change in pH. Note standard below.
8. Discard used calibration standard, and rinse calibration cup and probes with DI water.
9. Pour pH 10.0 standard into the calibration cup and immerse pH sensor. **Lot #** 5AD453 **Exp:** 4/30/2017
10. Allow *1 minute* for temperature stabilization.
11. Press "calibrate" after *30 seconds* of no significant change in pH. Note below
12. Discard used calibration standard, and rinse calibration cup and probes with DI water.

Dissolved Oxygen (% DO) calibration (should take *at least* 10 minutes): 0650 5AD453 + 10min = 0700 ~~4/30/2017~~

1. Ensure unit has been on for at least 10 minutes: Initial time: _____ + 10min = _____
2. Enter the local barometric pressure.
   (Note: to convert from inches (common on a weather app or forecast) to mmHg, multiply by 25.4, then to correct to Ft. Smith's altitude, subtract 15.169 mmHg.)
   30.09 in. x 25.4 = 764.286 mmHg - 15.169 = 749.117 mmHg
3. Place ~3mm of DI water in the bottom of the calibration cup.
4. Lightly screw on the calibration cup (only 1 or 2 threads!)
5. Allow *10 minutes* for the air in the cup to become water-saturated and temp to stabilize.
6. Press "calibrate" after *30 seconds* of no significant change in DO. Note below.
7. Discard used DI water, and rinse calibration cup and probes with DI water.

Field Notebook calibration entry:
YSI – Serial Number:

1. Specific Conductance: 1413
2. ORP: 240.2
3. pH:
   - Point 1: 7.00
   - Point 2: 4.00
   - Point 3: 10.01
4. DO: 98.6

Appendix B

Laboratory Analytical Data

Pace Analytical Services, Inc.
9608 Loiret Blvd.
Lenexa, KS 66219
(913)599-5665

October 16, 2015

Wendy Stonestreet
Environ International Corporation
7500 College Blvd Ste 925
Overland Park, KS 66210

RE: Project: FORT SMITH, AR
Pace Project No.: 60204289

Dear Wendy Stonestreet:
Enclosed are the analytical results for sample(s) received by the laboratory on October 06, 2015. The results relate only to the samples included in this report. Results reported herein conform to the most current TNI standards and the laboratory's Quality Assurance Manual, where applicable, unless otherwise noted in the body of the report.

If you have any questions concerning this report, please feel free to contact me.

Sincerely,



Colleen Clyne
colleen.clyne@pacelabs.com
Project Manager

Enclosures

cc: Tamara Gleason, ENVIRON International Corporation

This report shall not be reproduced, except in full,
without the written consent of Pace Analytical Services, Inc..

Pace Analytical Services, Inc.
9608 Loiret Blvd.
Lenexa, KS 66219
(913)599-5665

CERTIFICATIONS

Project: FORT SMITH, AR
Pace Project No.: 60204289

Kansas Certification IDs
9608 Loiret Boulevard, Lenexa, KS 66219
WY STR Certification #: 2456.01
Arkansas Certification #: 15-016-0
Illinois Certification #: 003097
Iowa Certification #: 118
Kansas/NELAP Certification #: E-10116
Louisiana Certification #: 03055
Nevada Certification #: KS000212008A
Oklahoma Certification #: 9205/9935
Texas Certification #: T104704407
Utah Certification #: KS00021

Dallas Certification IDs:
400 West Bethany Dr Suite 190, Allen, TX 75013
EPA# TX00074
Texas Certification #: T104704232-14-8
Kansas Certification #: E-10388
Arkansas Certification #: 88-0647
Oklahoma Certification #: 2014-055
Louisiana Certification #: 02007

REPORT OF LABORATORY ANALYSIS

This report shall not be reproduced, except in full,
without the written consent of Pace Analytical Services, Inc..

Pace Analytical Services, Inc.
9608 Loiret Blvd.
Lenexa, KS 66219
(913)599-5665

SAMPLE SUMMARY

Project: FORT SMITH, AR
Pace Project No.: 60204289

Lab ID	Sample ID	Matrix	Date Collected	Date Received
60204289001	**MW-184-201510**	Water	10/05/15 13:17	10/06/15 09:10

REPORT OF LABORATORY ANALYSIS

This report shall not be reproduced, except in full,
without the written consent of Pace Analytical Services, Inc..

Pace Analytical Services, Inc.
9608 Loiret Blvd.
Lenexa, KS 66219
(913)599-5665

SAMPLE ANALYTE COUNT

Project: FORT SMITH, AR
Pace Project No.: 60204289

Lab ID	Sample ID	Method	Analysts	Analytes Reported	Laboratory
60204289001	**MW-184-201510**	EPA 8015 - Alcohol	MS1	1	PASI-D
		EPA 6010	JGP	2	PASI-K
		EPA 5030B/8260	PGH	38	PASI-K
		SM 2320B	LDB	3	PASI-K
		SM 3500-Fe B#4	TJG	1	PASI-K
		SM 4500-H+B	TJG	1	PASI-K
		SM 4500-S-2 D	LDB	1	PASI-K
		EPA 300.0	AJM	2	PASI-K
		EPA 350.1	RAB	1	PASI-K
		EPA 353.2	RAB	3	PASI-K
		EPA 365.4	RAB	1	PASI-K
		SM 4500-CO2 D	TJG	1	PASI-K
		SM 5310C	ESM	1	PASI-K

This report shall not be reproduced, except in full,
without the written consent of Pace Analytical Services, Inc..

Pace Analytical Services, Inc.
9608 Loiret Blvd.
Lenexa, KS 66219
(913)599-5665

PROJECT NARRATIVE

Project: FORT SMITH, AR
Pace Project No.: 60204289

Method: **EPA 8015 - Alcohol**
Description: Alcohol by Direct Inject GCFID
Client: Environ_AR
Date: October 16, 2015

General Information:
1 sample was analyzed for EPA 8015 - Alcohol. All samples were received in acceptable condition with any exceptions noted below or on the chain-of custody and/or the sample condition upon receipt form (SCUR) attached at the end of this report.

Hold Time:
The samples were analyzed within the method required hold times with any exceptions noted below.

Initial Calibrations (including MS Tune as applicable):
All criteria were within method requirements with any exceptions noted below.

Continuing Calibration:
All criteria were within method requirements with any exceptions noted below.

Surrogates:
All surrogates were within QC limits with any exceptions noted below.

Method Blank:
All analytes were below the report limit in the method blank, where applicable, with any exceptions noted below.

Laboratory Control Spike:
All laboratory control spike compounds were within QC limits with any exceptions noted below.

Matrix Spikes:
All percent recoveries and relative percent differences (RPDs) were within acceptance criteria with any exceptions noted below.

Additional Comments:

This report shall not be reproduced, except in full,
without the written consent of Pace Analytical Services, Inc..

Pace Analytical Services, Inc.
9608 Loiret Blvd.
Lenexa, KS 66219
(913)599-5665

PROJECT NARRATIVE

Project: FORT SMITH, AR
Pace Project No.: 60204289

Method: **EPA 6010**
Description: 6010 MET ICP
Client: Environ_AR
Date: October 16, 2015

General Information:
1 sample was analyzed for EPA 6010. All samples were received in acceptable condition with any exceptions noted below or on the chain-of custody and/or the sample condition upon receipt form (SCUR) attached at the end of this report.

Hold Time:
The samples were analyzed within the method required hold times with any exceptions noted below.

Sample Preparation:
The samples were prepared in accordance with EPA 3010 with any exceptions noted below.

Initial Calibrations (including MS Tune as applicable):
All criteria were within method requirements with any exceptions noted below.

Continuing Calibration:
All criteria were within method requirements with any exceptions noted below.

Method Blank:
All analytes were below the report limit in the method blank, where applicable, with any exceptions noted below.

Laboratory Control Spike:
All laboratory control spike compounds were within QC limits with any exceptions noted below.

Matrix Spikes:
All percent recoveries and relative percent differences (RPDs) were within acceptance criteria with any exceptions noted below.

Additional Comments:

This report shall not be reproduced, except in full,
without the written consent of Pace Analytical Services, Inc..

Pace Analytical Services, Inc.
9608 Loiret Blvd.
Lenexa, KS 66219
(913)599-5665

PROJECT NARRATIVE

Project: FORT SMITH, AR
Pace Project No.: 60204289

Method: **EPA 5030B/8260**
Description: 8260 MSV
Client: Environ_AR
Date: October 16, 2015

General Information:
1 sample was analyzed for EPA 5030B/8260. All samples were received in acceptable condition with any exceptions noted below or on the chain-of custody and/or the sample condition upon receipt form (SCUR) attached at the end of this report.

Hold Time:
The samples were analyzed within the method required hold times with any exceptions noted below.

Initial Calibrations (including MS Tune as applicable):
All criteria were within method requirements with any exceptions noted below.

Continuing Calibration:
All criteria were within method requirements with any exceptions noted below.

Internal Standards:
All internal standards were within QC limits with any exceptions noted below.

Surrogates:
All surrogates were within QC limits with any exceptions noted below.

Method Blank:
All analytes were below the report limit in the method blank, where applicable, with any exceptions noted below.

QC Batch: MSV/72134

B: Analyte was detected in the associated method blank.
- BLANK for HBN 403828 [MSV/7213 (Lab ID: 1646422)
  - Chloromethane
  - Trichloroethene

Laboratory Control Spike:
All laboratory control spike compounds were within QC limits with any exceptions noted below.

Matrix Spikes:
All percent recoveries and relative percent differences (RPDs) were within acceptance criteria with any exceptions noted below.

QC Batch: MSV/72134

A matrix spike and/or matrix spike duplicate (MS/MSD) were performed on the following sample(s): 60204425003

M1: Matrix spike recovery exceeded QC limits. Batch accepted based on laboratory control sample (LCS) recovery.
- MS (Lab ID: 1646424)
  - Acetone
  - Chloroethane
- MSD (Lab ID: 1646425)
  - Acetone
  - Chloroethane

This report shall not be reproduced, except in full,
without the written consent of Pace Analytical Services, Inc..

Pace Analytical Services, Inc.
9608 Loiret Blvd.
Lenexa, KS 66219
(913)599-5665

PROJECT NARRATIVE

Project: FORT SMITH, AR
Pace Project No.: 60204289

Method: **EPA 5030B/8260**
Description: 8260 MSV
Client: Environ_AR
Date: October 16, 2015

Additional Comments:

This report shall not be reproduced, except in full,
without the written consent of Pace Analytical Services, Inc..

Pace Analytical Services, Inc.
9608 Loiret Blvd.
Lenexa, KS 66219
(913)599-5665

PROJECT NARRATIVE

Project: FORT SMITH, AR
Pace Project No.: 60204289

Method: **SM 2320B**
Description: 2320B Alkalinity
Client: Environ_AR
Date: October 16, 2015

General Information:
1 sample was analyzed for SM 2320B. All samples were received in acceptable condition with any exceptions noted below or on the chain-of custody and/or the sample condition upon receipt form (SCUR) attached at the end of this report.

Hold Time:
The samples were analyzed within the method required hold times with any exceptions noted below.

Method Blank:
All analytes were below the report limit in the method blank, where applicable, with any exceptions noted below.

Laboratory Control Spike:
All laboratory control spike compounds were within QC limits with any exceptions noted below.

Matrix Spikes:
All percent recoveries and relative percent differences (RPDs) were within acceptance criteria with any exceptions noted below.

Duplicate Sample:
All duplicate sample results were within method acceptance criteria with any exceptions noted below.

Additional Comments:

This report shall not be reproduced, except in full,
without the written consent of Pace Analytical Services, Inc..

Pace Analytical Services, Inc.
9608 Loiret Blvd.
Lenexa, KS 66219
(913)599-5665

PROJECT NARRATIVE

Project: FORT SMITH, AR
Pace Project No.: 60204289

Method: **SM 3500-Fe B#4**
Description: Iron, Ferric (Calculation)
Client: Environ_AR
Date: October 16, 2015

General Information:
1 sample was analyzed for SM 3500-Fe B#4. All samples were received in acceptable condition with any exceptions noted below or on the chain-of custody and/or the sample condition upon receipt form (SCUR) attached at the end of this report.

Hold Time:
The samples were analyzed within the method required hold times with any exceptions noted below.

Method Blank:
All analytes were below the report limit in the method blank, where applicable, with any exceptions noted below.

Laboratory Control Spike:
All laboratory control spike compounds were within QC limits with any exceptions noted below.

Matrix Spikes:
All percent recoveries and relative percent differences (RPDs) were within acceptance criteria with any exceptions noted below.

Additional Comments:

Batch Comments:

Ferrous iron performed in the field
- QC Batch: WET / 57797

This report shall not be reproduced, except in full,
without the written consent of Pace Analytical Services, Inc..

Pace Analytical Services, Inc.
9608 Loiret Blvd.
Lenexa, KS 66219
(913)599-5665

PROJECT NARRATIVE

Project: FORT SMITH, AR
Pace Project No.: 60204289

Method: **SM 4500-H+B**
Description: 4500H+ pH, Electrometric
Client: Environ_AR
Date: October 16, 2015

General Information:
1 sample was analyzed for SM 4500-H+B. All samples were received in acceptable condition with any exceptions noted below or on the chain-of custody and/or the sample condition upon receipt form (SCUR) attached at the end of this report.

Hold Time:
The samples were analyzed within the method required hold times with any exceptions noted below.

H6: Analysis initiated outside of the 15 minute EPA recommended holding time.
- MW-184-201510 (Lab ID: 60204289001)

Method Blank:
All analytes were below the report limit in the method blank, where applicable, with any exceptions noted below.

Laboratory Control Spike:
All laboratory control spike compounds were within QC limits with any exceptions noted below.

Matrix Spikes:
All percent recoveries and relative percent differences (RPDs) were within acceptance criteria with any exceptions noted below.

Additional Comments:

Batch Comments:

Field pH
- QC Batch: WET / 57798

This report shall not be reproduced, except in full,
without the written consent of Pace Analytical Services, Inc..

Pace Analytical Services, Inc.
9608 Loiret Blvd.
Lenexa, KS 66219
(913)599-5665

PROJECT NARRATIVE

Project: FORT SMITH, AR
Pace Project No.: 60204289

Method: **SM 4500-S-2 D**
Description: 4500S2D Sulfide, Total
Client: Environ_AR
Date: October 16, 2015

General Information:
1 sample was analyzed for SM 4500-S-2 D. All samples were received in acceptable condition with any exceptions noted below or on the chain-of custody and/or the sample condition upon receipt form (SCUR) attached at the end of this report.

Hold Time:
The samples were analyzed within the method required hold times with any exceptions noted below.

Method Blank:
All analytes were below the report limit in the method blank, where applicable, with any exceptions noted below.

Laboratory Control Spike:
All laboratory control spike compounds were within QC limits with any exceptions noted below.

Matrix Spikes:
All percent recoveries and relative percent differences (RPDs) were within acceptance criteria with any exceptions noted below.

Duplicate Sample:
All duplicate sample results were within method acceptance criteria with any exceptions noted below.

Additional Comments:

This report shall not be reproduced, except in full,
without the written consent of Pace Analytical Services, Inc..

Pace Analytical Services, Inc.
9608 Loiret Blvd.
Lenexa, KS 66219
(913)599-5665

PROJECT NARRATIVE

Project: FORT SMITH, AR
Pace Project No.: 60204289

Method: **EPA 300.0**
Description: 300.0 IC Anions 28 Days
Client: Environ_AR
Date: October 16, 2015

General Information:
1 sample was analyzed for EPA 300.0. All samples were received in acceptable condition with any exceptions noted below or on the chain-of custody and/or the sample condition upon receipt form (SCUR) attached at the end of this report.

Hold Time:
The samples were analyzed within the method required hold times with any exceptions noted below.

Initial Calibrations (including MS Tune as applicable):
All criteria were within method requirements with any exceptions noted below.

Continuing Calibration:
All criteria were within method requirements with any exceptions noted below.

Method Blank:
All analytes were below the report limit in the method blank, where applicable, with any exceptions noted below.

Laboratory Control Spike:
All laboratory control spike compounds were within QC limits with any exceptions noted below.

Matrix Spikes:
All percent recoveries and relative percent differences (RPDs) were within acceptance criteria with any exceptions noted below.

Additional Comments:

This report shall not be reproduced, except in full,
without the written consent of Pace Analytical Services, Inc..

Pace Analytical Services, Inc.
9608 Loiret Blvd.
Lenexa, KS 66219
(913)599-5665

PROJECT NARRATIVE

Project: FORT SMITH, AR
Pace Project No.: 60204289

Method: **EPA 350.1**
Description: 350.1 Ammonia
Client: Environ_AR
Date: October 16, 2015

General Information:
1 sample was analyzed for EPA 350.1. All samples were received in acceptable condition with any exceptions noted below or on the chain-of custody and/or the sample condition upon receipt form (SCUR) attached at the end of this report.

Hold Time:
The samples were analyzed within the method required hold times with any exceptions noted below.

Initial Calibrations (including MS Tune as applicable):
All criteria were within method requirements with any exceptions noted below.

Continuing Calibration:
All criteria were within method requirements with any exceptions noted below.

Method Blank:
All analytes were below the report limit in the method blank, where applicable, with any exceptions noted below.

Laboratory Control Spike:
All laboratory control spike compounds were within QC limits with any exceptions noted below.

Matrix Spikes:
All percent recoveries and relative percent differences (RPDs) were within acceptance criteria with any exceptions noted below.

QC Batch: WETA/36341

A matrix spike and/or matrix spike duplicate (MS/MSD) were performed on the following sample(s): 60204289001,60204703001

M1: Matrix spike recovery exceeded QC limits. Batch accepted based on laboratory control sample (LCS) recovery.

- MS (Lab ID: 1649383)
  - Nitrogen, Ammonia

Duplicate Sample:
All duplicate sample results were within method acceptance criteria with any exceptions noted below.

Additional Comments:

This report shall not be reproduced, except in full,
without the written consent of Pace Analytical Services, Inc..

Pace Analytical Services, Inc.
9608 Loiret Blvd.
Lenexa, KS 66219
(913)599-5665

PROJECT NARRATIVE

Project: FORT SMITH, AR
Pace Project No.: 60204289

Method: **EPA 353.2**
Description: 353.2 Nitrogen, NO2/NO3 unpres
Client: Environ_AR
Date: October 16, 2015

General Information:
1 sample was analyzed for EPA 353.2. All samples were received in acceptable condition with any exceptions noted below or on the chain-of custody and/or the sample condition upon receipt form (SCUR) attached at the end of this report.

Hold Time:
The samples were analyzed within the method required hold times with any exceptions noted below.

Initial Calibrations (including MS Tune as applicable):
All criteria were within method requirements with any exceptions noted below.

Continuing Calibration:
All criteria were within method requirements with any exceptions noted below.

Method Blank:
All analytes were below the report limit in the method blank, where applicable, with any exceptions noted below.

Laboratory Control Spike:
All laboratory control spike compounds were within QC limits with any exceptions noted below.

Matrix Spikes:
All percent recoveries and relative percent differences (RPDs) were within acceptance criteria with any exceptions noted below.

QC Batch: WETA/36227

A matrix spike and/or matrix spike duplicate (MS/MSD) were performed on the following sample(s): 60204287003,60204294001

M1: Matrix spike recovery exceeded QC limits. Batch accepted based on laboratory control sample (LCS) recovery.

- MS (Lab ID: 1644993)
  - Nitrogen, NO2 plus NO3
  - Nitrogen, Nitrate

Duplicate Sample:
All duplicate sample results were within method acceptance criteria with any exceptions noted below.

Additional Comments:

This report shall not be reproduced, except in full,
without the written consent of Pace Analytical Services, Inc..

Pace Analytical Services, Inc.
9608 Loiret Blvd.
Lenexa, KS 66219
(913)599-5665

PROJECT NARRATIVE

Project: FORT SMITH, AR
Pace Project No.: 60204289

Method: **EPA 365.4**
Description: 365.4 Total Phosphorus
Client: Environ_AR
Date: October 16, 2015

General Information:
1 sample was analyzed for EPA 365.4. All samples were received in acceptable condition with any exceptions noted below or on the chain-of custody and/or the sample condition upon receipt form (SCUR) attached at the end of this report.

Hold Time:
The samples were analyzed within the method required hold times with any exceptions noted below.

Initial Calibrations (including MS Tune as applicable):
All criteria were within method requirements with any exceptions noted below.

Continuing Calibration:
All criteria were within method requirements with any exceptions noted below.

Method Blank:
All analytes were below the report limit in the method blank, where applicable, with any exceptions noted below.

Laboratory Control Spike:
All laboratory control spike compounds were within QC limits with any exceptions noted below.

Matrix Spikes:
All percent recoveries and relative percent differences (RPDs) were within acceptance criteria with any exceptions noted below.

Duplicate Sample:
All duplicate sample results were within method acceptance criteria with any exceptions noted below.

Additional Comments:

This report shall not be reproduced, except in full,
without the written consent of Pace Analytical Services, Inc..

Pace Analytical Services, Inc.
9608 Loiret Blvd.
Lenexa, KS 66219
(913)599-5665

PROJECT NARRATIVE

Project: FORT SMITH, AR
Pace Project No.: 60204289

Method: **SM 4500-CO2 D**
Description: Total Carbon Dioxide Calc
Client: Environ_AR
Date: October 16, 2015

General Information:
1 sample was analyzed for SM 4500-CO2 D. All samples were received in acceptable condition with any exceptions noted below or on the chain-of custody and/or the sample condition upon receipt form (SCUR) attached at the end of this report.

Hold Time:
The samples were analyzed within the method required hold times with any exceptions noted below.

Initial Calibrations (including MS Tune as applicable):
All criteria were within method requirements with any exceptions noted below.

Continuing Calibration:
All criteria were within method requirements with any exceptions noted below.

Method Blank:
All analytes were below the report limit in the method blank, where applicable, with any exceptions noted below.

Laboratory Control Spike:
All laboratory control spike compounds were within QC limits with any exceptions noted below.

Matrix Spikes:
All percent recoveries and relative percent differences (RPDs) were within acceptance criteria with any exceptions noted below.

Additional Comments:

This report shall not be reproduced, except in full,
without the written consent of Pace Analytical Services, Inc..

Pace Analytical Services, Inc.
9608 Loiret Blvd.
Lenexa, KS 66219
(913)599-5665

PROJECT NARRATIVE

Project: FORT SMITH, AR
Pace Project No.: 60204289

Method: **SM 5310C**
Description: 5310C TOC
Client: Environ_AR
Date: October 16, 2015

General Information:
1 sample was analyzed for SM 5310C. All samples were received in acceptable condition with any exceptions noted below or on the chain-of custody and/or the sample condition upon receipt form (SCUR) attached at the end of this report.

Hold Time:
The samples were analyzed within the method required hold times with any exceptions noted below.

Initial Calibrations (including MS Tune as applicable):
All criteria were within method requirements with any exceptions noted below.

Continuing Calibration:
All criteria were within method requirements with any exceptions noted below.

Method Blank:
All analytes were below the report limit in the method blank, where applicable, with any exceptions noted below.

Laboratory Control Spike:
All laboratory control spike compounds were within QC limits with any exceptions noted below.

Matrix Spikes:
All percent recoveries and relative percent differences (RPDs) were within acceptance criteria with any exceptions noted below.

Duplicate Sample:
All duplicate sample results were within method acceptance criteria with any exceptions noted below.

Additional Comments:

This data package has been reviewed for quality and completeness and is approved for release.

This report shall not be reproduced, except in full,
without the written consent of Pace Analytical Services, Inc..

Pace Analytical Services, Inc.
9608 Loiret Blvd.
Lenexa, KS 66219
(913)599-5665

ANALYTICAL RESULTS

Project: FORT SMITH, AR
Pace Project No.: 60204289

Sample: MW-184-201510 **Lab ID: 60204289001** Collected: 10/05/15 13:17 Received: 10/06/15 09:10 Matrix: Water

Parameters	Results	Units	Report Limit	MDL	DF	Prepared	Analyzed	CAS No.	Qual
Alcohol by Direct Inject GCFID	Analytical Method: EPA 8015 - Alcohol								
2-Chloroethanol	ND	ug/L	10000	1980	1		10/12/15 13:27	107-07-3	
6010 MET ICP	Analytical Method: EPA 6010 Preparation Method: EPA 3010								
Iron	**14300**	ug/L	50.0	9.0	1	10/06/15 15:50	10/09/15 12:08	7439-89-6	
Manganese	**183**	ug/L	5.0	2.4	1	10/06/15 15:50	10/09/15 12:08	7439-96-5	
8260 MSV	Analytical Method: EPA 5030B/8260								
Acetone	ND	ug/L	10.0	1.9	1		10/08/15 18:15	67-64-1	
Benzene	ND	ug/L	1.0	0.060	1		10/08/15 18:15	71-43-2	
Bromodichloromethane	ND	ug/L	1.0	0.19	1		10/08/15 18:15	75-27-4	
Bromoform	ND	ug/L	1.0	0.070	1		10/08/15 18:15	75-25-2	
Bromomethane	ND	ug/L	5.0	0.16	1		10/08/15 18:15	74-83-9	
2-Butanone (MEK)	ND	ug/L	10.0	0.59	1		10/08/15 18:15	78-93-3	
Carbon disulfide	ND	ug/L	5.0	0.12	1		10/08/15 18:15	75-15-0	
Carbon tetrachloride	ND	ug/L	1.0	0.18	1		10/08/15 18:15	56-23-5	
Chlorobenzene	ND	ug/L	1.0	0.21	1		10/08/15 18:15	108-90-7	
Chloroethane	ND	ug/L	1.0	0.15	1		10/08/15 18:15	75-00-3	
Chloroform	ND	ug/L	1.0	0.14	1		10/08/15 18:15	67-66-3	
Chloromethane	**0.21J**	ug/L	1.0	0.080	1		10/08/15 18:15	74-87-3	B
Dibromochloromethane	ND	ug/L	1.0	0.21	1		10/08/15 18:15	124-48-1	
1,1-Dichloroethane	ND	ug/L	1.0	0.050	1		10/08/15 18:15	75-34-3	
1,2-Dichloroethane	ND	ug/L	1.0	0.12	1		10/08/15 18:15	107-06-2	
1,1-Dichloroethene	ND	ug/L	1.0	0.20	1		10/08/15 18:15	75-35-4	
cis-1,2-Dichloroethene	ND	ug/L	1.0	0.080	1		10/08/15 18:15	156-59-2	
trans-1,2-Dichloroethene	ND	ug/L	1.0	0.20	1		10/08/15 18:15	156-60-5	
1,2-Dichloropropane	ND	ug/L	1.0	0.16	1		10/08/15 18:15	78-87-5	
cis-1,3-Dichloropropene	ND	ug/L	1.0	0.14	1		10/08/15 18:15	10061-01-5	
trans-1,3-Dichloropropene	ND	ug/L	1.0	0.12	1		10/08/15 18:15	10061-02-6	
Ethylbenzene	ND	ug/L	1.0	0.18	1		10/08/15 18:15	100-41-4	
2-Hexanone	ND	ug/L	10.0	1.2	1		10/08/15 18:15	591-78-6	
Methylene chloride	ND	ug/L	1.0	0.15	1		10/08/15 18:15	75-09-2	
4-Methyl-2-pentanone (MIBK)	ND	ug/L	10.0	0.42	1		10/08/15 18:15	108-10-1	
Styrene	ND	ug/L	1.0	0.12	1		10/08/15 18:15	100-42-5	
1,1,2,2-Tetrachloroethane	ND	ug/L	1.0	0.15	1		10/08/15 18:15	79-34-5	
Tetrachloroethene	ND	ug/L	1.0	0.10	1		10/08/15 18:15	127-18-4	
Toluene	ND	ug/L	1.0	0.17	1		10/08/15 18:15	108-88-3	
1,1,1-Trichloroethane	ND	ug/L	1.0	0.11	1		10/08/15 18:15	71-55-6	
1,1,2-Trichloroethane	ND	ug/L	1.0	0.20	1		10/08/15 18:15	79-00-5	
Trichloroethene	**0.72J**	ug/L	1.0	0.17	1		10/08/15 18:15	79-01-6	B
Vinyl chloride	ND	ug/L	1.0	0.13	1		10/08/15 18:15	75-01-4	
Xylene (Total)	ND	ug/L	3.0	0.42	1		10/08/15 18:15	1330-20-7	
Surrogates									
4-Bromofluorobenzene (S)	97	%	80-120		1		10/08/15 18:15	460-00-4	
1,2-Dichloroethane-d4 (S)	101	%	80-120		1		10/08/15 18:15	17060-07-0	
Toluene-d8 (S)	98	%	80-120		1		10/08/15 18:15	2037-26-5	
Preservation pH	**1.0**		0.10	0.10	1		10/08/15 18:15		

REPORT OF LABORATORY ANALYSIS

This report shall not be reproduced, except in full,
without the written consent of Pace Analytical Services, Inc..

Pace Analytical Services, Inc.
9608 Loiret Blvd.
Lenexa, KS 66219
(913)599-5665

ANALYTICAL RESULTS

Project: FORT SMITH, AR
Pace Project No.: 60204289

Sample: MW-184-201510 **Lab ID: 60204289001** Collected: 10/05/15 13:17 Received: 10/06/15 09:10 Matrix: Water

Parameters	Results	Units	Report Limit	MDL	DF	Prepared	Analyzed	CAS No.	Qual
2320B Alkalinity	Analytical Method: SM 2320B								
Alkalinity,Bicarbonate (CaCO3)	**43.2**	mg/L	20.0	2.0	1		10/09/15 11:00		
Alkalinity, Carbonate (CaCO3)	ND	mg/L	20.0	2.0	1		10/09/15 11:00		
Alkalinity, Total as CaCO3	**43.2**	mg/L	20.0	2.0	1		10/09/15 11:00		
Iron, Ferric (Calculation)	Analytical Method: SM 3500-Fe B#4								
Iron, Ferric	**14.1**	mg/L	0.20		1		10/15/15 00:00	7439-89-6	
4500H+ pH, Electrometric	Analytical Method: SM 4500-H+B								
pH at 25 Degrees C	**6.1**	Std. Units	0.10	0.10	1		10/15/15 00:00		H6
4500S2D Sulfide, Total	Analytical Method: SM 4500-S-2 D								
Sulfide, Total	ND	mg/L	0.050	0.012	1		10/06/15 15:06	18496-25-8	
300.0 IC Anions 28 Days	Analytical Method: EPA 300.0								
Chloride	**7.4**	mg/L	1.0	0.50	1		10/10/15 20:11	16887-00-6	
Sulfate	**1.8**	mg/L	1.0	0.24	1		10/10/15 20:11	14808-79-8	
350.1 Ammonia	Analytical Method: EPA 350.1								
Nitrogen, Ammonia	ND	mg/L	0.10	0.046	1		10/13/15 16:26	7664-41-7	M1
353.2 Nitrogen, NO2/NO3 unpres	Analytical Method: EPA 353.2								
Nitrogen, Nitrate	**0.80**	mg/L	0.10	0.014	1		10/06/15 13:03		
Nitrogen, Nitrite	ND	mg/L	0.10	0.023	1		10/06/15 13:03		
Nitrogen, NO2 plus NO3	**0.80**	mg/L	0.10	0.014	1		10/06/15 13:03		
365.4 Total Phosphorus	Analytical Method: EPA 365.4								
Phosphorus as PO4	ND	mg/L	0.31		1		10/15/15 10:42		
Total Carbon Dioxide Calc	Analytical Method: SM 4500-CO2 D								
Carbon Dioxide Calculation	**108**	mg/L	20.0	20.0	1		10/16/15 00:00		
5310C TOC	Analytical Method: SM 5310C								
Total Organic Carbon	**0.64J**	mg/L	1.0	0.46	1		10/09/15 15:56	7440-44-0	

REPORT OF LABORATORY ANALYSIS

This report shall not be reproduced, except in full,
without the written consent of Pace Analytical Services, Inc..

Pace Analytical Services, Inc.
9608 Loiret Blvd.
Lenexa, KS 66219
(913)599-5665

QUALITY CONTROL DATA

Project: FORT SMITH, AR
Pace Project No.: 60204289

QC Batch: GCSV/4447
QC Batch Method: EPA 8015 - Alcohol
Analysis Method: EPA 8015 - Alcohol
Analysis Description: Alcohol by Direct Inject GCFID
Associated Lab Samples: 60204289001

METHOD BLANK: 170625 Matrix: Water
Associated Lab Samples:

Parameter	Units	Blank Result	Reporting Limit	Analyzed	Qualifiers
2-Chloroethanol	ug/L	ND	10000	10/12/15 10:43	

LABORATORY CONTROL SAMPLE: 170626

Parameter	Units	Spike Conc.	LCS Result	LCS % Rec	% Rec Limits	Qualifiers
2-Chloroethanol	ug/L	100000	94100	94	40-140	

MATRIX SPIKE & MATRIX SPIKE DUPLICATE: 170627 170628

Parameter	Units	60204425003 Result	MS Spike Conc.	MSD Spike Conc.	MS Result	MSD Result	MS % Rec	MSD % Rec	% Rec Limits	RPD	Max RPD	Qual
2-Chloroethanol	ug/L	ND	100000	100000	98900	102000	99	102	40-140	3	40	

Results presented on this page are in the units indicated by the "Units" column except where an alternate unit is presented to the right of the result.

REPORT OF LABORATORY ANALYSIS

This report shall not be reproduced, except in full,
without the written consent of Pace Analytical Services, Inc..

Pace Analytical Services, Inc.
9608 Loiret Blvd.
Lenexa, KS 66219
(913)599-5665

QUALITY CONTROL DATA

Project: FORT SMITH, AR
Pace Project No.: 60204289

QC Batch: MPRP/33432
QC Batch Method: EPA 3010
Analysis Method: EPA 6010
Analysis Description: 6010 MET
Associated Lab Samples: 60204289001

METHOD BLANK: 1645321
Matrix: Water
Associated Lab Samples: 60204289001

Parameter	Units	Blank Result	Reporting Limit	Analyzed	Qualifiers
Iron	ug/L	ND	50.0	10/09/15 11:40	
Manganese	ug/L	ND	5.0	10/09/15 11:40	

LABORATORY CONTROL SAMPLE: 1645322

Parameter	Units	Spike Conc.	LCS Result	LCS % Rec	% Rec Limits	Qualifiers
Iron	ug/L	10000	10100	101	80-120	
Manganese	ug/L	1000	967	97	80-120	

MATRIX SPIKE & MATRIX SPIKE DUPLICATE: 1645323 1645324

Parameter	Units	60204287001 Result	MS Spike Conc.	MSD Spike Conc.	MS Result	MSD Result	MS % Rec	MSD % Rec	% Rec Limits	RPD	Max RPD	Qual
Iron	ug/L	0.094 mg/L	10000	10000	9380	9730	93	96	75-125	4	20	
Manganese	ug/L	0.065 mg/L	1000	1000	984	1010	92	94	75-125	2	20	

Results presented on this page are in the units indicated by the "Units" column except where an alternate unit is presented to the right of the result.

REPORT OF LABORATORY ANALYSIS

This report shall not be reproduced, except in full,
without the written consent of Pace Analytical Services, Inc..

Pace Analytical Services, Inc.
9608 Loiret Blvd.
Lenexa, KS 66219
(913)599-5665

QUALITY CONTROL DATA

Project: FORT SMITH, AR
Pace Project No.: 60204289

QC Batch: MSV/72134
QC Batch Method: EPA 5030B/8260
Analysis Method: EPA 5030B/8260
Analysis Description: 8260 MSV Water 10 mL Purge
Associated Lab Samples: 60204289001

METHOD BLANK: 1646422
Matrix: Water
Associated Lab Samples: 60204289001

Parameter	Units	Blank Result	Reporting Limit	Analyzed	Qualifiers
1,1,1-Trichloroethane	ug/L	ND	1.0	10/08/15 15:08	
1,1,2,2-Tetrachloroethane	ug/L	ND	1.0	10/08/15 15:08	
1,1,2-Trichloroethane	ug/L	ND	1.0	10/08/15 15:08	
1,1-Dichloroethane	ug/L	ND	1.0	10/08/15 15:08	
1,1-Dichloroethene	ug/L	ND	1.0	10/08/15 15:08	
1,2-Dichloroethane	ug/L	ND	1.0	10/08/15 15:08	
1,2-Dichloropropane	ug/L	ND	1.0	10/08/15 15:08	
2-Butanone (MEK)	ug/L	ND	10.0	10/08/15 15:08	
2-Hexanone	ug/L	ND	10.0	10/08/15 15:08	
4-Methyl-2-pentanone (MIBK)	ug/L	ND	10.0	10/08/15 15:08	
Acetone	ug/L	ND	10.0	10/08/15 15:08	
Benzene	ug/L	ND	1.0	10/08/15 15:08	
Bromodichloromethane	ug/L	ND	1.0	10/08/15 15:08	
Bromoform	ug/L	ND	1.0	10/08/15 15:08	
Bromomethane	ug/L	ND	5.0	10/08/15 15:08	
Carbon disulfide	ug/L	ND	5.0	10/08/15 15:08	
Carbon tetrachloride	ug/L	ND	1.0	10/08/15 15:08	
Chlorobenzene	ug/L	ND	1.0	10/08/15 15:08	
Chloroethane	ug/L	ND	1.0	10/08/15 15:08	
Chloroform	ug/L	ND	1.0	10/08/15 15:08	
Chloromethane	ug/L	0.11J	1.0	10/08/15 15:08	
cis-1,2-Dichloroethene	ug/L	ND	1.0	10/08/15 15:08	
cis-1,3-Dichloropropene	ug/L	ND	1.0	10/08/15 15:08	
Dibromochloromethane	ug/L	ND	1.0	10/08/15 15:08	
Ethylbenzene	ug/L	ND	1.0	10/08/15 15:08	
Methylene chloride	ug/L	ND	1.0	10/08/15 15:08	
Styrene	ug/L	ND	1.0	10/08/15 15:08	
Tetrachloroethene	ug/L	ND	1.0	10/08/15 15:08	
Toluene	ug/L	ND	1.0	10/08/15 15:08	
trans-1,2-Dichloroethene	ug/L	ND	1.0	10/08/15 15:08	
trans-1,3-Dichloropropene	ug/L	ND	1.0	10/08/15 15:08	
Trichloroethene	ug/L	0.21J	1.0	10/08/15 15:08	
Vinyl chloride	ug/L	ND	1.0	10/08/15 15:08	
Xylene (Total)	ug/L	ND	3.0	10/08/15 15:08	
1,2-Dichloroethane-d4 (S)	%	96	80-120	10/08/15 15:08	
4-Bromofluorobenzene (S)	%	98	80-120	10/08/15 15:08	
Toluene-d8 (S)	%	97	80-120	10/08/15 15:08	

Results presented on this page are in the units indicated by the "Units" column except where an alternate unit is presented to the right of the result.

REPORT OF LABORATORY ANALYSIS

This report shall not be reproduced, except in full,
without the written consent of Pace Analytical Services, Inc..

Pace Analytical Services, Inc.
9608 Loiret Blvd.
Lenexa, KS 66219
(913)599-5665

QUALITY CONTROL DATA

Project: FORT SMITH, AR
Pace Project No.: 60204289

LABORATORY CONTROL SAMPLE: 1646423

Parameter	Units	Spike Conc.	LCS Result	LCS % Rec	% Rec Limits	Qualifiers
1,1,1-Trichloroethane	ug/L	20	19.2	96	80-120	
1,1,2,2-Tetrachloroethane	ug/L	20	18.1	90	73-121	
1,1,2-Trichloroethane	ug/L	20	18.7	94	80-120	
1,1-Dichloroethane	ug/L	20	20.5	103	80-120	
1,1-Dichloroethene	ug/L	20	19.3	96	80-120	
1,2-Dichloroethane	ug/L	20	19.2	96	81-120	
1,2-Dichloropropane	ug/L	20	20.1	101	80-120	
2-Butanone (MEK)	ug/L	100	115	115	67-122	
2-Hexanone	ug/L	100	109	109	75-121	
4-Methyl-2-pentanone (MIBK)	ug/L	100	101	101	76-120	
Acetone	ug/L	100	118	118	72-120	
Benzene	ug/L	20	20.8	104	80-120	
Bromodichloromethane	ug/L	20	19.3	96	80-120	
Bromoform	ug/L	20	19.2	96	73-138	
Bromomethane	ug/L	20	23.9	119	38-137	
Carbon disulfide	ug/L	20	21.5	107	71-129	
Carbon tetrachloride	ug/L	20	19.2	96	67-146	
Chlorobenzene	ug/L	20	19.1	96	80-120	
Chloroethane	ug/L	20	21.3	107	76-120	
Chloroform	ug/L	20	18.7	93	80-120	
Chloromethane	ug/L	20	20.3	102	34-165	
cis-1,2-Dichloroethene	ug/L	20	19.8	99	80-120	
cis-1,3-Dichloropropene	ug/L	20	19.2	96	80-120	
Dibromochloromethane	ug/L	20	20.1	101	80-126	
Ethylbenzene	ug/L	20	19.9	99	80-120	
Methylene chloride	ug/L	20	20.4	102	80-120	
Styrene	ug/L	20	20.4	102	80-123	
Tetrachloroethene	ug/L	20	19.4	97	80-123	
Toluene	ug/L	20	19.3	96	80-120	
trans-1,2-Dichloroethene	ug/L	20	19.6	98	80-120	
trans-1,3-Dichloropropene	ug/L	20	19.5	98	80-129	
Trichloroethene	ug/L	20	18.7	94	80-120	
Vinyl chloride	ug/L	20	20.3	102	62-125	
Xylene (Total)	ug/L	60	58.8	98	80-120	
1,2-Dichloroethane-d4 (S)	%			97	80-120	
4-Bromofluorobenzene (S)	%			99	80-120	
Toluene-d8 (S)	%			100	80-120	

MATRIX SPIKE & MATRIX SPIKE DUPLICATE: 1646424 1646425

Parameter	Units	60204425003 Result	MS Spike Conc.	MSD Spike Conc.	MS Result	MSD Result	MS % Rec	MSD % Rec	% Rec Limits	RPD	Max RPD	Qual
1,1,1-Trichloroethane	ug/L	ND	20	20	21.2	20.8	106	104	88-124	2	9	
1,1,2,2-Tetrachloroethane	ug/L	ND	20	20	18.5	19.1	92	96	78-116	3	13	
1,1,2-Trichloroethane	ug/L	ND	20	20	18.6	18.9	93	94	84-112	2	10	

Results presented on this page are in the units indicated by the "Units" column except where an alternate unit is presented to the right of the result.

REPORT OF LABORATORY ANALYSIS

This report shall not be reproduced, except in full,
without the written consent of Pace Analytical Services, Inc..

Pace Analytical Services, Inc.
9608 Loiret Blvd.
Lenexa, KS 66219
(913)599-5665

QUALITY CONTROL DATA

Project: FORT SMITH, AR
Pace Project No.: 60204289

MATRIX SPIKE & MATRIX SPIKE DUPLICATE: 1646424 1646425

Parameter	Units	60204425003 Result	MS Spike Conc.	MSD Spike Conc.	MS Result	MSD Result	MS % Rec	MSD % Rec	% Rec Limits	RPD	Max RPD	Qual
1,1-Dichloroethane	ug/L	ND	20	20	21.3	21.3	107	107	82-121	0	9	
1,1-Dichloroethene	ug/L	ND	20	20	21.0	21.1	105	105	78-124	0	12	
1,2-Dichloroethane	ug/L	ND	20	20	19.5	19.2	98	96	79-121	2	12	
1,2-Dichloropropane	ug/L	ND	20	20	20.1	20.4	101	102	82-119	1	10	
2-Butanone (MEK)	ug/L	ND	100	100	83.1	83.9	83	84	66-114	1	13	
2-Hexanone	ug/L	ND	100	100	88.2	89.5	88	90	71-116	2	13	
4-Methyl-2-pentanone (MIBK)	ug/L	ND	100	100	104	105	104	105	72-122	1	12	
Acetone	ug/L	ND	100	100	62.7	65.2	61	64	65-113	4	27	M1
Benzene	ug/L	ND	20	20	21.6	21.7	108	109	46-155	0	13	
Bromodichloromethane	ug/L	ND	20	20	19.9	19.8	100	99	77-127	1	10	
Bromoform	ug/L	ND	20	20	19.2	19.5	96	98	70-125	2	11	
Bromomethane	ug/L	ND	20	20	21.5	21.0	107	105	41-140	2	30	
Carbon disulfide	ug/L	0.22J	20	20	23.9	23.6	118	117	68-140	1	10	
Carbon tetrachloride	ug/L	ND	20	20	20.9	20.7	104	103	68-147	1	11	
Chlorobenzene	ug/L	ND	20	20	19.6	20.1	98	100	83-121	3	9	
Chloroethane	ug/L	ND	20	20	28.0	27.2	140	136	69-126	3	19	M1
Chloroform	ug/L	1.3	20	20	20.1	20.5	94	96	86-119	2	9	
Chloromethane	ug/L	ND	20	20	19.8	20.2	99	101	23-168	2	49	
cis-1,2-Dichloroethene	ug/L	0.53J	20	20	20.9	21.0	102	102	85-117	0	10	
cis-1,3-Dichloropropene	ug/L	ND	20	20	19.3	19.6	97	98	74-115	1	12	
Dibromochloromethane	ug/L	ND	20	20	19.5	19.2	97	96	65-134	1	11	
Ethylbenzene	ug/L	ND	20	20	20.5	20.8	102	104	51-148	2	14	
Methylene chloride	ug/L	ND	20	20	20.4	21.3	102	106	75-118	4	11	
Styrene	ug/L	ND	20	20	20.7	21.3	104	106	17-174	3	10	
Tetrachloroethene	ug/L	ND	20	20	20.6	20.7	103	103	78-127	1	9	
Toluene	ug/L	ND	20	20	20.4	20.4	102	102	47-149	0	16	
trans-1,2-Dichloroethene	ug/L	ND	20	20	20.3	20.5	101	102	84-119	1	12	
trans-1,3-Dichloropropene	ug/L	ND	20	20	19.7	19.4	98	97	71-120	1	10	
Trichloroethene	ug/L	4.4	20	20	22.7	23.3	92	95	70-135	3	10	
Vinyl chloride	ug/L	0.14J	20	20	21.2	20.8	105	103	58-130	2	11	
Xylene (Total)	ug/L	ND	60	60	60.1	61.9	100	103	39-158	3	15	
1,2-Dichloroethane-d4 (S)	%						98	96	80-120			
4-Bromofluorobenzene (S)	%						98	97	80-120			
Toluene-d8 (S)	%						97	98	80-120			
Preservation pH		1.0			1.0	1.0				0		

Results presented on this page are in the units indicated by the "Units" column except where an alternate unit is presented to the right of the result.

REPORT OF LABORATORY ANALYSIS

This report shall not be reproduced, except in full,
without the written consent of Pace Analytical Services, Inc..

Pace Analytical Services, Inc.
9608 Loiret Blvd.
Lenexa, KS 66219
(913)599-5665

QUALITY CONTROL DATA

Project: FORT SMITH, AR
Pace Project No.: 60204289

QC Batch: WET/57683
QC Batch Method: SM 2320B
Analysis Method: SM 2320B
Analysis Description: 2320B Alkalinity
Associated Lab Samples: 60204289001

METHOD BLANK: 1647306
Matrix: Water
Associated Lab Samples: 60204289001

Parameter	Units	Blank Result	Reporting Limit	Analyzed	Qualifiers
Alkalinity, Carbonate (CaCO3)	mg/L	ND	20.0	10/09/15 10:35	
Alkalinity, Total as CaCO3	mg/L	ND	20.0	10/09/15 10:35	
Alkalinity,Bicarbonate (CaCO3)	mg/L	ND	20.0	10/09/15 10:35	

LABORATORY CONTROL SAMPLE: 1647307

Parameter	Units	Spike Conc.	LCS Result	LCS % Rec	% Rec Limits	Qualifiers
Alkalinity, Total as CaCO3	mg/L	500	474	95	90-110	

SAMPLE DUPLICATE: 1647309

Parameter	Units	60204425003 Result	Dup Result	RPD	Max RPD	Qualifiers
Alkalinity, Carbonate (CaCO3)	mg/L	ND	ND		10	
Alkalinity, Total as CaCO3	mg/L	52.0	52.9	2	10	
Alkalinity,Bicarbonate (CaCO3)	mg/L	52.0	52.9	2	10	

Results presented on this page are in the units indicated by the "Units" column except where an alternate unit is presented to the right of the result.

REPORT OF LABORATORY ANALYSIS

This report shall not be reproduced, except in full,
without the written consent of Pace Analytical Services, Inc..

Pace Analytical Services, Inc.
9608 Loiret Blvd.
Lenexa, KS 66219
(913)599-5665

QUALITY CONTROL DATA

Project: FORT SMITH, AR
Pace Project No.: 60204289

QC Batch: WET/57615
QC Batch Method: SM 4500-S-2 D
Analysis Method: SM 4500-S-2 D
Analysis Description: 4500S2D Sulfide, Total
Associated Lab Samples: 60204289001

METHOD BLANK: 1645245
Matrix: Water
Associated Lab Samples: 60204289001

Parameter	Units	Blank Result	Reporting Limit	Analyzed	Qualifiers
Sulfide, Total	mg/L	ND	0.050	10/06/15 15:06	

LABORATORY CONTROL SAMPLE: 1645246

Parameter	Units	Spike Conc.	LCS Result	LCS % Rec	% Rec Limits	Qualifiers
Sulfide, Total	mg/L	.5	0.49	97	80-120	

MATRIX SPIKE SAMPLE: 1645247

Parameter	Units	60204289001 Result	Spike Conc.	MS Result	MS % Rec	% Rec Limits	Qualifiers
Sulfide, Total	mg/L	ND	.5	0.43	87	75-125	

SAMPLE DUPLICATE: 1645248

Parameter	Units	60204296001 Result	Dup Result	RPD	Max RPD	Qualifiers
Sulfide, Total	mg/L	ND	ND		20	

SAMPLE DUPLICATE: 1645249

Parameter	Units	60204296009 Result	Dup Result	RPD	Max RPD	Qualifiers
Sulfide, Total	mg/L	ND	ND		20	

Results presented on this page are in the units indicated by the "Units" column except where an alternate unit is presented to the right of the result.

REPORT OF LABORATORY ANALYSIS

This report shall not be reproduced, except in full,
without the written consent of Pace Analytical Services, Inc..

Pace Analytical Services, Inc.
9608 Loiret Blvd.
Lenexa, KS 66219
(913)599-5665

QUALITY CONTROL DATA

Project: FORT SMITH, AR
Pace Project No.: 60204289

QC Batch: WETA/36282
QC Batch Method: EPA 300.0
Analysis Method: EPA 300.0
Analysis Description: 300.0 IC Anions
Associated Lab Samples: 60204289001

METHOD BLANK: 1647186 Matrix: Water
Associated Lab Samples: 60204289001

Parameter	Units	Blank Result	Reporting Limit	Analyzed	Qualifiers
Chloride	mg/L	ND	1.0	10/09/15 09:55	
Sulfate	mg/L	ND	1.0	10/09/15 09:55	

METHOD BLANK: 1648043 Matrix: Water
Associated Lab Samples: 60204289001

Parameter	Units	Blank Result	Reporting Limit	Analyzed	Qualifiers
Chloride	mg/L	ND	1.0	10/10/15 15:33	
Sulfate	mg/L	ND	1.0	10/10/15 15:33	

LABORATORY CONTROL SAMPLE: 1647187

Parameter	Units	Spike Conc.	LCS Result	LCS % Rec	% Rec Limits	Qualifiers
Chloride	mg/L	5	4.6	93	90-110	
Sulfate	mg/L	5	4.8	95	90-110	

LABORATORY CONTROL SAMPLE: 1648044

Parameter	Units	Spike Conc.	LCS Result	LCS % Rec	% Rec Limits	Qualifiers
Chloride	mg/L	5	4.7	94	90-110	
Sulfate	mg/L	5	4.8	95	90-110	

MATRIX SPIKE SAMPLE: 1647188

Parameter	Units	60204521001 Result	Spike Conc.	MS Result	MS % Rec	% Rec Limits	Qualifiers
Chloride	mg/L	1330	500	1790	92	80-120	
Sulfate	mg/L	ND	500	525	92	80-120	

MATRIX SPIKE SAMPLE: 1647189

Parameter	Units	60204550003 Result	Spike Conc.	MS Result	MS % Rec	% Rec Limits	Qualifiers
Chloride	mg/L	<25.0	250	230	83	80-120	
Sulfate	mg/L	759	250	970	84	80-120	

Results presented on this page are in the units indicated by the "Units" column except where an alternate unit is presented to the right of the result.

REPORT OF LABORATORY ANALYSIS

This report shall not be reproduced, except in full,
without the written consent of Pace Analytical Services, Inc..

Pace Analytical Services, Inc.
9608 Loiret Blvd.
Lenexa, KS 66219
(913)599-5665

QUALITY CONTROL DATA

Project: FORT SMITH, AR
Pace Project No.: 60204289

QC Batch: WETA/36341
QC Batch Method: EPA 350.1
Analysis Method: EPA 350.1
Analysis Description: 350.1 Ammonia
Associated Lab Samples: 60204289001

METHOD BLANK: 1649381
Matrix: Water
Associated Lab Samples: 60204289001

Parameter	Units	Blank Result	Reporting Limit	Analyzed	Qualifiers
Nitrogen, Ammonia	mg/L	ND	0.10	10/13/15 16:24	

LABORATORY CONTROL SAMPLE: 1649382

Parameter	Units	Spike Conc.	LCS Result	LCS % Rec	% Rec Limits	Qualifiers
Nitrogen, Ammonia	mg/L	2	2.0	100	90-110	

MATRIX SPIKE SAMPLE: 1649383

Parameter	Units	60204289001 Result	Spike Conc.	MS Result	MS % Rec	% Rec Limits	Qualifiers
Nitrogen, Ammonia	mg/L	ND	2	1.4	70	90-110	M1

MATRIX SPIKE SAMPLE: 1649385

Parameter	Units	60204703001 Result	Spike Conc.	MS Result	MS % Rec	% Rec Limits	Qualifiers
Nitrogen, Ammonia	mg/L	251	200	470	109	90-110	

SAMPLE DUPLICATE: 1649384

Parameter	Units	60204343001 Result	Dup Result	RPD	Max RPD	Qualifiers
Nitrogen, Ammonia	mg/L	ND	0.11		18	

Results presented on this page are in the units indicated by the "Units" column except where an alternate unit is presented to the right of the result.

REPORT OF LABORATORY ANALYSIS

This report shall not be reproduced, except in full,
without the written consent of Pace Analytical Services, Inc..

Pace Analytical Services, Inc.
9608 Loiret Blvd.
Lenexa, KS 66219
(913)599-5665

QUALITY CONTROL DATA

Project: FORT SMITH, AR
Pace Project No.: 60204289

QC Batch: WETA/36227
QC Batch Method: EPA 353.2
Analysis Method: EPA 353.2
Analysis Description: 353.2 Nitrate + Nitrite, Unpres.
Associated Lab Samples: 60204289001

METHOD BLANK: 1644989 Matrix: Water
Associated Lab Samples: 60204289001

Parameter	Units	Blank Result	Reporting Limit	Analyzed	Qualifiers
Nitrogen, Nitrate	mg/L	ND	0.10	10/06/15 12:36	
Nitrogen, Nitrite	mg/L	ND	0.10	10/06/15 12:36	
Nitrogen, NO2 plus NO3	mg/L	ND	0.10	10/06/15 12:36	

LABORATORY CONTROL SAMPLE: 1644990

Parameter	Units	Spike Conc.	LCS Result	LCS % Rec	% Rec Limits	Qualifiers
Nitrogen, Nitrate	mg/L	1.6	1.5	94	85-115	
Nitrogen, Nitrite	mg/L	.4	0.41	102	90-110	
Nitrogen, NO2 plus NO3	mg/L	2	1.9	95	90-110	

MATRIX SPIKE SAMPLE: 1644991

Parameter	Units	60204287003 Result	Spike Conc.	MS Result	MS % Rec	% Rec Limits	Qualifiers
Nitrogen, Nitrate	mg/L	ND	1.6	1.5	95	85-115	
Nitrogen, Nitrite	mg/L	ND	.4	0.41	102	90-110	
Nitrogen, NO2 plus NO3	mg/L	ND	2	1.9	96	90-110	

MATRIX SPIKE SAMPLE: 1644993

Parameter	Units	60204294001 Result	Spike Conc.	MS Result	MS % Rec	% Rec Limits	Qualifiers
Nitrogen, Nitrate	mg/L	24.7	16	37.4	79	85-115	M1
Nitrogen, Nitrite	mg/L	ND	4	4.2	104	90-110	
Nitrogen, NO2 plus NO3	mg/L	24.7	20	41.6	84	90-110	M1

SAMPLE DUPLICATE: 1644992

Parameter	Units	60204288001 Result	Dup Result	RPD	Max RPD	Qualifiers
Nitrogen, Nitrate	mg/L	6.2	6.2	1	20	
Nitrogen, Nitrite	mg/L	ND	ND		20	
Nitrogen, NO2 plus NO3	mg/L	6.2	6.2	1	20	

Results presented on this page are in the units indicated by the "Units" column except where an alternate unit is presented to the right of the result.

REPORT OF LABORATORY ANALYSIS

This report shall not be reproduced, except in full,
without the written consent of Pace Analytical Services, Inc..

Pace Analytical Services, Inc.
9608 Loiret Blvd.
Lenexa, KS 66219
(913)599-5665

QUALITY CONTROL DATA

Project: FORT SMITH, AR
Pace Project No.: 60204289

QC Batch: WETA/36354
QC Batch Method: EPA 365.4
Analysis Method: EPA 365.4
Analysis Description: 365.4 Phosphorus
Associated Lab Samples: 60204289001

METHOD BLANK: 1649686 Matrix: Water
Associated Lab Samples: 60204289001

Parameter	Units	Blank Result	Reporting Limit	Analyzed	Qualifiers
Phosphorus as PO4	mg/L	ND	0.31	10/15/15 10:39	

LABORATORY CONTROL SAMPLE: 1649687

Parameter	Units	Spike Conc.	LCS Result	LCS % Rec	% Rec Limits	Qualifiers
Phosphorus as PO4	mg/L		6.2			

MATRIX SPIKE SAMPLE: 1649688

Parameter	Units	60204289001 Result	Spike Conc.	MS Result	MS % Rec	% Rec Limits	Qualifiers
Phosphorus as PO4	mg/L	ND		6.3			

MATRIX SPIKE SAMPLE: 1649690

Parameter	Units	60204425003 Result	Spike Conc.	MS Result	MS % Rec	% Rec Limits	Qualifiers
Phosphorus as PO4	mg/L	ND		6.1			

SAMPLE DUPLICATE: 1649689

Parameter	Units	60204296001 Result	Dup Result	RPD	Max RPD	Qualifiers
Phosphorus as PO4	mg/L	ND	ND	0		

Results presented on this page are in the units indicated by the "Units" column except where an alternate unit is presented to the right of the result.

REPORT OF LABORATORY ANALYSIS

This report shall not be reproduced, except in full,
without the written consent of Pace Analytical Services, Inc..

Pace Analytical Services, Inc.
9608 Loiret Blvd.
Lenexa, KS 66219
(913)599-5665

QUALITY CONTROL DATA

Project: FORT SMITH, AR
Pace Project No.: 60204289

QC Batch: WETA/36275
QC Batch Method: SM 5310C
Analysis Method: SM 5310C
Analysis Description: 5310C Total Organic Carbon
Associated Lab Samples: 60204289001

METHOD BLANK: 1647036 Matrix: Water
Associated Lab Samples: 60204289001

Parameter	Units	Blank Result	Reporting Limit	Analyzed	Qualifiers
Total Organic Carbon	mg/L	ND	1.0	10/09/15 15:29	

LABORATORY CONTROL SAMPLE: 1647037

Parameter	Units	Spike Conc.	LCS Result	LCS % Rec	% Rec Limits	Qualifiers
Total Organic Carbon	mg/L	5	5.4	108	80-120	

MATRIX SPIKE SAMPLE: 1647038

Parameter	Units	60204289001 Result	Spike Conc.	MS Result	MS % Rec	% Rec Limits	Qualifiers
Total Organic Carbon	mg/L	0.64J	5	5.9	106	80-120	

SAMPLE DUPLICATE: 1647039

Parameter	Units	60204296001 Result	Dup Result	RPD	Max RPD	Qualifiers
Total Organic Carbon	mg/L	ND	ND		25	

Results presented on this page are in the units indicated by the "Units" column except where an alternate unit is presented to the right of the result.

REPORT OF LABORATORY ANALYSIS

This report shall not be reproduced, except in full,
without the written consent of Pace Analytical Services, Inc..

Pace Analytical Services, Inc.
9608 Loiret Blvd.
Lenexa, KS 66219
(913)599-5665

QUALIFIERS

Project: FORT SMITH, AR
Pace Project No.: 60204289

DEFINITIONS

DF - Dilution Factor, if reported, represents the factor applied to the reported data due to dilution of the sample aliquot.

ND - Not Detected at or above adjusted reporting limit.

J - Estimated concentration above the adjusted method detection limit and below the adjusted reporting limit.

MDL - Adjusted Method Detection Limit.

PQL - Practical Quantitation Limit.

RL - Reporting Limit.

S - Surrogate

1,2-Diphenylhydrazine decomposes to and cannot be separated from Azobenzene using Method 8270. The result for each analyte is a combined concentration.

Consistent with EPA guidelines, unrounded data are displayed and have been used to calculate % recovery and RPD values.

LCS(D) - Laboratory Control Sample (Duplicate)

MS(D) - Matrix Spike (Duplicate)

DUP - Sample Duplicate

RPD - Relative Percent Difference

NC - Not Calculable.

SG - Silica Gel - Clean-Up

U - Indicates the compound was analyzed for, but not detected.

N-Nitrosodiphenylamine decomposes and cannot be separated from Diphenylamine using Method 8270. The result reported for each analyte is a combined concentration.

Pace Analytical is TNI accredited. Contact your Pace PM for the current list of accredited analytes.

TNI - The NELAC Institute.

LABORATORIES

PASI-D	Pace Analytical Services - Dallas
PASI-K	Pace Analytical Services - Kansas City

BATCH QUALIFIERS

Batch: WET/57797

[1]	Ferrous iron performed in the field

Batch: WET/57798

[1]	Field pH

ANALYTE QUALIFIERS

B	Analyte was detected in the associated method blank.
H6	Analysis initiated outside of the 15 minute EPA recommended holding time.
M1	Matrix spike recovery exceeded QC limits. Batch accepted based on laboratory control sample (LCS) recovery.

This report shall not be reproduced, except in full,
without the written consent of Pace Analytical Services, Inc..

Pace Analytical Services, Inc.
9608 Loiret Blvd.
Lenexa, KS 66219
(913)599-5665

QUALITY CONTROL DATA CROSS REFERENCE TABLE

Project: FORT SMITH, AR
Pace Project No.: 60204289

Lab ID	Sample ID	QC Batch Method	QC Batch	Analytical Method	Analytical Batch
60204289001	**MW-184-201510**	EPA 8015 - Alcohol	GCSV/4447		
60204289001	**MW-184-201510**	EPA 3010	MPRP/33432	EPA 6010	ICP/24631
60204289001	**MW-184-201510**	EPA 5030B/8260	MSV/72134		
60204289001	**MW-184-201510**	SM 2320B	WET/57683		
60204289001	**MW-184-201510**	SM 3500-Fe B#4	WET/57797		
60204289001	**MW-184-201510**	SM 4500-H+B	WET/57798		
60204289001	**MW-184-201510**	SM 4500-S-2 D	WET/57615		
60204289001	**MW-184-201510**	EPA 300.0	WETA/36282		
60204289001	**MW-184-201510**	EPA 350.1	WETA/36341		
60204289001	**MW-184-201510**	EPA 353.2	WETA/36227		
60204289001	**MW-184-201510**	EPA 365.4	WETA/36354		
60204289001	**MW-184-201510**	SM 4500-CO2 D	WETA/36423		
60204289001	**MW-184-201510**	SM 5310C	WETA/36275		

This report shall not be reproduced, except in full,
without the written consent of Pace Analytical Services, Inc..

Pace Analytical
www.pacelabs.com

Sample Condition Upon Receipt

WO# : 60204289

60204289

Client Name: Environ

Optional
Proj Due Date:
Proj Name:

Courier: FedEx ☐ UPS ☐ VIA ☑ Clay ☐ PEX ☐ ECI ☐ Pace ☐ Other ☐ Client ☐

Tracking #: _____ Pace Shipping Label Used? Yes ☑ No ☐

Custody Seal on Cooler/Box Present: Yes ☑ No ☐ Seals intact: Yes ☑ No ☐

Packing Material: Bubble Wrap ☐ Bubble Bags ☑ Foam ☑ None ☐ Other ☐

Thermometer Used: CF +0.6 T-239 / CF +0.6 T-262 **Type of Ice:** (Wet) Blue None (circle one) ☐ Samples received on ice, cooling process has begun.

Cooler Temperature: 2.5

Temperature should be above freezing to 6°C

Date and initials of person examining contents: SB 10/6/15 0944

Chain of Custody present:	☑Yes ☐No ☐N/A	1.
Chain of Custody filled out:	☑Yes ☐No ☐N/A	2.
Chain of Custody relinquished:	☑Yes ☐No ☐N/A	3.
Sampler name & signature on COC:	☑Yes ☐No ☐N/A	4.
Samples arrived within holding time:	☑Yes ☐No ☐N/A	5.
Short Hold Time analyses (<72hr):	☑Yes ☐No ☐N/A	6. NO_2, NO_3
Rush Turn Around Time requested:	☐Yes ☑No ☐N/A	7.
Sufficient volume:	☑Yes ☐No ☐N/A	8.
Correct containers used:	☑Yes ☐No ☐N/A	
Pace containers used:	☑Yes ☐No ☐N/A	9.
Containers intact:	☑Yes ☐No ☐N/A	10.
Unpreserved 5035A soils frozen w/in 48hrs?	☐Yes ☐No ☑N/A	11.
Filtered volume received for dissolved tests?	☐Yes ☐No ☑N/A	12.
Sample labels match COC: Includes date/time/ID/analyses Y Matrix: WT	☑Yes ☐No ☐N/A	13.
All containers needing preservation have been checked.	☑Yes ☐No ☐N/A	
All containers needing preservation are found to be in compliance with EPA recommendation.	☑Yes ☐No ☐N/A	14.
Exceptions: VOA, Coliform, O&G, WI-DRO (water)	☑Yes ☐No	Initial when completed / Lot # of added preservative
Trip Blank present: Pace Trip Blank lot # (if purchased): _____	☑Yes ☐No ☐N/A	15. Travelled w/ TB04 2015/0 from other Environ project.
Headspace in VOA vials (>6mm):	☐Yes ☑No ☐N/A	16.
Project sampled in USDA Regulated Area:	☐Yes ☐No ☑N/A	17. List State:
Additional labels attached to 5035A vials in the field?	☐Yes ☐No ☑N/A	18.

Client Notification/ Resolution: Copy COC to Client? Y / (N) Field Data Required? Y / (N)

Person Contacted: _____ Date/Time: _____

Comments/ Resolution: _____

Project Manager Review: CDC Date: 10/06/2015

Pace Analytical
www.pacelabs.com

CHAIN-OF-CUSTODY / Analytical Request Document

The Chain-of-Custody is a LEGAL DOCUMENT. All relevant fields must be completed accurately.

Page: 1 of 1

Section A Required Client Information:		Section B Required Project Information:		Section C Invoice Information:	
Company:	Environ	Report To:	Wendy Stonestreet	Attention:	Tammy Gleason
Address:	7500 College Blvd., Ste. 925	Copy To:	Tammy Gleason	Company Name:	Environ
	Overland Park, KS 66210			Address	250 Monroe Ave. NW Grand Rapids
Email To:	wstonestreet@environcorp.com	Purchase Order No.:	NA	Pace Quote Reference:	Michigan, 49503
Phone: 913-553-5926	Fax:	Project Name:	Fort Smith, AR	Pace Project Manager:	Colleen Clyne
Requested Due Date/TAT:		Project Number:		Pace Profile #:	7444, line 1

REGULATORY AGENCY

☐ NPDES ☐ GROUND WATER ☐ DRINKING WATER
☐ UST ☐ RCRA ☑ OTHER ADEQ

Site Location STATE: AR

Section D Required Client Information

Valid Matrix Codes

MATRIX	CODE
DRINKING WATER	DW
WATER	WT
WASTE WATER	WW
PRODUCT	P
SOIL/SOLID	SL
OIL	OL
WIPE	WP
AIR	AR
OTHER	OT
TISSUE	TS

SAMPLE ID (A-Z, 0-9 / ,-) Sample IDs MUST BE UNIQUE

Requested Analysis Filtered (Y/N)

ITEM #	SAMPLE ID	MATRIX CODE (see valid codes to left)	SAMPLE TYPE (G=GRAB C=COMP)	COLLECTED COMPOSITE START DATE	COLLECTED COMPOSITE START TIME	COLLECTED COMPOSITE END/GRAB DATE	COLLECTED COMPOSITE END/GRAB TIME	SAMPLE TEMP AT COLLECTION	# OF CONTAINERS	Unpreserved	H_2SO_4	HNO_3	HCl	NaOH + Zn Acetate	$Na_2S_2O_3$	Methanol	Other	Analysis Test (Y/N)	8260 VOCs	Alkalinity	TOC	Chloride, Sulfate	8015 Chloroethanol (Pace Dallas)	6010-Iron/Mn	Ferric Iron calc. (send field Ferrous)	Ammonia	Nitrate+Nitrite	Total Phosphate (Pace Dallas)	Sulfide	CO2 Calc (Alkalinity +pH)	Residual Chlorine (Y/N)	Pace Project No./ Lab I.D.
1	MW-184-201510 10.0 20.0	WT	G			10/5/15	1317		11	X	X	X	X	X					X	X	X	X	X	X	X	X	X	X	X	X		60204289
2	AG3S 1.5 BP3N 2.0 BP3Z BP3S																															BP3U 3DG9U 3DG9H
3																																
4																																
5																																
6																																
7																																
8																																
9																																
10																																
11																																
12																																

VS

ADDITIONAL COMMENTS	RELINQUISHED BY / AFFILIATION	DATE	TIME	ACCEPTED BY / AFFILIATION	DATE	TIME	SAMPLE CONDITIONS			
Level IV data package required	Victoria Siegler / Ramboll Environ	10/5/15	1800	Bentley Pace	10/6/15	0910	2.5	Y	Y	Y
							Temp in °C	Received on Ice (Y/N)	Custody Sealed Cooler (Y/N)	Samples Intact (Y/N)

SAMPLER NAME AND SIGNATURE

PRINT Name of SAMPLER: Victoria Siegler

SIGNATURE of SAMPLER: Victoria Siegler

DATE Signed (MM/DD/YY): 10/5/15

*Important Note: By signing this form you are accepting Pace's NET 30 day payment terms and agreeing to late charges of 1.5% per month for any invoices not paid within 30 days.

F-ALL-Q-020rev.07, 15-Feb-2007

Chain of Custody

Pace Analytical®
www.pacelabs.com

Workorder: 60204289 **Workorder Name:** FORT SMITH, AR **Owner Received Date:** 10/6/2015 **Results Requested By:** 10/16/2015

Report To	Subcontract To
Colleen Clyne Pace Analytical Services, Inc. 9608 Loiret Blvd. Lenexa, KS 66219 Phone (913)599-5665 Fax (913)599-1759	Pace Analytical Dallas 400 West Bethany Drive Suite 190 Allen, TX 75013 Phone (972)727-1123

						Preserved Containers						Requested Analysis												
Item	Sample ID	Sample Type	Collect Date/Time	Lab ID	Matrix	BP3S	DG9U					8015 Chloroethanol	Total Phosphate											LAB USE ONLY
1	MW-184-201510	PS	10/5/2015 13:17	60204289001	Water	1	3					X	X											
2																								
3																								
4																								
5																								

Transfers	Released By	Date/Time	Received By	Date/Time
1				
2				
3				

Comments

Cooler Temperature on Receipt °C	Custody Seal Y or	Received on Ice Y or	Samples Intact Y or N

****In order to maintain client confidentiality, location/name of the sampling site, sampler's name and signature may not be provided on this COC document.*
This chain of custody is considered complete as is since this information is available in the owner laboratory.

Chain of Custody

Pace Analytical®
www.pacelabs.com

Workorder: 60204289 **Workorder Name:** FORT SMITH, AR **Owner Received Date:** 10/6/2015 **Results Requested By:** 10/16/2015

Report To	Subcontract To
Colleen Clyne Pace Analytical Services, Inc. 9608 Loiret Blvd. Lenexa, KS 66219 Phone (913)599-5665 Fax (913)599-1759	Pace Analytical Dallas 400 West Bethany Drive Suite 190 Allen, TX 75013 Phone (972)727-1123

Item	Sample ID	Sample Type	Collect Date/Time	Lab ID	Matrix	Preserved Containers						Requested Analysis												LAB USE ONLY
						BP3S	DG9U					8015 Chloroethanol	Total Phosphate											
1	MW-184-201510	PS	10/5/2015 13:17	60204289001	Water	1	3					X	X											601
2																								
3																								
4																								
5																								

Transfers	Released By	Date/Time	Received By	Date/Time
1	[signature]	10/6/15 1700		
2				
3				

Comments

Cooler Temperature on Receipt °C	Custody Seal Y or	Received on Ice Y or	Samples Intact Y or N

****In order to maintain client confidentiality, location/name of the sampling site, sampler's name and signature may not be provided on this COC document.*
This chain of custody is considered complete as is since this information is available in the owner laboratory.

WO# : 7532111

7532111

Pace Analytical

Sample Condition Upon Receipt
Dallas

Client Name: Pace Kansas Project Work order: 7532111

Courier: FedEX ☑ UPS ☐ USPS ☐ Client ☐ Courier ☐ LSO ☐ PACE ☐ Other:_____
Tracking#: 6508 8153 6740

Custody Seal on Cooler/Box: Yes ☑ No ☐ **Seals Intact:** Yes ☑ No ☐ NA ☐
Packing Material: Bubble Wrap ☐ Bubble Bags ☑ Foam ☑ None ☐ Other ☐
Thermometer Used: IR-01 Type of Ice: Wet ☑ Blue ☐ None ☐ Sample Received on ice, cooling process has begun ☑
Cooler Temp: 4.6°C (Temp should be above freezing to 6°C)

Chain of Custody Present	Yes ☑ No ☐ NA ☐	1
Chain of Custody filled out	Yes ☑ No ☐ NA ☐	2
Chain of Custody relinquished	Yes ☑ No ☐ NA ☐	3
Sampler name & signature on COC	Yes ☐ No ☑ NA ☐	4
Sample received within HT	Yes ☑ No ☐ NA ☐	5
Short HT analyses (<72 hrs)	Yes ☐ No ☑ NA ☐	6
Rush TAT requested	Yes ☐ No ☑ NA ☐	7
Sufficient Volume received	Yes ☑ No ☐ NA ☐	8
Correct Container used Pace Container used	Yes ☑ No ☐ NA ☐ Yes ☑ No ☐ NA ☐	9
Container Intact	Yes ☑ No ☐ NA ☐	10
Unpreserved 5035A soil frozen within 48 hrs	Yes ☐ No ☐ NA ☑	11
Filtered volume received for Dissolved tests	Yes ☐ No ☐ NA ☑	12
Sample labels match COC Include date/time/ID/analyses Matrix: WATER	Yes ☑ No ☐ NA ☐	13
All containers needing preservation have been checked	Yes ☐ No ☐ NA ☑	14a. Lot# of pH strip:_____ pH checked Yes ☐ No ☐ pH<2 ☐ pH>9 ☐ pH>12 ☐ Lot# of Iodine strip:_____ Lot# of Lead Acetate strip:_____
Do containers require preservation at the lab	Yes ☐ No ☐ NA ☑	14b. Preservation: / Lot#:
All containers needing preservation are found to be in Compliance with EPA recommendation **Exception**: VOA, coliform, O&G	Yes ☐ No ☐ NA ☑ Yes ☑ No ☐	14c.
Are soil samples (volatiles) received in	Bulk ☐ Terracore ☐ EnCore ☐ NA ☑	15.
Trip Blank present Trip Blank Custody Seals Intact Pace Trip Blank Lot# (if purchased):_____	Yes ☐ No ☐ NA ☑ Yes ☐ No ☐ NA ☑	16.
Headspace in VOA (>6mm)	Yes ☐ No ☐ NA ☑	17.
Project sampled in USDA Regulated Area:	Yes ☐ No ☐ NA ☑	18. List State _____

Client Notification/Resolution/Comments:

Person Contacted:_____ Date:_____
Comments/Resolution:_____

Person Examining Contents:_____ Date: 10/9/15

Pace Analytical Services - Dallas

Sample Container Count-

COC PAGE 1 of 1

COC ID# _____

Pace Project # 7532111

Sample Line Item	AG1S	AG1U	AG3S	BG1S	BP1U	BP2N	BP2S	BP2U	BP20	SP5T	VG9H	DG9M	VG9U	VG9W	WGFU	WGKU	BP3C	GN	WG2U	BP3S	DG9U			
1																					3			
2																								
3																								
4																								
5																								
6																								
7																								
8																								
9																								
10																								
11																								
12																								

Container Codes

AF	Air Filter	BP1A	1 liter NaOH, Asc Acid plastic	BP3S	250mL H2SO4 plastic	R	terra core kit
AG1H	1L HCL Amber Glass	BP1N	1 liter HNO3 plastic	BP3U	250mL unpreserved plastic	SP5T	120mL Coliform Na Thiosulfate
AG1S	1L H2SO4 Amber Glass	BP1S	1 liter H2SO4 plastic	BP3Z	250mL NaOH, Zn Ac plastic	SP5U	120mL Coliform unpreserved
AG1T	1L Sodium Thiosulfate Amber	BP1U	1 liter unpreserved plastic	C	Air Cassettes	VG9H	40mL HCL clear vial
AG1U	1L Unpreserved Amber Glass	BP1Z	1 liter NaOH, Zn, Ac	DG9B	40mL Na Bisulfate amber vial	VG9T	40mL Na Thio. clear vial
AG2N	500mL HNO3 amber glass	BP2A	500mL NaOH, Asc Acid plasti	DG9H	40mL HCL amber voa vial	VG9U	40mL unpreserved clear vial
AG2S	500mL H2SO4 amber glass	BP2N	500mL HNO3 plastic	DG9M	40mL MeOH clear vial	VG9W	40mL Unpreserved Tared
AG2U	500mL unpreserved amber glas	BP2O	500mL NaOH plastic	DG9P	40mL TSP amber vial	VSG	Headspace septa vial & HCL
AG3S	250mL H2SO4 glass amber	BP2S	500mL H2SO4 plastic	DG9S	40mL H2SO4 amber vial	WGFU	4oz clear soil jar
AG3U	250mL unpreserved amber glas	BP2U	500mL unpreserved plastic	DG9T	40mL Na Thio amber vial	WGFX	4oz wide jar w/hexane wipe
BG1H	1 liter HCL clear glass	BP2Z	500mL NaOH, Zn Ac	DG9U	40mL unpreserved amber vial	WGKU	8oz wide jar upreserved
BG1S	1 liter H2SO4 clear glass	BP3A	250mL NaOh, Asc Acid plastic	GN	General unpreserved	WG2U	2oz clear jar
BG1T	1 liter Na Thiosulfate clear gla	BP3C	250mL NaOH plastic	I	Wipe/Swab	ZPLC	Ziploc Bag
BG1U	1 liter unpreserved glass	BP3N	250mL HNO3 plastic	JGFU	4oz unpreserved amber wide	Other	Other

Pace Analytical Services, Inc.
9608 Loiret Blvd.
Lenexa, KS 66219
(913)599-5665

October 16, 2015

Wendy Stonestreet
Environ International Corporation
7500 College Blvd Ste 925
Overland Park, KS 66210

RE: Project: FORT SMITH, AR
Pace Project No.: 60204296

Dear Wendy Stonestreet:
Enclosed are the analytical results for sample(s) received by the laboratory on October 06, 2015. The results relate only to the samples included in this report. Results reported herein conform to the most current TNI standards and the laboratory's Quality Assurance Manual, where applicable, unless otherwise noted in the body of the report.

If you have any questions concerning this report, please feel free to contact me.

Sincerely,

Colleen Clyne
colleen.clyne@pacelabs.com
Project Manager

Enclosures

cc: Tamara Gleason, ENVIRON International Corporation

This report shall not be reproduced, except in full,
without the written consent of Pace Analytical Services, Inc..

Pace Analytical Services, Inc.
9608 Loiret Blvd.
Lenexa, KS 66219
(913)599-5665

CERTIFICATIONS

Project: FORT SMITH, AR
Pace Project No.: 60204296

Kansas Certification IDs
9608 Loiret Boulevard, Lenexa, KS 66219
WY STR Certification #: 2456.01
Arkansas Certification #: 15-016-0
Illinois Certification #: 003097
Iowa Certification #: 118
Kansas/NELAP Certification #: E-10116
Louisiana Certification #: 03055
Nevada Certification #: KS000212008A
Oklahoma Certification #: 9205/9935
Texas Certification #: T104704407
Utah Certification #: KS00021

Dallas Certification IDs:
400 West Bethany Dr Suite 190, Allen, TX 75013
EPA# TX00074
Texas Certification #: T104704232-14-8
Kansas Certification #: E-10388
Arkansas Certification #: 88-0647
Oklahoma Certification #: 2014-055
Louisiana Certification #: 02007

This report shall not be reproduced, except in full,
without the written consent of Pace Analytical Services, Inc..

Pace Analytical Services, Inc.
9608 Loiret Blvd.
Lenexa, KS 66219
(913)599-5665

SAMPLE SUMMARY

Project: FORT SMITH, AR
Pace Project No.: 60204296

Lab ID	Sample ID	Matrix	Date Collected	Date Received
60204296001	**MW-187-201510**	Water	10/05/15 14:35	10/06/15 09:10
60204296002	**MW-188-201510**	Water	10/05/15 13:00	10/06/15 09:10
60204296003	**MW-186-201510**	Water	10/05/15 12:30	10/06/15 09:10
60204296004	**MW-185-201510**	Water	10/05/15 15:35	10/06/15 09:10
60204296005	**MW-190-201510**	Water	10/05/15 16:25	10/06/15 09:10
60204296006	**MW-189-201510**	Water	10/05/15 13:50	10/06/15 09:10
60204296007	**MW-182-201510**	Water	10/05/15 15:53	10/06/15 09:10
60204296008	**MW-192-201510**	Water	10/05/15 16:40	10/06/15 09:10
60204296009	**MW-191-201510**	Water	10/05/15 14:40	10/06/15 09:10
60204296010	**TB-01-201510**	Water	10/05/15 08:00	10/06/15 09:10
60204296011	**TB-02-201510**	Water	10/05/15 08:00	10/06/15 09:10
60204296012	**TB-04-201510**	Water	10/05/15 08:00	10/06/15 09:10
60204296013	**EB-01-201510**	Water	10/05/15 17:00	10/06/15 09:10

This report shall not be reproduced, except in full,
without the written consent of Pace Analytical Services, Inc..

Pace Analytical Services, Inc.
9608 Loiret Blvd.
Lenexa, KS 66219
(913)599-5665

SAMPLE ANALYTE COUNT

Project: FORT SMITH, AR
Pace Project No.: 60204296

Lab ID	Sample ID	Method	Analysts	Analytes Reported	Laboratory
60204296001	**MW-187-201510**	EPA 8015 - Alcohol	MS1	1	PASI-D
		EPA 6010	JGP	2	PASI-K
		EPA 5030B/8260	PGH	38	PASI-K
		SM 2320B	LDB	3	PASI-K
		SM 3500-Fe B#4	TJG	1	PASI-K
		SM 4500-H+B	TJG	1	PASI-K
		SM 4500-S-2 D	LDB	1	PASI-K
		EPA 300.0	AJM	2	PASI-K
		EPA 350.1	RAB	1	PASI-K
		EPA 353.2	RAB	3	PASI-K
		EPA 365.4	RAB	1	PASI-K
		SM 4500-CO2 D	TJG	1	PASI-K
		SM 5310C	ESM	1	PASI-K
60204296002	**MW-188-201510**	EPA 8015 - Alcohol	MS1	1	PASI-D
		EPA 6010	JGP	2	PASI-K
		EPA 5030B/8260	PGH	38	PASI-K
		SM 2320B	LDB	3	PASI-K
		SM 3500-Fe B#4	TJG	1	PASI-K
		SM 4500-H+B	TJG	1	PASI-K
		SM 4500-S-2 D	LDB	1	PASI-K
		EPA 300.0	AJM	2	PASI-K
		EPA 350.1	RAB	1	PASI-K
		EPA 353.2	RAB	3	PASI-K
		EPA 365.4	RAB	1	PASI-K
		SM 4500-CO2 D	TJG	1	PASI-K
		SM 5310C	ESM	1	PASI-K
60204296003	**MW-186-201510**	EPA 8015 - Alcohol	MS1	1	PASI-D
		EPA 6010	JGP	2	PASI-K
		EPA 5030B/8260	PGH	38	PASI-K
		SM 2320B	LDB	3	PASI-K
		SM 3500-Fe B#4	TJG	1	PASI-K
		SM 4500-H+B	TJG	1	PASI-K
		SM 4500-S-2 D	LDB	1	PASI-K
		EPA 300.0	AJM	2	PASI-K
		EPA 350.1	RAB	1	PASI-K
		EPA 353.2	RAB	3	PASI-K
		EPA 365.4	RAB	1	PASI-K

This report shall not be reproduced, except in full,
without the written consent of Pace Analytical Services, Inc..

Pace Analytical Services, Inc.
9608 Loiret Blvd.
Lenexa, KS 66219
(913)599-5665

SAMPLE ANALYTE COUNT

Project: FORT SMITH, AR
Pace Project No.: 60204296

Lab ID	Sample ID	Method	Analysts	Analytes Reported	Laboratory
		SM 4500-CO2 D	TJG	1	PASI-K
		SM 5310C	ESM	1	PASI-K
60204296004	**MW-185-201510**	EPA 8015 - Alcohol	MS1	1	PASI-D
		EPA 6010	JGP	2	PASI-K
		EPA 5030B/8260	PGH	38	PASI-K
		SM 2320B	LDB	3	PASI-K
		SM 3500-Fe B#4	TJG	1	PASI-K
		SM 4500-H+B	TJG	1	PASI-K
		SM 4500-S-2 D	LDB	1	PASI-K
		EPA 300.0	AJM	2	PASI-K
		EPA 350.1	RAB	1	PASI-K
		EPA 353.2	RAB	3	PASI-K
		EPA 365.4	RAB	1	PASI-K
		SM 4500-CO2 D	TJG	1	PASI-K
		SM 5310C	ESM	1	PASI-K
60204296005	**MW-190-201510**	EPA 8015 - Alcohol	MS1	1	PASI-D
		EPA 6010	JGP	2	PASI-K
		EPA 5030B/8260	PGH	38	PASI-K
		SM 2320B	LDB	3	PASI-K
		SM 3500-Fe B#4	TJG	1	PASI-K
		SM 4500-H+B	TJG	1	PASI-K
		SM 4500-S-2 D	LDB	1	PASI-K
		EPA 300.0	AJM	2	PASI-K
		EPA 350.1	RAB	1	PASI-K
		EPA 353.2	RAB	3	PASI-K
		EPA 365.4	RAB	1	PASI-K
		SM 4500-CO2 D	TJG	1	PASI-K
		SM 5310C	ESM	1	PASI-K
60204296006	**MW-189-201510**	EPA 8015 - Alcohol	MS1	1	PASI-D
		EPA 6010	JGP	2	PASI-K
		EPA 5030B/8260	PGH	38	PASI-K
		SM 2320B	LDB	3	PASI-K
		SM 3500-Fe B#4	TJG	1	PASI-K
		SM 4500-H+B	TJG	1	PASI-K
		SM 4500-S-2 D	LDB	1	PASI-K
		EPA 300.0	AJM	2	PASI-K
		EPA 350.1	RAB	1	PASI-K

This report shall not be reproduced, except in full,
without the written consent of Pace Analytical Services, Inc..

Pace Analytical Services, Inc.
9608 Loiret Blvd.
Lenexa, KS 66219
(913)599-5665

SAMPLE ANALYTE COUNT

Project: FORT SMITH, AR
Pace Project No.: 60204296

Lab ID	Sample ID	Method	Analysts	Analytes Reported	Laboratory
		EPA 353.2	RAB	3	PASI-K
		EPA 365.4	RAB	1	PASI-K
		SM 4500-CO2 D	TJG	1	PASI-K
		SM 5310C	ESM	1	PASI-K
60204296007	**MW-182-201510**	EPA 8015 - Alcohol	MS1	1	PASI-D
		EPA 6010	JGP	2	PASI-K
		EPA 5030B/8260	PGH	38	PASI-K
		SM 2320B	LDB	3	PASI-K
		SM 3500-Fe B#4	TJG	1	PASI-K
		SM 4500-H+B	TJG	1	PASI-K
		SM 4500-S-2 D	LDB	1	PASI-K
		EPA 300.0	AJM	2	PASI-K
		EPA 350.1	RAB	1	PASI-K
		EPA 353.2	RAB	3	PASI-K
		EPA 365.4	RAB	1	PASI-K
		SM 4500-CO2 D	TJG	1	PASI-K
		SM 5310C	ESM	1	PASI-K
60204296008	**MW-192-201510**	EPA 8015 - Alcohol	MS1	1	PASI-D
		EPA 6010	JGP	2	PASI-K
		EPA 5030B/8260	PGH	38	PASI-K
		SM 2320B	LDB	3	PASI-K
		SM 3500-Fe B#4	TJG	1	PASI-K
		SM 4500-H+B	TJG	1	PASI-K
		SM 4500-S-2 D	LDB	1	PASI-K
		EPA 300.0	AJM	2	PASI-K
		EPA 350.1	RAB	1	PASI-K
		EPA 353.2	RAB	3	PASI-K
		EPA 365.4	RAB	1	PASI-K
		SM 4500-CO2 D	TJG	1	PASI-K
		SM 5310C	ESM	1	PASI-K
60204296009	**MW-191-201510**	EPA 8015 - Alcohol	MS1	1	PASI-D
		EPA 6010	JGP	2	PASI-K
		EPA 5030B/8260	PGH	38	PASI-K
		SM 2320B	LDB	3	PASI-K
		SM 3500-Fe B#4	TJG	1	PASI-K
		SM 4500-H+B	TJG	1	PASI-K
		SM 4500-S-2 D	LDB	1	PASI-K

This report shall not be reproduced, except in full,
without the written consent of Pace Analytical Services, Inc..

Pace Analytical Services, Inc.
9608 Loiret Blvd.
Lenexa, KS 66219
(913)599-5665

SAMPLE ANALYTE COUNT

Project: FORT SMITH, AR
Pace Project No.: 60204296

Lab ID	Sample ID	Method	Analysts	Analytes Reported	Laboratory
		EPA 300.0	AJM	2	PASI-K
		EPA 350.1	RAB	1	PASI-K
		EPA 353.2	RAB	3	PASI-K
		EPA 365.4	RAB	1	PASI-K
		SM 4500-CO2 D	TJG	1	PASI-K
		SM 5310C	ESM	1	PASI-K
60204296010	**TB-01-201510**	EPA 5030B/8260	PGH	38	PASI-K
60204296011	**TB-02-201510**	EPA 5030B/8260	PGH	38	PASI-K
60204296012	**TB-04-201510**	EPA 5030B/8260	PGH	38	PASI-K
60204296013	**EB-01-201510**	EPA 5030B/8260	PGH	38	PASI-K

This report shall not be reproduced, except in full,
without the written consent of Pace Analytical Services, Inc..

Pace Analytical Services, Inc.
9608 Loiret Blvd.
Lenexa, KS 66219
(913)599-5665

PROJECT NARRATIVE

Project: FORT SMITH, AR
Pace Project No.: 60204296

Method: **EPA 8015 - Alcohol**
Description: Alcohol by Direct Inject GCFID
Client: Environ_AR
Date: October 16, 2015

General Information:
9 samples were analyzed for EPA 8015 - Alcohol. All samples were received in acceptable condition with any exceptions noted below or on the chain-of custody and/or the sample condition upon receipt form (SCUR) attached at the end of this report.

Hold Time:
The samples were analyzed within the method required hold times with any exceptions noted below.

Initial Calibrations (including MS Tune as applicable):
All criteria were within method requirements with any exceptions noted below.

Continuing Calibration:
All criteria were within method requirements with any exceptions noted below.

Surrogates:
All surrogates were within QC limits with any exceptions noted below.

Method Blank:
All analytes were below the report limit in the method blank, where applicable, with any exceptions noted below.

Laboratory Control Spike:
All laboratory control spike compounds were within QC limits with any exceptions noted below.

Matrix Spikes:
All percent recoveries and relative percent differences (RPDs) were within acceptance criteria with any exceptions noted below.

Additional Comments:

This report shall not be reproduced, except in full,
without the written consent of Pace Analytical Services, Inc..

Pace Analytical Services, Inc.
9608 Loiret Blvd.
Lenexa, KS 66219
(913)599-5665

PROJECT NARRATIVE

Project: FORT SMITH, AR
Pace Project No.: 60204296

Method: **EPA 6010**
Description: 6010 MET ICP
Client: Environ_AR
Date: October 16, 2015

General Information:
9 samples were analyzed for EPA 6010. All samples were received in acceptable condition with any exceptions noted below or on the chain-of custody and/or the sample condition upon receipt form (SCUR) attached at the end of this report.

Hold Time:
The samples were analyzed within the method required hold times with any exceptions noted below.

Sample Preparation:
The samples were prepared in accordance with EPA 3010 with any exceptions noted below.

Initial Calibrations (including MS Tune as applicable):
All criteria were within method requirements with any exceptions noted below.

Continuing Calibration:
All criteria were within method requirements with any exceptions noted below.

Method Blank:
All analytes were below the report limit in the method blank, where applicable, with any exceptions noted below.

Laboratory Control Spike:
All laboratory control spike compounds were within QC limits with any exceptions noted below.

Matrix Spikes:
All percent recoveries and relative percent differences (RPDs) were within acceptance criteria with any exceptions noted below.

Additional Comments:

This report shall not be reproduced, except in full,
without the written consent of Pace Analytical Services, Inc..

Pace Analytical Services, Inc.
9608 Loiret Blvd.
Lenexa, KS 66219
(913)599-5665

PROJECT NARRATIVE

Project: FORT SMITH, AR
Pace Project No.: 60204296

Method: **EPA 5030B/8260**
Description: 8260 MSV
Client: Environ_AR
Date: October 16, 2015

General Information:
13 samples were analyzed for EPA 5030B/8260. All samples were received in acceptable condition with any exceptions noted below or on the chain-of custody and/or the sample condition upon receipt form (SCUR) attached at the end of this report.

Hold Time:
The samples were analyzed within the method required hold times with any exceptions noted below.

Initial Calibrations (including MS Tune as applicable):
All criteria were within method requirements with any exceptions noted below.

Continuing Calibration:
All criteria were within method requirements with any exceptions noted below.

Internal Standards:
All internal standards were within QC limits with any exceptions noted below.

Surrogates:
All surrogates were within QC limits with any exceptions noted below.

Method Blank:
All analytes were below the report limit in the method blank, where applicable, with any exceptions noted below.

QC Batch: MSV/72111

B: Analyte was detected in the associated method blank.
- BLANK for HBN 403625 [MSV/7211 (Lab ID: 1645608)
  - Chloromethane

QC Batch: MSV/72112

B: Analyte was detected in the associated method blank.
- BLANK for HBN 403626 [MSV/7211 (Lab ID: 1645610)
  - Chloromethane

Laboratory Control Spike:
All laboratory control spike compounds were within QC limits with any exceptions noted below.

QC Batch: MSV/72111

L0: Analyte recovery in the laboratory control sample (LCS) was outside QC limits.
- LCS (Lab ID: 1645609)
  - Acetone

QC Batch: MSV/72112

L0: Analyte recovery in the laboratory control sample (LCS) was outside QC limits.
- LCS (Lab ID: 1645611)
  - Acetone

This report shall not be reproduced, except in full,
without the written consent of Pace Analytical Services, Inc..

Pace Analytical Services, Inc.
9608 Loiret Blvd.
Lenexa, KS 66219
(913)599-5665

PROJECT NARRATIVE

Project: FORT SMITH, AR
Pace Project No.: 60204296

Method: **EPA 5030B/8260**
Description: 8260 MSV
Client: Environ_AR
Date: October 16, 2015

Matrix Spikes:
All percent recoveries and relative percent differences (RPDs) were within acceptance criteria with any exceptions noted below.

QC Batch: MSV/72111

A matrix spike/matrix spike duplicate was not performed due to insufficient sample volume.

QC Batch: MSV/72112

A matrix spike/matrix spike duplicate was not performed due to insufficient sample volume.

Additional Comments:

This report shall not be reproduced, except in full,
without the written consent of Pace Analytical Services, Inc..

Pace Analytical Services, Inc.
9608 Loiret Blvd.
Lenexa, KS 66219
(913)599-5665

PROJECT NARRATIVE

Project: FORT SMITH, AR
Pace Project No.: 60204296

Method: **SM 2320B**
Description: 2320B Alkalinity
Client: Environ_AR
Date: October 16, 2015

General Information:
9 samples were analyzed for SM 2320B. All samples were received in acceptable condition with any exceptions noted below or on the chain-of custody and/or the sample condition upon receipt form (SCUR) attached at the end of this report.

Hold Time:
The samples were analyzed within the method required hold times with any exceptions noted below.

Method Blank:
All analytes were below the report limit in the method blank, where applicable, with any exceptions noted below.

Laboratory Control Spike:
All laboratory control spike compounds were within QC limits with any exceptions noted below.

Matrix Spikes:
All percent recoveries and relative percent differences (RPDs) were within acceptance criteria with any exceptions noted below.

Duplicate Sample:
All duplicate sample results were within method acceptance criteria with any exceptions noted below.

Additional Comments:

This report shall not be reproduced, except in full,
without the written consent of Pace Analytical Services, Inc..

Pace Analytical Services, Inc.
9608 Loiret Blvd.
Lenexa, KS 66219
(913)599-5665

PROJECT NARRATIVE

Project: FORT SMITH, AR
Pace Project No.: 60204296

Method: **SM 3500-Fe B#4**
Description: Iron, Ferric (Calculation)
Client: Environ_AR
Date: October 16, 2015

General Information:
9 samples were analyzed for SM 3500-Fe B#4. All samples were received in acceptable condition with any exceptions noted below or on the chain-of custody and/or the sample condition upon receipt form (SCUR) attached at the end of this report.

Hold Time:
The samples were analyzed within the method required hold times with any exceptions noted below.

Method Blank:
All analytes were below the report limit in the method blank, where applicable, with any exceptions noted below.

Laboratory Control Spike:
All laboratory control spike compounds were within QC limits with any exceptions noted below.

Matrix Spikes:
All percent recoveries and relative percent differences (RPDs) were within acceptance criteria with any exceptions noted below.

Additional Comments:

Batch Comments:

Ferrous iron performed in the field
- QC Batch: WET / 57797
- QC Batch: WET / 57809

This report shall not be reproduced, except in full,
without the written consent of Pace Analytical Services, Inc..

Pace Analytical Services, Inc.
9608 Loiret Blvd.
Lenexa, KS 66219
(913)599-5665

PROJECT NARRATIVE

Project: FORT SMITH, AR
Pace Project No.: 60204296

Method: **SM 4500-H+B**
Description: 4500H+ pH, Electrometric
Client: Environ_AR
Date: October 16, 2015

General Information:
9 samples were analyzed for SM 4500-H+B. All samples were received in acceptable condition with any exceptions noted below or on the chain-of custody and/or the sample condition upon receipt form (SCUR) attached at the end of this report.

Hold Time:
The samples were analyzed within the method required hold times with any exceptions noted below.

H6: Analysis initiated outside of the 15 minute EPA recommended holding time.
- MW-182-201510 (Lab ID: 60204296007)
- MW-185-201510 (Lab ID: 60204296004)
- MW-186-201510 (Lab ID: 60204296003)
- MW-187-201510 (Lab ID: 60204296001)
- MW-188-201510 (Lab ID: 60204296002)
- MW-189-201510 (Lab ID: 60204296006)
- MW-190-201510 (Lab ID: 60204296005)
- MW-191-201510 (Lab ID: 60204296009)
- MW-192-201510 (Lab ID: 60204296008)

Method Blank:
All analytes were below the report limit in the method blank, where applicable, with any exceptions noted below.

Laboratory Control Spike:
All laboratory control spike compounds were within QC limits with any exceptions noted below.

Matrix Spikes:
All percent recoveries and relative percent differences (RPDs) were within acceptance criteria with any exceptions noted below.

Additional Comments:

Batch Comments:

Field pH
- QC Batch: WET / 57798

This report shall not be reproduced, except in full,
without the written consent of Pace Analytical Services, Inc..

Pace Analytical Services, Inc.
9608 Loiret Blvd.
Lenexa, KS 66219
(913)599-5665

PROJECT NARRATIVE

Project: FORT SMITH, AR
Pace Project No.: 60204296

Method: **SM 4500-S-2 D**
Description: 4500S2D Sulfide, Total
Client: Environ_AR
Date: October 16, 2015

General Information:
9 samples were analyzed for SM 4500-S-2 D. All samples were received in acceptable condition with any exceptions noted below or on the chain-of custody and/or the sample condition upon receipt form (SCUR) attached at the end of this report.

Hold Time:
The samples were analyzed within the method required hold times with any exceptions noted below.

Method Blank:
All analytes were below the report limit in the method blank, where applicable, with any exceptions noted below.

Laboratory Control Spike:
All laboratory control spike compounds were within QC limits with any exceptions noted below.

Matrix Spikes:
All percent recoveries and relative percent differences (RPDs) were within acceptance criteria with any exceptions noted below.

Duplicate Sample:
All duplicate sample results were within method acceptance criteria with any exceptions noted below.

Additional Comments:

This report shall not be reproduced, except in full,
without the written consent of Pace Analytical Services, Inc..

Pace Analytical Services, Inc.
9608 Loiret Blvd.
Lenexa, KS 66219
(913)599-5665

PROJECT NARRATIVE

Project: FORT SMITH, AR
Pace Project No.: 60204296

Method: **EPA 300.0**
Description: 300.0 IC Anions 28 Days
Client: Environ_AR
Date: October 16, 2015

General Information:
9 samples were analyzed for EPA 300.0. All samples were received in acceptable condition with any exceptions noted below or on the chain-of custody and/or the sample condition upon receipt form (SCUR) attached at the end of this report.

Hold Time:
The samples were analyzed within the method required hold times with any exceptions noted below.

Initial Calibrations (including MS Tune as applicable):
All criteria were within method requirements with any exceptions noted below.

Continuing Calibration:
All criteria were within method requirements with any exceptions noted below.

Method Blank:
All analytes were below the report limit in the method blank, where applicable, with any exceptions noted below.

Laboratory Control Spike:
All laboratory control spike compounds were within QC limits with any exceptions noted below.

Matrix Spikes:
All percent recoveries and relative percent differences (RPDs) were within acceptance criteria with any exceptions noted below.

Additional Comments:

This report shall not be reproduced, except in full,
without the written consent of Pace Analytical Services, Inc..

Pace Analytical Services, Inc.
9608 Loiret Blvd.
Lenexa, KS 66219
(913)599-5665

PROJECT NARRATIVE

Project: FORT SMITH, AR
Pace Project No.: 60204296

Method: **EPA 350.1**
Description: 350.1 Ammonia
Client: Environ_AR
Date: October 16, 2015

General Information:
9 samples were analyzed for EPA 350.1. All samples were received in acceptable condition with any exceptions noted below or on the chain-of custody and/or the sample condition upon receipt form (SCUR) attached at the end of this report.

Hold Time:
The samples were analyzed within the method required hold times with any exceptions noted below.

Initial Calibrations (including MS Tune as applicable):
All criteria were within method requirements with any exceptions noted below.

Continuing Calibration:
All criteria were within method requirements with any exceptions noted below.

Method Blank:
All analytes were below the report limit in the method blank, where applicable, with any exceptions noted below.

Laboratory Control Spike:
All laboratory control spike compounds were within QC limits with any exceptions noted below.

Matrix Spikes:
All percent recoveries and relative percent differences (RPDs) were within acceptance criteria with any exceptions noted below.

QC Batch: WETA/36341

A matrix spike and/or matrix spike duplicate (MS/MSD) were performed on the following sample(s): 60204289001,60204703001

M1: Matrix spike recovery exceeded QC limits. Batch accepted based on laboratory control sample (LCS) recovery.

- MS (Lab ID: 1649383)
  - Nitrogen, Ammonia

Duplicate Sample:
All duplicate sample results were within method acceptance criteria with any exceptions noted below.

Additional Comments:

This report shall not be reproduced, except in full,
without the written consent of Pace Analytical Services, Inc..

Pace Analytical Services, Inc.
9608 Loiret Blvd.
Lenexa, KS 66219
(913)599-5665

PROJECT NARRATIVE

Project: FORT SMITH, AR
Pace Project No.: 60204296

Method: **EPA 353.2**
Description: 353.2 Nitrogen, NO2/NO3 unpres
Client: Environ_AR
Date: October 16, 2015

General Information:
9 samples were analyzed for EPA 353.2. All samples were received in acceptable condition with any exceptions noted below or on the chain-of custody and/or the sample condition upon receipt form (SCUR) attached at the end of this report.

Hold Time:
The samples were analyzed within the method required hold times with any exceptions noted below.

Initial Calibrations (including MS Tune as applicable):
All criteria were within method requirements with any exceptions noted below.

Continuing Calibration:
All criteria were within method requirements with any exceptions noted below.

Method Blank:
All analytes were below the report limit in the method blank, where applicable, with any exceptions noted below.

Laboratory Control Spike:
All laboratory control spike compounds were within QC limits with any exceptions noted below.

Matrix Spikes:
All percent recoveries and relative percent differences (RPDs) were within acceptance criteria with any exceptions noted below.

QC Batch: WETA/36227

A matrix spike and/or matrix spike duplicate (MS/MSD) were performed on the following sample(s): 60204287003,60204294001

M1: Matrix spike recovery exceeded QC limits. Batch accepted based on laboratory control sample (LCS) recovery.

- MS (Lab ID: 1644993)
  - Nitrogen, NO2 plus NO3
  - Nitrogen, Nitrate

Duplicate Sample:
All duplicate sample results were within method acceptance criteria with any exceptions noted below.

Additional Comments:

This report shall not be reproduced, except in full,
without the written consent of Pace Analytical Services, Inc..

Pace Analytical Services, Inc.
9608 Loiret Blvd.
Lenexa, KS 66219
(913)599-5665

PROJECT NARRATIVE

Project: FORT SMITH, AR
Pace Project No.: 60204296

Method: **EPA 365.4**
Description: 365.4 Total Phosphorus
Client: Environ_AR
Date: October 16, 2015

General Information:
9 samples were analyzed for EPA 365.4. All samples were received in acceptable condition with any exceptions noted below or on the chain-of custody and/or the sample condition upon receipt form (SCUR) attached at the end of this report.

Hold Time:
The samples were analyzed within the method required hold times with any exceptions noted below.

Initial Calibrations (including MS Tune as applicable):
All criteria were within method requirements with any exceptions noted below.

Continuing Calibration:
All criteria were within method requirements with any exceptions noted below.

Method Blank:
All analytes were below the report limit in the method blank, where applicable, with any exceptions noted below.

Laboratory Control Spike:
All laboratory control spike compounds were within QC limits with any exceptions noted below.

Matrix Spikes:
All percent recoveries and relative percent differences (RPDs) were within acceptance criteria with any exceptions noted below.

Duplicate Sample:
All duplicate sample results were within method acceptance criteria with any exceptions noted below.

Additional Comments:

This report shall not be reproduced, except in full,
without the written consent of Pace Analytical Services, Inc..

Pace Analytical Services, Inc.
9608 Loiret Blvd.
Lenexa, KS 66219
(913)599-5665

PROJECT NARRATIVE

Project: FORT SMITH, AR
Pace Project No.: 60204296

Method: **SM 4500-CO2 D**
Description: Total Carbon Dioxide Calc
Client: Environ_AR
Date: October 16, 2015

General Information:
9 samples were analyzed for SM 4500-CO2 D. All samples were received in acceptable condition with any exceptions noted below or on the chain-of custody and/or the sample condition upon receipt form (SCUR) attached at the end of this report.

Hold Time:
The samples were analyzed within the method required hold times with any exceptions noted below.

Initial Calibrations (including MS Tune as applicable):
All criteria were within method requirements with any exceptions noted below.

Continuing Calibration:
All criteria were within method requirements with any exceptions noted below.

Method Blank:
All analytes were below the report limit in the method blank, where applicable, with any exceptions noted below.

Laboratory Control Spike:
All laboratory control spike compounds were within QC limits with any exceptions noted below.

Matrix Spikes:
All percent recoveries and relative percent differences (RPDs) were within acceptance criteria with any exceptions noted below.

Additional Comments:

This report shall not be reproduced, except in full,
without the written consent of Pace Analytical Services, Inc..

Pace Analytical Services, Inc.
9608 Loiret Blvd.
Lenexa, KS 66219
(913)599-5665

PROJECT NARRATIVE

Project: FORT SMITH, AR
Pace Project No.: 60204296

Method: **SM 5310C**
Description: 5310C TOC
Client: Environ_AR
Date: October 16, 2015

General Information:
9 samples were analyzed for SM 5310C. All samples were received in acceptable condition with any exceptions noted below or on the chain-of custody and/or the sample condition upon receipt form (SCUR) attached at the end of this report.

Hold Time:
The samples were analyzed within the method required hold times with any exceptions noted below.

Initial Calibrations (including MS Tune as applicable):
All criteria were within method requirements with any exceptions noted below.

Continuing Calibration:
All criteria were within method requirements with any exceptions noted below.

Method Blank:
All analytes were below the report limit in the method blank, where applicable, with any exceptions noted below.

Laboratory Control Spike:
All laboratory control spike compounds were within QC limits with any exceptions noted below.

Matrix Spikes:
All percent recoveries and relative percent differences (RPDs) were within acceptance criteria with any exceptions noted below.

Duplicate Sample:
All duplicate sample results were within method acceptance criteria with any exceptions noted below.

Additional Comments:

This data package has been reviewed for quality and completeness and is approved for release.

This report shall not be reproduced, except in full,
without the written consent of Pace Analytical Services, Inc..

Pace Analytical Services, Inc.
9608 Loiret Blvd.
Lenexa, KS 66219
(913)599-5665

ANALYTICAL RESULTS

Project: FORT SMITH, AR
Pace Project No.: 60204296

Sample: MW-187-201510 **Lab ID: 60204296001** Collected: 10/05/15 14:35 Received: 10/06/15 09:10 Matrix: Water

Parameters	Results	Units	Report Limit	MDL	DF	Prepared	Analyzed	CAS No.	Qual
Alcohol by Direct Inject GCFID	Analytical Method: EPA 8015 - Alcohol								
2-Chloroethanol	ND	ug/L	10000	1980	1		10/12/15 11:46	107-07-3	
6010 MET ICP	Analytical Method: EPA 6010 Preparation Method: EPA 3010								
Iron	**6290**	ug/L	50.0	9.0	1	10/06/15 15:50	10/09/15 12:11	7439-89-6	
Manganese	**703**	ug/L	5.0	2.4	1	10/06/15 15:50	10/09/15 12:11	7439-96-5	
8260 MSV	Analytical Method: EPA 5030B/8260								
Acetone	ND	ug/L	10.0	1.9	1		10/07/15 23:28	67-64-1	L3
Benzene	ND	ug/L	1.0	0.060	1		10/07/15 23:28	71-43-2	
Bromodichloromethane	ND	ug/L	1.0	0.19	1		10/07/15 23:28	75-27-4	
Bromoform	ND	ug/L	1.0	0.070	1		10/07/15 23:28	75-25-2	
Bromomethane	**1.2J**	ug/L	5.0	0.16	1		10/07/15 23:28	74-83-9	
2-Butanone (MEK)	ND	ug/L	10.0	0.59	1		10/07/15 23:28	78-93-3	
Carbon disulfide	ND	ug/L	5.0	0.12	1		10/07/15 23:28	75-15-0	
Carbon tetrachloride	ND	ug/L	1.0	0.18	1		10/07/15 23:28	56-23-5	
Chlorobenzene	ND	ug/L	1.0	0.21	1		10/07/15 23:28	108-90-7	
Chloroethane	ND	ug/L	1.0	0.15	1		10/07/15 23:28	75-00-3	
Chloroform	**0.58J**	ug/L	1.0	0.14	1		10/07/15 23:28	67-66-3	
Chloromethane	**0.40J**	ug/L	1.0	0.080	1		10/07/15 23:28	74-87-3	B
Dibromochloromethane	ND	ug/L	1.0	0.21	1		10/07/15 23:28	124-48-1	
1,1-Dichloroethane	ND	ug/L	1.0	0.050	1		10/07/15 23:28	75-34-3	
1,2-Dichloroethane	ND	ug/L	1.0	0.12	1		10/07/15 23:28	107-06-2	
1,1-Dichloroethene	ND	ug/L	1.0	0.20	1		10/07/15 23:28	75-35-4	
cis-1,2-Dichloroethene	**0.21J**	ug/L	1.0	0.080	1		10/07/15 23:28	156-59-2	
trans-1,2-Dichloroethene	ND	ug/L	1.0	0.20	1		10/07/15 23:28	156-60-5	
1,2-Dichloropropane	ND	ug/L	1.0	0.16	1		10/07/15 23:28	78-87-5	
cis-1,3-Dichloropropene	ND	ug/L	1.0	0.14	1		10/07/15 23:28	10061-01-5	
trans-1,3-Dichloropropene	ND	ug/L	1.0	0.12	1		10/07/15 23:28	10061-02-6	
Ethylbenzene	ND	ug/L	1.0	0.18	1		10/07/15 23:28	100-41-4	
2-Hexanone	ND	ug/L	10.0	1.2	1		10/07/15 23:28	591-78-6	
Methylene chloride	ND	ug/L	1.0	0.15	1		10/07/15 23:28	75-09-2	
4-Methyl-2-pentanone (MIBK)	ND	ug/L	10.0	0.42	1		10/07/15 23:28	108-10-1	
Styrene	ND	ug/L	1.0	0.12	1		10/07/15 23:28	100-42-5	
1,1,2,2-Tetrachloroethane	ND	ug/L	1.0	0.15	1		10/07/15 23:28	79-34-5	
Tetrachloroethene	ND	ug/L	1.0	0.10	1		10/07/15 23:28	127-18-4	
Toluene	ND	ug/L	1.0	0.17	1		10/07/15 23:28	108-88-3	
1,1,1-Trichloroethane	ND	ug/L	1.0	0.11	1		10/07/15 23:28	71-55-6	
1,1,2-Trichloroethane	ND	ug/L	1.0	0.20	1		10/07/15 23:28	79-00-5	
Trichloroethene	ND	ug/L	1.0	0.17	1		10/08/15 16:49	79-01-6	
Vinyl chloride	ND	ug/L	1.0	0.13	1		10/07/15 23:28	75-01-4	
Xylene (Total)	ND	ug/L	3.0	0.42	1		10/07/15 23:28	1330-20-7	
Surrogates									
4-Bromofluorobenzene (S)	97	%	80-120		1		10/07/15 23:28	460-00-4	
1,2-Dichloroethane-d4 (S)	97	%	80-120		1		10/07/15 23:28	17060-07-0	
Toluene-d8 (S)	99	%	80-120		1		10/07/15 23:28	2037-26-5	
Preservation pH	**1.0**		0.10	0.10	1		10/07/15 23:28		

REPORT OF LABORATORY ANALYSIS

This report shall not be reproduced, except in full,
without the written consent of Pace Analytical Services, Inc..

Pace Analytical Services, Inc.
9608 Loiret Blvd.
Lenexa, KS 66219
(913)599-5665

ANALYTICAL RESULTS

Project: FORT SMITH, AR
Pace Project No.: 60204296

Sample: MW-187-201510 **Lab ID: 60204296001** Collected: 10/05/15 14:35 Received: 10/06/15 09:10 Matrix: Water

Parameters	Results	Units	Report Limit	MDL	DF	Prepared	Analyzed	CAS No.	Qual
2320B Alkalinity	Analytical Method: SM 2320B								
Alkalinity,Bicarbonate (CaCO3)	**96.1**	mg/L	20.0	2.0	1		10/09/15 11:04		
Alkalinity, Carbonate (CaCO3)	ND	mg/L	20.0	2.0	1		10/09/15 11:04		
Alkalinity, Total as CaCO3	**96.1**	mg/L	20.0	2.0	1		10/09/15 11:04		
Iron, Ferric (Calculation)	Analytical Method: SM 3500-Fe B#4								
Iron, Ferric	**6.0**	mg/L	0.20		1		10/15/15 00:00	7439-89-6	
4500H+ pH, Electrometric	Analytical Method: SM 4500-H+B								
pH at 25 Degrees C	**6.2**	Std. Units	0.10	0.10	1		10/15/15 19:00		H6
4500S2D Sulfide, Total	Analytical Method: SM 4500-S-2 D								
Sulfide, Total	ND	mg/L	0.050	0.012	1		10/06/15 15:07	18496-25-8	
300.0 IC Anions 28 Days	Analytical Method: EPA 300.0								
Chloride	**93.6**	mg/L	10.0	5.0	10		10/11/15 16:57	16887-00-6	
Sulfate	**33.1**	mg/L	2.0	0.47	2		10/11/15 16:42	14808-79-8	
350.1 Ammonia	Analytical Method: EPA 350.1								
Nitrogen, Ammonia	**0.11**	mg/L	0.10	0.046	1		10/13/15 16:28	7664-41-7	
353.2 Nitrogen, NO2/NO3 unpres	Analytical Method: EPA 353.2								
Nitrogen, Nitrate	**2.3**	mg/L	0.10	0.014	1		10/06/15 13:04		
Nitrogen, Nitrite	**0.12**	mg/L	0.10	0.023	1		10/06/15 13:04		
Nitrogen, NO2 plus NO3	**2.4**	mg/L	0.10	0.014	1		10/06/15 13:04		
365.4 Total Phosphorus	Analytical Method: EPA 365.4								
Phosphorus as PO4	ND	mg/L	0.31		1		10/15/15 10:44		
Total Carbon Dioxide Calc	Analytical Method: SM 4500-CO2 D								
Carbon Dioxide Calculation	**203**	mg/L	20.0	20.0	1		10/15/15 00:00		
5310C TOC	Analytical Method: SM 5310C								
Total Organic Carbon	ND	mg/L	1.0	0.46	1		10/09/15 16:22	7440-44-0	

REPORT OF LABORATORY ANALYSIS

This report shall not be reproduced, except in full,
without the written consent of Pace Analytical Services, Inc..

Pace Analytical Services, Inc.
9608 Loiret Blvd.
Lenexa, KS 66219
(913)599-5665

ANALYTICAL RESULTS

Project: FORT SMITH, AR
Pace Project No.: 60204296

Sample: MW-188-201510 **Lab ID: 60204296002** Collected: 10/05/15 13:00 Received: 10/06/15 09:10 Matrix: Water

Parameters	Results	Units	Report Limit	MDL	DF	Prepared	Analyzed	CAS No.	Qual
Alcohol by Direct Inject GCFID	Analytical Method: EPA 8015 - Alcohol								
2-Chloroethanol	ND	ug/L	10000	1980	1		10/12/15 11:57	107-07-3	
6010 MET ICP	Analytical Method: EPA 6010 Preparation Method: EPA 3010								
Iron	**2260**	ug/L	50.0	9.0	1	10/06/15 15:50	10/09/15 12:22	7439-89-6	
Manganese	**239**	ug/L	5.0	2.4	1	10/06/15 15:50	10/09/15 12:22	7439-96-5	
8260 MSV	Analytical Method: EPA 5030B/8260								
Acetone	ND	ug/L	10.0	1.9	1		10/07/15 23:42	67-64-1	L3
Benzene	ND	ug/L	1.0	0.060	1		10/07/15 23:42	71-43-2	
Bromodichloromethane	ND	ug/L	1.0	0.19	1		10/07/15 23:42	75-27-4	
Bromoform	ND	ug/L	1.0	0.070	1		10/07/15 23:42	75-25-2	
Bromomethane	ND	ug/L	5.0	0.16	1		10/07/15 23:42	74-83-9	
2-Butanone (MEK)	ND	ug/L	10.0	0.59	1		10/07/15 23:42	78-93-3	
Carbon disulfide	ND	ug/L	5.0	0.12	1		10/07/15 23:42	75-15-0	
Carbon tetrachloride	ND	ug/L	1.0	0.18	1		10/07/15 23:42	56-23-5	
Chlorobenzene	ND	ug/L	1.0	0.21	1		10/07/15 23:42	108-90-7	
Chloroethane	ND	ug/L	1.0	0.15	1		10/07/15 23:42	75-00-3	
Chloroform	ND	ug/L	1.0	0.14	1		10/07/15 23:42	67-66-3	
Chloromethane	**0.24J**	ug/L	1.0	0.080	1		10/07/15 23:42	74-87-3	B
Dibromochloromethane	ND	ug/L	1.0	0.21	1		10/07/15 23:42	124-48-1	
1,1-Dichloroethane	ND	ug/L	1.0	0.050	1		10/07/15 23:42	75-34-3	
1,2-Dichloroethane	ND	ug/L	1.0	0.12	1		10/07/15 23:42	107-06-2	
1,1-Dichloroethene	ND	ug/L	1.0	0.20	1		10/07/15 23:42	75-35-4	
cis-1,2-Dichloroethene	ND	ug/L	1.0	0.080	1		10/07/15 23:42	156-59-2	
trans-1,2-Dichloroethene	ND	ug/L	1.0	0.20	1		10/07/15 23:42	156-60-5	
1,2-Dichloropropane	ND	ug/L	1.0	0.16	1		10/07/15 23:42	78-87-5	
cis-1,3-Dichloropropene	ND	ug/L	1.0	0.14	1		10/07/15 23:42	10061-01-5	
trans-1,3-Dichloropropene	ND	ug/L	1.0	0.12	1		10/07/15 23:42	10061-02-6	
Ethylbenzene	ND	ug/L	1.0	0.18	1		10/07/15 23:42	100-41-4	
2-Hexanone	ND	ug/L	10.0	1.2	1		10/07/15 23:42	591-78-6	
Methylene chloride	ND	ug/L	1.0	0.15	1		10/07/15 23:42	75-09-2	
4-Methyl-2-pentanone (MIBK)	ND	ug/L	10.0	0.42	1		10/07/15 23:42	108-10-1	
Styrene	ND	ug/L	1.0	0.12	1		10/07/15 23:42	100-42-5	
1,1,2,2-Tetrachloroethane	ND	ug/L	1.0	0.15	1		10/07/15 23:42	79-34-5	
Tetrachloroethene	ND	ug/L	1.0	0.10	1		10/07/15 23:42	127-18-4	
Toluene	ND	ug/L	1.0	0.17	1		10/07/15 23:42	108-88-3	
1,1,1-Trichloroethane	ND	ug/L	1.0	0.11	1		10/07/15 23:42	71-55-6	
1,1,2-Trichloroethane	ND	ug/L	1.0	0.20	1		10/07/15 23:42	79-00-5	
Trichloroethene	ND	ug/L	1.0	0.17	1		10/07/15 23:42	79-01-6	
Vinyl chloride	ND	ug/L	1.0	0.13	1		10/07/15 23:42	75-01-4	
Xylene (Total)	ND	ug/L	3.0	0.42	1		10/07/15 23:42	1330-20-7	
Surrogates									
4-Bromofluorobenzene (S)	98	%	80-120		1		10/07/15 23:42	460-00-4	
1,2-Dichloroethane-d4 (S)	98	%	80-120		1		10/07/15 23:42	17060-07-0	
Toluene-d8 (S)	102	%	80-120		1		10/07/15 23:42	2037-26-5	
Preservation pH	**1.0**		0.10	0.10	1		10/07/15 23:42		

REPORT OF LABORATORY ANALYSIS

This report shall not be reproduced, except in full,
without the written consent of Pace Analytical Services, Inc..

Pace Analytical Services, Inc.
9608 Loiret Blvd.
Lenexa, KS 66219
(913)599-5665

ANALYTICAL RESULTS

Project: FORT SMITH, AR
Pace Project No.: 60204296

Sample: MW-188-201510 **Lab ID: 60204296002** Collected: 10/05/15 13:00 Received: 10/06/15 09:10 Matrix: Water

Parameters	Results	Units	Report Limit	MDL	DF	Prepared	Analyzed	CAS No.	Qual
2320B Alkalinity	Analytical Method: SM 2320B								
Alkalinity,Bicarbonate (CaCO3)	**107**	mg/L	20.0	2.0	1		10/09/15 11:08		
Alkalinity, Carbonate (CaCO3)	ND	mg/L	20.0	2.0	1		10/09/15 11:08		
Alkalinity, Total as CaCO3	**107**	mg/L	20.0	2.0	1		10/09/15 11:08		
Iron, Ferric (Calculation)	Analytical Method: SM 3500-Fe B#4								
Iron, Ferric	**2.2**	mg/L	0.20		1		10/15/15 00:00	7439-89-6	
4500H+ pH, Electrometric	Analytical Method: SM 4500-H+B								
pH at 25 Degrees C	**6.4**	Std. Units	0.10	0.10	1		10/05/15 19:00		H6
4500S2D Sulfide, Total	Analytical Method: SM 4500-S-2 D								
Sulfide, Total	ND	mg/L	0.050	0.012	1		10/06/15 15:07	18496-25-8	
300.0 IC Anions 28 Days	Analytical Method: EPA 300.0								
Chloride	**131**	mg/L	20.0	10.0	20		10/09/15 21:59	16887-00-6	
Sulfate	**21.8**	mg/L	2.0	0.47	2		10/10/15 20:57	14808-79-8	
350.1 Ammonia	Analytical Method: EPA 350.1								
Nitrogen, Ammonia	ND	mg/L	0.10	0.046	1		10/13/15 16:29	7664-41-7	
353.2 Nitrogen, NO2/NO3 unpres	Analytical Method: EPA 353.2								
Nitrogen, Nitrate	**3.2**	mg/L	0.10	0.014	1		10/06/15 13:07		
Nitrogen, Nitrite	ND	mg/L	0.10	0.023	1		10/06/15 13:07		
Nitrogen, NO2 plus NO3	**3.2**	mg/L	0.10	0.014	1		10/06/15 13:07		
365.4 Total Phosphorus	Analytical Method: EPA 365.4								
Phosphorus as PO4	ND	mg/L	0.31		1		10/15/15 10:46		
Total Carbon Dioxide Calc	Analytical Method: SM 4500-CO2 D								
Carbon Dioxide Calculation	**186**	mg/L	20.0	20.0	1		10/15/15 00:00		
5310C TOC	Analytical Method: SM 5310C								
Total Organic Carbon	ND	mg/L	1.0	0.46	1		10/09/15 16:48	7440-44-0	

REPORT OF LABORATORY ANALYSIS

This report shall not be reproduced, except in full,
without the written consent of Pace Analytical Services, Inc..

Pace Analytical Services, Inc.
9608 Loiret Blvd.
Lenexa, KS 66219
(913)599-5665

ANALYTICAL RESULTS

Project: FORT SMITH, AR
Pace Project No.: 60204296

Sample: MW-186-201510 **Lab ID: 60204296003** Collected: 10/05/15 12:30 Received: 10/06/15 09:10 Matrix: Water

Parameters	Results	Units	Report Limit	MDL	DF	Prepared	Analyzed	CAS No.	Qual
Alcohol by Direct Inject GCFID	Analytical Method: EPA 8015 - Alcohol								
2-Chloroethanol	ND	ug/L	10000	1980	1		10/12/15 12:08	107-07-3	
6010 MET ICP	Analytical Method: EPA 6010 Preparation Method: EPA 3010								
Iron	**65.5**	ug/L	50.0	9.0	1	10/06/15 15:50	10/09/15 12:25	7439-89-6	
Manganese	**228**	ug/L	5.0	2.4	1	10/06/15 15:50	10/09/15 12:25	7439-96-5	
8260 MSV	Analytical Method: EPA 5030B/8260								
Acetone	ND	ug/L	10.0	1.9	1		10/07/15 21:46	67-64-1	L3
Benzene	ND	ug/L	1.0	0.060	1		10/07/15 21:46	71-43-2	
Bromodichloromethane	ND	ug/L	1.0	0.19	1		10/07/15 21:46	75-27-4	
Bromoform	ND	ug/L	1.0	0.070	1		10/07/15 21:46	75-25-2	
Bromomethane	ND	ug/L	5.0	0.16	1		10/07/15 21:46	74-83-9	
2-Butanone (MEK)	ND	ug/L	10.0	0.59	1		10/07/15 21:46	78-93-3	
Carbon disulfide	ND	ug/L	5.0	0.12	1		10/07/15 21:46	75-15-0	
Carbon tetrachloride	ND	ug/L	1.0	0.18	1		10/07/15 21:46	56-23-5	
Chlorobenzene	ND	ug/L	1.0	0.21	1		10/07/15 21:46	108-90-7	
Chloroethane	ND	ug/L	1.0	0.15	1		10/07/15 21:46	75-00-3	
Chloroform	**0.21J**	ug/L	1.0	0.14	1		10/07/15 21:46	67-66-3	
Chloromethane	**0.29J**	ug/L	1.0	0.080	1		10/07/15 21:46	74-87-3	B
Dibromochloromethane	ND	ug/L	1.0	0.21	1		10/07/15 21:46	124-48-1	
1,1-Dichloroethane	**0.53J**	ug/L	1.0	0.050	1		10/07/15 21:46	75-34-3	
1,2-Dichloroethane	ND	ug/L	1.0	0.12	1		10/07/15 21:46	107-06-2	
1,1-Dichloroethene	**0.26J**	ug/L	1.0	0.20	1		10/07/15 21:46	75-35-4	
cis-1,2-Dichloroethene	**2.4**	ug/L	1.0	0.080	1		10/07/15 21:46	156-59-2	
trans-1,2-Dichloroethene	ND	ug/L	1.0	0.20	1		10/07/15 21:46	156-60-5	
1,2-Dichloropropane	ND	ug/L	1.0	0.16	1		10/07/15 21:46	78-87-5	
cis-1,3-Dichloropropene	ND	ug/L	1.0	0.14	1		10/07/15 21:46	10061-01-5	
trans-1,3-Dichloropropene	ND	ug/L	1.0	0.12	1		10/07/15 21:46	10061-02-6	
Ethylbenzene	ND	ug/L	1.0	0.18	1		10/07/15 21:46	100-41-4	
2-Hexanone	ND	ug/L	10.0	1.2	1		10/07/15 21:46	591-78-6	
Methylene chloride	ND	ug/L	1.0	0.15	1		10/07/15 21:46	75-09-2	
4-Methyl-2-pentanone (MIBK)	ND	ug/L	10.0	0.42	1		10/07/15 21:46	108-10-1	
Styrene	ND	ug/L	1.0	0.12	1		10/07/15 21:46	100-42-5	
1,1,2,2-Tetrachloroethane	ND	ug/L	1.0	0.15	1		10/07/15 21:46	79-34-5	
Tetrachloroethene	ND	ug/L	1.0	0.10	1		10/07/15 21:46	127-18-4	
Toluene	ND	ug/L	1.0	0.17	1		10/07/15 21:46	108-88-3	
1,1,1-Trichloroethane	ND	ug/L	1.0	0.11	1		10/07/15 21:46	71-55-6	
1,1,2-Trichloroethane	ND	ug/L	1.0	0.20	1		10/07/15 21:46	79-00-5	
Trichloroethene	**1.2**	ug/L	1.0	0.17	1		10/07/15 21:46	79-01-6	
Vinyl chloride	ND	ug/L	1.0	0.13	1		10/07/15 21:46	75-01-4	
Xylene (Total)	ND	ug/L	3.0	0.42	1		10/07/15 21:46	1330-20-7	
Surrogates									
4-Bromofluorobenzene (S)	97	%	80-120		1		10/07/15 21:46	460-00-4	
1,2-Dichloroethane-d4 (S)	100	%	80-120		1		10/07/15 21:46	17060-07-0	
Toluene-d8 (S)	101	%	80-120		1		10/07/15 21:46	2037-26-5	
Preservation pH	**1.0**		0.10	0.10	1		10/07/15 21:46		

REPORT OF LABORATORY ANALYSIS

This report shall not be reproduced, except in full,
without the written consent of Pace Analytical Services, Inc..

Pace Analytical Services, Inc.
9608 Loiret Blvd.
Lenexa, KS 66219
(913)599-5665

ANALYTICAL RESULTS

Project: FORT SMITH, AR
Pace Project No.: 60204296

Sample: MW-186-201510 **Lab ID: 60204296003** Collected: 10/05/15 12:30 Received: 10/06/15 09:10 Matrix: Water

Parameters	Results	Units	Report Limit	MDL	DF	Prepared	Analyzed	CAS No.	Qual
2320B Alkalinity	Analytical Method: SM 2320B								
Alkalinity,Bicarbonate (CaCO3)	**81.9**	mg/L	20.0	2.0	1		10/09/15 11:20		
Alkalinity, Carbonate (CaCO3)	ND	mg/L	20.0	2.0	1		10/09/15 11:20		
Alkalinity, Total as CaCO3	**81.9**	mg/L	20.0	2.0	1		10/09/15 11:20		
Iron, Ferric (Calculation)	Analytical Method: SM 3500-Fe B#4								
Iron, Ferric	ND	mg/L	0.20		1		10/15/15 00:00	7439-89-6	
4500H+ pH, Electrometric	Analytical Method: SM 4500-H+B								
pH at 25 Degrees C	**6.0**	Std. Units	0.10	0.10	1		10/05/15 19:00		H6
4500S2D Sulfide, Total	Analytical Method: SM 4500-S-2 D								
Sulfide, Total	ND	mg/L	0.050	0.012	1		10/06/15 15:08	18496-25-8	
300.0 IC Anions 28 Days	Analytical Method: EPA 300.0								
Chloride	**81.3**	mg/L	10.0	5.0	10		10/11/15 17:12	16887-00-6	
Sulfate	**102**	mg/L	10.0	2.4	10		10/11/15 17:12	14808-79-8	
350.1 Ammonia	Analytical Method: EPA 350.1								
Nitrogen, Ammonia	ND	mg/L	0.10	0.046	1		10/13/15 16:31	7664-41-7	
353.2 Nitrogen, NO2/NO3 unpres	Analytical Method: EPA 353.2								
Nitrogen, Nitrate	**9.3**	mg/L	0.50	0.070	5		10/06/15 13:08		
Nitrogen, Nitrite	ND	mg/L	0.50	0.12	5		10/06/15 13:08		
Nitrogen, NO2 plus NO3	**9.3**	mg/L	0.50	0.070	5		10/06/15 13:08		
365.4 Total Phosphorus	Analytical Method: EPA 365.4								
Phosphorus as PO4	ND	mg/L	0.31		1		10/15/15 10:47		
Total Carbon Dioxide Calc	Analytical Method: SM 4500-CO2 D								
Carbon Dioxide Calculation	**218**	mg/L	20.0	20.0	1		10/15/15 00:00		
5310C TOC	Analytical Method: SM 5310C								
Total Organic Carbon	**0.52J**	mg/L	1.0	0.46	1		10/09/15 17:01	7440-44-0	

REPORT OF LABORATORY ANALYSIS

This report shall not be reproduced, except in full,
without the written consent of Pace Analytical Services, Inc..

Pace Analytical Services, Inc.
9608 Loiret Blvd.
Lenexa, KS 66219
(913)599-5665

ANALYTICAL RESULTS

Project: FORT SMITH, AR
Pace Project No.: 60204296

Sample: MW-185-201510 **Lab ID: 60204296004** Collected: 10/05/15 15:35 Received: 10/06/15 09:10 Matrix: Water

Parameters	Results	Units	Report Limit	MDL	DF	Prepared	Analyzed	CAS No.	Qual
Alcohol by Direct Inject GCFID	Analytical Method: EPA 8015 - Alcohol								
2-Chloroethanol	ND	ug/L	10000	1980	1		10/12/15 12:20	107-07-3	
6010 MET ICP	Analytical Method: EPA 6010 Preparation Method: EPA 3010								
Iron	**7480**	ug/L	50.0	9.0	1	10/06/15 15:50	10/09/15 12:29	7439-89-6	
Manganese	**151**	ug/L	5.0	2.4	1	10/06/15 15:50	10/09/15 12:29	7439-96-5	
8260 MSV	Analytical Method: EPA 5030B/8260								
Acetone	ND	ug/L	10.0	1.9	1		10/07/15 22:01	67-64-1	L3
Benzene	ND	ug/L	1.0	0.060	1		10/07/15 22:01	71-43-2	
Bromodichloromethane	ND	ug/L	1.0	0.19	1		10/07/15 22:01	75-27-4	
Bromoform	ND	ug/L	1.0	0.070	1		10/07/15 22:01	75-25-2	
Bromomethane	ND	ug/L	5.0	0.16	1		10/07/15 22:01	74-83-9	
2-Butanone (MEK)	ND	ug/L	10.0	0.59	1		10/07/15 22:01	78-93-3	
Carbon disulfide	ND	ug/L	5.0	0.12	1		10/07/15 22:01	75-15-0	
Carbon tetrachloride	ND	ug/L	1.0	0.18	1		10/07/15 22:01	56-23-5	
Chlorobenzene	ND	ug/L	1.0	0.21	1		10/07/15 22:01	108-90-7	
Chloroethane	ND	ug/L	1.0	0.15	1		10/07/15 22:01	75-00-3	
Chloroform	ND	ug/L	1.0	0.14	1		10/07/15 22:01	67-66-3	
Chloromethane	**0.33J**	ug/L	1.0	0.080	1		10/07/15 22:01	74-87-3	B
Dibromochloromethane	ND	ug/L	1.0	0.21	1		10/07/15 22:01	124-48-1	
1,1-Dichloroethane	ND	ug/L	1.0	0.050	1		10/07/15 22:01	75-34-3	
1,2-Dichloroethane	ND	ug/L	1.0	0.12	1		10/07/15 22:01	107-06-2	
1,1-Dichloroethene	ND	ug/L	1.0	0.20	1		10/07/15 22:01	75-35-4	
cis-1,2-Dichloroethene	ND	ug/L	1.0	0.080	1		10/07/15 22:01	156-59-2	
trans-1,2-Dichloroethene	ND	ug/L	1.0	0.20	1		10/07/15 22:01	156-60-5	
1,2-Dichloropropane	ND	ug/L	1.0	0.16	1		10/07/15 22:01	78-87-5	
cis-1,3-Dichloropropene	ND	ug/L	1.0	0.14	1		10/07/15 22:01	10061-01-5	
trans-1,3-Dichloropropene	ND	ug/L	1.0	0.12	1		10/07/15 22:01	10061-02-6	
Ethylbenzene	ND	ug/L	1.0	0.18	1		10/07/15 22:01	100-41-4	
2-Hexanone	ND	ug/L	10.0	1.2	1		10/07/15 22:01	591-78-6	
Methylene chloride	ND	ug/L	1.0	0.15	1		10/07/15 22:01	75-09-2	
4-Methyl-2-pentanone (MIBK)	ND	ug/L	10.0	0.42	1		10/07/15 22:01	108-10-1	
Styrene	ND	ug/L	1.0	0.12	1		10/07/15 22:01	100-42-5	
1,1,2,2-Tetrachloroethane	ND	ug/L	1.0	0.15	1		10/07/15 22:01	79-34-5	
Tetrachloroethene	ND	ug/L	1.0	0.10	1		10/07/15 22:01	127-18-4	
Toluene	ND	ug/L	1.0	0.17	1		10/07/15 22:01	108-88-3	
1,1,1-Trichloroethane	ND	ug/L	1.0	0.11	1		10/07/15 22:01	71-55-6	
1,1,2-Trichloroethane	ND	ug/L	1.0	0.20	1		10/07/15 22:01	79-00-5	
Trichloroethene	ND	ug/L	1.0	0.17	1		10/07/15 22:01	79-01-6	
Vinyl chloride	ND	ug/L	1.0	0.13	1		10/07/15 22:01	75-01-4	
Xylene (Total)	ND	ug/L	3.0	0.42	1		10/07/15 22:01	1330-20-7	
Surrogates									
4-Bromofluorobenzene (S)	96	%	80-120		1		10/07/15 22:01	460-00-4	
1,2-Dichloroethane-d4 (S)	97	%	80-120		1		10/07/15 22:01	17060-07-0	
Toluene-d8 (S)	101	%	80-120		1		10/07/15 22:01	2037-26-5	
Preservation pH	**1.0**		0.10	0.10	1		10/07/15 22:01		

REPORT OF LABORATORY ANALYSIS

This report shall not be reproduced, except in full,
without the written consent of Pace Analytical Services, Inc..

Pace Analytical Services, Inc.
9608 Loiret Blvd.
Lenexa, KS 66219
(913)599-5665

ANALYTICAL RESULTS

Project: FORT SMITH, AR
Pace Project No.: 60204296

Sample: MW-185-201510 **Lab ID: 60204296004** Collected: 10/05/15 15:35 Received: 10/06/15 09:10 Matrix: Water

Parameters	Results	Units	Report Limit	MDL	DF	Prepared	Analyzed	CAS No.	Qual
2320B Alkalinity	Analytical Method: SM 2320B								
Alkalinity,Bicarbonate (CaCO3)	**59.0**	mg/L	20.0	2.0	1		10/09/15 11:24		
Alkalinity, Carbonate (CaCO3)	ND	mg/L	20.0	2.0	1		10/09/15 11:24		
Alkalinity, Total as CaCO3	**59.0**	mg/L	20.0	2.0	1		10/09/15 11:24		
Iron, Ferric (Calculation)	Analytical Method: SM 3500-Fe B#4								
Iron, Ferric	**7.4**	mg/L	0.20		1		10/15/15 00:00	7439-89-6	
4500H+ pH, Electrometric	Analytical Method: SM 4500-H+B								
pH at 25 Degrees C	**6.4**	Std. Units	0.10	0.10	1		10/15/15 19:00		H6
4500S2D Sulfide, Total	Analytical Method: SM 4500-S-2 D								
Sulfide, Total	ND	mg/L	0.050	0.012	1		10/06/15 15:08	18496-25-8	
300.0 IC Anions 28 Days	Analytical Method: EPA 300.0								
Chloride	**6.3**	mg/L	1.0	0.50	1		10/10/15 21:58	16887-00-6	
Sulfate	**8.0**	mg/L	1.0	0.24	1		10/10/15 21:58	14808-79-8	
350.1 Ammonia	Analytical Method: EPA 350.1								
Nitrogen, Ammonia	ND	mg/L	0.10	0.046	1		10/13/15 16:32	7664-41-7	
353.2 Nitrogen, NO2/NO3 unpres	Analytical Method: EPA 353.2								
Nitrogen, Nitrate	**0.74**	mg/L	0.10	0.014	1		10/06/15 13:09		
Nitrogen, Nitrite	ND	mg/L	0.10	0.023	1		10/06/15 13:09		
Nitrogen, NO2 plus NO3	**0.74**	mg/L	0.10	0.014	1		10/06/15 13:09		
365.4 Total Phosphorus	Analytical Method: EPA 365.4								
Phosphorus as PO4	ND	mg/L	0.31		1		10/15/15 10:51		
Total Carbon Dioxide Calc	Analytical Method: SM 4500-CO2 D								
Carbon Dioxide Calculation	**95.7**	mg/L	20.0	20.0	1		10/15/15 00:00		
5310C TOC	Analytical Method: SM 5310C								
Total Organic Carbon	ND	mg/L	1.0	0.46	1		10/09/15 17:14	7440-44-0	

REPORT OF LABORATORY ANALYSIS

This report shall not be reproduced, except in full,
without the written consent of Pace Analytical Services, Inc..

Pace Analytical Services, Inc.
9608 Loiret Blvd.
Lenexa, KS 66219
(913)599-5665

ANALYTICAL RESULTS

Project: FORT SMITH, AR
Pace Project No.: 60204296

Sample: MW-190-201510 **Lab ID: 60204296005** Collected: 10/05/15 16:25 Received: 10/06/15 09:10 Matrix: Water

Parameters	Results	Units	Report Limit	MDL	DF	Prepared	Analyzed	CAS No.	Qual
Alcohol by Direct Inject GCFID	Analytical Method: EPA 8015 - Alcohol								
2-Chloroethanol	ND	ug/L	10000	1980	1		10/12/15 12:31	107-07-3	
6010 MET ICP	Analytical Method: EPA 6010 Preparation Method: EPA 3010								
Iron	**4010**	ug/L	50.0	9.0	1	10/06/15 15:50	10/09/15 12:32	7439-89-6	
Manganese	**193**	ug/L	5.0	2.4	1	10/06/15 15:50	10/09/15 12:32	7439-96-5	
8260 MSV	Analytical Method: EPA 5030B/8260								
Acetone	**2.3J**	ug/L	10.0	1.9	1		10/07/15 22:15	67-64-1	L1
Benzene	**0.68J**	ug/L	1.0	0.060	1		10/07/15 22:15	71-43-2	
Bromodichloromethane	ND	ug/L	1.0	0.19	1		10/07/15 22:15	75-27-4	
Bromoform	ND	ug/L	1.0	0.070	1		10/07/15 22:15	75-25-2	
Bromomethane	ND	ug/L	5.0	0.16	1		10/07/15 22:15	74-83-9	
2-Butanone (MEK)	ND	ug/L	10.0	0.59	1		10/07/15 22:15	78-93-3	
Carbon disulfide	ND	ug/L	5.0	0.12	1		10/07/15 22:15	75-15-0	
Carbon tetrachloride	ND	ug/L	1.0	0.18	1		10/07/15 22:15	56-23-5	
Chlorobenzene	ND	ug/L	1.0	0.21	1		10/07/15 22:15	108-90-7	
Chloroethane	ND	ug/L	1.0	0.15	1		10/07/15 22:15	75-00-3	
Chloroform	**0.15J**	ug/L	1.0	0.14	1		10/07/15 22:15	67-66-3	
Chloromethane	**0.23J**	ug/L	1.0	0.080	1		10/07/15 22:15	74-87-3	B
Dibromochloromethane	ND	ug/L	1.0	0.21	1		10/07/15 22:15	124-48-1	
1,1-Dichloroethane	ND	ug/L	1.0	0.050	1		10/07/15 22:15	75-34-3	
1,2-Dichloroethane	ND	ug/L	1.0	0.12	1		10/07/15 22:15	107-06-2	
1,1-Dichloroethene	ND	ug/L	1.0	0.20	1		10/07/15 22:15	75-35-4	
cis-1,2-Dichloroethene	ND	ug/L	1.0	0.080	1		10/07/15 22:15	156-59-2	
trans-1,2-Dichloroethene	ND	ug/L	1.0	0.20	1		10/07/15 22:15	156-60-5	
1,2-Dichloropropane	ND	ug/L	1.0	0.16	1		10/07/15 22:15	78-87-5	
cis-1,3-Dichloropropene	ND	ug/L	1.0	0.14	1		10/07/15 22:15	10061-01-5	
trans-1,3-Dichloropropene	ND	ug/L	1.0	0.12	1		10/07/15 22:15	10061-02-6	
Ethylbenzene	ND	ug/L	1.0	0.18	1		10/07/15 22:15	100-41-4	
2-Hexanone	ND	ug/L	10.0	1.2	1		10/07/15 22:15	591-78-6	
Methylene chloride	ND	ug/L	1.0	0.15	1		10/07/15 22:15	75-09-2	
4-Methyl-2-pentanone (MIBK)	ND	ug/L	10.0	0.42	1		10/07/15 22:15	108-10-1	
Styrene	ND	ug/L	1.0	0.12	1		10/07/15 22:15	100-42-5	
1,1,2,2-Tetrachloroethane	ND	ug/L	1.0	0.15	1		10/07/15 22:15	79-34-5	
Tetrachloroethene	ND	ug/L	1.0	0.10	1		10/07/15 22:15	127-18-4	
Toluene	ND	ug/L	1.0	0.17	1		10/07/15 22:15	108-88-3	
1,1,1-Trichloroethane	ND	ug/L	1.0	0.11	1		10/07/15 22:15	71-55-6	
1,1,2-Trichloroethane	ND	ug/L	1.0	0.20	1		10/07/15 22:15	79-00-5	
Trichloroethene	ND	ug/L	1.0	0.17	1		10/07/15 22:15	79-01-6	
Vinyl chloride	ND	ug/L	1.0	0.13	1		10/07/15 22:15	75-01-4	
Xylene (Total)	ND	ug/L	3.0	0.42	1		10/07/15 22:15	1330-20-7	
Surrogates									
4-Bromofluorobenzene (S)	98	%	80-120		1		10/07/15 22:15	460-00-4	
1,2-Dichloroethane-d4 (S)	96	%	80-120		1		10/07/15 22:15	17060-07-0	
Toluene-d8 (S)	102	%	80-120		1		10/07/15 22:15	2037-26-5	
Preservation pH	**1.0**		0.10	0.10	1		10/07/15 22:15		

REPORT OF LABORATORY ANALYSIS

This report shall not be reproduced, except in full,
without the written consent of Pace Analytical Services, Inc..

Pace Analytical Services, Inc.
9608 Loiret Blvd.
Lenexa, KS 66219
(913)599-5665

ANALYTICAL RESULTS

Project: FORT SMITH, AR
Pace Project No.: 60204296

Sample: MW-190-201510 **Lab ID: 60204296005** Collected: 10/05/15 16:25 Received: 10/06/15 09:10 Matrix: Water

Parameters	Results	Units	Report Limit	MDL	DF	Prepared	Analyzed	CAS No.	Qual
2320B Alkalinity	Analytical Method: SM 2320B								
Alkalinity,Bicarbonate (CaCO3)	**88.0**	mg/L	20.0	2.0	1		10/09/15 11:28		
Alkalinity, Carbonate (CaCO3)	ND	mg/L	20.0	2.0	1		10/09/15 11:28		
Alkalinity, Total as CaCO3	**88.0**	mg/L	20.0	2.0	1		10/09/15 11:28		
Iron, Ferric (Calculation)	Analytical Method: SM 3500-Fe B#4								
Iron, Ferric	**0.81**	mg/L	0.20		1		10/15/15 00:00	7439-89-6	
4500H+ pH, Electrometric	Analytical Method: SM 4500-H+B								
pH at 25 Degrees C	**6.5**	Std. Units	0.10	0.10	1		10/15/15 19:00		H6
4500S2D Sulfide, Total	Analytical Method: SM 4500-S-2 D								
Sulfide, Total	ND	mg/L	0.050	0.012	1		10/06/15 15:08	18496-25-8	
300.0 IC Anions 28 Days	Analytical Method: EPA 300.0								
Chloride	**22.1**	mg/L	5.0	2.5	5		10/10/15 03:29	16887-00-6	
Sulfate	**7.0**	mg/L	1.0	0.24	1		10/10/15 03:13	14808-79-8	
350.1 Ammonia	Analytical Method: EPA 350.1								
Nitrogen, Ammonia	**0.070J**	mg/L	0.10	0.046	1		10/13/15 16:35	7664-41-7	
353.2 Nitrogen, NO2/NO3 unpres	Analytical Method: EPA 353.2								
Nitrogen, Nitrate	**1.4**	mg/L	0.10	0.014	1		10/06/15 13:09		
Nitrogen, Nitrite	ND	mg/L	0.10	0.023	1		10/06/15 13:09		
Nitrogen, NO2 plus NO3	**1.4**	mg/L	0.10	0.014	1		10/06/15 13:09		
365.4 Total Phosphorus	Analytical Method: EPA 365.4								
Phosphorus as PO4	ND	mg/L	0.31		1		10/15/15 10:52		
Total Carbon Dioxide Calc	Analytical Method: SM 4500-CO2 D								
Carbon Dioxide Calculation	**137**	mg/L	20.0	20.0	1		10/15/15 00:00		
5310C TOC	Analytical Method: SM 5310C								
Total Organic Carbon	**0.53J**	mg/L	1.0	0.46	1		10/09/15 17:27	7440-44-0	

REPORT OF LABORATORY ANALYSIS

This report shall not be reproduced, except in full,
without the written consent of Pace Analytical Services, Inc..

Pace Analytical Services, Inc.
9608 Loiret Blvd.
Lenexa, KS 66219
(913)599-5665

ANALYTICAL RESULTS

Project: FORT SMITH, AR
Pace Project No.: 60204296

Sample: MW-189-201510 **Lab ID: 60204296006** Collected: 10/05/15 13:50 Received: 10/06/15 09:10 Matrix: Water

Parameters	Results	Units	Report Limit	MDL	DF	Prepared	Analyzed	CAS No.	Qual
Alcohol by Direct Inject GCFID	Analytical Method: EPA 8015 - Alcohol								
2-Chloroethanol	ND	ug/L	10000	1980	1		10/12/15 12:42	107-07-3	
6010 MET ICP	Analytical Method: EPA 6010 Preparation Method: EPA 3010								
Iron	**1420**	ug/L	50.0	9.0	1	10/06/15 15:50	10/09/15 12:36	7439-89-6	
Manganese	**270**	ug/L	5.0	2.4	1	10/06/15 15:50	10/09/15 12:36	7439-96-5	
8260 MSV	Analytical Method: EPA 5030B/8260								
Acetone	ND	ug/L	10.0	1.9	1		10/07/15 22:30	67-64-1	L3
Benzene	ND	ug/L	1.0	0.060	1		10/07/15 22:30	71-43-2	
Bromodichloromethane	ND	ug/L	1.0	0.19	1		10/07/15 22:30	75-27-4	
Bromoform	ND	ug/L	1.0	0.070	1		10/07/15 22:30	75-25-2	
Bromomethane	ND	ug/L	5.0	0.16	1		10/07/15 22:30	74-83-9	
2-Butanone (MEK)	ND	ug/L	10.0	0.59	1		10/07/15 22:30	78-93-3	
Carbon disulfide	**0.14J**	ug/L	5.0	0.12	1		10/07/15 22:30	75-15-0	
Carbon tetrachloride	ND	ug/L	1.0	0.18	1		10/07/15 22:30	56-23-5	
Chlorobenzene	ND	ug/L	1.0	0.21	1		10/07/15 22:30	108-90-7	
Chloroethane	ND	ug/L	1.0	0.15	1		10/07/15 22:30	75-00-3	
Chloroform	**0.37J**	ug/L	1.0	0.14	1		10/07/15 22:30	67-66-3	
Chloromethane	ND	ug/L	1.0	0.080	1		10/07/15 22:30	74-87-3	
Dibromochloromethane	ND	ug/L	1.0	0.21	1		10/07/15 22:30	124-48-1	
1,1-Dichloroethane	**0.35J**	ug/L	1.0	0.050	1		10/07/15 22:30	75-34-3	
1,2-Dichloroethane	ND	ug/L	1.0	0.12	1		10/07/15 22:30	107-06-2	
1,1-Dichloroethene	**0.95J**	ug/L	1.0	0.20	1		10/07/15 22:30	75-35-4	
cis-1,2-Dichloroethene	**4.5**	ug/L	1.0	0.080	1		10/07/15 22:30	156-59-2	
trans-1,2-Dichloroethene	ND	ug/L	1.0	0.20	1		10/07/15 22:30	156-60-5	
1,2-Dichloropropane	ND	ug/L	1.0	0.16	1		10/07/15 22:30	78-87-5	
cis-1,3-Dichloropropene	ND	ug/L	1.0	0.14	1		10/07/15 22:30	10061-01-5	
trans-1,3-Dichloropropene	ND	ug/L	1.0	0.12	1		10/07/15 22:30	10061-02-6	
Ethylbenzene	ND	ug/L	1.0	0.18	1		10/07/15 22:30	100-41-4	
2-Hexanone	ND	ug/L	10.0	1.2	1		10/07/15 22:30	591-78-6	
Methylene chloride	ND	ug/L	1.0	0.15	1		10/07/15 22:30	75-09-2	
4-Methyl-2-pentanone (MIBK)	ND	ug/L	10.0	0.42	1		10/07/15 22:30	108-10-1	
Styrene	ND	ug/L	1.0	0.12	1		10/07/15 22:30	100-42-5	
1,1,2,2-Tetrachloroethane	ND	ug/L	1.0	0.15	1		10/07/15 22:30	79-34-5	
Tetrachloroethene	ND	ug/L	1.0	0.10	1		10/07/15 22:30	127-18-4	
Toluene	ND	ug/L	1.0	0.17	1		10/07/15 22:30	108-88-3	
1,1,1-Trichloroethane	ND	ug/L	1.0	0.11	1		10/07/15 22:30	71-55-6	
1,1,2-Trichloroethane	ND	ug/L	1.0	0.20	1		10/07/15 22:30	79-00-5	
Trichloroethene	**4.1**	ug/L	1.0	0.17	1		10/07/15 22:30	79-01-6	
Vinyl chloride	**0.14J**	ug/L	1.0	0.13	1		10/07/15 22:30	75-01-4	
Xylene (Total)	ND	ug/L	3.0	0.42	1		10/07/15 22:30	1330-20-7	
Surrogates									
4-Bromofluorobenzene (S)	98	%	80-120		1		10/07/15 22:30	460-00-4	
1,2-Dichloroethane-d4 (S)	98	%	80-120		1		10/07/15 22:30	17060-07-0	
Toluene-d8 (S)	102	%	80-120		1		10/07/15 22:30	2037-26-5	
Preservation pH	**1.0**		0.10	0.10	1		10/07/15 22:30		

REPORT OF LABORATORY ANALYSIS

This report shall not be reproduced, except in full,
without the written consent of Pace Analytical Services, Inc..

Pace Analytical Services, Inc.
9608 Loiret Blvd.
Lenexa, KS 66219
(913)599-5665

ANALYTICAL RESULTS

Project: FORT SMITH, AR
Pace Project No.: 60204296

Sample: MW-189-201510 **Lab ID: 60204296006** Collected: 10/05/15 13:50 Received: 10/06/15 09:10 Matrix: Water

Parameters	Results	Units	Report Limit	MDL	DF	Prepared	Analyzed	CAS No.	Qual
2320B Alkalinity	Analytical Method: SM 2320B								
Alkalinity,Bicarbonate (CaCO3)	**78.9**	mg/L	20.0	2.0	1		10/09/15 11:32		
Alkalinity, Carbonate (CaCO3)	ND	mg/L	20.0	2.0	1		10/09/15 11:32		
Alkalinity, Total as CaCO3	**78.9**	mg/L	20.0	2.0	1		10/09/15 11:32		
Iron, Ferric (Calculation)	Analytical Method: SM 3500-Fe B#4								
Iron, Ferric	ND	mg/L	0.20		1		10/15/15 00:00	7439-89-6	
4500H+ pH, Electrometric	Analytical Method: SM 4500-H+B								
pH at 25 Degrees C	**6.2**	Std. Units	0.10	0.10	1		10/15/15 19:00		H6
4500S2D Sulfide, Total	Analytical Method: SM 4500-S-2 D								
Sulfide, Total	ND	mg/L	0.050	0.012	1		10/06/15 15:09	18496-25-8	
300.0 IC Anions 28 Days	Analytical Method: EPA 300.0								
Chloride	**67.2**	mg/L	5.0	2.5	5		10/10/15 04:34	16887-00-6	
Sulfate	**11.3**	mg/L	1.0	0.24	1		10/10/15 04:18	14808-79-8	
350.1 Ammonia	Analytical Method: EPA 350.1								
Nitrogen, Ammonia	ND	mg/L	0.10	0.046	1		10/13/15 16:36	7664-41-7	
353.2 Nitrogen, NO2/NO3 unpres	Analytical Method: EPA 353.2								
Nitrogen, Nitrate	**2.7**	mg/L	0.10	0.014	1		10/06/15 13:10		
Nitrogen, Nitrite	**0.11**	mg/L	0.10	0.023	1		10/06/15 13:10		
Nitrogen, NO2 plus NO3	**2.8**	mg/L	0.10	0.014	1		10/06/15 13:10		
365.4 Total Phosphorus	Analytical Method: EPA 365.4								
Phosphorus as PO4	ND	mg/L	0.31		1		10/15/15 10:53		
Total Carbon Dioxide Calc	Analytical Method: SM 4500-CO2 D								
Carbon Dioxide Calculation	**171**	mg/L	20.0	20.0	1		10/15/15 00:00		
5310C TOC	Analytical Method: SM 5310C								
Total Organic Carbon	ND	mg/L	1.0	0.46	1		10/09/15 18:07	7440-44-0	

REPORT OF LABORATORY ANALYSIS

This report shall not be reproduced, except in full,
without the written consent of Pace Analytical Services, Inc..

Pace Analytical Services, Inc.
9608 Loiret Blvd.
Lenexa, KS 66219
(913)599-5665

ANALYTICAL RESULTS

Project: FORT SMITH, AR
Pace Project No.: 60204296

Sample: MW-182-201510 **Lab ID: 60204296007** Collected: 10/05/15 15:53 Received: 10/06/15 09:10 Matrix: Water

Parameters	Results	Units	Report Limit	MDL	DF	Prepared	Analyzed	CAS No.	Qual
Alcohol by Direct Inject GCFID	Analytical Method: EPA 8015 - Alcohol								
2-Chloroethanol	ND	ug/L	10000	1980	1		10/12/15 12:53	107-07-3	
6010 MET ICP	Analytical Method: EPA 6010 Preparation Method: EPA 3010								
Iron	**146**	ug/L	50.0	9.0	1	10/06/15 15:50	10/09/15 12:39	7439-89-6	
Manganese	**434**	ug/L	5.0	2.4	1	10/06/15 15:50	10/09/15 12:39	7439-96-5	
8260 MSV	Analytical Method: EPA 5030B/8260								
Acetone	ND	ug/L	10.0	1.9	1		10/07/15 23:13	67-64-1	L3
Benzene	ND	ug/L	1.0	0.060	1		10/07/15 23:13	71-43-2	
Bromodichloromethane	ND	ug/L	1.0	0.19	1		10/07/15 23:13	75-27-4	
Bromoform	ND	ug/L	1.0	0.070	1		10/07/15 23:13	75-25-2	
Bromomethane	ND	ug/L	5.0	0.16	1		10/07/15 23:13	74-83-9	
2-Butanone (MEK)	ND	ug/L	10.0	0.59	1		10/07/15 23:13	78-93-3	
Carbon disulfide	ND	ug/L	5.0	0.12	1		10/07/15 23:13	75-15-0	
Carbon tetrachloride	ND	ug/L	1.0	0.18	1		10/07/15 23:13	56-23-5	
Chlorobenzene	**0.47J**	ug/L	1.0	0.21	1		10/07/15 23:13	108-90-7	
Chloroethane	ND	ug/L	1.0	0.15	1		10/07/15 23:13	75-00-3	
Chloroform	**0.21J**	ug/L	1.0	0.14	1		10/07/15 23:13	67-66-3	
Chloromethane	**0.31J**	ug/L	1.0	0.080	1		10/07/15 23:13	74-87-3	B
Dibromochloromethane	ND	ug/L	1.0	0.21	1		10/07/15 23:13	124-48-1	
1,1-Dichloroethane	ND	ug/L	1.0	0.050	1		10/07/15 23:13	75-34-3	
1,2-Dichloroethane	ND	ug/L	1.0	0.12	1		10/07/15 23:13	107-06-2	
1,1-Dichloroethene	ND	ug/L	1.0	0.20	1		10/07/15 23:13	75-35-4	
cis-1,2-Dichloroethene	**17.2**	ug/L	1.0	0.080	1		10/07/15 23:13	156-59-2	
trans-1,2-Dichloroethene	ND	ug/L	1.0	0.20	1		10/07/15 23:13	156-60-5	
1,2-Dichloropropane	ND	ug/L	1.0	0.16	1		10/07/15 23:13	78-87-5	
cis-1,3-Dichloropropene	ND	ug/L	1.0	0.14	1		10/07/15 23:13	10061-01-5	
trans-1,3-Dichloropropene	ND	ug/L	1.0	0.12	1		10/07/15 23:13	10061-02-6	
Ethylbenzene	ND	ug/L	1.0	0.18	1		10/07/15 23:13	100-41-4	
2-Hexanone	ND	ug/L	10.0	1.2	1		10/07/15 23:13	591-78-6	
Methylene chloride	ND	ug/L	1.0	0.15	1		10/07/15 23:13	75-09-2	
4-Methyl-2-pentanone (MIBK)	ND	ug/L	10.0	0.42	1		10/07/15 23:13	108-10-1	
Styrene	ND	ug/L	1.0	0.12	1		10/07/15 23:13	100-42-5	
1,1,2,2-Tetrachloroethane	ND	ug/L	1.0	0.15	1		10/07/15 23:13	79-34-5	
Tetrachloroethene	ND	ug/L	1.0	0.10	1		10/07/15 23:13	127-18-4	
Toluene	ND	ug/L	1.0	0.17	1		10/07/15 23:13	108-88-3	
1,1,1-Trichloroethane	ND	ug/L	1.0	0.11	1		10/07/15 23:13	71-55-6	
1,1,2-Trichloroethane	ND	ug/L	1.0	0.20	1		10/07/15 23:13	79-00-5	
Trichloroethene	**196**	ug/L	5.0	0.85	5		10/08/15 17:03	79-01-6	
Vinyl chloride	**0.25J**	ug/L	1.0	0.13	1		10/07/15 23:13	75-01-4	
Xylene (Total)	ND	ug/L	3.0	0.42	1		10/07/15 23:13	1330-20-7	
Surrogates									
4-Bromofluorobenzene (S)	97	%	80-120		1		10/07/15 23:13	460-00-4	
1,2-Dichloroethane-d4 (S)	98	%	80-120		1		10/07/15 23:13	17060-07-0	
Toluene-d8 (S)	103	%	80-120		1		10/07/15 23:13	2037-26-5	
Preservation pH	**1.0**		0.10	0.10	1		10/07/15 23:13		

REPORT OF LABORATORY ANALYSIS

This report shall not be reproduced, except in full,
without the written consent of Pace Analytical Services, Inc..

Pace Analytical Services, Inc.
9608 Loiret Blvd.
Lenexa, KS 66219
(913)599-5665

ANALYTICAL RESULTS

Project: FORT SMITH, AR
Pace Project No.: 60204296

Sample: MW-182-201510 **Lab ID: 60204296007** Collected: 10/05/15 15:53 Received: 10/06/15 09:10 Matrix: Water

Parameters	Results	Units	Report Limit	MDL	DF	Prepared	Analyzed	CAS No.	Qual
2320B Alkalinity	Analytical Method: SM 2320B								
Alkalinity,Bicarbonate (CaCO3)	**48.2**	mg/L	20.0	2.0	1		10/09/15 11:35		
Alkalinity, Carbonate (CaCO3)	ND	mg/L	20.0	2.0	1		10/09/15 11:35		
Alkalinity, Total as CaCO3	**48.2**	mg/L	20.0	2.0	1		10/09/15 11:35		
Iron, Ferric (Calculation)	Analytical Method: SM 3500-Fe B#4								
Iron, Ferric	ND	mg/L	0.20		1		10/15/15 00:00	7439-89-6	
4500H+ pH, Electrometric	Analytical Method: SM 4500-H+B								
pH at 25 Degrees C	**5.7**	Std. Units	0.10	0.10	1		10/15/15 19:00		H6
4500S2D Sulfide, Total	Analytical Method: SM 4500-S-2 D								
Sulfide, Total	ND	mg/L	0.050	0.012	1		10/06/15 15:09	18496-25-8	
300.0 IC Anions 28 Days	Analytical Method: EPA 300.0								
Chloride	**219**	mg/L	20.0	10.0	20		10/09/15 16:26	16887-00-6	
Sulfate	**22.1**	mg/L	2.0	0.47	2		10/10/15 04:50	14808-79-8	
350.1 Ammonia	Analytical Method: EPA 350.1								
Nitrogen, Ammonia	ND	mg/L	0.10	0.046	1		10/13/15 16:37	7664-41-7	
353.2 Nitrogen, NO2/NO3 unpres	Analytical Method: EPA 353.2								
Nitrogen, Nitrate	**6.9**	mg/L	0.20	0.028	2		10/06/15 13:11		
Nitrogen, Nitrite	ND	mg/L	0.20	0.046	2		10/06/15 13:11		
Nitrogen, NO2 plus NO3	**6.9**	mg/L	0.20	0.028	2		10/06/15 13:11		
365.4 Total Phosphorus	Analytical Method: EPA 365.4								
Phosphorus as PO4	ND	mg/L	0.31		1		10/15/15 10:54		
Total Carbon Dioxide Calc	Analytical Method: SM 4500-CO2 D								
Carbon Dioxide Calculation	**218**	mg/L	20.0	20.0	1		10/15/15 00:00		
5310C TOC	Analytical Method: SM 5310C								
Total Organic Carbon	ND	mg/L	1.0	0.46	1		10/09/15 18:20	7440-44-0	

REPORT OF LABORATORY ANALYSIS

This report shall not be reproduced, except in full,
without the written consent of Pace Analytical Services, Inc..

Pace Analytical Services, Inc.
9608 Loiret Blvd.
Lenexa, KS 66219
(913)599-5665

ANALYTICAL RESULTS

Project: FORT SMITH, AR
Pace Project No.: 60204296

Sample: MW-192-201510 **Lab ID: 60204296008** Collected: 10/05/15 16:40 Received: 10/06/15 09:10 Matrix: Water

Parameters	Results	Units	Report Limit	MDL	DF	Prepared	Analyzed	CAS No.	Qual
Alcohol by Direct Inject GCFID	Analytical Method: EPA 8015 - Alcohol								
2-Chloroethanol	ND	ug/L	10000	1980	1		10/12/15 13:04	107-07-3	
6010 MET ICP	Analytical Method: EPA 6010 Preparation Method: EPA 3010								
Iron	**821**	ug/L	50.0	9.0	1	10/06/15 15:50	10/09/15 12:43	7439-89-6	
Manganese	**484**	ug/L	5.0	2.4	1	10/06/15 15:50	10/09/15 12:43	7439-96-5	
8260 MSV	Analytical Method: EPA 5030B/8260								
Acetone	ND	ug/L	10.0	1.9	1		10/07/15 22:44	67-64-1	L3
Benzene	ND	ug/L	1.0	0.060	1		10/07/15 22:44	71-43-2	
Bromodichloromethane	ND	ug/L	1.0	0.19	1		10/07/15 22:44	75-27-4	
Bromoform	ND	ug/L	1.0	0.070	1		10/07/15 22:44	75-25-2	
Bromomethane	**1.1J**	ug/L	5.0	0.16	1		10/07/15 22:44	74-83-9	
2-Butanone (MEK)	ND	ug/L	10.0	0.59	1		10/07/15 22:44	78-93-3	
Carbon disulfide	ND	ug/L	5.0	0.12	1		10/07/15 22:44	75-15-0	
Carbon tetrachloride	ND	ug/L	1.0	0.18	1		10/07/15 22:44	56-23-5	
Chlorobenzene	ND	ug/L	1.0	0.21	1		10/07/15 22:44	108-90-7	
Chloroethane	ND	ug/L	1.0	0.15	1		10/07/15 22:44	75-00-3	
Chloroform	**1.1**	ug/L	1.0	0.14	1		10/07/15 22:44	67-66-3	
Chloromethane	**0.26J**	ug/L	1.0	0.080	1		10/07/15 22:44	74-87-3	B
Dibromochloromethane	ND	ug/L	1.0	0.21	1		10/07/15 22:44	124-48-1	
1,1-Dichloroethane	ND	ug/L	1.0	0.050	1		10/07/15 22:44	75-34-3	
1,2-Dichloroethane	ND	ug/L	1.0	0.12	1		10/07/15 22:44	107-06-2	
1,1-Dichloroethene	ND	ug/L	1.0	0.20	1		10/07/15 22:44	75-35-4	
cis-1,2-Dichloroethene	ND	ug/L	1.0	0.080	1		10/07/15 22:44	156-59-2	
trans-1,2-Dichloroethene	ND	ug/L	1.0	0.20	1		10/07/15 22:44	156-60-5	
1,2-Dichloropropane	ND	ug/L	1.0	0.16	1		10/07/15 22:44	78-87-5	
cis-1,3-Dichloropropene	ND	ug/L	1.0	0.14	1		10/07/15 22:44	10061-01-5	
trans-1,3-Dichloropropene	ND	ug/L	1.0	0.12	1		10/07/15 22:44	10061-02-6	
Ethylbenzene	ND	ug/L	1.0	0.18	1		10/07/15 22:44	100-41-4	
2-Hexanone	ND	ug/L	10.0	1.2	1		10/07/15 22:44	591-78-6	
Methylene chloride	ND	ug/L	1.0	0.15	1		10/07/15 22:44	75-09-2	
4-Methyl-2-pentanone (MIBK)	ND	ug/L	10.0	0.42	1		10/07/15 22:44	108-10-1	
Styrene	ND	ug/L	1.0	0.12	1		10/07/15 22:44	100-42-5	
1,1,2,2-Tetrachloroethane	ND	ug/L	1.0	0.15	1		10/07/15 22:44	79-34-5	
Tetrachloroethene	ND	ug/L	1.0	0.10	1		10/07/15 22:44	127-18-4	
Toluene	ND	ug/L	1.0	0.17	1		10/07/15 22:44	108-88-3	
1,1,1-Trichloroethane	ND	ug/L	1.0	0.11	1		10/07/15 22:44	71-55-6	
1,1,2-Trichloroethane	ND	ug/L	1.0	0.20	1		10/07/15 22:44	79-00-5	
Trichloroethene	ND	ug/L	1.0	0.17	1		10/07/15 22:44	79-01-6	
Vinyl chloride	ND	ug/L	1.0	0.13	1		10/07/15 22:44	75-01-4	
Xylene (Total)	ND	ug/L	3.0	0.42	1		10/07/15 22:44	1330-20-7	
Surrogates									
4-Bromofluorobenzene (S)	97	%	80-120		1		10/07/15 22:44	460-00-4	
1,2-Dichloroethane-d4 (S)	95	%	80-120		1		10/07/15 22:44	17060-07-0	
Toluene-d8 (S)	100	%	80-120		1		10/07/15 22:44	2037-26-5	
Preservation pH	**1.0**		0.10	0.10	1		10/07/15 22:44		

REPORT OF LABORATORY ANALYSIS

This report shall not be reproduced, except in full,
without the written consent of Pace Analytical Services, Inc..

Pace Analytical Services, Inc.
9608 Loiret Blvd.
Lenexa, KS 66219
(913)599-5665

ANALYTICAL RESULTS

Project: FORT SMITH, AR
Pace Project No.: 60204296

Sample: MW-192-201510 **Lab ID: 60204296008** Collected: 10/05/15 16:40 Received: 10/06/15 09:10 Matrix: Water

Parameters	Results	Units	Report Limit	MDL	DF	Prepared	Analyzed	CAS No.	Qual
2320B Alkalinity	Analytical Method: SM 2320B								
Alkalinity,Bicarbonate (CaCO3)	**37.4**	mg/L	20.0	2.0	1		10/09/15 11:38		
Alkalinity, Carbonate (CaCO3)	ND	mg/L	20.0	2.0	1		10/09/15 11:38		
Alkalinity, Total as CaCO3	**37.4**	mg/L	20.0	2.0	1		10/09/15 11:38		
Iron, Ferric (Calculation)	Analytical Method: SM 3500-Fe B#4								
Iron, Ferric	**0.82**	mg/L	0.20		1		10/15/15 00:00	7439-89-6	
4500H+ pH, Electrometric	Analytical Method: SM 4500-H+B								
pH at 25 Degrees C	**6.0**	Std. Units	0.10	0.10	1		10/15/15 19:00		H6
4500S2D Sulfide, Total	Analytical Method: SM 4500-S-2 D								
Sulfide, Total	ND	mg/L	0.050	0.012	1		10/06/15 15:10	18496-25-8	
300.0 IC Anions 28 Days	Analytical Method: EPA 300.0								
Chloride	**9.7**	mg/L	1.0	0.50	1		10/10/15 05:06	16887-00-6	
Sulfate	**3.3**	mg/L	1.0	0.24	1		10/10/15 05:06	14808-79-8	
350.1 Ammonia	Analytical Method: EPA 350.1								
Nitrogen, Ammonia	ND	mg/L	0.10	0.046	1		10/13/15 16:38	7664-41-7	
353.2 Nitrogen, NO2/NO3 unpres	Analytical Method: EPA 353.2								
Nitrogen, Nitrate	**1.2**	mg/L	0.10	0.014	1		10/06/15 13:12		
Nitrogen, Nitrite	**0.050J**	mg/L	0.10	0.023	1		10/06/15 13:12		
Nitrogen, NO2 plus NO3	**1.3**	mg/L	0.10	0.014	1		10/06/15 13:12		
365.4 Total Phosphorus	Analytical Method: EPA 365.4								
Phosphorus as PO4	ND	mg/L	0.31		1		10/15/15 10:55		
Total Carbon Dioxide Calc	Analytical Method: SM 4500-CO2 D								
Carbon Dioxide Calculation	**106**	mg/L	20.0	20.0	1		10/15/15 00:00		
5310C TOC	Analytical Method: SM 5310C								
Total Organic Carbon	ND	mg/L	1.0	0.46	1		10/09/15 18:33	7440-44-0	

REPORT OF LABORATORY ANALYSIS

This report shall not be reproduced, except in full,
without the written consent of Pace Analytical Services, Inc..

Pace Analytical Services, Inc.
9608 Loiret Blvd.
Lenexa, KS 66219
(913)599-5665

ANALYTICAL RESULTS

Project: FORT SMITH, AR
Pace Project No.: 60204296

Sample: MW-191-201510 **Lab ID: 60204296009** Collected: 10/05/15 14:40 Received: 10/06/15 09:10 Matrix: Water

Parameters	Results	Units	Report Limit	MDL	DF	Prepared	Analyzed	CAS No.	Qual
Alcohol by Direct Inject GCFID	Analytical Method: EPA 8015 - Alcohol								
2-Chloroethanol	ND	ug/L	10000	1980	1		10/12/15 13:16	107-07-3	
6010 MET ICP	Analytical Method: EPA 6010 Preparation Method: EPA 3010								
Iron	**324**	ug/L	50.0	9.0	1	10/06/15 15:50	10/09/15 12:46	7439-89-6	
Manganese	**267**	ug/L	5.0	2.4	1	10/06/15 15:50	10/09/15 12:46	7439-96-5	
8260 MSV	Analytical Method: EPA 5030B/8260								
Acetone	ND	ug/L	10.0	1.9	1		10/07/15 22:59	67-64-1	L3
Benzene	ND	ug/L	1.0	0.060	1		10/07/15 22:59	71-43-2	
Bromodichloromethane	ND	ug/L	1.0	0.19	1		10/07/15 22:59	75-27-4	
Bromoform	ND	ug/L	1.0	0.070	1		10/07/15 22:59	75-25-2	
Bromomethane	ND	ug/L	5.0	0.16	1		10/07/15 22:59	74-83-9	
2-Butanone (MEK)	ND	ug/L	10.0	0.59	1		10/07/15 22:59	78-93-3	
Carbon disulfide	ND	ug/L	5.0	0.12	1		10/07/15 22:59	75-15-0	
Carbon tetrachloride	ND	ug/L	1.0	0.18	1		10/07/15 22:59	56-23-5	
Chlorobenzene	ND	ug/L	1.0	0.21	1		10/07/15 22:59	108-90-7	
Chloroethane	ND	ug/L	1.0	0.15	1		10/07/15 22:59	75-00-3	
Chloroform	ND	ug/L	1.0	0.14	1		10/07/15 22:59	67-66-3	
Chloromethane	ND	ug/L	1.0	0.080	1		10/07/15 22:59	74-87-3	
Dibromochloromethane	ND	ug/L	1.0	0.21	1		10/07/15 22:59	124-48-1	
1,1-Dichloroethane	ND	ug/L	1.0	0.050	1		10/07/15 22:59	75-34-3	
1,2-Dichloroethane	ND	ug/L	1.0	0.12	1		10/07/15 22:59	107-06-2	
1,1-Dichloroethene	ND	ug/L	1.0	0.20	1		10/07/15 22:59	75-35-4	
cis-1,2-Dichloroethene	ND	ug/L	1.0	0.080	1		10/07/15 22:59	156-59-2	
trans-1,2-Dichloroethene	ND	ug/L	1.0	0.20	1		10/07/15 22:59	156-60-5	
1,2-Dichloropropane	ND	ug/L	1.0	0.16	1		10/07/15 22:59	78-87-5	
cis-1,3-Dichloropropene	ND	ug/L	1.0	0.14	1		10/07/15 22:59	10061-01-5	
trans-1,3-Dichloropropene	ND	ug/L	1.0	0.12	1		10/07/15 22:59	10061-02-6	
Ethylbenzene	ND	ug/L	1.0	0.18	1		10/07/15 22:59	100-41-4	
2-Hexanone	ND	ug/L	10.0	1.2	1		10/07/15 22:59	591-78-6	
Methylene chloride	ND	ug/L	1.0	0.15	1		10/07/15 22:59	75-09-2	
4-Methyl-2-pentanone (MIBK)	ND	ug/L	10.0	0.42	1		10/07/15 22:59	108-10-1	
Styrene	ND	ug/L	1.0	0.12	1		10/07/15 22:59	100-42-5	
1,1,2,2-Tetrachloroethane	ND	ug/L	1.0	0.15	1		10/07/15 22:59	79-34-5	
Tetrachloroethene	ND	ug/L	1.0	0.10	1		10/07/15 22:59	127-18-4	
Toluene	ND	ug/L	1.0	0.17	1		10/07/15 22:59	108-88-3	
1,1,1-Trichloroethane	ND	ug/L	1.0	0.11	1		10/07/15 22:59	71-55-6	
1,1,2-Trichloroethane	ND	ug/L	1.0	0.20	1		10/07/15 22:59	79-00-5	
Trichloroethene	ND	ug/L	1.0	0.17	1		10/07/15 22:59	79-01-6	
Vinyl chloride	ND	ug/L	1.0	0.13	1		10/07/15 22:59	75-01-4	
Xylene (Total)	ND	ug/L	3.0	0.42	1		10/07/15 22:59	1330-20-7	
Surrogates									
4-Bromofluorobenzene (S)	96	%	80-120		1		10/07/15 22:59	460-00-4	
1,2-Dichloroethane-d4 (S)	97	%	80-120		1		10/07/15 22:59	17060-07-0	
Toluene-d8 (S)	101	%	80-120		1		10/07/15 22:59	2037-26-5	
Preservation pH	**1.0**		0.10	0.10	1		10/07/15 22:59		

REPORT OF LABORATORY ANALYSIS

This report shall not be reproduced, except in full,
without the written consent of Pace Analytical Services, Inc..

Pace Analytical Services, Inc.
9608 Loiret Blvd.
Lenexa, KS 66219
(913)599-5665

ANALYTICAL RESULTS

Project: FORT SMITH, AR
Pace Project No.: 60204296

Sample: MW-191-201510 **Lab ID: 60204296009** Collected: 10/05/15 14:40 Received: 10/06/15 09:10 Matrix: Water

Parameters	Results	Units	Report Limit	MDL	DF	Prepared	Analyzed	CAS No.	Qual
2320B Alkalinity	Analytical Method: SM 2320B								
Alkalinity,Bicarbonate (CaCO3)	**58.6**	mg/L	20.0	2.0	1		10/09/15 11:41		
Alkalinity, Carbonate (CaCO3)	ND	mg/L	20.0	2.0	1		10/09/15 11:41		
Alkalinity, Total as CaCO3	**58.6**	mg/L	20.0	2.0	1		10/09/15 11:41		
Iron, Ferric (Calculation)	Analytical Method: SM 3500-Fe B#4								
Iron, Ferric	ND	mg/L	0.20		1		10/15/15 00:00	7439-89-6	
4500H+ pH, Electrometric	Analytical Method: SM 4500-H+B								
pH at 25 Degrees C	**6.4**	Std. Units	0.10	0.10	1		10/15/15 19:00		H6
4500S2D Sulfide, Total	Analytical Method: SM 4500-S-2 D								
Sulfide, Total	ND	mg/L	0.050	0.012	1		10/06/15 15:10	18496-25-8	
300.0 IC Anions 28 Days	Analytical Method: EPA 300.0								
Chloride	**10**	mg/L	1.0	0.50	1		10/10/15 05:22	16887-00-6	
Sulfate	**6.1**	mg/L	1.0	0.24	1		10/10/15 05:22	14808-79-8	
350.1 Ammonia	Analytical Method: EPA 350.1								
Nitrogen, Ammonia	ND	mg/L	0.10	0.046	1		10/13/15 16:40	7664-41-7	
353.2 Nitrogen, NO2/NO3 unpres	Analytical Method: EPA 353.2								
Nitrogen, Nitrate	**3.7**	mg/L	0.10	0.014	1		10/06/15 13:13		
Nitrogen, Nitrite	ND	mg/L	0.10	0.023	1		10/06/15 13:13		
Nitrogen, NO2 plus NO3	**3.7**	mg/L	0.10	0.014	1		10/06/15 13:13		
365.4 Total Phosphorus	Analytical Method: EPA 365.4								
Phosphorus as PO4	ND	mg/L	0.31		1		10/15/15 10:56		
Total Carbon Dioxide Calc	Analytical Method: SM 4500-CO2 D								
Carbon Dioxide Calculation	**104**	mg/L	20.0	20.0	1		10/15/15 00:00		
5310C TOC	Analytical Method: SM 5310C								
Total Organic Carbon	ND	mg/L	1.0	0.46	1		10/09/15 18:46	7440-44-0	

REPORT OF LABORATORY ANALYSIS

This report shall not be reproduced, except in full,
without the written consent of Pace Analytical Services, Inc..

Pace Analytical Services, Inc.
9608 Loiret Blvd.
Lenexa, KS 66219
(913)599-5665

ANALYTICAL RESULTS

Project: FORT SMITH, AR
Pace Project No.: 60204296

Sample: TB-01-201510 **Lab ID: 60204296010** Collected: 10/05/15 08:00 Received: 10/06/15 09:10 Matrix: Water

Parameters	Results	Units	Report Limit	MDL	DF	Prepared	Analyzed	CAS No.	Qual
8260 MSV	Analytical Method: EPA 5030B/8260								
Acetone	ND	ug/L	10.0	1.9	1		10/07/15 16:27	67-64-1	L3
Benzene	ND	ug/L	1.0	0.060	1		10/07/15 16:27	71-43-2	
Bromodichloromethane	ND	ug/L	1.0	0.19	1		10/07/15 16:27	75-27-4	
Bromoform	ND	ug/L	1.0	0.070	1		10/07/15 16:27	75-25-2	
Bromomethane	ND	ug/L	5.0	0.16	1		10/07/15 16:27	74-83-9	
2-Butanone (MEK)	ND	ug/L	10.0	0.59	1		10/07/15 16:27	78-93-3	
Carbon disulfide	ND	ug/L	5.0	0.12	1		10/07/15 16:27	75-15-0	
Carbon tetrachloride	ND	ug/L	1.0	0.18	1		10/07/15 16:27	56-23-5	
Chlorobenzene	ND	ug/L	1.0	0.21	1		10/07/15 16:27	108-90-7	
Chloroethane	ND	ug/L	1.0	0.15	1		10/07/15 16:27	75-00-3	
Chloroform	ND	ug/L	1.0	0.14	1		10/07/15 16:27	67-66-3	
Chloromethane	**0.25J**	ug/L	1.0	0.080	1		10/07/15 16:27	74-87-3	B
Dibromochloromethane	ND	ug/L	1.0	0.21	1		10/07/15 16:27	124-48-1	
1,1-Dichloroethane	ND	ug/L	1.0	0.050	1		10/07/15 16:27	75-34-3	
1,2-Dichloroethane	ND	ug/L	1.0	0.12	1		10/07/15 16:27	107-06-2	
1,1-Dichloroethene	ND	ug/L	1.0	0.20	1		10/07/15 16:27	75-35-4	
cis-1,2-Dichloroethene	ND	ug/L	1.0	0.080	1		10/07/15 16:27	156-59-2	
trans-1,2-Dichloroethene	ND	ug/L	1.0	0.20	1		10/07/15 16:27	156-60-5	
1,2-Dichloropropane	ND	ug/L	1.0	0.16	1		10/07/15 16:27	78-87-5	
cis-1,3-Dichloropropene	ND	ug/L	1.0	0.14	1		10/07/15 16:27	10061-01-5	
trans-1,3-Dichloropropene	ND	ug/L	1.0	0.12	1		10/07/15 16:27	10061-02-6	
Ethylbenzene	ND	ug/L	1.0	0.18	1		10/07/15 16:27	100-41-4	
2-Hexanone	ND	ug/L	10.0	1.2	1		10/07/15 16:27	591-78-6	
Methylene chloride	ND	ug/L	1.0	0.15	1		10/07/15 16:27	75-09-2	
4-Methyl-2-pentanone (MIBK)	ND	ug/L	10.0	0.42	1		10/07/15 16:27	108-10-1	
Styrene	ND	ug/L	1.0	0.12	1		10/07/15 16:27	100-42-5	
1,1,2,2-Tetrachloroethane	ND	ug/L	1.0	0.15	1		10/07/15 16:27	79-34-5	
Tetrachloroethene	ND	ug/L	1.0	0.10	1		10/07/15 16:27	127-18-4	
Toluene	ND	ug/L	1.0	0.17	1		10/07/15 16:27	108-88-3	
1,1,1-Trichloroethane	ND	ug/L	1.0	0.11	1		10/07/15 16:27	71-55-6	
1,1,2-Trichloroethane	ND	ug/L	1.0	0.20	1		10/07/15 16:27	79-00-5	
Trichloroethene	ND	ug/L	1.0	0.17	1		10/07/15 16:27	79-01-6	
Vinyl chloride	ND	ug/L	1.0	0.13	1		10/07/15 16:27	75-01-4	
Xylene (Total)	ND	ug/L	3.0	0.42	1		10/07/15 16:27	1330-20-7	
Surrogates									
4-Bromofluorobenzene (S)	96	%	80-120		1		10/07/15 16:27	460-00-4	
1,2-Dichloroethane-d4 (S)	96	%	80-120		1		10/07/15 16:27	17060-07-0	
Toluene-d8 (S)	100	%	80-120		1		10/07/15 16:27	2037-26-5	
Preservation pH	**1.0**		0.10	0.10	1		10/07/15 16:27		

REPORT OF LABORATORY ANALYSIS

This report shall not be reproduced, except in full,
without the written consent of Pace Analytical Services, Inc..

Pace Analytical Services, Inc.
9608 Loiret Blvd.
Lenexa, KS 66219
(913)599-5665

ANALYTICAL RESULTS

Project: FORT SMITH, AR
Pace Project No.: 60204296

Sample: TB-02-201510 **Lab ID: 60204296011** Collected: 10/05/15 08:00 Received: 10/06/15 09:10 Matrix: Water

Parameters	Results	Units	Report Limit	MDL	DF	Prepared	Analyzed	CAS No.	Qual
8260 MSV	Analytical Method: EPA 5030B/8260								
Acetone	ND	ug/L	10.0	1.9	1		10/07/15 16:42	67-64-1	L3
Benzene	ND	ug/L	1.0	0.060	1		10/07/15 16:42	71-43-2	
Bromodichloromethane	ND	ug/L	1.0	0.19	1		10/07/15 16:42	75-27-4	
Bromoform	ND	ug/L	1.0	0.070	1		10/07/15 16:42	75-25-2	
Bromomethane	ND	ug/L	5.0	0.16	1		10/07/15 16:42	74-83-9	
2-Butanone (MEK)	ND	ug/L	10.0	0.59	1		10/07/15 16:42	78-93-3	
Carbon disulfide	ND	ug/L	5.0	0.12	1		10/07/15 16:42	75-15-0	
Carbon tetrachloride	ND	ug/L	1.0	0.18	1		10/07/15 16:42	56-23-5	
Chlorobenzene	ND	ug/L	1.0	0.21	1		10/07/15 16:42	108-90-7	
Chloroethane	ND	ug/L	1.0	0.15	1		10/07/15 16:42	75-00-3	
Chloroform	ND	ug/L	1.0	0.14	1		10/07/15 16:42	67-66-3	
Chloromethane	**0.25J**	ug/L	1.0	0.080	1		10/07/15 16:42	74-87-3	B
Dibromochloromethane	ND	ug/L	1.0	0.21	1		10/07/15 16:42	124-48-1	
1,1-Dichloroethane	ND	ug/L	1.0	0.050	1		10/07/15 16:42	75-34-3	
1,2-Dichloroethane	ND	ug/L	1.0	0.12	1		10/07/15 16:42	107-06-2	
1,1-Dichloroethene	ND	ug/L	1.0	0.20	1		10/07/15 16:42	75-35-4	
cis-1,2-Dichloroethene	ND	ug/L	1.0	0.080	1		10/07/15 16:42	156-59-2	
trans-1,2-Dichloroethene	ND	ug/L	1.0	0.20	1		10/07/15 16:42	156-60-5	
1,2-Dichloropropane	ND	ug/L	1.0	0.16	1		10/07/15 16:42	78-87-5	
cis-1,3-Dichloropropene	ND	ug/L	1.0	0.14	1		10/07/15 16:42	10061-01-5	
trans-1,3-Dichloropropene	ND	ug/L	1.0	0.12	1		10/07/15 16:42	10061-02-6	
Ethylbenzene	ND	ug/L	1.0	0.18	1		10/07/15 16:42	100-41-4	
2-Hexanone	ND	ug/L	10.0	1.2	1		10/07/15 16:42	591-78-6	
Methylene chloride	ND	ug/L	1.0	0.15	1		10/07/15 16:42	75-09-2	
4-Methyl-2-pentanone (MIBK)	ND	ug/L	10.0	0.42	1		10/07/15 16:42	108-10-1	
Styrene	ND	ug/L	1.0	0.12	1		10/07/15 16:42	100-42-5	
1,1,2,2-Tetrachloroethane	ND	ug/L	1.0	0.15	1		10/07/15 16:42	79-34-5	
Tetrachloroethene	ND	ug/L	1.0	0.10	1		10/07/15 16:42	127-18-4	
Toluene	ND	ug/L	1.0	0.17	1		10/07/15 16:42	108-88-3	
1,1,1-Trichloroethane	ND	ug/L	1.0	0.11	1		10/07/15 16:42	71-55-6	
1,1,2-Trichloroethane	ND	ug/L	1.0	0.20	1		10/07/15 16:42	79-00-5	
Trichloroethene	ND	ug/L	1.0	0.17	1		10/07/15 16:42	79-01-6	
Vinyl chloride	ND	ug/L	1.0	0.13	1		10/07/15 16:42	75-01-4	
Xylene (Total)	ND	ug/L	3.0	0.42	1		10/07/15 16:42	1330-20-7	
Surrogates									
4-Bromofluorobenzene (S)	97	%	80-120		1		10/07/15 16:42	460-00-4	
1,2-Dichloroethane-d4 (S)	96	%	80-120		1		10/07/15 16:42	17060-07-0	
Toluene-d8 (S)	100	%	80-120		1		10/07/15 16:42	2037-26-5	
Preservation pH	**1.0**		0.10	0.10	1		10/07/15 16:42		

REPORT OF LABORATORY ANALYSIS

This report shall not be reproduced, except in full,
without the written consent of Pace Analytical Services, Inc..

Pace Analytical Services, Inc.
9608 Loiret Blvd.
Lenexa, KS 66219
(913)599-5665

ANALYTICAL RESULTS

Project: FORT SMITH, AR
Pace Project No.: 60204296

Sample: TB-04-201510 **Lab ID: 60204296012** Collected: 10/05/15 08:00 Received: 10/06/15 09:10 Matrix: Water

Parameters	Results	Units	Report Limit	MDL	DF	Prepared	Analyzed	CAS No.	Qual
8260 MSV	Analytical Method: EPA 5030B/8260								
Acetone	ND	ug/L	10.0	1.9	1		10/07/15 16:56	67-64-1	L3
Benzene	ND	ug/L	1.0	0.060	1		10/07/15 16:56	71-43-2	
Bromodichloromethane	ND	ug/L	1.0	0.19	1		10/07/15 16:56	75-27-4	
Bromoform	ND	ug/L	1.0	0.070	1		10/07/15 16:56	75-25-2	
Bromomethane	ND	ug/L	5.0	0.16	1		10/07/15 16:56	74-83-9	
2-Butanone (MEK)	ND	ug/L	10.0	0.59	1		10/07/15 16:56	78-93-3	
Carbon disulfide	ND	ug/L	5.0	0.12	1		10/07/15 16:56	75-15-0	
Carbon tetrachloride	ND	ug/L	1.0	0.18	1		10/07/15 16:56	56-23-5	
Chlorobenzene	ND	ug/L	1.0	0.21	1		10/07/15 16:56	108-90-7	
Chloroethane	ND	ug/L	1.0	0.15	1		10/07/15 16:56	75-00-3	
Chloroform	ND	ug/L	1.0	0.14	1		10/07/15 16:56	67-66-3	
Chloromethane	**0.31J**	ug/L	1.0	0.080	1		10/07/15 16:56	74-87-3	B
Dibromochloromethane	ND	ug/L	1.0	0.21	1		10/07/15 16:56	124-48-1	
1,1-Dichloroethane	ND	ug/L	1.0	0.050	1		10/07/15 16:56	75-34-3	
1,2-Dichloroethane	ND	ug/L	1.0	0.12	1		10/07/15 16:56	107-06-2	
1,1-Dichloroethene	ND	ug/L	1.0	0.20	1		10/07/15 16:56	75-35-4	
cis-1,2-Dichloroethene	ND	ug/L	1.0	0.080	1		10/07/15 16:56	156-59-2	
trans-1,2-Dichloroethene	ND	ug/L	1.0	0.20	1		10/07/15 16:56	156-60-5	
1,2-Dichloropropane	ND	ug/L	1.0	0.16	1		10/07/15 16:56	78-87-5	
cis-1,3-Dichloropropene	ND	ug/L	1.0	0.14	1		10/07/15 16:56	10061-01-5	
trans-1,3-Dichloropropene	ND	ug/L	1.0	0.12	1		10/07/15 16:56	10061-02-6	
Ethylbenzene	ND	ug/L	1.0	0.18	1		10/07/15 16:56	100-41-4	
2-Hexanone	ND	ug/L	10.0	1.2	1		10/07/15 16:56	591-78-6	
Methylene chloride	ND	ug/L	1.0	0.15	1		10/07/15 16:56	75-09-2	
4-Methyl-2-pentanone (MIBK)	ND	ug/L	10.0	0.42	1		10/07/15 16:56	108-10-1	
Styrene	ND	ug/L	1.0	0.12	1		10/07/15 16:56	100-42-5	
1,1,2,2-Tetrachloroethane	ND	ug/L	1.0	0.15	1		10/07/15 16:56	79-34-5	
Tetrachloroethene	ND	ug/L	1.0	0.10	1		10/07/15 16:56	127-18-4	
Toluene	ND	ug/L	1.0	0.17	1		10/07/15 16:56	108-88-3	
1,1,1-Trichloroethane	ND	ug/L	1.0	0.11	1		10/07/15 16:56	71-55-6	
1,1,2-Trichloroethane	ND	ug/L	1.0	0.20	1		10/07/15 16:56	79-00-5	
Trichloroethene	ND	ug/L	1.0	0.17	1		10/07/15 16:56	79-01-6	
Vinyl chloride	ND	ug/L	1.0	0.13	1		10/07/15 16:56	75-01-4	
Xylene (Total)	ND	ug/L	3.0	0.42	1		10/07/15 16:56	1330-20-7	
Surrogates									
4-Bromofluorobenzene (S)	95	%	80-120		1		10/07/15 16:56	460-00-4	
1,2-Dichloroethane-d4 (S)	99	%	80-120		1		10/07/15 16:56	17060-07-0	
Toluene-d8 (S)	99	%	80-120		1		10/07/15 16:56	2037-26-5	
Preservation pH	**1.0**		0.10	0.10	1		10/07/15 16:56		

REPORT OF LABORATORY ANALYSIS

This report shall not be reproduced, except in full,
without the written consent of Pace Analytical Services, Inc..

Pace Analytical Services, Inc.
9608 Loiret Blvd.
Lenexa, KS 66219
(913)599-5665

ANALYTICAL RESULTS

Project: FORT SMITH, AR
Pace Project No.: 60204296

Sample: EB-01-201510 **Lab ID: 60204296013** Collected: 10/05/15 17:00 Received: 10/06/15 09:10 Matrix: Water

Parameters	Results	Units	Report Limit	MDL	DF	Prepared	Analyzed	CAS No.	Qual
8260 MSV	Analytical Method: EPA 5030B/8260								
Acetone	ND	ug/L	10.0	1.9	1		10/07/15 17:11	67-64-1	L3
Benzene	ND	ug/L	1.0	0.060	1		10/07/15 17:11	71-43-2	
Bromodichloromethane	ND	ug/L	1.0	0.19	1		10/07/15 17:11	75-27-4	
Bromoform	ND	ug/L	1.0	0.070	1		10/07/15 17:11	75-25-2	
Bromomethane	ND	ug/L	5.0	0.16	1		10/07/15 17:11	74-83-9	
2-Butanone (MEK)	ND	ug/L	10.0	0.59	1		10/07/15 17:11	78-93-3	
Carbon disulfide	ND	ug/L	5.0	0.12	1		10/07/15 17:11	75-15-0	
Carbon tetrachloride	ND	ug/L	1.0	0.18	1		10/07/15 17:11	56-23-5	
Chlorobenzene	ND	ug/L	1.0	0.21	1		10/07/15 17:11	108-90-7	
Chloroethane	ND	ug/L	1.0	0.15	1		10/07/15 17:11	75-00-3	
Chloroform	ND	ug/L	1.0	0.14	1		10/07/15 17:11	67-66-3	
Chloromethane	**0.22J**	ug/L	1.0	0.080	1		10/07/15 17:11	74-87-3	B
Dibromochloromethane	ND	ug/L	1.0	0.21	1		10/07/15 17:11	124-48-1	
1,1-Dichloroethane	ND	ug/L	1.0	0.050	1		10/07/15 17:11	75-34-3	
1,2-Dichloroethane	ND	ug/L	1.0	0.12	1		10/07/15 17:11	107-06-2	
1,1-Dichloroethene	ND	ug/L	1.0	0.20	1		10/07/15 17:11	75-35-4	
cis-1,2-Dichloroethene	ND	ug/L	1.0	0.080	1		10/07/15 17:11	156-59-2	
trans-1,2-Dichloroethene	ND	ug/L	1.0	0.20	1		10/07/15 17:11	156-60-5	
1,2-Dichloropropane	ND	ug/L	1.0	0.16	1		10/07/15 17:11	78-87-5	
cis-1,3-Dichloropropene	ND	ug/L	1.0	0.14	1		10/07/15 17:11	10061-01-5	
trans-1,3-Dichloropropene	ND	ug/L	1.0	0.12	1		10/07/15 17:11	10061-02-6	
Ethylbenzene	ND	ug/L	1.0	0.18	1		10/07/15 17:11	100-41-4	
2-Hexanone	ND	ug/L	10.0	1.2	1		10/07/15 17:11	591-78-6	
Methylene chloride	ND	ug/L	1.0	0.15	1		10/07/15 17:11	75-09-2	
4-Methyl-2-pentanone (MIBK)	ND	ug/L	10.0	0.42	1		10/07/15 17:11	108-10-1	
Styrene	ND	ug/L	1.0	0.12	1		10/07/15 17:11	100-42-5	
1,1,2,2-Tetrachloroethane	ND	ug/L	1.0	0.15	1		10/07/15 17:11	79-34-5	
Tetrachloroethene	ND	ug/L	1.0	0.10	1		10/07/15 17:11	127-18-4	
Toluene	ND	ug/L	1.0	0.17	1		10/07/15 17:11	108-88-3	
1,1,1-Trichloroethane	ND	ug/L	1.0	0.11	1		10/07/15 17:11	71-55-6	
1,1,2-Trichloroethane	ND	ug/L	1.0	0.20	1		10/07/15 17:11	79-00-5	
Trichloroethene	ND	ug/L	1.0	0.17	1		10/07/15 17:11	79-01-6	
Vinyl chloride	ND	ug/L	1.0	0.13	1		10/07/15 17:11	75-01-4	
Xylene (Total)	ND	ug/L	3.0	0.42	1		10/07/15 17:11	1330-20-7	
Surrogates									
4-Bromofluorobenzene (S)	95	%	80-120		1		10/07/15 17:11	460-00-4	
1,2-Dichloroethane-d4 (S)	99	%	80-120		1		10/07/15 17:11	17060-07-0	
Toluene-d8 (S)	101	%	80-120		1		10/07/15 17:11	2037-26-5	
Preservation pH	**1.0**		0.10	0.10	1		10/07/15 17:11		

REPORT OF LABORATORY ANALYSIS

This report shall not be reproduced, except in full,
without the written consent of Pace Analytical Services, Inc..

Pace Analytical Services, Inc.
9608 Loiret Blvd.
Lenexa, KS 66219
(913)599-5665

QUALITY CONTROL DATA

Project: FORT SMITH, AR
Pace Project No.: 60204296

QC Batch: GCSV/4447 Analysis Method: EPA 8015 - Alcohol
QC Batch Method: EPA 8015 - Alcohol Analysis Description: Alcohol by Direct Inject GCFID
Associated Lab Samples: 60204296001, 60204296002, 60204296003, 60204296004, 60204296005, 60204296006, 60204296007, 60204296008, 60204296009

METHOD BLANK: 170625 Matrix: Water
Associated Lab Samples:

Parameter	Units	Blank Result	Reporting Limit	Analyzed	Qualifiers
2-Chloroethanol	ug/L	ND	10000	10/12/15 10:43	

LABORATORY CONTROL SAMPLE: 170626

Parameter	Units	Spike Conc.	LCS Result	LCS % Rec	% Rec Limits	Qualifiers
2-Chloroethanol	ug/L	100000	94100	94	40-140	

MATRIX SPIKE & MATRIX SPIKE DUPLICATE: 170627 170628

Parameter	Units	60204425003 Result	MS Spike Conc.	MSD Spike Conc.	MS Result	MSD Result	MS % Rec	MSD % Rec	% Rec Limits	RPD	Max RPD	Qual
2-Chloroethanol	ug/L	ND	100000	100000	98900	102000	99	102	40-140	3	40	

Results presented on this page are in the units indicated by the "Units" column except where an alternate unit is presented to the right of the result.

REPORT OF LABORATORY ANALYSIS

This report shall not be reproduced, except in full,
without the written consent of Pace Analytical Services, Inc..

Pace Analytical Services, Inc.
9608 Loiret Blvd.
Lenexa, KS 66219
(913)599-5665

QUALITY CONTROL DATA

Project: FORT SMITH, AR
Pace Project No.: 60204296

QC Batch: MPRP/33432 Analysis Method: EPA 6010
QC Batch Method: EPA 3010 Analysis Description: 6010 MET
Associated Lab Samples: 60204296001, 60204296002, 60204296003, 60204296004, 60204296005, 60204296006, 60204296007, 60204296008, 60204296009

METHOD BLANK: 1645321 Matrix: Water
Associated Lab Samples: 60204296001, 60204296002, 60204296003, 60204296004, 60204296005, 60204296006, 60204296007, 60204296008, 60204296009

Parameter	Units	Blank Result	Reporting Limit	Analyzed	Qualifiers
Iron	ug/L	ND	50.0	10/09/15 11:40	
Manganese	ug/L	ND	5.0	10/09/15 11:40	

LABORATORY CONTROL SAMPLE: 1645322

Parameter	Units	Spike Conc.	LCS Result	LCS % Rec	% Rec Limits	Qualifiers
Iron	ug/L	10000	10100	101	80-120	
Manganese	ug/L	1000	967	97	80-120	

MATRIX SPIKE & MATRIX SPIKE DUPLICATE: 1645323 1645324

Parameter	Units	60204287001 Result	MS Spike Conc.	MSD Spike Conc.	MS Result	MSD Result	MS % Rec	MSD % Rec	% Rec Limits	RPD	Max RPD	Qual
Iron	ug/L	0.094 mg/L	10000	10000	9380	9730	93	96	75-125	4	20	
Manganese	ug/L	0.065 mg/L	1000	1000	984	1010	92	94	75-125	2	20	

Results presented on this page are in the units indicated by the "Units" column except where an alternate unit is presented to the right of the result.

REPORT OF LABORATORY ANALYSIS

This report shall not be reproduced, except in full,
without the written consent of Pace Analytical Services, Inc..

Pace Analytical Services, Inc.
9608 Loiret Blvd.
Lenexa, KS 66219
(913)599-5665

QUALITY CONTROL DATA

Project: FORT SMITH, AR
Pace Project No.: 60204296

QC Batch: MSV/72111 Analysis Method: EPA 5030B/8260
QC Batch Method: EPA 5030B/8260 Analysis Description: 8260 MSV Water 10 mL Purge
Associated Lab Samples: 60204296010, 60204296011, 60204296012, 60204296013

METHOD BLANK: 1645608 Matrix: Water
Associated Lab Samples: 60204296010, 60204296011, 60204296012, 60204296013

Parameter	Units	Blank Result	Reporting Limit	Analyzed	Qualifiers
1,1,1-Trichloroethane	ug/L	ND	1.0	10/07/15 15:29	
1,1,2,2-Tetrachloroethane	ug/L	ND	1.0	10/07/15 15:29	
1,1,2-Trichloroethane	ug/L	ND	1.0	10/07/15 15:29	
1,1-Dichloroethane	ug/L	ND	1.0	10/07/15 15:29	
1,1-Dichloroethene	ug/L	ND	1.0	10/07/15 15:29	
1,2-Dichloroethane	ug/L	ND	1.0	10/07/15 15:29	
1,2-Dichloropropane	ug/L	ND	1.0	10/07/15 15:29	
2-Butanone (MEK)	ug/L	ND	10.0	10/07/15 15:29	
2-Hexanone	ug/L	ND	10.0	10/07/15 15:29	
4-Methyl-2-pentanone (MIBK)	ug/L	ND	10.0	10/07/15 15:29	
Acetone	ug/L	ND	10.0	10/07/15 15:29	
Benzene	ug/L	ND	1.0	10/07/15 15:29	
Bromodichloromethane	ug/L	ND	1.0	10/07/15 15:29	
Bromoform	ug/L	ND	1.0	10/07/15 15:29	
Bromomethane	ug/L	ND	5.0	10/07/15 15:29	
Carbon disulfide	ug/L	ND	5.0	10/07/15 15:29	
Carbon tetrachloride	ug/L	ND	1.0	10/07/15 15:29	
Chlorobenzene	ug/L	ND	1.0	10/07/15 15:29	
Chloroethane	ug/L	ND	1.0	10/07/15 15:29	
Chloroform	ug/L	0.30J	1.0	10/07/15 15:29	
Chloromethane	ug/L	0.23J	1.0	10/07/15 15:29	
cis-1,2-Dichloroethene	ug/L	ND	1.0	10/07/15 15:29	
cis-1,3-Dichloropropene	ug/L	ND	1.0	10/07/15 15:29	
Dibromochloromethane	ug/L	ND	1.0	10/07/15 15:29	
Ethylbenzene	ug/L	ND	1.0	10/07/15 15:29	
Methylene chloride	ug/L	ND	1.0	10/07/15 15:29	
Styrene	ug/L	ND	1.0	10/07/15 15:29	
Tetrachloroethene	ug/L	ND	1.0	10/07/15 15:29	
Toluene	ug/L	ND	1.0	10/07/15 15:29	
trans-1,2-Dichloroethene	ug/L	ND	1.0	10/07/15 15:29	
trans-1,3-Dichloropropene	ug/L	ND	1.0	10/07/15 15:29	
Trichloroethene	ug/L	ND	1.0	10/07/15 15:29	
Vinyl chloride	ug/L	ND	1.0	10/07/15 15:29	
Xylene (Total)	ug/L	ND	3.0	10/07/15 15:29	
1,2-Dichloroethane-d4 (S)	%	98	80-120	10/07/15 15:29	
4-Bromofluorobenzene (S)	%	98	80-120	10/07/15 15:29	
Toluene-d8 (S)	%	99	80-120	10/07/15 15:29	

Results presented on this page are in the units indicated by the "Units" column except where an alternate unit is presented to the right of the result.

REPORT OF LABORATORY ANALYSIS

This report shall not be reproduced, except in full,
without the written consent of Pace Analytical Services, Inc..

Pace Analytical Services, Inc.
9608 Loiret Blvd.
Lenexa, KS 66219
(913)599-5665

QUALITY CONTROL DATA

Project: FORT SMITH, AR
Pace Project No.: 60204296

LABORATORY CONTROL SAMPLE: 1645609

Parameter	Units	Spike Conc.	LCS Result	LCS % Rec	% Rec Limits	Qualifiers
1,1,1-Trichloroethane	ug/L	20	20.1	100	80-120	
1,1,2,2-Tetrachloroethane	ug/L	20	19.2	96	73-121	
1,1,2-Trichloroethane	ug/L	20	19.3	96	80-120	
1,1-Dichloroethane	ug/L	20	20.1	101	80-120	
1,1-Dichloroethene	ug/L	20	19.0	95	80-120	
1,2-Dichloroethane	ug/L	20	19.4	97	81-120	
1,2-Dichloropropane	ug/L	20	19.4	97	80-120	
2-Butanone (MEK)	ug/L	100	117	117	67-122	
2-Hexanone	ug/L	100	117	117	75-121	
4-Methyl-2-pentanone (MIBK)	ug/L	100	102	102	76-120	
Acetone	ug/L	100	123	123	72-120	L0
Benzene	ug/L	20	20.9	104	80-120	
Bromodichloromethane	ug/L	20	19.0	95	80-120	
Bromoform	ug/L	20	18.9	95	73-138	
Bromomethane	ug/L	20	21.5	107	38-137	
Carbon disulfide	ug/L	20	21.3	106	71-129	
Carbon tetrachloride	ug/L	20	19.2	96	67-146	
Chlorobenzene	ug/L	20	19.7	98	80-120	
Chloroethane	ug/L	20	20.2	101	76-120	
Chloroform	ug/L	20	18.2	91	80-120	
Chloromethane	ug/L	20	17.6	88	34-165	
cis-1,2-Dichloroethene	ug/L	20	20.0	100	80-120	
cis-1,3-Dichloropropene	ug/L	20	19.7	98	80-120	
Dibromochloromethane	ug/L	20	19.8	99	80-126	
Ethylbenzene	ug/L	20	20.4	102	80-120	
Methylene chloride	ug/L	20	20.1	101	80-120	
Styrene	ug/L	20	20.4	102	80-123	
Tetrachloroethene	ug/L	20	20.0	100	80-123	
Toluene	ug/L	20	19.8	99	80-120	
trans-1,2-Dichloroethene	ug/L	20	18.9	95	80-120	
trans-1,3-Dichloropropene	ug/L	20	20.1	100	80-129	
Trichloroethene	ug/L	20	17.7	89	80-120	
Vinyl chloride	ug/L	20	21.0	105	62-125	
Xylene (Total)	ug/L	60	59.0	98	80-120	
1,2-Dichloroethane-d4 (S)	%			98	80-120	
4-Bromofluorobenzene (S)	%			97	80-120	
Toluene-d8 (S)	%			99	80-120	

Results presented on this page are in the units indicated by the "Units" column except where an alternate unit is presented to the right of the result.

REPORT OF LABORATORY ANALYSIS

This report shall not be reproduced, except in full,
without the written consent of Pace Analytical Services, Inc..

Pace Analytical Services, Inc.
9608 Loiret Blvd.
Lenexa, KS 66219
(913)599-5665

QUALITY CONTROL DATA

Project: FORT SMITH, AR
Pace Project No.: 60204296

QC Batch: MSV/72112 Analysis Method: EPA 5030B/8260
QC Batch Method: EPA 5030B/8260 Analysis Description: 8260 MSV Water 10 mL Purge
Associated Lab Samples: 60204296001, 60204296002, 60204296003, 60204296004, 60204296005, 60204296006, 60204296007, 60204296008, 60204296009

METHOD BLANK: 1645610 Matrix: Water
Associated Lab Samples: 60204296001, 60204296002, 60204296003, 60204296004, 60204296005, 60204296006, 60204296007, 60204296008, 60204296009

Parameter	Units	Blank Result	Reporting Limit	Analyzed	Qualifiers
1,1,1-Trichloroethane	ug/L	ND	1.0	10/07/15 20:48	
1,1,2,2-Tetrachloroethane	ug/L	ND	1.0	10/07/15 20:48	
1,1,2-Trichloroethane	ug/L	ND	1.0	10/07/15 20:48	
1,1-Dichloroethane	ug/L	ND	1.0	10/07/15 20:48	
1,1-Dichloroethene	ug/L	ND	1.0	10/07/15 20:48	
1,2-Dichloroethane	ug/L	ND	1.0	10/07/15 20:48	
1,2-Dichloropropane	ug/L	ND	1.0	10/07/15 20:48	
2-Butanone (MEK)	ug/L	ND	10.0	10/07/15 20:48	
2-Hexanone	ug/L	ND	10.0	10/07/15 20:48	
4-Methyl-2-pentanone (MIBK)	ug/L	ND	10.0	10/07/15 20:48	
Acetone	ug/L	ND	10.0	10/07/15 20:48	
Benzene	ug/L	ND	1.0	10/07/15 20:48	
Bromodichloromethane	ug/L	ND	1.0	10/07/15 20:48	
Bromoform	ug/L	ND	1.0	10/07/15 20:48	
Bromomethane	ug/L	ND	5.0	10/07/15 20:48	
Carbon disulfide	ug/L	ND	5.0	10/07/15 20:48	
Carbon tetrachloride	ug/L	ND	1.0	10/07/15 20:48	
Chlorobenzene	ug/L	ND	1.0	10/07/15 20:48	
Chloroethane	ug/L	ND	1.0	10/07/15 20:48	
Chloroform	ug/L	ND	1.0	10/07/15 20:48	
Chloromethane	ug/L	0.12J	1.0	10/07/15 20:48	
cis-1,2-Dichloroethene	ug/L	ND	1.0	10/07/15 20:48	
cis-1,3-Dichloropropene	ug/L	ND	1.0	10/07/15 20:48	
Dibromochloromethane	ug/L	ND	1.0	10/07/15 20:48	
Ethylbenzene	ug/L	ND	1.0	10/07/15 20:48	
Methylene chloride	ug/L	ND	1.0	10/07/15 20:48	
Styrene	ug/L	ND	1.0	10/07/15 20:48	
Tetrachloroethene	ug/L	ND	1.0	10/07/15 20:48	
Toluene	ug/L	ND	1.0	10/07/15 20:48	
trans-1,2-Dichloroethene	ug/L	ND	1.0	10/07/15 20:48	
trans-1,3-Dichloropropene	ug/L	ND	1.0	10/07/15 20:48	
Trichloroethene	ug/L	ND	1.0	10/07/15 20:48	
Vinyl chloride	ug/L	ND	1.0	10/07/15 20:48	
Xylene (Total)	ug/L	ND	3.0	10/07/15 20:48	
1,2-Dichloroethane-d4 (S)	%	97	80-120	10/07/15 20:48	
4-Bromofluorobenzene (S)	%	98	80-120	10/07/15 20:48	
Toluene-d8 (S)	%	101	80-120	10/07/15 20:48	

Results presented on this page are in the units indicated by the "Units" column except where an alternate unit is presented to the right of the result.

REPORT OF LABORATORY ANALYSIS

This report shall not be reproduced, except in full,
without the written consent of Pace Analytical Services, Inc..

Pace Analytical Services, Inc.
9608 Loiret Blvd.
Lenexa, KS 66219
(913)599-5665

QUALITY CONTROL DATA

Project: FORT SMITH, AR
Pace Project No.: 60204296

LABORATORY CONTROL SAMPLE: 1645611

Parameter	Units	Spike Conc.	LCS Result	LCS % Rec	% Rec Limits	Qualifiers
1,1,1-Trichloroethane	ug/L	20	19.1	96	80-120	
1,1,2,2-Tetrachloroethane	ug/L	20	18.1	90	73-121	
1,1,2-Trichloroethane	ug/L	20	18.2	91	80-120	
1,1-Dichloroethane	ug/L	20	19.9	99	80-120	
1,1-Dichloroethene	ug/L	20	19.0	95	80-120	
1,2-Dichloroethane	ug/L	20	19.1	96	81-120	
1,2-Dichloropropane	ug/L	20	19.1	96	80-120	
2-Butanone (MEK)	ug/L	100	116	116	67-122	
2-Hexanone	ug/L	100	114	114	75-121	
4-Methyl-2-pentanone (MIBK)	ug/L	100	99.1	99	76-120	
Acetone	ug/L	100	124	124	72-120	L0
Benzene	ug/L	20	20.3	102	80-120	
Bromodichloromethane	ug/L	20	19.2	96	80-120	
Bromoform	ug/L	20	18.8	94	73-138	
Bromomethane	ug/L	20	21.8	109	38-137	
Carbon disulfide	ug/L	20	21.3	107	71-129	
Carbon tetrachloride	ug/L	20	19.4	97	67-146	
Chlorobenzene	ug/L	20	18.9	94	80-120	
Chloroethane	ug/L	20	19.7	99	76-120	
Chloroform	ug/L	20	18.1	90	80-120	
Chloromethane	ug/L	20	22.2	111	34-165	
cis-1,2-Dichloroethene	ug/L	20	19.2	96	80-120	
cis-1,3-Dichloropropene	ug/L	20	19.4	97	80-120	
Dibromochloromethane	ug/L	20	19.9	99	80-126	
Ethylbenzene	ug/L	20	19.8	99	80-120	
Methylene chloride	ug/L	20	20.9	104	80-120	
Styrene	ug/L	20	20.5	103	80-123	
Tetrachloroethene	ug/L	20	19.4	97	80-123	
Toluene	ug/L	20	19.5	98	80-120	
trans-1,2-Dichloroethene	ug/L	20	19.1	95	80-120	
trans-1,3-Dichloropropene	ug/L	20	19.3	97	80-129	
Trichloroethene	ug/L	20	17.9	90	80-120	
Vinyl chloride	ug/L	20	20.9	105	62-125	
Xylene (Total)	ug/L	60	58.3	97	80-120	
1,2-Dichloroethane-d4 (S)	%			96	80-120	
4-Bromofluorobenzene (S)	%			96	80-120	
Toluene-d8 (S)	%			100	80-120	

Results presented on this page are in the units indicated by the "Units" column except where an alternate unit is presented to the right of the result.

REPORT OF LABORATORY ANALYSIS

This report shall not be reproduced, except in full,
without the written consent of Pace Analytical Services, Inc..

Pace Analytical Services, Inc.
9608 Loiret Blvd.
Lenexa, KS 66219
(913)599-5665

QUALITY CONTROL DATA

Project: FORT SMITH, AR
Pace Project No.: 60204296

QC Batch: MSV/72134
QC Batch Method: EPA 5030B/8260
Analysis Method: EPA 5030B/8260
Analysis Description: 8260 MSV Water 10 mL Purge
Associated Lab Samples: 60204296001, 60204296007

METHOD BLANK: 1646422 Matrix: Water
Associated Lab Samples: 60204296001, 60204296007

Parameter	Units	Blank Result	Reporting Limit	Analyzed	Qualifiers
Trichloroethene	ug/L	0.21J	1.0	10/08/15 15:08	
1,2-Dichloroethane-d4 (S)	%	96	80-120	10/08/15 15:08	
4-Bromofluorobenzene (S)	%	98	80-120	10/08/15 15:08	
Toluene-d8 (S)	%	97	80-120	10/08/15 15:08	

LABORATORY CONTROL SAMPLE: 1646423

Parameter	Units	Spike Conc.	LCS Result	LCS % Rec	% Rec Limits	Qualifiers
Trichloroethene	ug/L	20	18.7	94	80-120	
1,2-Dichloroethane-d4 (S)	%			97	80-120	
4-Bromofluorobenzene (S)	%			99	80-120	
Toluene-d8 (S)	%			100	80-120	

MATRIX SPIKE & MATRIX SPIKE DUPLICATE: 1646424 1646425

Parameter	Units	60204425003 Result	MS Spike Conc.	MSD Spike Conc.	MS Result	MSD Result	MS % Rec	MSD % Rec	% Rec Limits	RPD	Max RPD	Qual
Trichloroethene	ug/L	4.4	20	20	22.7	23.3	92	95	70-135	3	10	
1,2-Dichloroethane-d4 (S)	%						98	96	80-120			
4-Bromofluorobenzene (S)	%						98	97	80-120			
Toluene-d8 (S)	%						97	98	80-120			

Results presented on this page are in the units indicated by the "Units" column except where an alternate unit is presented to the right of the result.

REPORT OF LABORATORY ANALYSIS

This report shall not be reproduced, except in full,
without the written consent of Pace Analytical Services, Inc..

Pace Analytical Services, Inc.
9608 Loiret Blvd.
Lenexa, KS 66219
(913)599-5665

QUALITY CONTROL DATA

Project: FORT SMITH, AR
Pace Project No.: 60204296

QC Batch: WET/57683 Analysis Method: SM 2320B
QC Batch Method: SM 2320B Analysis Description: 2320B Alkalinity
Associated Lab Samples: 60204296001, 60204296002, 60204296003, 60204296004, 60204296005, 60204296006, 60204296007, 60204296008, 60204296009

METHOD BLANK: 1647306 Matrix: Water
Associated Lab Samples: 60204296001, 60204296002, 60204296003, 60204296004, 60204296005, 60204296006, 60204296007, 60204296008, 60204296009

Parameter	Units	Blank Result	Reporting Limit	Analyzed	Qualifiers
Alkalinity, Carbonate (CaCO3)	mg/L	ND	20.0	10/09/15 10:35	
Alkalinity, Total as CaCO3	mg/L	ND	20.0	10/09/15 10:35	
Alkalinity,Bicarbonate (CaCO3)	mg/L	ND	20.0	10/09/15 10:35	

LABORATORY CONTROL SAMPLE: 1647307

Parameter	Units	Spike Conc.	LCS Result	LCS % Rec	% Rec Limits	Qualifiers
Alkalinity, Total as CaCO3	mg/L	500	474	95	90-110	

SAMPLE DUPLICATE: 1647309

Parameter	Units	60204425003 Result	Dup Result	RPD	Max RPD	Qualifiers
Alkalinity, Carbonate (CaCO3)	mg/L	ND	ND		10	
Alkalinity, Total as CaCO3	mg/L	52.0	52.9	2	10	
Alkalinity,Bicarbonate (CaCO3)	mg/L	52.0	52.9	2	10	

Results presented on this page are in the units indicated by the "Units" column except where an alternate unit is presented to the right of the result.

REPORT OF LABORATORY ANALYSIS

This report shall not be reproduced, except in full,
without the written consent of Pace Analytical Services, Inc..

Pace Analytical Services, Inc.
9608 Loiret Blvd.
Lenexa, KS 66219
(913)599-5665

QUALITY CONTROL DATA

Project: FORT SMITH, AR
Pace Project No.: 60204296

QC Batch: WET/57615 Analysis Method: SM 4500-S-2 D
QC Batch Method: SM 4500-S-2 D Analysis Description: 4500S2D Sulfide, Total
Associated Lab Samples: 60204296001, 60204296002, 60204296003, 60204296004, 60204296005, 60204296006, 60204296007, 60204296008, 60204296009

METHOD BLANK: 1645245 Matrix: Water
Associated Lab Samples: 60204296001, 60204296002, 60204296003, 60204296004, 60204296005, 60204296006, 60204296007, 60204296008, 60204296009

Parameter	Units	Blank Result	Reporting Limit	Analyzed	Qualifiers
Sulfide, Total	mg/L	ND	0.050	10/06/15 15:06	

LABORATORY CONTROL SAMPLE: 1645246

Parameter	Units	Spike Conc.	LCS Result	LCS % Rec	% Rec Limits	Qualifiers
Sulfide, Total	mg/L	.5	0.49	97	80-120	

MATRIX SPIKE SAMPLE: 1645247

Parameter	Units	60204289001 Result	Spike Conc.	MS Result	MS % Rec	% Rec Limits	Qualifiers
Sulfide, Total	mg/L	ND	.5	0.43	87	75-125	

SAMPLE DUPLICATE: 1645248

Parameter	Units	60204296001 Result	Dup Result	RPD	Max RPD	Qualifiers
Sulfide, Total	mg/L	ND	ND		20	

SAMPLE DUPLICATE: 1645249

Parameter	Units	60204296009 Result	Dup Result	RPD	Max RPD	Qualifiers
Sulfide, Total	mg/L	ND	ND		20	

Results presented on this page are in the units indicated by the "Units" column except where an alternate unit is presented to the right of the result.

REPORT OF LABORATORY ANALYSIS

This report shall not be reproduced, except in full,
without the written consent of Pace Analytical Services, Inc..

Pace Analytical Services, Inc.
9608 Loiret Blvd.
Lenexa, KS 66219
(913)599-5665

QUALITY CONTROL DATA

Project: FORT SMITH, AR
Pace Project No.: 60204296

QC Batch: WETA/36282 Analysis Method: EPA 300.0
QC Batch Method: EPA 300.0 Analysis Description: 300.0 IC Anions
Associated Lab Samples: 60204296002, 60204296004

METHOD BLANK: 1647186 Matrix: Water
Associated Lab Samples: 60204296002, 60204296004

Parameter	Units	Blank Result	Reporting Limit	Analyzed	Qualifiers
Chloride	mg/L	ND	1.0	10/09/15 09:55	
Sulfate	mg/L	ND	1.0	10/09/15 09:55	

METHOD BLANK: 1648043 Matrix: Water
Associated Lab Samples: 60204296002, 60204296004

Parameter	Units	Blank Result	Reporting Limit	Analyzed	Qualifiers
Chloride	mg/L	ND	1.0	10/10/15 15:33	
Sulfate	mg/L	ND	1.0	10/10/15 15:33	

LABORATORY CONTROL SAMPLE: 1647187

Parameter	Units	Spike Conc.	LCS Result	LCS % Rec	% Rec Limits	Qualifiers
Chloride	mg/L	5	4.6	93	90-110	
Sulfate	mg/L	5	4.8	95	90-110	

LABORATORY CONTROL SAMPLE: 1648044

Parameter	Units	Spike Conc.	LCS Result	LCS % Rec	% Rec Limits	Qualifiers
Chloride	mg/L	5	4.7	94	90-110	
Sulfate	mg/L	5	4.8	95	90-110	

MATRIX SPIKE SAMPLE: 1647188

Parameter	Units	60204521001 Result	Spike Conc.	MS Result	MS % Rec	% Rec Limits	Qualifiers
Chloride	mg/L	1330	500	1790	92	80-120	
Sulfate	mg/L	ND	500	525	92	80-120	

MATRIX SPIKE SAMPLE: 1647189

Parameter	Units	60204550003 Result	Spike Conc.	MS Result	MS % Rec	% Rec Limits	Qualifiers
Chloride	mg/L	<25.0	250	230	83	80-120	
Sulfate	mg/L	759	250	970	84	80-120	

Results presented on this page are in the units indicated by the "Units" column except where an alternate unit is presented to the right of the result.

REPORT OF LABORATORY ANALYSIS

This report shall not be reproduced, except in full,
without the written consent of Pace Analytical Services, Inc..

Pace Analytical Services, Inc.
9608 Loiret Blvd.
Lenexa, KS 66219
(913)599-5665

QUALITY CONTROL DATA

Project: FORT SMITH, AR
Pace Project No.: 60204296

QC Batch: WETA/36283 Analysis Method: EPA 300.0
QC Batch Method: EPA 300.0 Analysis Description: 300.0 IC Anions
Associated Lab Samples: 60204296005, 60204296006, 60204296007, 60204296008, 60204296009

METHOD BLANK: 1647191 Matrix: Water
Associated Lab Samples: 60204296005, 60204296006, 60204296007, 60204296008, 60204296009

Parameter	Units	Blank Result	Reporting Limit	Analyzed	Qualifiers
Chloride	mg/L	ND	1.0	10/09/15 12:39	
Sulfate	mg/L	ND	1.0	10/09/15 12:39	

LABORATORY CONTROL SAMPLE: 1647192

Parameter	Units	Spike Conc.	LCS Result	LCS % Rec	% Rec Limits	Qualifiers
Chloride	mg/L	5	5.0	100	90-110	
Sulfate	mg/L	5	5.0	100	90-110	

MATRIX SPIKE SAMPLE: 1647193

Parameter	Units	60204445002 Result	Spike Conc.	MS Result	MS % Rec	% Rec Limits	Qualifiers
Chloride	mg/L	2880	1000	3830	95	80-120	
Sulfate	mg/L	2420	1000	3320	90	80-120	

MATRIX SPIKE SAMPLE: 1647194

Parameter	Units	60204464001 Result	Spike Conc.	MS Result	MS % Rec	% Rec Limits	Qualifiers
Chloride	mg/L	68900	25000	92500	94	80-120	
Sulfate	mg/L	13400	25000	39700	105	80-120	

Results presented on this page are in the units indicated by the "Units" column except where an alternate unit is presented to the right of the result.

REPORT OF LABORATORY ANALYSIS

This report shall not be reproduced, except in full,
without the written consent of Pace Analytical Services, Inc..

Pace Analytical Services, Inc.
9608 Loiret Blvd.
Lenexa, KS 66219
(913)599-5665

QUALITY CONTROL DATA

Project: FORT SMITH, AR
Pace Project No.: 60204296

QC Batch: WETA/36316 Analysis Method: EPA 300.0
QC Batch Method: EPA 300.0 Analysis Description: 300.0 IC Anions
Associated Lab Samples: 60204296001, 60204296003

METHOD BLANK: 1648532 Matrix: Water
Associated Lab Samples: 60204296001, 60204296003

Parameter	Units	Blank Result	Reporting Limit	Analyzed	Qualifiers
Chloride	mg/L	ND	1.0	10/11/15 15:40	
Sulfate	mg/L	ND	1.0	10/11/15 15:40	

METHOD BLANK: 1648751 Matrix: Water
Associated Lab Samples: 60204296001, 60204296003

Parameter	Units	Blank Result	Reporting Limit	Analyzed	Qualifiers
Chloride	mg/L	ND	1.0	10/12/15 10:11	
Sulfate	mg/L	ND	1.0	10/12/15 10:11	

LABORATORY CONTROL SAMPLE: 1648533

Parameter	Units	Spike Conc.	LCS Result	LCS % Rec	% Rec Limits	Qualifiers
Chloride	mg/L	5	4.6	92	90-110	
Sulfate	mg/L	5	4.7	93	90-110	

LABORATORY CONTROL SAMPLE: 1648752

Parameter	Units	Spike Conc.	LCS Result	LCS % Rec	% Rec Limits	Qualifiers
Chloride	mg/L	5	4.6	91	90-110	
Sulfate	mg/L	5	4.7	95	90-110	

MATRIX SPIKE SAMPLE: 1648534

Parameter	Units	60204296003 Result	Spike Conc.	MS Result	MS % Rec	% Rec Limits	Qualifiers
Chloride	mg/L	81.3	50	127	91	80-120	
Sulfate	mg/L	102	50	145	87	80-120	

MATRIX SPIKE SAMPLE: 1648535

Parameter	Units	60204567002 Result	Spike Conc.	MS Result	MS % Rec	% Rec Limits	Qualifiers
Chloride	mg/L	2670	1000	3590	92	80-120	
Sulfate	mg/L	2330	1000	3200	87	80-120	

Results presented on this page are in the units indicated by the "Units" column except where an alternate unit is presented to the right of the result.

REPORT OF LABORATORY ANALYSIS

This report shall not be reproduced, except in full,
without the written consent of Pace Analytical Services, Inc..

Pace Analytical Services, Inc.
9608 Loiret Blvd.
Lenexa, KS 66219
(913)599-5665

QUALITY CONTROL DATA

Project: FORT SMITH, AR
Pace Project No.: 60204296

QC Batch: WETA/36341 Analysis Method: EPA 350.1
QC Batch Method: EPA 350.1 Analysis Description: 350.1 Ammonia
Associated Lab Samples: 60204296001, 60204296002, 60204296003, 60204296004, 60204296005, 60204296006, 60204296007, 60204296008, 60204296009

METHOD BLANK: 1649381 Matrix: Water
Associated Lab Samples: 60204296001, 60204296002, 60204296003, 60204296004, 60204296005, 60204296006, 60204296007, 60204296008, 60204296009

Parameter	Units	Blank Result	Reporting Limit	Analyzed	Qualifiers
Nitrogen, Ammonia	mg/L	ND	0.10	10/13/15 16:24	

LABORATORY CONTROL SAMPLE: 1649382

Parameter	Units	Spike Conc.	LCS Result	LCS % Rec	% Rec Limits	Qualifiers
Nitrogen, Ammonia	mg/L	2	2.0	100	90-110	

MATRIX SPIKE SAMPLE: 1649383

Parameter	Units	60204289001 Result	Spike Conc.	MS Result	MS % Rec	% Rec Limits	Qualifiers
Nitrogen, Ammonia	mg/L	ND	2	1.4	70	90-110	M1

MATRIX SPIKE SAMPLE: 1649385

Parameter	Units	60204703001 Result	Spike Conc.	MS Result	MS % Rec	% Rec Limits	Qualifiers
Nitrogen, Ammonia	mg/L	251	200	470	109	90-110	

SAMPLE DUPLICATE: 1649384

Parameter	Units	60204343001 Result	Dup Result	RPD	Max RPD	Qualifiers
Nitrogen, Ammonia	mg/L	ND	0.11		18	

Results presented on this page are in the units indicated by the "Units" column except where an alternate unit is presented to the right of the result.

REPORT OF LABORATORY ANALYSIS

This report shall not be reproduced, except in full,
without the written consent of Pace Analytical Services, Inc..

Pace Analytical Services, Inc.
9608 Loiret Blvd.
Lenexa, KS 66219
(913)599-5665

QUALITY CONTROL DATA

Project: FORT SMITH, AR
Pace Project No.: 60204296

QC Batch: WETA/36227 Analysis Method: EPA 353.2
QC Batch Method: EPA 353.2 Analysis Description: 353.2 Nitrate + Nitrite, Unpres.
Associated Lab Samples: 60204296001, 60204296002, 60204296003, 60204296004, 60204296005, 60204296006, 60204296007, 60204296008, 60204296009

METHOD BLANK: 1644989 Matrix: Water
Associated Lab Samples: 60204296001, 60204296002, 60204296003, 60204296004, 60204296005, 60204296006, 60204296007, 60204296008, 60204296009

Parameter	Units	Blank Result	Reporting Limit	Analyzed	Qualifiers
Nitrogen, Nitrate	mg/L	ND	0.10	10/06/15 12:36	
Nitrogen, Nitrite	mg/L	ND	0.10	10/06/15 12:36	
Nitrogen, NO2 plus NO3	mg/L	ND	0.10	10/06/15 12:36	

LABORATORY CONTROL SAMPLE: 1644990

Parameter	Units	Spike Conc.	LCS Result	LCS % Rec	% Rec Limits	Qualifiers
Nitrogen, Nitrate	mg/L	1.6	1.5	94	85-115	
Nitrogen, Nitrite	mg/L	.4	0.41	102	90-110	
Nitrogen, NO2 plus NO3	mg/L	2	1.9	95	90-110	

MATRIX SPIKE SAMPLE: 1644991

Parameter	Units	60204287003 Result	Spike Conc.	MS Result	MS % Rec	% Rec Limits	Qualifiers
Nitrogen, Nitrate	mg/L	ND	1.6	1.5	95	85-115	
Nitrogen, Nitrite	mg/L	ND	.4	0.41	102	90-110	
Nitrogen, NO2 plus NO3	mg/L	ND	2	1.9	96	90-110	

MATRIX SPIKE SAMPLE: 1644993

Parameter	Units	60204294001 Result	Spike Conc.	MS Result	MS % Rec	% Rec Limits	Qualifiers
Nitrogen, Nitrate	mg/L	24.7	16	37.4	79	85-115	M1
Nitrogen, Nitrite	mg/L	ND	4	4.2	104	90-110	
Nitrogen, NO2 plus NO3	mg/L	24.7	20	41.6	84	90-110	M1

SAMPLE DUPLICATE: 1644992

Parameter	Units	60204288001 Result	Dup Result	RPD	Max RPD	Qualifiers
Nitrogen, Nitrate	mg/L	6.2	6.2	1	20	
Nitrogen, Nitrite	mg/L	ND	ND		20	
Nitrogen, NO2 plus NO3	mg/L	6.2	6.2	1	20	

Results presented on this page are in the units indicated by the "Units" column except where an alternate unit is presented to the right of the result.

REPORT OF LABORATORY ANALYSIS

This report shall not be reproduced, except in full,
without the written consent of Pace Analytical Services, Inc..

Pace Analytical Services, Inc.
9608 Loiret Blvd.
Lenexa, KS 66219
(913)599-5665

QUALITY CONTROL DATA

Project: FORT SMITH, AR
Pace Project No.: 60204296

QC Batch: WETA/36354 Analysis Method: EPA 365.4
QC Batch Method: EPA 365.4 Analysis Description: 365.4 Phosphorus
Associated Lab Samples: 60204296001, 60204296002, 60204296003, 60204296004, 60204296005, 60204296006, 60204296007, 60204296008, 60204296009

METHOD BLANK: 1649686 Matrix: Water
Associated Lab Samples: 60204296001, 60204296002, 60204296003, 60204296004, 60204296005, 60204296006, 60204296007, 60204296008, 60204296009

Parameter	Units	Blank Result	Reporting Limit	Analyzed	Qualifiers
Phosphorus as PO4	mg/L	ND	0.31	10/15/15 10:39	

LABORATORY CONTROL SAMPLE: 1649687

Parameter	Units	Spike Conc.	LCS Result	LCS % Rec	% Rec Limits	Qualifiers
Phosphorus as PO4	mg/L		6.2			

MATRIX SPIKE SAMPLE: 1649688

Parameter	Units	60204289001 Result	Spike Conc.	MS Result	MS % Rec	% Rec Limits	Qualifiers
Phosphorus as PO4	mg/L	ND		6.3			

MATRIX SPIKE SAMPLE: 1649690

Parameter	Units	60204425003 Result	Spike Conc.	MS Result	MS % Rec	% Rec Limits	Qualifiers
Phosphorus as PO4	mg/L	ND		6.1			

SAMPLE DUPLICATE: 1649689

Parameter	Units	60204296001 Result	Dup Result	RPD	Max RPD	Qualifiers
Phosphorus as PO4	mg/L	ND	ND	0		

Results presented on this page are in the units indicated by the "Units" column except where an alternate unit is presented to the right of the result.

REPORT OF LABORATORY ANALYSIS

This report shall not be reproduced, except in full,
without the written consent of Pace Analytical Services, Inc..

Pace Analytical Services, Inc.
9608 Loiret Blvd.
Lenexa, KS 66219
(913)599-5665

QUALITY CONTROL DATA

Project: FORT SMITH, AR
Pace Project No.: 60204296

QC Batch: WETA/36275 Analysis Method: SM 5310C
QC Batch Method: SM 5310C Analysis Description: 5310C Total Organic Carbon
Associated Lab Samples: 60204296001, 60204296002, 60204296003, 60204296004, 60204296005, 60204296006, 60204296007, 60204296008, 60204296009

METHOD BLANK: 1647036 Matrix: Water
Associated Lab Samples: 60204296001, 60204296002, 60204296003, 60204296004, 60204296005, 60204296006, 60204296007, 60204296008, 60204296009

Parameter	Units	Blank Result	Reporting Limit	Analyzed	Qualifiers
Total Organic Carbon	mg/L	ND	1.0	10/09/15 15:29	

LABORATORY CONTROL SAMPLE: 1647037

Parameter	Units	Spike Conc.	LCS Result	LCS % Rec	% Rec Limits	Qualifiers
Total Organic Carbon	mg/L	5	5.4	108	80-120	

MATRIX SPIKE SAMPLE: 1647038

Parameter	Units	60204289001 Result	Spike Conc.	MS Result	MS % Rec	% Rec Limits	Qualifiers
Total Organic Carbon	mg/L	0.64J	5	5.9	106	80-120	

SAMPLE DUPLICATE: 1647039

Parameter	Units	60204296001 Result	Dup Result	RPD	Max RPD	Qualifiers
Total Organic Carbon	mg/L	ND	ND		25	

Results presented on this page are in the units indicated by the "Units" column except where an alternate unit is presented to the right of the result.

REPORT OF LABORATORY ANALYSIS

This report shall not be reproduced, except in full,
without the written consent of Pace Analytical Services, Inc..

Pace Analytical Services, Inc.
9608 Loiret Blvd.
Lenexa, KS 66219
(913)599-5665

QUALIFIERS

Project: FORT SMITH, AR
Pace Project No.: 60204296

DEFINITIONS

DF - Dilution Factor, if reported, represents the factor applied to the reported data due to dilution of the sample aliquot.

ND - Not Detected at or above adjusted reporting limit.

J - Estimated concentration above the adjusted method detection limit and below the adjusted reporting limit.

MDL - Adjusted Method Detection Limit.

PQL - Practical Quantitation Limit.

RL - Reporting Limit.

S - Surrogate

1,2-Diphenylhydrazine decomposes to and cannot be separated from Azobenzene using Method 8270. The result for each analyte is a combined concentration.

Consistent with EPA guidelines, unrounded data are displayed and have been used to calculate % recovery and RPD values.

LCS(D) - Laboratory Control Sample (Duplicate)

MS(D) - Matrix Spike (Duplicate)

DUP - Sample Duplicate

RPD - Relative Percent Difference

NC - Not Calculable.

SG - Silica Gel - Clean-Up

U - Indicates the compound was analyzed for, but not detected.

N-Nitrosodiphenylamine decomposes and cannot be separated from Diphenylamine using Method 8270. The result reported for each analyte is a combined concentration.

Pace Analytical is TNI accredited. Contact your Pace PM for the current list of accredited analytes.

TNI - The NELAC Institute.

LABORATORIES

PASI-D	Pace Analytical Services - Dallas
PASI-K	Pace Analytical Services - Kansas City

BATCH QUALIFIERS

Batch: MSV/72111

[M5] A matrix spike/matrix spike duplicate was not performed for this batch due to insufficient sample volume.

Batch: MSV/72112

[M5] A matrix spike/matrix spike duplicate was not performed for this batch due to insufficient sample volume.

Batch: WET/57797

[1] Ferrous iron performed in the field

Batch: WET/57798

[1] Field pH

Batch: WET/57809

[1] Ferrous iron performed in the field

ANALYTE QUALIFIERS

B	Analyte was detected in the associated method blank.
H6	Analysis initiated outside of the 15 minute EPA recommended holding time.
L0	Analyte recovery in the laboratory control sample (LCS) was outside QC limits.
L1	Analyte recovery in the laboratory control sample (LCS) was above QC limits. Results for this analyte in associated samples may be biased high.

This report shall not be reproduced, except in full,
without the written consent of Pace Analytical Services, Inc..

Pace Analytical Services, Inc.
9608 Loiret Blvd.
Lenexa, KS 66219
(913)599-5665

QUALIFIERS

Project: FORT SMITH, AR
Pace Project No.: 60204296

ANALYTE QUALIFIERS

L3	Analyte recovery in the laboratory control sample (LCS) exceeded QC limits. Analyte presence below reporting limits in associated samples. Results unaffected by high bias.
M1	Matrix spike recovery exceeded QC limits. Batch accepted based on laboratory control sample (LCS) recovery.

This report shall not be reproduced, except in full,
without the written consent of Pace Analytical Services, Inc..

Pace Analytical Services, Inc.
9608 Loiret Blvd.
Lenexa, KS 66219
(913)599-5665

QUALITY CONTROL DATA CROSS REFERENCE TABLE

Project: FORT SMITH, AR
Pace Project No.: 60204296

Lab ID	Sample ID	QC Batch Method	QC Batch	Analytical Method	Analytical Batch
60204296001	**MW-187-201510**	EPA 8015 - Alcohol	GCSV/4447		
60204296002	**MW-188-201510**	EPA 8015 - Alcohol	GCSV/4447		
60204296003	**MW-186-201510**	EPA 8015 - Alcohol	GCSV/4447		
60204296004	**MW-185-201510**	EPA 8015 - Alcohol	GCSV/4447		
60204296005	**MW-190-201510**	EPA 8015 - Alcohol	GCSV/4447		
60204296006	**MW-189-201510**	EPA 8015 - Alcohol	GCSV/4447		
60204296007	**MW-182-201510**	EPA 8015 - Alcohol	GCSV/4447		
60204296008	**MW-192-201510**	EPA 8015 - Alcohol	GCSV/4447		
60204296009	**MW-191-201510**	EPA 8015 - Alcohol	GCSV/4447		
60204296001	**MW-187-201510**	EPA 3010	MPRP/33432	EPA 6010	ICP/24631
60204296002	**MW-188-201510**	EPA 3010	MPRP/33432	EPA 6010	ICP/24631
60204296003	**MW-186-201510**	EPA 3010	MPRP/33432	EPA 6010	ICP/24631
60204296004	**MW-185-201510**	EPA 3010	MPRP/33432	EPA 6010	ICP/24631
60204296005	**MW-190-201510**	EPA 3010	MPRP/33432	EPA 6010	ICP/24631
60204296006	**MW-189-201510**	EPA 3010	MPRP/33432	EPA 6010	ICP/24631
60204296007	**MW-182-201510**	EPA 3010	MPRP/33432	EPA 6010	ICP/24631
60204296008	**MW-192-201510**	EPA 3010	MPRP/33432	EPA 6010	ICP/24631
60204296009	**MW-191-201510**	EPA 3010	MPRP/33432	EPA 6010	ICP/24631
60204296001	**MW-187-201510**	EPA 5030B/8260	MSV/72112		
60204296001	**MW-187-201510**	EPA 5030B/8260	MSV/72134		
60204296002	**MW-188-201510**	EPA 5030B/8260	MSV/72112		
60204296003	**MW-186-201510**	EPA 5030B/8260	MSV/72112		
60204296004	**MW-185-201510**	EPA 5030B/8260	MSV/72112		
60204296005	**MW-190-201510**	EPA 5030B/8260	MSV/72112		
60204296006	**MW-189-201510**	EPA 5030B/8260	MSV/72112		
60204296007	**MW-182-201510**	EPA 5030B/8260	MSV/72112		
60204296007	**MW-182-201510**	EPA 5030B/8260	MSV/72134		
60204296008	**MW-192-201510**	EPA 5030B/8260	MSV/72112		
60204296009	**MW-191-201510**	EPA 5030B/8260	MSV/72112		
60204296010	**TB-01-201510**	EPA 5030B/8260	MSV/72111		
60204296011	**TB-02-201510**	EPA 5030B/8260	MSV/72111		
60204296012	**TB-04-201510**	EPA 5030B/8260	MSV/72111		
60204296013	**EB-01-201510**	EPA 5030B/8260	MSV/72111		
60204296001	**MW-187-201510**	SM 2320B	WET/57683		
60204296002	**MW-188-201510**	SM 2320B	WET/57683		
60204296003	**MW-186-201510**	SM 2320B	WET/57683		
60204296004	**MW-185-201510**	SM 2320B	WET/57683		
60204296005	**MW-190-201510**	SM 2320B	WET/57683		
60204296006	**MW-189-201510**	SM 2320B	WET/57683		
60204296007	**MW-182-201510**	SM 2320B	WET/57683		
60204296008	**MW-192-201510**	SM 2320B	WET/57683		
60204296009	**MW-191-201510**	SM 2320B	WET/57683		
60204296001	**MW-187-201510**	SM 3500-Fe B#4	WET/57797		
60204296002	**MW-188-201510**	SM 3500-Fe B#4	WET/57797		

This report shall not be reproduced, except in full,
without the written consent of Pace Analytical Services, Inc..

Pace Analytical Services, Inc.
9608 Loiret Blvd.
Lenexa, KS 66219
(913)599-5665

QUALITY CONTROL DATA CROSS REFERENCE TABLE

Project: FORT SMITH, AR
Pace Project No.: 60204296

Lab ID	Sample ID	QC Batch Method	QC Batch	Analytical Method	Analytical Batch
60204296003	MW-186-201510	SM 3500-Fe B#4	WET/57797		
60204296004	MW-185-201510	SM 3500-Fe B#4	WET/57797		
60204296005	MW-190-201510	SM 3500-Fe B#4	WET/57797		
60204296006	MW-189-201510	SM 3500-Fe B#4	WET/57809		
60204296007	MW-182-201510	SM 3500-Fe B#4	WET/57797		
60204296008	MW-192-201510	SM 3500-Fe B#4	WET/57797		
60204296009	MW-191-201510	SM 3500-Fe B#4	WET/57797		
60204296001	MW-187-201510	SM 4500-H+B	WET/57798		
60204296002	MW-188-201510	SM 4500-H+B	WET/57798		
60204296003	MW-186-201510	SM 4500-H+B	WET/57798		
60204296004	MW-185-201510	SM 4500-H+B	WET/57798		
60204296005	MW-190-201510	SM 4500-H+B	WET/57798		
60204296006	MW-189-201510	SM 4500-H+B	WET/57798		
60204296007	MW-182-201510	SM 4500-H+B	WET/57798		
60204296008	MW-192-201510	SM 4500-H+B	WET/57798		
60204296009	MW-191-201510	SM 4500-H+B	WET/57798		
60204296001	MW-187-201510	SM 4500-S-2 D	WET/57615		
60204296002	MW-188-201510	SM 4500-S-2 D	WET/57615		
60204296003	MW-186-201510	SM 4500-S-2 D	WET/57615		
60204296004	MW-185-201510	SM 4500-S-2 D	WET/57615		
60204296005	MW-190-201510	SM 4500-S-2 D	WET/57615		
60204296006	MW-189-201510	SM 4500-S-2 D	WET/57615		
60204296007	MW-182-201510	SM 4500-S-2 D	WET/57615		
60204296008	MW-192-201510	SM 4500-S-2 D	WET/57615		
60204296009	MW-191-201510	SM 4500-S-2 D	WET/57615		
60204296001	MW-187-201510	EPA 300.0	WETA/36316		
60204296002	MW-188-201510	EPA 300.0	WETA/36282		
60204296003	MW-186-201510	EPA 300.0	WETA/36316		
60204296004	MW-185-201510	EPA 300.0	WETA/36282		
60204296005	MW-190-201510	EPA 300.0	WETA/36283		
60204296006	MW-189-201510	EPA 300.0	WETA/36283		
60204296007	MW-182-201510	EPA 300.0	WETA/36283		
60204296008	MW-192-201510	EPA 300.0	WETA/36283		
60204296009	MW-191-201510	EPA 300.0	WETA/36283		
60204296001	MW-187-201510	EPA 350.1	WETA/36341		
60204296002	MW-188-201510	EPA 350.1	WETA/36341		
60204296003	MW-186-201510	EPA 350.1	WETA/36341		
60204296004	MW-185-201510	EPA 350.1	WETA/36341		
60204296005	MW-190-201510	EPA 350.1	WETA/36341		
60204296006	MW-189-201510	EPA 350.1	WETA/36341		
60204296007	MW-182-201510	EPA 350.1	WETA/36341		
60204296008	MW-192-201510	EPA 350.1	WETA/36341		
60204296009	MW-191-201510	EPA 350.1	WETA/36341		

This report shall not be reproduced, except in full,
without the written consent of Pace Analytical Services, Inc..

Pace Analytical Services, Inc.
9608 Loiret Blvd.
Lenexa, KS 66219
(913)599-5665

QUALITY CONTROL DATA CROSS REFERENCE TABLE

Project: FORT SMITH, AR
Pace Project No.: 60204296

Lab ID	Sample ID	QC Batch Method	QC Batch	Analytical Method	Analytical Batch
60204296001	**MW-187-201510**	EPA 353.2	WETA/36227		
60204296002	**MW-188-201510**	EPA 353.2	WETA/36227		
60204296003	**MW-186-201510**	EPA 353.2	WETA/36227		
60204296004	**MW-185-201510**	EPA 353.2	WETA/36227		
60204296005	**MW-190-201510**	EPA 353.2	WETA/36227		
60204296006	**MW-189-201510**	EPA 353.2	WETA/36227		
60204296007	**MW-182-201510**	EPA 353.2	WETA/36227		
60204296008	**MW-192-201510**	EPA 353.2	WETA/36227		
60204296009	**MW-191-201510**	EPA 353.2	WETA/36227		
60204296001	**MW-187-201510**	EPA 365.4	WETA/36354		
60204296002	**MW-188-201510**	EPA 365.4	WETA/36354		
60204296003	**MW-186-201510**	EPA 365.4	WETA/36354		
60204296004	**MW-185-201510**	EPA 365.4	WETA/36354		
60204296005	**MW-190-201510**	EPA 365.4	WETA/36354		
60204296006	**MW-189-201510**	EPA 365.4	WETA/36354		
60204296007	**MW-182-201510**	EPA 365.4	WETA/36354		
60204296008	**MW-192-201510**	EPA 365.4	WETA/36354		
60204296009	**MW-191-201510**	EPA 365.4	WETA/36354		
60204296001	**MW-187-201510**	SM 4500-CO2 D	WETA/36396		
60204296002	**MW-188-201510**	SM 4500-CO2 D	WETA/36396		
60204296003	**MW-186-201510**	SM 4500-CO2 D	WETA/36396		
60204296004	**MW-185-201510**	SM 4500-CO2 D	WETA/36396		
60204296005	**MW-190-201510**	SM 4500-CO2 D	WETA/36396		
60204296006	**MW-189-201510**	SM 4500-CO2 D	WETA/36396		
60204296007	**MW-182-201510**	SM 4500-CO2 D	WETA/36396		
60204296008	**MW-192-201510**	SM 4500-CO2 D	WETA/36396		
60204296009	**MW-191-201510**	SM 4500-CO2 D	WETA/36396		
60204296001	**MW-187-201510**	SM 5310C	WETA/36275		
60204296002	**MW-188-201510**	SM 5310C	WETA/36275		
60204296003	**MW-186-201510**	SM 5310C	WETA/36275		
60204296004	**MW-185-201510**	SM 5310C	WETA/36275		
60204296005	**MW-190-201510**	SM 5310C	WETA/36275		
60204296006	**MW-189-201510**	SM 5310C	WETA/36275		
60204296007	**MW-182-201510**	SM 5310C	WETA/36275		
60204296008	**MW-192-201510**	SM 5310C	WETA/36275		
60204296009	**MW-191-201510**	SM 5310C	WETA/36275		

This report shall not be reproduced, except in full,
without the written consent of Pace Analytical Services, Inc..

Pace Analytical
www.pacelabs.com

Sample Condition Upon Receipt

WO# : 60204296

60204296

Client Name: Environ

Optional
Proj Due Date:
Proj Name:

Courier: FedEx ☐ UPS ☐ VIA ☑ Clay ☐ PEX ☐ ECI ☐ Pace ☐ Other ☐ Client ☐

Tracking #: _____ Pace Shipping Label Used? Yes ☑ No ☐

Custody Seal on Cooler/Box Present: Yes ☑ No ☐ Seals intact: Yes ☑ No ☐

Packing Material: Bubble Wrap ☐ Bubble Bags ☑ Foam ☑ None ☐ Other ☐

Thermometer Used: CF +0.6 T-239 / CF +0.6 T-262 **Type of Ice:** Wet Blue None ☐ Samples received on ice, cooling process has begun. (circle one)

Cooler Temperature: 2.0 2.8 1.8

Date and initials of person examining contents: BB 10/6/15 0959

Temperature should be above freezing to 6°C

Chain of Custody present:	☑Yes ☐No ☐N/A	1.
Chain of Custody filled out:	☑Yes ☐No ☐N/A	2.
Chain of Custody relinquished:	☑Yes ☐No ☐N/A	3.
Sampler name & signature on COC:	☑Yes ☐No ☐N/A	4.
Samples arrived within holding time:	☑Yes ☐No ☐N/A	5.
Short Hold Time analyses (<72hr):	☑Yes ☐No ☐N/A	6. Nov 5
Rush Turn Around Time requested:	☐Yes ☑No ☐N/A	7.
Sufficient volume:	☑Yes ☐No ☐N/A	8.
Correct containers used:	☑Yes ☐No ☐N/A	
Pace containers used:	☑Yes ☐No ☐N/A	9.
Containers intact:	☑Yes ☐No ☐N/A	10.
Unpreserved 5035A soils frozen w/in 48hrs?	☐Yes ☐No ☑N/A	11.
Filtered volume received for dissolved tests?	☐Yes ☐No ☑N/A	12.
Sample labels match COC: Includes date/time/ID/analyses Y Matrix: WT	☑Yes ☐No ☐N/A	13.
All containers needing preservation have been checked.	☑Yes ☐No ☐N/A	
All containers needing preservation are found to be in compliance with EPA recommendation.	☑Yes ☐No ☐N/A	14.
Exceptions: VOA, Coliform, O&G, WI-DRO (water)	☑Yes ☐No	Initial when completed / Lot # of added preservative
Trip Blank present: Pace Trip Blank lot # (if purchased): Covered	☑Yes ☐No ☐N/A	15. cap color corresponds TB w/ samples from same cooler
Headspace in VOA vials (>6mm):	☐Yes ☑No ☐N/A	16.
Project sampled in USDA Regulated Area:	☐Yes ☐No ☑N/A	17. List State:
Additional labels attached to 5035A vials in the field?	☐Yes ☐No ☑N/A	18.

Client Notification/ Resolution: Copy COC to Client? Y / N Field Data Required? Y / N

Person Contacted: _____ Date/Time: _____

Comments/ Resolution: Emailed Wendy to check on '5 day hold' comment. CBC 10/6/15

Project Manager Review: CBC Date: 10/06/15

Pace Analytical
www.pacelabs.com

CHAIN-OF-CUSTODY / Analytical Request Document

The Chain-of-Custody is a LEGAL DOCUMENT. All relevant fields must be completed accurately.

Page: 1 of 2

Section A Required Client Information:		Section B Required Project Information:		Section C Invoice Information:	
Company:	Environ	Report To:	Wendy Stonestreet	Attention:	Tammy Gleason
Address:	7500 College Blvd., Ste. 925	Copy To:	Tammy Gleason	Company Name:	Environ
	Overland Park, KS 66210			Address:	250 Monroe Ave. NW Grand Rapids
Email To:	wstonestreet@environcorp.com	Purchase Order No.:	NA	Pace Quote Reference:	Michigan, 49503
Phone:	913-553-5926 Fax:	Project Name:	Fort Smith, AR	Pace Project Manager:	Colleen Clyne
Requested Due Date/TAT:		Project Number:		Pace Profile #:	7444, line 1

REGULATORY AGENCY

☐ NPDES ☐ GROUND WATER ☐ DRINKING WATER
☐ UST ☐ RCRA ☑ OTHER ADEQ

Site Location STATE: AR

Section D Required Client Information

SAMPLE ID
(A-Z, 0-9 / ,-)
Sample IDs MUST BE UNIQUE

AG35 1-5 3D69H 3D69U BP3S 20 BP3U BP3N 20 BP3Z

Valid Matrix Codes

MATRIX	CODE
DRINKING WATER	DW
WATER	WT
WASTE WATER	WW
PRODUCT	P
SOIL/SOLID	SL
OIL	OL
WIPE	WP
AIR	AR
OTHER	OT
TISSUE	TS

Requested Analysis Filtered (Y/N)

ITEM #	MATRIX CODE (see valid codes to left)	SAMPLE TYPE (G=GRAB C=COMP)	COLLECTED COMPOSITE START DATE	COLLECTED COMPOSITE START TIME	COLLECTED COMPOSITE END/GRAB DATE	COLLECTED COMPOSITE END/GRAB TIME	SAMPLE TEMP AT COLLECTION	# OF CONTAINERS	Preservatives: Unpreserved	H_2SO_4	HNO_3	HCl	NaOH + Zn Acetate	$Na_2S_2O_3$	Methanol	Other	Analysis Test Y/N: 8260 VOCs	Alkalinity	TOC	Chloride, Sulfate	8015 Chloroethanol (Pace Dallas)	8010-Iron/Mn	Ferric Iron calc. (send field Ferrous)	Ammonia	Nitrate+Nitrite	Total Phosphate (Pace Dallas)	Sulfide	CO2 Calc (Alkalinity +pH)	Residual Chlorine (Y/N)	Pace Project No./ Lab I.D.
1	WT	G			10/5/15	1435		11									+	+	+	+									5day Hold VOCs MJ
2	WT	G			10/5/15	1300		11									+	+	+	+									5day Hold VOCs MJ
3	WT	G			10/5/15	1230		11									+	+	+	+									5day Hold VOCs MJ
4	WT	G			10/5/15	1317		11									+	+	+	+									—
5	WT	G			10/5/15	1535		11									+	+	+	+									5 day Hold VOCs MJ
6	WT	G			10/5/15	0800		2									X												2869H 11 010
7	WT	G			10/5/15	0800		2									X												↓ 11 011
8	WT	G			10/5/15	0800		2									X												11
9	WT	G			10/5/15	0800		2									X												↓ 11 012
10	WT	G			10/5/15	1625		4									+	+	+	+									5 day Hold VOCs MJ
11	WT	G			10/5/15	1700	3	2									X												3D69H 013
12	WT	G			10/5/15	1350		11									+	+	+	+									5 day Hold VOCs MJ

ADDITIONAL COMMENTS	RELINQUISHED BY / AFFILIATION	DATE	TIME	ACCEPTED BY / AFFILIATION	DATE	TIME	SAMPLE CONDITIONS			
Level IV data package required	Victoria Siegler Ramboll Environ	10/5/15	1800	Pace 10/6/15	09/0		2.0	Y	Y	Y
							2.8	↓	↓	↓
							1.8	↓	↓	↓

SAMPLER NAME AND SIGNATURE

PRINT Name of SAMPLER: Victoria Siegler

SIGNATURE of SAMPLER: Victoria Siegler DATE Signed (MM/DD/YY): 10/5/15

Temp in °C	Received on Ice (Y/N)	Custody Sealed Cooler (Y/N)	Samples Intact (Y/N)

*Important Note: By signing this form you are accepting Pace's NET 30 day payment terms and agreeing to late charges of 1.5% per month for any invoices not paid within 30 days.

F-ALL-Q-020rev.07, 15-Feb-2007

Pace Analytical
www.pacelabs.com

CHAIN-OF-CUSTODY / Analytical Request Document

The Chain-of-Custody is a LEGAL DOCUMENT. All relevant fields must be completed accurately.

Page: 2 of 2

Section A Required Client Information:		Section B Required Project Information:		Section C Invoice Information:	
Company:	Environ	Report To:	Wendy Stonestreet	Attention:	Tammy Gleason
Address:	7500 College Blvd., Ste. 925	Copy To:	Tammy Gleason	Company Name:	Environ
	Overland Park, KS 66210			Address:	250 Monroe Ave. NW Grand Rapids
Email To:	wstonestreet@environcorp.com	Purchase Order No.:	NA	Pace Quote Reference:	Michigan, 49503
Phone: 913-553-5926	Fax:	Project Name:	Fort Smith, AR	Pace Project Manager:	Colleen Clyne
Requested Due Date/TAT:		Project Number:		Pace Profile #:	7444, line 1

REGULATORY AGENCY

☐ NPDES ☐ GROUND WATER ☐ DRINKING WATER
☐ UST ☐ RCRA ☑ OTHER ADEQ

Site Location STATE: AR

Section D Required Client Information

Valid Matrix Codes

MATRIX	CODE
DRINKING WATER	DW
WATER	WT
WASTE WATER	WW
PRODUCT	P
SOIL/SOLID	SL
OIL	OL
WIPE	WP
AIR	AR
OTHER	OT
TISSUE	TS

SAMPLE ID (A-Z, 0-9 / ,-) Sample IDs MUST BE UNIQUE

Requested Analysis Filtered (Y/N)

ITEM #	SAMPLE ID	MATRIX CODE (see valid codes to left)	SAMPLE TYPE (G=GRAB C=COMP)	COLLECTED COMPOSITE START DATE	COLLECTED COMPOSITE START TIME	COLLECTED COMPOSITE END/GRAB DATE	COLLECTED COMPOSITE END/GRAB TIME	SAMPLE TEMP AT COLLECTION	# OF CONTAINERS	Unpreserved	H_2SO_4	HNO_3	HCl	NaOH + Zn Acetate	$Na_2S_2O_3$	Methanol	Other	Analysis Test (Y/N)	8260 VOCs	Alkalinity	TOC	Chloride, Sulfate	8015 Chloroethanol (Pace Dallas)	6010-Iron/Mn	Ferric Iron calc. (send field Ferrous)	Ammonia	Nitrate+Nitrite	Total Phosphate (Pace Dallas)	Sulfide	CO2 Calc (Alkalinity +pH)	Residual Chlorine (Y/N)	Pace Project No./ Lab I.D. (2.0, 2.0, 10.0)
1	MW-182-201510 A635 (1.5)	WT	G	3D69H	3D69U	10/5/15	1553		11	+	+	+	+	x					+	+	+	+	+	+	+	+	+	+	+	x		BP3S BP3U BP3N BP3Z W7
2	MW-192-201510	WT	G			10/5/15	1040		11	+	+	+	+	+					+	+	+	+	+	+	+	+	+	+	+	+		W8
3	MW-191-201510	WT	G			10/5/15	1440		11	+	+	+	+	+					+	+	+	+	+	+	+	+	+	+	+	+		W9
4																															
5																															
6																															
7																															
8																															
9																															
10																															
11																															
12																															

VS

ADDITIONAL COMMENTS	RELINQUISHED BY / AFFILIATION	DATE	TIME	ACCEPTED BY / AFFILIATION	DATE	TIME
Level IV data package required	Victoria Singleton / Ramboll Environ	10/5/15	1800	[illegible]	10/6/15	0910

SAMPLE CONDITIONS

Temp in °C	Received on Ice (Y/N)	Custody Sealed Cooler (Y/N)	Samples Intact (Y/N)
2.0	Y	Y	Y
2.8			
1.8			

SAMPLER NAME AND SIGNATURE

PRINT Name of SAMPLER: Victoria Singleton

SIGNATURE of SAMPLER: Victoria Singleton

DATE Signed (MM/DD/YY): 10/5/15

*Important Note: By signing this form you are accepting Pace's NET 30 day payment terms and agreeing to late charges of 1.5% per month for any invoices not paid within 30 days.

F-ALL-Q-020rev.07, 15-Feb-2007

Chain of Custody

Pace Analytical®
www.pacelabs.com

Workorder: 60204296 **Workorder Name:** FORT SMITH, AR **Owner Received Date:** 10/6/2015 **Results Requested By:** 10/13/2015

Report To	Subcontract To
Colleen Clyne Pace Analytical Services, Inc. 9608 Loiret Blvd. Lenexa, KS 66219 Phone (913)599-5665 Fax (913)599-1759	Pace Analytical Dallas 400 West Bethany Drive Suite 190 Allen, TX 75013 Phone (972)727-1123

						Preserved Containers						Requested Analysis												
Item	Sample ID	Sample Type	Collect Date/Time	Lab ID	Matrix	BP3S	DG9U					8015 chloroethanol	Total phosphate											LAB USE ONLY
1	MW-187-201510	PS	10/5/2015 14:35	60204296001	Water	1	3					X	X											
2	MW-188-201510	PS	10/5/2015 13:00	60204296002	Water	1	3					X	X											
3	MW-186-201510	PS	10/5/2015 12:30	60204296003	Water	1	3					X	X											
4	MW-185-201510	PS	10/5/2015 15:35	60204296004	Water	1	3					X	X											
5	MW-190-201510	PS	10/5/2015 16:25	60204296005	Water	1	3					X	X											
6	MW-189-201510	PS	10/5/2015 13:50	60204296006	Water	1	3					X	X											
7	MW-182-201510	PS	10/5/2015 15:53	60204296007	Water	1	3					X	X											
8	MW-192-201510	PS	10/5/2015 16:40	60204296008	Water	1	3					X	X											
9	MW-191-201510	PS	10/5/2015 14:40	60204296009	Water	1	3					X	X											

Transfers	Released By	Date/Time	Received By	Date/Time
1				
2				
3				

Comments

Cooler Temperature on Receipt °C	Custody Seal Y or	Received on Ice Y or	Samples Intact Y or N

****In order to maintain client confidentiality, location/name of the sampling site, sampler's name and signature may not be provided on this COC document.*
This chain of custody is considered complete as is since this information is available in the owner laboratory.

Chain of Custody

Pace Analytical®
www.pacelabs.com

Workorder: 60204296 **Workorder Name:** FORT SMITH, AR **Owner Received Date:** 10/6/2015 **Results Requested By:** 10/13/2015

Report To	Subcontract To
Colleen Clyne Pace Analytical Services, Inc. 9608 Loiret Blvd. Lenexa, KS 66219 Phone (913)599-5665 Fax (913)599-1759	Pace Analytical Dallas 400 West Bethany Drive Suite 190 Allen, TX 75013 Phone (972)727-1123

						Preserved Containers						Requested Analysis												
Item	Sample ID	Sample Type	Collect Date/Time	Lab ID	Matrix	BP3S	DG9U					8015 chloroethanol	Total phosphate											LAB USE ONLY
1	MW-187-201510	PS	10/5/2015 14:35	60204296001	Water	1	3					X	X											001
2	MW-188-201510	PS	10/5/2015 13:00	60204296002	Water	1	3					X	X											002
3	MW-186-201510	PS	10/5/2015 12:30	60204296003	Water	1	3					X	X											003
4	MW-185-201510	PS	10/5/2015 15:35	60204296004	Water	1	3					X	X											004
5	MW-190-201510	PS	10/5/2015 16:25	60204296005	Water	1	3					X	X											005
6	MW-189-201510	PS	10/5/2015 13:50	60204296006	Water	1	3					X	X											006
7	MW-182-201510	PS	10/5/2015 15:53	60204296007	Water	1	3					X	X											007
8	MW-192-201510	PS	10/5/2015 16:40	60204296008	Water	1	3					X	X											008
9	MW-191-201510	PS	10/5/2015 14:40	60204296009	Water	1	3					X	X											009

WO#: 7532110

7532110

Transfers	Released By	Date/Time	Received By	Date/Time
1		10/6/15 1700		
2				
3				

Cooler Temperature on Receipt °C	Custody Seal Y or	Received on Ice Y or	Samples Intact Y or N

****In order to maintain client confidentiality, location/name of the sampling site, sampler's name and signature may not be provided on this COC document.*
This chain of custody is considered complete as is since this information is available in the owner laboratory.

Page 69 of 79

Pace Analytical

Sample Condition Upon Receipt
Dallas

Client Name: Pace Kansas Project Work order: 7532110

Courier: FedEX ☑ UPS ☐ USPS ☐ Client ☐ Courier ☐ LSO ☐ PACE ☐ Other:_____

Tracking#: 6508 8159 6740

Custody Seal on Cooler/Box: Yes ☑ No ☐ **Seals Intact:** Yes ☑ No ☐ NA ☐

Packing Material: Bubble Wrap ☐ Bubble Bags ☑ Foam ☑ None ☐ Other ☐

Thermometer Used: IR-01 Type of Ice: Wet ☑ Blue ☐ None ☐ Sample Received on ice, cooling process has begun ☑

Cooler Temp: 4.6°C (Temp should be above freezing to 6°C)

Chain of Custody Present	Yes ☑ No ☐ NA ☐	1
Chain of Custody filled out	Yes ☑ No ☐ NA ☐	2
Chain of Custody relinquished	Yes ☑ No ☐ NA ☐	3
Sampler name & signature on COC	Yes ☐ No ☑ NA ☐	4
Sample received within HT	Yes ☑ No ☐ NA ☐	5
Short HT analyses (<72 hrs)	Yes ☐ No ☑ NA ☐	6
Rush TAT requested	Yes ☐ No ☑ NA ☐	7
Sufficient Volume received	Yes ☑ No ☐ NA ☐	8
Correct Container used Pace Container used	Yes ☑ No ☐ NA ☐ Yes ☑ No ☐ NA ☐	9
Container Intact	Yes ☑ No ☐ NA ☐	10
Unpreserved 5035A soil frozen within 48 hrs	Yes ☐ No ☐ NA ☑	11
Filtered volume received for Dissolved tests	Yes ☐ No ☐ NA ☑	12
Sample labels match COC Include date/time/ID/analyses Matrix: WATER	Yes ☑ No ☐ NA ☐	13
All containers needing preservation have been checked	Yes ☐ No ☐ NA ☑	14a. Lot# of pH strip:_____ pH checked Yes ☐ No ☐ pH<2 ☐ pH>9 ☐ pH>12 ☐ Lot# of Iodine strip:_____ Lot# of Lead Acetate strip:_____
Do containers require preservation at the lab	Yes ☐ No ☐ NA ☑	14b. Preservation: / Lot#:
All containers needing preservation are found to be in Compliance with EPA recommendation **Exception**: VOA, coliform, O&G	Yes ☐ No ☐ NA ☑ Yes ☑ No ☐	14c.
Are soil samples (volatiles) received in Bulk ☐ Terracore ☐ EnCore ☐	NA ☑	15.
Trip Blank present Trip Blank Custody Seals Intact Pace Trip Blank Lot# (if purchased):_____	Yes ☐ No ☐ NA ☑ Yes ☐ No ☐ NA ☑	16.
Headspace in VOA (>6mm)	Yes ☐ No ☐ NA ☑	17.
Project sampled in USDA Regulated Area:	Yes ☐ No ☐ NA ☑	18. List State _____

Client Notification/Resolution/Comments:

Person Contacted:_____ Date:_____

Comments/Resolution:_____

Person Examining Contents: _____ Date: 10/9/15

Pace Analytical Services - Dallas

Sample Container Count-

COC PAGE 1 of 1

COC ID# _____

Pace Project # 7532110

Sample Line Item	AG1S	AG1U	AG3S	BG1S	BP1U	BP2N	BP2S	BP2U	BP20	SP5T	VG9H	DG9M	VG9U	VG9W	WGFU	WGKU	BP3C	GN	WG2U	BP3S	DG9U			
1																					3			
2																					3			
3																					3			
4																					3			
5																					3			
6																					3			
7																					3			
8																					3			
9																					3			
10																								
11																								
12																								

Container Codes

AF	Air Filter	BP1A	1 liter NaOH, Asc Acid plastic	BP3S	250mL H2SO4 plastic	R	terra core kit
AG1H	1L HCL Amber Glass	BP1N	1 liter HNO3 plastic	BP3U	250mL unpreserved plastic	SP5T	120mL Coliform Na Thiosulfate
AG1S	1L H2SO4 Amber Glass	BP1S	1 liter H2SO4 plastic	BP3Z	250mL NaOH, Zn Ac plastic	SP5U	120mL Coliform unpreserved
AG1T	1L Sodium Thiosulfate Amber	BP1U	1 liter unpreserved plastic	C	Air Cassettes	VG9H	40mL HCL clear vial
AG1U	1L Unpreserved Amber Glass	BP1Z	1 liter NaOH, Zn, Ac	DG9B	40mL Na Bisulfate amber vial	VG9T	40mL Na Thio. clear vial
AG2N	500mL HNO3 amber glass	BP2A	500mL NaOH, Asc Acid plasti	DG9H	40mL HCL amber voa vial	VG9U	40mL unpreserved clear vial
AG2S	500mL H2SO4 amber glass	BP2N	500mL HNO3 plastic	DG9M	40mL MeOH clear vial	VG9W	40mL Unpreserved Tared
AG2U	500mL unpreserved amber glas	BP2O	500mL NaOH plastic	DG9P	40mL TSP amber vial	VSG	Headspace septa vial & HCL
AG3S	250mL H2SO4 glass amber	BP2S	500mL H2SO4 plastic	DG9S	40mL H2SO4 amber vial	WGFU	4oz clear soil jar
AG3U	250mL unpreserved amber glas	BP2U	500mL unpreserved plastic	DG9T	40mL Na Thio amber vial	WGFX	4oz wide jar w/hexane wipe
BG1H	1 liter HCL clear glass	BP2Z	500mL NaOH, Zn Ac	DG9U	40mL unpreserved amber vial	WGKU	8oz wide jar upreserved
BG1S	1 liter H2SO4 clear glass	BP3A	250mL NaOh, Asc Acid plasti	GN	General unpreserved	WG2U	2oz clear jar
BG1T	1 liter Na Thiosulfate clear gla	BP3C	250mL NaOH plastic	I	Wipe/Swab	ZPLC	Ziploc Bag
BG1U	1 liter unpreserved glass	BP3N	250mL HNO3 plastic	JGFU	4oz unpreserved amber wide	Other	Other

Pace Analytical Services, Inc.
9608 Loiret Blvd.
Lenexa, KS 66219
(913)599-5665

October 16, 2015

Wendy Stonestreet
Environ International Corporation
7500 College Blvd Ste 925
Overland Park, KS 66210

RE: Project: Fort Smith, AR
Pace Project No.: 60204425

Dear Wendy Stonestreet:
Enclosed are the analytical results for sample(s) received by the laboratory on October 07, 2015. The results relate only to the samples included in this report. Results reported herein conform to the most current TNI standards and the laboratory's Quality Assurance Manual, where applicable, unless otherwise noted in the body of the report.

If you have any questions concerning this report, please feel free to contact me.

Sincerely,

Colleen Clyne
colleen.clyne@pacelabs.com
Project Manager

Enclosures

cc: Tamara Gleason, ENVIRON International Corporation

This report shall not be reproduced, except in full,
without the written consent of Pace Analytical Services, Inc..

Pace Analytical Services, Inc.
9608 Loiret Blvd.
Lenexa, KS 66219
(913)599-5665

CERTIFICATIONS

Project: Fort Smith, AR
Pace Project No.: 60204425

Kansas Certification IDs
9608 Loiret Boulevard, Lenexa, KS 66219
WY STR Certification #: 2456.01
Arkansas Certification #: 15-016-0
Illinois Certification #: 003097
Iowa Certification #: 118
Kansas/NELAP Certification #: E-10116
Louisiana Certification #: 03055
Nevada Certification #: KS000212008A
Oklahoma Certification #: 9205/9935
Texas Certification #: T104704407
Utah Certification #: KS00021

Dallas Certification IDs:
400 West Bethany Dr Suite 190, Allen, TX 75013
EPA# TX00074
Texas Certification #: T104704232-14-8
Kansas Certification #: E-10388
Arkansas Certification #: 88-0647
Oklahoma Certification #: 2014-055
Louisiana Certification #: 02007

This report shall not be reproduced, except in full,
without the written consent of Pace Analytical Services, Inc..

Pace Analytical Services, Inc.
9608 Loiret Blvd.
Lenexa, KS 66219
(913)599-5665

SAMPLE SUMMARY

Project: Fort Smith, AR
Pace Project No.: 60204425

Lab ID	Sample ID	Matrix	Date Collected	Date Received
60204425001	MW-57R-201510	Water	10/06/15 13:20	10/07/15 08:45
60204425002	MW-56R-201510	Water	10/06/15 12:00	10/07/15 08:45
60204425003	MW-55R-201510	Water	10/06/15 12:00	10/07/15 08:45
60204425004	TB-05-201510	Water	10/06/15 08:00	10/07/15 08:45
60204425005	MW-82-201510	Water	10/06/15 13:55	10/07/15 08:45
60204425006	IW-76-201510	Water	10/06/15 16:00	10/07/15 08:45
60204425007	RW-69-201510	Water	10/06/15 14:45	10/07/15 08:45
60204425008	MW-31R-201510	Water	10/06/15 15:35	10/07/15 08:45
60204425009	TB-06-201510	Water	10/06/15 08:00	10/07/15 08:45
60204425010	MW-60R-201510	Water	10/06/15 11:05	10/07/15 08:45
60204425011	MW-50R-201510	Water	10/06/15 08:45	10/07/15 08:45
60204425012	MW-66-201510	Water	10/06/15 16:10	10/07/15 08:45
60204425013	MW-67R-201510	Water	10/06/15 14:00	10/07/15 08:45
60204425014	EB-02-201510	Water	10/06/15 17:25	10/07/15 08:45
60204425015	TB-07-201510	Water	10/06/15 08:00	10/07/15 08:45
60204425016	ITMW-2-201510	Water	10/06/15 17:15	10/07/15 08:45
60204425017	MW-41R-201510	Water	10/06/15 14:00	10/07/15 08:45
60204425018	DUP-07-201510	Water	10/06/15 14:00	10/07/15 08:45
60204425019	IW-73-201510	Water	10/06/15 16:00	10/07/15 08:45
60204425020	MW-40R-201510	Water	10/06/15 09:10	10/07/15 08:45
60204425021	DUP-03-201510	Water	10/06/15 09:10	10/07/15 08:45
60204425022	TB-08-201510	Water	10/06/15 08:00	10/07/15 08:45
60204425023	MW-71-201510	Water	10/06/15 17:00	10/07/15 08:45
60204425024	IW-72-201510	Water	10/06/15 11:20	10/07/15 08:45
60204425025	MW-62R-201510	Water	10/06/15 10:00	10/07/15 08:45
60204425026	IW-80-201510	Water	10/06/15 10:30	10/07/15 08:45
60204425027	MW-68-201510	Water	10/06/15 10:00	10/07/15 08:45
60204425028	MW-36R-201510	Water	10/06/15 09:35	10/07/15 08:45
60204425029	TB-10-201510	Water	10/06/15 08:00	10/07/15 08:45

This report shall not be reproduced, except in full,
without the written consent of Pace Analytical Services, Inc..

Pace Analytical Services, Inc.
9608 Loiret Blvd.
Lenexa, KS 66219
(913)599-5665

SAMPLE ANALYTE COUNT

Project: Fort Smith, AR
Pace Project No.: 60204425

Lab ID	Sample ID	Method	Analysts	Analytes Reported	Laboratory
60204425001	**MW-57R-201510**	EPA 8015 - Alcohol	MS1	1	PASI-D
		EPA 6010	TDS	2	PASI-K
		EPA 5030B/8260	PGH	38	PASI-K
		SM 2320B	LDB	3	PASI-K
		SM 3500-Fe B#4	TJG	1	PASI-K
		SM 4500-H+B	TJG	1	PASI-K
		SM 4500-S-2 D	LDB	1	PASI-K
		EPA 300.0	AJM	2	PASI-K
		EPA 350.1	RAB	1	PASI-K
		EPA 353.2	RAB	3	PASI-K
		EPA 365.4	RAB	1	PASI-K
		SM 4500-CO2 D	TJG	1	PASI-K
		SM 5310C	ESM	1	PASI-K
60204425002	**MW-56R-201510**	EPA 8015 - Alcohol	MS1	1	PASI-D
		EPA 6010	TDS	2	PASI-K
		EPA 5030B/8260	PGH	38	PASI-K
		SM 2320B	LDB	3	PASI-K
		SM 3500-Fe B#4	TJG	1	PASI-K
		SM 4500-H+B	TJG	1	PASI-K
		SM 4500-S-2 D	LDB	1	PASI-K
		EPA 300.0	AJM	2	PASI-K
		EPA 350.1	RAB	1	PASI-K
		EPA 353.2	RAB	3	PASI-K
		EPA 365.4	RAB	1	PASI-K
		SM 4500-CO2 D	TJG	1	PASI-K
		SM 5310C	ESM	1	PASI-K
60204425003	**MW-55R-201510**	EPA 8015 - Alcohol	MS1	1	PASI-D
		EPA 6010	TDS	2	PASI-K
		EPA 5030B/8260	PGH	38	PASI-K
		SM 2320B	LDB	3	PASI-K
		SM 3500-Fe B#4	TJG	1	PASI-K
		SM 4500-H+B	TJG	1	PASI-K
		SM 4500-S-2 D	LDB	1	PASI-K
		EPA 300.0	AJM	2	PASI-K
		EPA 350.1	RAB	1	PASI-K
		EPA 353.2	RAB	3	PASI-K
		EPA 365.4	RAB	1	PASI-K

This report shall not be reproduced, except in full,
without the written consent of Pace Analytical Services, Inc..

Pace Analytical Services, Inc.
9608 Loiret Blvd.
Lenexa, KS 66219
(913)599-5665

SAMPLE ANALYTE COUNT

Project: Fort Smith, AR
Pace Project No.: 60204425

Lab ID	Sample ID	Method	Analysts	Analytes Reported	Laboratory
		SM 4500-CO2 D	TJG	1	PASI-K
		SM 5310C	ESM	1	PASI-K
60204425004	**TB-05-201510**	EPA 5030B/8260	PGH	38	PASI-K
60204425005	**MW-82-201510**	EPA 8015 - Alcohol	MS1	1	PASI-D
		EPA 6010	TDS	2	PASI-K
		EPA 5030B/8260	PGH	38	PASI-K
		SM 2320B	LDB	3	PASI-K
		SM 3500-Fe B#4	TJG	1	PASI-K
		SM 4500-H+B	TJG	1	PASI-K
		SM 4500-S-2 D	LDB	1	PASI-K
		EPA 300.0	AJM	2	PASI-K
		EPA 350.1	RAB	1	PASI-K
		EPA 353.2	RAB	3	PASI-K
		EPA 365.4	RAB	1	PASI-K
		SM 4500-CO2 D	TJG	1	PASI-K
		SM 5310C	ESM	1	PASI-K
60204425006	**IW-76-201510**	EPA 8015 - Alcohol	MS1	1	PASI-D
		EPA 6010	TDS	2	PASI-K
		EPA 5030B/8260	PGH	38	PASI-K
		SM 2320B	LDB	3	PASI-K
		SM 3500-Fe B#4	TJG	1	PASI-K
		SM 4500-H+B	TJG	1	PASI-K
		SM 4500-S-2 D	LDB	1	PASI-K
		EPA 300.0	AJM	2	PASI-K
		EPA 350.1	RAB	1	PASI-K
		EPA 353.2	RAB	3	PASI-K
		EPA 365.4	RAB	1	PASI-K
		SM 4500-CO2 D	TJG	1	PASI-K
		SM 5310C	ESM	1	PASI-K
60204425007	**RW-69-201510**	EPA 8015 - Alcohol	MS1	1	PASI-D
		EPA 6010	TDS	2	PASI-K
		EPA 5030B/8260	PGH	38	PASI-K
		SM 2320B	LDB	3	PASI-K
		SM 3500-Fe B#4	TJG	1	PASI-K
		SM 4500-H+B	TJG	1	PASI-K
		SM 4500-S-2 D	LDB	1	PASI-K
		EPA 300.0	AJM	2	PASI-K

This report shall not be reproduced, except in full,
without the written consent of Pace Analytical Services, Inc..

Pace Analytical Services, Inc.
9608 Loiret Blvd.
Lenexa, KS 66219
(913)599-5665

SAMPLE ANALYTE COUNT

Project: Fort Smith, AR
Pace Project No.: 60204425

Lab ID	Sample ID	Method	Analysts	Analytes Reported	Laboratory
		EPA 350.1	RAB	1	PASI-K
		EPA 353.2	RAB	3	PASI-K
		EPA 365.4	RAB	1	PASI-K
		SM 4500-CO2 D	TJG	1	PASI-K
		SM 5310C	ESM	1	PASI-K
60204425008	**MW-31R-201510**	EPA 8015 - Alcohol	MS1	1	PASI-D
		EPA 6010	TDS	2	PASI-K
		EPA 5030B/8260	PGH	38	PASI-K
		SM 2320B	LDB	3	PASI-K
		SM 3500-Fe B#4	TJG	1	PASI-K
		SM 4500-H+B	TJG	1	PASI-K
		SM 4500-S-2 D	LDB	1	PASI-K
		EPA 300.0	AJM	2	PASI-K
		EPA 350.1	RAB	1	PASI-K
		EPA 353.2	RAB	3	PASI-K
		EPA 365.4	RAB	1	PASI-K
		SM 4500-CO2 D	TJG	1	PASI-K
		SM 5310C	ESM	1	PASI-K
60204425009	**TB-06-201510**	EPA 5030B/8260	PGH	38	PASI-K
60204425010	**MW-60R-201510**	EPA 8015 - Alcohol	MS1	1	PASI-D
		EPA 6010	TDS	2	PASI-K
		EPA 5030B/8260	PGH	38	PASI-K
		SM 2320B	LDB	3	PASI-K
		SM 3500-Fe B#4	TJG	1	PASI-K
		SM 4500-H+B	TJG	1	PASI-K
		SM 4500-S-2 D	LDB	1	PASI-K
		EPA 300.0	AJM	2	PASI-K
		EPA 350.1	RAB	1	PASI-K
		EPA 353.2	RAB	3	PASI-K
		EPA 365.4	RAB	1	PASI-K
		SM 4500-CO2 D	TJG	1	PASI-K
		SM 5310C	ESM	1	PASI-K
60204425011	**MW-50R-201510**	EPA 8015 - Alcohol	MS1	1	PASI-D
		EPA 6010	TDS	2	PASI-K
		EPA 5030B/8260	PGH	38	PASI-K
		SM 2320B	LDB	3	PASI-K
		SM 3500-Fe B#4	TJG	1	PASI-K

This report shall not be reproduced, except in full,
without the written consent of Pace Analytical Services, Inc..

Pace Analytical Services, Inc.
9608 Loiret Blvd.
Lenexa, KS 66219
(913)599-5665

SAMPLE ANALYTE COUNT

Project: Fort Smith, AR
Pace Project No.: 60204425

Lab ID	Sample ID	Method	Analysts	Analytes Reported	Laboratory
		SM 4500-H+B	TJG	1	PASI-K
		SM 4500-S-2 D	LDB	1	PASI-K
		EPA 300.0	AJM	2	PASI-K
		EPA 350.1	RAB	1	PASI-K
		EPA 353.2	RAB	3	PASI-K
		EPA 365.4	RAB	1	PASI-K
		SM 4500-CO2 D	TJG	1	PASI-K
		SM 5310C	ESM	1	PASI-K
60204425012	**MW-66-201510**	EPA 8015 - Alcohol	MS1	1	PASI-D
		EPA 6010	TDS	2	PASI-K
		EPA 5030B/8260	PGH	38	PASI-K
		SM 2320B	LDB	3	PASI-K
		SM 3500-Fe B#4	TJG	1	PASI-K
		SM 4500-H+B	TJG	1	PASI-K
		SM 4500-S-2 D	LDB	1	PASI-K
		EPA 300.0	AJM	2	PASI-K
		EPA 350.1	RAB	1	PASI-K
		EPA 353.2	RAB	3	PASI-K
		EPA 365.4	RAB	1	PASI-K
		SM 4500-CO2 D	TJG	1	PASI-K
		SM 5310C	ESM	1	PASI-K
60204425013	**MW-67R-201510**	EPA 8015 - Alcohol	MS1	1	PASI-D
		EPA 6010	TDS	2	PASI-K
		EPA 5030B/8260	PGH	38	PASI-K
		SM 2320B	LDB	3	PASI-K
		SM 3500-Fe B#4	TJG	1	PASI-K
		SM 4500-H+B	TJG	1	PASI-K
		SM 4500-S-2 D	LDB	1	PASI-K
		EPA 300.0	AJM	2	PASI-K
		EPA 350.1	RAB	1	PASI-K
		EPA 353.2	RAB	3	PASI-K
		EPA 365.4	RAB	1	PASI-K
		SM 4500-CO2 D	TJG	1	PASI-K
		SM 5310C	ESM	1	PASI-K
60204425014	**EB-02-201510**	EPA 5030B/8260	PGH	38	PASI-K
60204425015	**TB-07-201510**	EPA 5030B/8260	PGH	38	PASI-K
60204425016	**ITMW-2-201510**	EPA 8015 - Alcohol	MS1	1	PASI-D

This report shall not be reproduced, except in full,
without the written consent of Pace Analytical Services, Inc..

Pace Analytical Services, Inc.
9608 Loiret Blvd.
Lenexa, KS 66219
(913)599-5665

SAMPLE ANALYTE COUNT

Project: Fort Smith, AR
Pace Project No.: 60204425

Lab ID	Sample ID	Method	Analysts	Analytes Reported	Laboratory
		EPA 6010	TDS	2	PASI-K
		EPA 5030B/8260	PGH	38	PASI-K
		SM 2320B	LDB	3	PASI-K
		SM 3500-Fe B#4	TJG	1	PASI-K
		SM 4500-H+B	TJG	1	PASI-K
		SM 4500-S-2 D	LDB	1	PASI-K
		EPA 300.0	AJM	2	PASI-K
		EPA 350.1	RAB	1	PASI-K
		EPA 353.2	RAB	3	PASI-K
		EPA 365.4	RAB	1	PASI-K
		SM 4500-CO2 D	TJG	1	PASI-K
		SM 5310C	ESM	1	PASI-K
60204425017	**MW-41R-201510**	EPA 8015 - Alcohol	MS1	1	PASI-D
		EPA 6010	TDS	2	PASI-K
		EPA 5030B/8260	PGH	38	PASI-K
		SM 2320B	LDB	3	PASI-K
		SM 3500-Fe B#4	TJG	1	PASI-K
		SM 4500-H+B	TJG	1	PASI-K
		SM 4500-S-2 D	LDB	1	PASI-K
		EPA 300.0	AJM	2	PASI-K
		EPA 350.1	RAB	1	PASI-K
		EPA 353.2	RAB	3	PASI-K
		EPA 365.4	RAB	1	PASI-K
		SM 4500-CO2 D	TJG	1	PASI-K
		SM 5310C	ESM	1	PASI-K
60204425018	**DUP-07-201510**	EPA 5030B/8260	PGH	38	PASI-K
60204425019	**IW-73-201510**	EPA 8015 - Alcohol	MS1	1	PASI-D
		EPA 6010	TDS	2	PASI-K
		EPA 5030B/8260	PGH	38	PASI-K
		SM 2320B	LDB	3	PASI-K
		SM 3500-Fe B#4	TJG	1	PASI-K
		SM 4500-H+B	TJG	1	PASI-K
		SM 4500-S-2 D	LDB	1	PASI-K
		EPA 300.0	AJM	2	PASI-K
		EPA 350.1	RAB	1	PASI-K
		EPA 353.2	RAB	3	PASI-K
		EPA 365.4	RAB	1	PASI-K

This report shall not be reproduced, except in full,
without the written consent of Pace Analytical Services, Inc..

Pace Analytical Services, Inc.
9608 Loiret Blvd.
Lenexa, KS 66219
(913)599-5665

SAMPLE ANALYTE COUNT

Project: Fort Smith, AR
Pace Project No.: 60204425

Lab ID	Sample ID	Method	Analysts	Analytes Reported	Laboratory
		SM 4500-CO2 D	TJG	1	PASI-K
		SM 5310C	ESM	1	PASI-K
60204425020	**MW-40R-201510**	EPA 8015 - Alcohol	MS1	1	PASI-D
		EPA 6010	TDS	2	PASI-K
		EPA 5030B/8260	PGH	38	PASI-K
		SM 2320B	LDB	3	PASI-K
		SM 3500-Fe B#4	TJG	1	PASI-K
		SM 4500-H+B	TJG	1	PASI-K
		SM 4500-S-2 D	LDB	1	PASI-K
		EPA 300.0	AJM	2	PASI-K
		EPA 350.1	RAB	1	PASI-K
		EPA 353.2	RAB	3	PASI-K
		EPA 365.4	RAB	1	PASI-K
		SM 4500-CO2 D	TJG	1	PASI-K
		SM 5310C	ESM	1	PASI-K
60204425021	**DUP-03-201510**	EPA 5030B/8260	PGH	38	PASI-K
60204425022	**TB-08-201510**	EPA 5030B/8260	PGH	38	PASI-K
60204425023	**MW-71-201510**	EPA 8015 - Alcohol	MS1	1	PASI-D
		EPA 6010	TDS	2	PASI-K
		EPA 5030B/8260	PGH	38	PASI-K
		SM 2320B	LDB	3	PASI-K
		SM 3500-Fe B#4	TJG	1	PASI-K
		SM 4500-H+B	TJG	1	PASI-K
		SM 4500-S-2 D	LDB	1	PASI-K
		EPA 300.0	AJM	2	PASI-K
		EPA 350.1	RAB	1	PASI-K
		EPA 353.2	RAB	3	PASI-K
		EPA 365.4	RAB	1	PASI-K
		SM 4500-CO2 D	TJG	1	PASI-K
		SM 5310C	ESM	1	PASI-K
60204425024	**IW-72-201510**	EPA 8015 - Alcohol	MS1	1	PASI-D
		EPA 6010	TDS	2	PASI-K
		EPA 5030B/8260	PGH	38	PASI-K
		SM 2320B	LDB	3	PASI-K
		SM 3500-Fe B#4	TJG	1	PASI-K
		SM 4500-H+B	TJG	1	PASI-K
		SM 4500-S-2 D	LDB	1	PASI-K

This report shall not be reproduced, except in full,
without the written consent of Pace Analytical Services, Inc..

Pace Analytical Services, Inc.
9608 Loiret Blvd.
Lenexa, KS 66219
(913)599-5665

SAMPLE ANALYTE COUNT

Project: Fort Smith, AR
Pace Project No.: 60204425

Lab ID	Sample ID	Method	Analysts	Analytes Reported	Laboratory
		EPA 300.0	AJM	2	PASI-K
		EPA 350.1	RAB	1	PASI-K
		EPA 353.2	RAB	3	PASI-K
		EPA 365.4	RAB	1	PASI-K
		SM 4500-CO2 D	TJG	1	PASI-K
		SM 5310C	ESM	1	PASI-K
60204425025	**MW-62R-201510**	EPA 8015 - Alcohol	MS1	1	PASI-D
		EPA 6010	TDS	2	PASI-K
		EPA 5030B/8260	PGH	38	PASI-K
		SM 2320B	LDB	3	PASI-K
		SM 3500-Fe B#4	TJG	1	PASI-K
		SM 4500-H+B	TJG	1	PASI-K
		SM 4500-S-2 D	LDB	1	PASI-K
		EPA 300.0	AJM	2	PASI-K
		EPA 350.1	RAB	1	PASI-K
		EPA 353.2	RAB	3	PASI-K
		EPA 365.4	RAB	1	PASI-K
		SM 4500-CO2 D	TJG	1	PASI-K
		SM 5310C	ESM	1	PASI-K
60204425026	**IW-80-201510**	EPA 8015 - Alcohol	MS1	1	PASI-D
		EPA 6010	TDS	2	PASI-K
		EPA 5030B/8260	PGH	38	PASI-K
		SM 2320B	LDB	3	PASI-K
		SM 3500-Fe B#4	TJG	1	PASI-K
		SM 4500-H+B	TJG	1	PASI-K
		SM 4500-S-2 D	LDB	1	PASI-K
		EPA 300.0	AJM	2	PASI-K
		EPA 350.1	RAB	1	PASI-K
		EPA 353.2	RAB	3	PASI-K
		EPA 365.4	RAB	1	PASI-K
		SM 4500-CO2 D	TJG	1	PASI-K
		SM 5310C	ESM	1	PASI-K
60204425027	**MW-68-201510**	EPA 8015 - Alcohol	MS1	1	PASI-D
		EPA 6010	TDS	2	PASI-K
		EPA 5030B/8260	PGH	38	PASI-K
		SM 2320B	LDB	3	PASI-K
		SM 3500-Fe B#4	TJG	1	PASI-K

This report shall not be reproduced, except in full,
without the written consent of Pace Analytical Services, Inc..

Pace Analytical Services, Inc.
9608 Loiret Blvd.
Lenexa, KS 66219
(913)599-5665

SAMPLE ANALYTE COUNT

Project: Fort Smith, AR
Pace Project No.: 60204425

Lab ID	Sample ID	Method	Analysts	Analytes Reported	Laboratory
		SM 4500-H+B	TJG	1	PASI-K
		SM 4500-S-2 D	LDB	1	PASI-K
		EPA 300.0	AJM	2	PASI-K
		EPA 350.1	RAB	1	PASI-K
		EPA 353.2	RAB	3	PASI-K
		EPA 365.4	RAB	1	PASI-K
		SM 4500-CO2 D	TJG	1	PASI-K
		SM 5310C	ESM	1	PASI-K
60204425028	**MW-36R-201510**	EPA 8015 - Alcohol	MS1	1	PASI-D
		EPA 6010	JGP	2	PASI-K
		EPA 5030B/8260	PGH	38	PASI-K
		SM 2320B	LDB	3	PASI-K
		SM 3500-Fe B#4	TJG	1	PASI-K
		SM 4500-H+B	TJG	1	PASI-K
		SM 4500-S-2 D	LDB	1	PASI-K
		EPA 300.0	AJM	2	PASI-K
		EPA 350.1	RAB	1	PASI-K
		EPA 353.2	RAB	3	PASI-K
		EPA 365.4	RAB	1	PASI-K
		SM 4500-CO2 D	TJG	1	PASI-K
		SM 5310C	ESM	1	PASI-K
60204425029	**TB-10-201510**	EPA 5030B/8260	PGH	38	PASI-K

This report shall not be reproduced, except in full,
without the written consent of Pace Analytical Services, Inc..

Pace Analytical Services, Inc.
9608 Loiret Blvd.
Lenexa, KS 66219
(913)599-5665

PROJECT NARRATIVE

Project: Fort Smith, AR
Pace Project No.: 60204425

Method: **EPA 8015 - Alcohol**
Description: Alcohol by Direct Inject GCFID
Client: Environ_AR
Date: October 16, 2015

General Information:
21 samples were analyzed for EPA 8015 - Alcohol. All samples were received in acceptable condition with any exceptions noted below or on the chain-of custody and/or the sample condition upon receipt form (SCUR) attached at the end of this report.

Hold Time:
The samples were analyzed within the method required hold times with any exceptions noted below.

Initial Calibrations (including MS Tune as applicable):
All criteria were within method requirements with any exceptions noted below.

Continuing Calibration:
All criteria were within method requirements with any exceptions noted below.

Surrogates:
All surrogates were within QC limits with any exceptions noted below.

Method Blank:
All analytes were below the report limit in the method blank, where applicable, with any exceptions noted below.

Laboratory Control Spike:
All laboratory control spike compounds were within QC limits with any exceptions noted below.

Matrix Spikes:
All percent recoveries and relative percent differences (RPDs) were within acceptance criteria with any exceptions noted below.

Additional Comments:

This report shall not be reproduced, except in full,
without the written consent of Pace Analytical Services, Inc..

Pace Analytical Services, Inc.
9608 Loiret Blvd.
Lenexa, KS 66219
(913)599-5665

PROJECT NARRATIVE

Project: Fort Smith, AR
Pace Project No.: 60204425

Method: **EPA 6010**
Description: 6010 MET ICP
Client: Environ_AR
Date: October 16, 2015

General Information:
21 samples were analyzed for EPA 6010. All samples were received in acceptable condition with any exceptions noted below or on the chain-of custody and/or the sample condition upon receipt form (SCUR) attached at the end of this report.

Hold Time:
The samples were analyzed within the method required hold times with any exceptions noted below.

Sample Preparation:
The samples were prepared in accordance with EPA 3010 with any exceptions noted below.

Initial Calibrations (including MS Tune as applicable):
All criteria were within method requirements with any exceptions noted below.

Continuing Calibration:
All criteria were within method requirements with any exceptions noted below.

Method Blank:
All analytes were below the report limit in the method blank, where applicable, with any exceptions noted below.

Laboratory Control Spike:
All laboratory control spike compounds were within QC limits with any exceptions noted below.

Matrix Spikes:
All percent recoveries and relative percent differences (RPDs) were within acceptance criteria with any exceptions noted below.

Additional Comments:

This report shall not be reproduced, except in full,
without the written consent of Pace Analytical Services, Inc..

Pace Analytical Services, Inc.
9608 Loiret Blvd.
Lenexa, KS 66219
(913)599-5665

PROJECT NARRATIVE

Project: Fort Smith, AR
Pace Project No.: 60204425

Method: **EPA 5030B/8260**
Description: 8260 MSV
Client: Environ_AR
Date: October 16, 2015

General Information:
29 samples were analyzed for EPA 5030B/8260. All samples were received in acceptable condition with any exceptions noted below or on the chain-of custody and/or the sample condition upon receipt form (SCUR) attached at the end of this report.

pH: Post-analysis pH measurement indicates insufficient VOA sample preservation.
- MW-57R-201510 (Lab ID: 60204425001)

Hold Time:
The samples were analyzed within the method required hold times with any exceptions noted below.

Initial Calibrations (including MS Tune as applicable):
All criteria were within method requirements with any exceptions noted below.

Continuing Calibration:
All criteria were within method requirements with any exceptions noted below.

Internal Standards:
All internal standards were within QC limits with any exceptions noted below.

Surrogates:
All surrogates were within QC limits with any exceptions noted below.

QC Batch: MSV/72158

S2: Surrogate recovery outside laboratory control limits due to matrix interferences (confirmed by similar results from sample re-analysis).
- IW-72-201510 (Lab ID: 60204425024)
  - Toluene-d8 (S)
- IW-76-201510 (Lab ID: 60204425006)
  - Toluene-d8 (S)

Method Blank:
All analytes were below the report limit in the method blank, where applicable, with any exceptions noted below.

QC Batch: MSV/72134

B: Analyte was detected in the associated method blank.
- BLANK for HBN 403828 [MSV/7213 (Lab ID: 1646422)
  - Chloromethane

QC Batch: MSV/72135

B: Analyte was detected in the associated method blank.
- BLANK for HBN 403829 [MSV/7213 (Lab ID: 1646426)
  - Chloromethane

QC Batch: MSV/72146

B: Analyte was detected in the associated method blank.
- BLANK for HBN 403892 [MSV/7214 (Lab ID: 1646653)

This report shall not be reproduced, except in full,
without the written consent of Pace Analytical Services, Inc..

Pace Analytical Services, Inc.
9608 Loiret Blvd.
Lenexa, KS 66219
(913)599-5665

PROJECT NARRATIVE

Project: Fort Smith, AR
Pace Project No.: 60204425

Method: **EPA 5030B/8260**
Description: 8260 MSV
Client: Environ_AR
Date: October 16, 2015

QC Batch: MSV/72146

B: Analyte was detected in the associated method blank.
- Chloromethane

QC Batch: MSV/72185

B: Analyte was detected in the associated method blank.
- BLANK for HBN 404231 [MSV/7218 (Lab ID: 1648879)
  - Bromomethane
  - Chloromethane

Laboratory Control Spike:
All laboratory control spike compounds were within QC limits with any exceptions noted below.

QC Batch: MSV/72135

L0: Analyte recovery in the laboratory control sample (LCS) was outside QC limits.
- LCS (Lab ID: 1646427)
  - Acetone

QC Batch: MSV/72185

L0: Analyte recovery in the laboratory control sample (LCS) was outside QC limits.
- LCS (Lab ID: 1648880)
  - Acetone

Matrix Spikes:
All percent recoveries and relative percent differences (RPDs) were within acceptance criteria with any exceptions noted below.

QC Batch: MSV/72134

A matrix spike and/or matrix spike duplicate (MS/MSD) were performed on the following sample(s): 60204425003

M1: Matrix spike recovery exceeded QC limits. Batch accepted based on laboratory control sample (LCS) recovery.
- MS (Lab ID: 1646424)
  - Acetone
  - Chloroethane
- MSD (Lab ID: 1646425)
  - Acetone
  - Chloroethane

QC Batch: MSV/72135

A matrix spike/matrix spike duplicate was not performed due to insufficient sample volume.

QC Batch: MSV/72146

A matrix spike/matrix spike duplicate was not performed due to insufficient sample volume.

QC Batch: MSV/72158

A matrix spike and/or matrix spike duplicate (MS/MSD) were performed on the following sample(s): 60204563001

M1: Matrix spike recovery exceeded QC limits. Batch accepted based on laboratory control sample (LCS) recovery.
- MS (Lab ID: 1647434)
  - Acetone

This report shall not be reproduced, except in full,
without the written consent of Pace Analytical Services, Inc..

Pace Analytical Services, Inc.
9608 Loiret Blvd.
Lenexa, KS 66219
(913)599-5665

PROJECT NARRATIVE

Project: Fort Smith, AR
Pace Project No.: 60204425

Method: **EPA 5030B/8260**
Description: 8260 MSV
Client: Environ_AR
Date: October 16, 2015

QC Batch: MSV/72158

A matrix spike and/or matrix spike duplicate (MS/MSD) were performed on the following sample(s): 60204563001

M1: Matrix spike recovery exceeded QC limits. Batch accepted based on laboratory control sample (LCS) recovery.

- Chloroethane
- MSD (Lab ID: 1647435)
  - Acetone
  - Chloroform

R1: RPD value was outside control limits.

- MSD (Lab ID: 1647435)
  - Ethylbenzene

QC Batch: MSV/72185

A matrix spike/matrix spike duplicate was not performed due to insufficient sample volume.

Additional Comments:

This report shall not be reproduced, except in full,
without the written consent of Pace Analytical Services, Inc..

Pace Analytical Services, Inc.
9608 Loiret Blvd.
Lenexa, KS 66219
(913)599-5665

PROJECT NARRATIVE

Project: Fort Smith, AR
Pace Project No.: 60204425

Method: **SM 2320B**
Description: 2320B Alkalinity
Client: Environ_AR
Date: October 16, 2015

General Information:
21 samples were analyzed for SM 2320B. All samples were received in acceptable condition with any exceptions noted below or on the chain-of custody and/or the sample condition upon receipt form (SCUR) attached at the end of this report.

Hold Time:
The samples were analyzed within the method required hold times with any exceptions noted below.

Method Blank:
All analytes were below the report limit in the method blank, where applicable, with any exceptions noted below.

Laboratory Control Spike:
All laboratory control spike compounds were within QC limits with any exceptions noted below.

Matrix Spikes:
All percent recoveries and relative percent differences (RPDs) were within acceptance criteria with any exceptions noted below.

Duplicate Sample:
All duplicate sample results were within method acceptance criteria with any exceptions noted below.

Additional Comments:

This report shall not be reproduced, except in full,
without the written consent of Pace Analytical Services, Inc..

Pace Analytical Services, Inc.
9608 Loiret Blvd.
Lenexa, KS 66219
(913)599-5665

PROJECT NARRATIVE

Project: Fort Smith, AR
Pace Project No.: 60204425

Method: **SM 3500-Fe B#4**
Description: Iron, Ferric (Calculation)
Client: Environ_AR
Date: October 16, 2015

General Information:
21 samples were analyzed for SM 3500-Fe B#4. All samples were received in acceptable condition with any exceptions noted below or on the chain-of custody and/or the sample condition upon receipt form (SCUR) attached at the end of this report.

Hold Time:
The samples were analyzed within the method required hold times with any exceptions noted below.

Method Blank:
All analytes were below the report limit in the method blank, where applicable, with any exceptions noted below.

Laboratory Control Spike:
All laboratory control spike compounds were within QC limits with any exceptions noted below.

Matrix Spikes:
All percent recoveries and relative percent differences (RPDs) were within acceptance criteria with any exceptions noted below.

Additional Comments:

Batch Comments:

Ferrous iron performed in the field
- QC Batch: WET / 57799
- QC Batch: WET / 57807

This report shall not be reproduced, except in full,
without the written consent of Pace Analytical Services, Inc..

Pace Analytical Services, Inc.
9608 Loiret Blvd.
Lenexa, KS 66219
(913)599-5665

PROJECT NARRATIVE

Project: Fort Smith, AR
Pace Project No.: 60204425

Method: **SM 4500-H+B**
Description: 4500H+ pH, Electrometric
Client: Environ_AR
Date: October 16, 2015

General Information:
21 samples were analyzed for SM 4500-H+B. All samples were received in acceptable condition with any exceptions noted below or on the chain-of custody and/or the sample condition upon receipt form (SCUR) attached at the end of this report.

Hold Time:
The samples were analyzed within the method required hold times with any exceptions noted below.

H6: Analysis initiated outside of the 15 minute EPA recommended holding time.
- ITMW-2-201510 (Lab ID: 60204425016)
- IW-72-201510 (Lab ID: 60204425024)
- IW-73-201510 (Lab ID: 60204425019)
- IW-76-201510 (Lab ID: 60204425006)
- IW-80-201510 (Lab ID: 60204425026)
- MW-31R-201510 (Lab ID: 60204425008)
- MW-36R-201510 (Lab ID: 60204425028)
- MW-40R-201510 (Lab ID: 60204425020)
- MW-41R-201510 (Lab ID: 60204425017)
- MW-50R-201510 (Lab ID: 60204425011)
- MW-55R-201510 (Lab ID: 60204425003)
- MW-56R-201510 (Lab ID: 60204425002)
- MW-57R-201510 (Lab ID: 60204425001)
- MW-60R-201510 (Lab ID: 60204425010)
- MW-62R-201510 (Lab ID: 60204425025)
- MW-66-201510 (Lab ID: 60204425012)
- MW-67R-201510 (Lab ID: 60204425013)
- MW-68-201510 (Lab ID: 60204425027)
- MW-71-201510 (Lab ID: 60204425023)
- MW-82-201510 (Lab ID: 60204425005)
- RW-69-201510 (Lab ID: 60204425007)

Method Blank:
All analytes were below the report limit in the method blank, where applicable, with any exceptions noted below.

Laboratory Control Spike:
All laboratory control spike compounds were within QC limits with any exceptions noted below.

Matrix Spikes:
All percent recoveries and relative percent differences (RPDs) were within acceptance criteria with any exceptions noted below.

Additional Comments:

Batch Comments:

Field pH
- QC Batch: WET / 57810
- QC Batch: WET / 57811

This report shall not be reproduced, except in full,
without the written consent of Pace Analytical Services, Inc..

Pace Analytical Services, Inc.
9608 Loiret Blvd.
Lenexa, KS 66219
(913)599-5665

PROJECT NARRATIVE

Project: Fort Smith, AR
Pace Project No.: 60204425

Method: **SM 4500-S-2 D**
Description: 4500S2D Sulfide, Total
Client: Environ_AR
Date: October 16, 2015

General Information:
21 samples were analyzed for SM 4500-S-2 D. All samples were received in acceptable condition with any exceptions noted below or on the chain-of custody and/or the sample condition upon receipt form (SCUR) attached at the end of this report.

Hold Time:
The samples were analyzed within the method required hold times with any exceptions noted below.

Method Blank:
All analytes were below the report limit in the method blank, where applicable, with any exceptions noted below.

Laboratory Control Spike:
All laboratory control spike compounds were within QC limits with any exceptions noted below.

Matrix Spikes:
All percent recoveries and relative percent differences (RPDs) were within acceptance criteria with any exceptions noted below.

Duplicate Sample:
All duplicate sample results were within method acceptance criteria with any exceptions noted below.

Additional Comments:

This report shall not be reproduced, except in full,
without the written consent of Pace Analytical Services, Inc..

Pace Analytical Services, Inc.
9608 Loiret Blvd.
Lenexa, KS 66219
(913)599-5665

PROJECT NARRATIVE

Project: Fort Smith, AR
Pace Project No.: 60204425

Method: **EPA 300.0**
Description: 300.0 IC Anions 28 Days
Client: Environ_AR
Date: October 16, 2015

General Information:
21 samples were analyzed for EPA 300.0. All samples were received in acceptable condition with any exceptions noted below or on the chain-of custody and/or the sample condition upon receipt form (SCUR) attached at the end of this report.

Hold Time:
The samples were analyzed within the method required hold times with any exceptions noted below.

Initial Calibrations (including MS Tune as applicable):
All criteria were within method requirements with any exceptions noted below.

Continuing Calibration:
All criteria were within method requirements with any exceptions noted below.

Method Blank:
All analytes were below the report limit in the method blank, where applicable, with any exceptions noted below.

Laboratory Control Spike:
All laboratory control spike compounds were within QC limits with any exceptions noted below.

Matrix Spikes:
All percent recoveries and relative percent differences (RPDs) were within acceptance criteria with any exceptions noted below.

Additional Comments:

This report shall not be reproduced, except in full,
without the written consent of Pace Analytical Services, Inc..

Pace Analytical Services, Inc.
9608 Loiret Blvd.
Lenexa, KS 66219
(913)599-5665

PROJECT NARRATIVE

Project: Fort Smith, AR
Pace Project No.: 60204425

Method: **EPA 350.1**
Description: 350.1 Ammonia
Client: Environ_AR
Date: October 16, 2015

General Information:
21 samples were analyzed for EPA 350.1. All samples were received in acceptable condition with any exceptions noted below or on the chain-of custody and/or the sample condition upon receipt form (SCUR) attached at the end of this report.

Hold Time:
The samples were analyzed within the method required hold times with any exceptions noted below.

Initial Calibrations (including MS Tune as applicable):
All criteria were within method requirements with any exceptions noted below.

Continuing Calibration:
All criteria were within method requirements with any exceptions noted below.

Method Blank:
All analytes were below the report limit in the method blank, where applicable, with any exceptions noted below.

Laboratory Control Spike:
All laboratory control spike compounds were within QC limits with any exceptions noted below.

Matrix Spikes:
All percent recoveries and relative percent differences (RPDs) were within acceptance criteria with any exceptions noted below.

QC Batch: WETA/36347

A matrix spike and/or matrix spike duplicate (MS/MSD) were performed on the following sample(s): 60204425003,60204425020

M1: Matrix spike recovery exceeded QC limits. Batch accepted based on laboratory control sample (LCS) recovery.

- MS (Lab ID: 1649421)
  - Nitrogen, Ammonia

QC Batch: WETA/36348

A matrix spike and/or matrix spike duplicate (MS/MSD) were performed on the following sample(s): 60204543001,60204648002

M1: Matrix spike recovery exceeded QC limits. Batch accepted based on laboratory control sample (LCS) recovery.

- MS (Lab ID: 1649426)
  - Nitrogen, Ammonia

Duplicate Sample:
All duplicate sample results were within method acceptance criteria with any exceptions noted below.

Additional Comments:

Analyte Comments:

QC Batch: WETA/36347

D3: Sample was diluted due to the presence of high levels of non-target analytes or other matrix interference.

- IW-72-201510 (Lab ID: 60204425024)
  - Nitrogen, Ammonia

REPORT OF LABORATORY ANALYSIS

This report shall not be reproduced, except in full,
without the written consent of Pace Analytical Services, Inc..

Pace Analytical Services, Inc.
9608 Loiret Blvd.
Lenexa, KS 66219
(913)599-5665

PROJECT NARRATIVE

Project: Fort Smith, AR
Pace Project No.: 60204425

Method: **EPA 353.2**
Description: 353.2 Nitrogen, NO2/NO3 unpres
Client: Environ_AR
Date: October 16, 2015

General Information:
21 samples were analyzed for EPA 353.2. All samples were received in acceptable condition with any exceptions noted below or on the chain-of custody and/or the sample condition upon receipt form (SCUR) attached at the end of this report.

Hold Time:
The samples were analyzed within the method required hold times with any exceptions noted below.

Initial Calibrations (including MS Tune as applicable):
All criteria were within method requirements with any exceptions noted below.

Continuing Calibration:
All criteria were within method requirements with any exceptions noted below.

Method Blank:
All analytes were below the report limit in the method blank, where applicable, with any exceptions noted below.

Laboratory Control Spike:
All laboratory control spike compounds were within QC limits with any exceptions noted below.

Matrix Spikes:
All percent recoveries and relative percent differences (RPDs) were within acceptance criteria with any exceptions noted below.

QC Batch: WETA/36248

A matrix spike and/or matrix spike duplicate (MS/MSD) were performed on the following sample(s): 60204416001,60204434002

M1: Matrix spike recovery exceeded QC limits. Batch accepted based on laboratory control sample (LCS) recovery.

- MS (Lab ID: 1645652)
  - Nitrogen, NO2 plus NO3
  - Nitrogen, Nitrate

QC Batch: WETA/36250

A matrix spike and/or matrix spike duplicate (MS/MSD) were performed on the following sample(s): 60204425003,60204425006

M1: Matrix spike recovery exceeded QC limits. Batch accepted based on laboratory control sample (LCS) recovery.

- MS (Lab ID: 1645757)
  - Nitrogen, NO2 plus NO3

Duplicate Sample:
All duplicate sample results were within method acceptance criteria with any exceptions noted below.

Additional Comments:

This report shall not be reproduced, except in full,
without the written consent of Pace Analytical Services, Inc..

Pace Analytical Services, Inc.
9608 Loiret Blvd.
Lenexa, KS 66219
(913)599-5665

PROJECT NARRATIVE

Project: Fort Smith, AR
Pace Project No.: 60204425

Method: **EPA 353.2**
Description: 353.2 Nitrogen, NO2/NO3 unpres
Client: Environ_AR
Date: October 16, 2015

Analyte Comments:

QC Batch: WETA/36250

D3: Sample was diluted due to the presence of high levels of non-target analytes or other matrix interference.

- IW-72-201510 (Lab ID: 60204425024)
  - Nitrogen, NO2 plus NO3
  - Nitrogen, Nitrite
  - Nitrogen, Nitrate
- IW-76-201510 (Lab ID: 60204425006)
  - Nitrogen, NO2 plus NO3
  - Nitrogen, Nitrite
  - Nitrogen, Nitrate

This report shall not be reproduced, except in full,
without the written consent of Pace Analytical Services, Inc..

Pace Analytical Services, Inc.
9608 Loiret Blvd.
Lenexa, KS 66219
(913)599-5665

PROJECT NARRATIVE

Project: Fort Smith, AR
Pace Project No.: 60204425

Method: **EPA 365.4**
Description: 365.4 Total Phosphorus
Client: Environ_AR
Date: October 16, 2015

General Information:
21 samples were analyzed for EPA 365.4. All samples were received in acceptable condition with any exceptions noted below or on the chain-of custody and/or the sample condition upon receipt form (SCUR) attached at the end of this report.

Hold Time:
The samples were analyzed within the method required hold times with any exceptions noted below.

Initial Calibrations (including MS Tune as applicable):
All criteria were within method requirements with any exceptions noted below.

Continuing Calibration:
All criteria were within method requirements with any exceptions noted below.

Method Blank:
All analytes were below the report limit in the method blank, where applicable, with any exceptions noted below.

Laboratory Control Spike:
All laboratory control spike compounds were within QC limits with any exceptions noted below.

Matrix Spikes:
All percent recoveries and relative percent differences (RPDs) were within acceptance criteria with any exceptions noted below.

Duplicate Sample:
All duplicate sample results were within method acceptance criteria with any exceptions noted below.

Additional Comments:

This report shall not be reproduced, except in full,
without the written consent of Pace Analytical Services, Inc..

Pace Analytical Services, Inc.
9608 Loiret Blvd.
Lenexa, KS 66219
(913)599-5665

PROJECT NARRATIVE

Project: Fort Smith, AR
Pace Project No.: 60204425

Method: **SM 4500-CO2 D**
Description: Total Carbon Dioxide Calc
Client: Environ_AR
Date: October 16, 2015

General Information:
21 samples were analyzed for SM 4500-CO2 D. All samples were received in acceptable condition with any exceptions noted below or on the chain-of custody and/or the sample condition upon receipt form (SCUR) attached at the end of this report.

Hold Time:
The samples were analyzed within the method required hold times with any exceptions noted below.

Initial Calibrations (including MS Tune as applicable):
All criteria were within method requirements with any exceptions noted below.

Continuing Calibration:
All criteria were within method requirements with any exceptions noted below.

Method Blank:
All analytes were below the report limit in the method blank, where applicable, with any exceptions noted below.

Laboratory Control Spike:
All laboratory control spike compounds were within QC limits with any exceptions noted below.

Matrix Spikes:
All percent recoveries and relative percent differences (RPDs) were within acceptance criteria with any exceptions noted below.

Additional Comments:

This report shall not be reproduced, except in full,
without the written consent of Pace Analytical Services, Inc..

Pace Analytical Services, Inc.
9608 Loiret Blvd.
Lenexa, KS 66219
(913)599-5665

PROJECT NARRATIVE

Project: Fort Smith, AR
Pace Project No.: 60204425

Method: **SM 5310C**
Description: 5310C TOC
Client: Environ_AR
Date: October 16, 2015

General Information:
21 samples were analyzed for SM 5310C. All samples were received in acceptable condition with any exceptions noted below or on the chain-of custody and/or the sample condition upon receipt form (SCUR) attached at the end of this report.

Hold Time:
The samples were analyzed within the method required hold times with any exceptions noted below.

Initial Calibrations (including MS Tune as applicable):
All criteria were within method requirements with any exceptions noted below.

Continuing Calibration:
All criteria were within method requirements with any exceptions noted below.

Method Blank:
All analytes were below the report limit in the method blank, where applicable, with any exceptions noted below.

Laboratory Control Spike:
All laboratory control spike compounds were within QC limits with any exceptions noted below.

Matrix Spikes:
All percent recoveries and relative percent differences (RPDs) were within acceptance criteria with any exceptions noted below.

QC Batch: WETA/36299

A matrix spike and/or matrix spike duplicate (MS/MSD) were performed on the following sample(s): 60204425003

M1: Matrix spike recovery exceeded QC limits. Batch accepted based on laboratory control sample (LCS) recovery.

- MS (Lab ID: 1647819)
  - Total Organic Carbon

Duplicate Sample:
All duplicate sample results were within method acceptance criteria with any exceptions noted below.

Additional Comments:

This data package has been reviewed for quality and completeness and is approved for release.

This report shall not be reproduced, except in full,
without the written consent of Pace Analytical Services, Inc..

Pace Analytical Services, Inc.
9608 Loiret Blvd.
Lenexa, KS 66219
(913)599-5665

ANALYTICAL RESULTS

Project: Fort Smith, AR
Pace Project No.: 60204425

Sample: MW-57R-201510 **Lab ID: 60204425001** Collected: 10/06/15 13:20 Received: 10/07/15 08:45 Matrix: Water

Parameters	Results	Units	Report Limit	MDL	DF	Prepared	Analyzed	CAS No.	Qual
Alcohol by Direct Inject GCFID	Analytical Method: EPA 8015 - Alcohol								
2-Chloroethanol	ND	ug/L	10000	1980	1		10/12/15 14:57	107-07-3	
6010 MET ICP	Analytical Method: EPA 6010 Preparation Method: EPA 3010								
Iron	**5460**	ug/L	50.0	9.0	1	10/08/15 09:50	10/09/15 18:01	7439-89-6	
Manganese	**2220**	ug/L	5.0	2.4	1	10/08/15 09:50	10/09/15 18:01	7439-96-5	
8260 MSV	Analytical Method: EPA 5030B/8260								
Acetone	ND	ug/L	10.0	1.9	1		10/08/15 17:46	67-64-1	
Benzene	ND	ug/L	1.0	0.060	1		10/08/15 17:46	71-43-2	
Bromodichloromethane	ND	ug/L	1.0	0.19	1		10/08/15 17:46	75-27-4	
Bromoform	ND	ug/L	1.0	0.070	1		10/08/15 17:46	75-25-2	
Bromomethane	ND	ug/L	5.0	0.16	1		10/08/15 17:46	74-83-9	
2-Butanone (MEK)	ND	ug/L	10.0	0.59	1		10/08/15 17:46	78-93-3	
Carbon disulfide	**0.32J**	ug/L	5.0	0.12	1		10/08/15 17:46	75-15-0	
Carbon tetrachloride	ND	ug/L	1.0	0.18	1		10/08/15 17:46	56-23-5	
Chlorobenzene	ND	ug/L	1.0	0.21	1		10/08/15 17:46	108-90-7	
Chloroethane	ND	ug/L	1.0	0.15	1		10/08/15 17:46	75-00-3	
Chloroform	**0.54J**	ug/L	1.0	0.14	1		10/08/15 17:46	67-66-3	
Chloromethane	**0.090J**	ug/L	1.0	0.080	1		10/08/15 17:46	74-87-3	B
Dibromochloromethane	ND	ug/L	1.0	0.21	1		10/08/15 17:46	124-48-1	
1,1-Dichloroethane	ND	ug/L	1.0	0.050	1		10/08/15 17:46	75-34-3	
1,2-Dichloroethane	ND	ug/L	1.0	0.12	1		10/08/15 17:46	107-06-2	
1,1-Dichloroethene	**1.6**	ug/L	1.0	0.20	1		10/08/15 17:46	75-35-4	
cis-1,2-Dichloroethene	**13.0**	ug/L	1.0	0.080	1		10/08/15 17:46	156-59-2	
trans-1,2-Dichloroethene	ND	ug/L	1.0	0.20	1		10/08/15 17:46	156-60-5	
1,2-Dichloropropane	ND	ug/L	1.0	0.16	1		10/08/15 17:46	78-87-5	
cis-1,3-Dichloropropene	ND	ug/L	1.0	0.14	1		10/08/15 17:46	10061-01-5	
trans-1,3-Dichloropropene	ND	ug/L	1.0	0.12	1		10/08/15 17:46	10061-02-6	
Ethylbenzene	ND	ug/L	1.0	0.18	1		10/08/15 17:46	100-41-4	
2-Hexanone	ND	ug/L	10.0	1.2	1		10/08/15 17:46	591-78-6	
Methylene chloride	ND	ug/L	1.0	0.15	1		10/08/15 17:46	75-09-2	
4-Methyl-2-pentanone (MIBK)	ND	ug/L	10.0	0.42	1		10/08/15 17:46	108-10-1	
Styrene	ND	ug/L	1.0	0.12	1		10/08/15 17:46	100-42-5	
1,1,2,2-Tetrachloroethane	ND	ug/L	1.0	0.15	1		10/08/15 17:46	79-34-5	
Tetrachloroethene	ND	ug/L	1.0	0.10	1		10/08/15 17:46	127-18-4	
Toluene	ND	ug/L	1.0	0.17	1		10/08/15 17:46	108-88-3	
1,1,1-Trichloroethane	ND	ug/L	1.0	0.11	1		10/08/15 17:46	71-55-6	
1,1,2-Trichloroethane	ND	ug/L	1.0	0.20	1		10/08/15 17:46	79-00-5	
Trichloroethene	**400**	ug/L	5.0	0.85	5		10/08/15 18:00	79-01-6	
Vinyl chloride	**0.42J**	ug/L	1.0	0.13	1		10/08/15 17:46	75-01-4	
Xylene (Total)	ND	ug/L	3.0	0.42	1		10/08/15 17:46	1330-20-7	
Surrogates									
4-Bromofluorobenzene (S)	98	%	80-120		1		10/08/15 17:46	460-00-4	
1,2-Dichloroethane-d4 (S)	96	%	80-120		1		10/08/15 17:46	17060-07-0	
Toluene-d8 (S)	100	%	80-120		1		10/08/15 17:46	2037-26-5	
Preservation pH	**7.0**		0.10	0.10	1		10/08/15 17:46		pH

REPORT OF LABORATORY ANALYSIS

This report shall not be reproduced, except in full,
without the written consent of Pace Analytical Services, Inc..

Pace Analytical Services, Inc.
9608 Loiret Blvd.
Lenexa, KS 66219
(913)599-5665

ANALYTICAL RESULTS

Project: Fort Smith, AR
Pace Project No.: 60204425

Sample: MW-57R-201510 **Lab ID: 60204425001** Collected: 10/06/15 13:20 Received: 10/07/15 08:45 Matrix: Water

Parameters	Results	Units	Report Limit	MDL	DF	Prepared	Analyzed	CAS No.	Qual
2320B Alkalinity	Analytical Method: SM 2320B								
Alkalinity,Bicarbonate (CaCO3)	**113**	mg/L	20.0	2.0	1		10/09/15 11:49		
Alkalinity, Carbonate (CaCO3)	ND	mg/L	20.0	2.0	1		10/09/15 11:49		
Alkalinity, Total as CaCO3	**113**	mg/L	20.0	2.0	1		10/09/15 11:49		
Iron, Ferric (Calculation)	Analytical Method: SM 3500-Fe B#4								
Iron, Ferric	**5.4**	mg/L	0.20		1		10/15/15 00:00	7439-89-6	
4500H+ pH, Electrometric	Analytical Method: SM 4500-H+B								
pH at 25 Degrees C	**6.7**	Std. Units	0.10	0.10	1		10/06/15 19:00		H6
4500S2D Sulfide, Total	Analytical Method: SM 4500-S-2 D								
Sulfide, Total	ND	mg/L	0.050	0.012	1		10/13/15 07:30	18496-25-8	
300.0 IC Anions 28 Days	Analytical Method: EPA 300.0								
Chloride	**210**	mg/L	20.0	10.0	20		10/11/15 10:32	16887-00-6	
Sulfate	**23.2**	mg/L	2.0	0.47	2		10/11/15 10:16	14808-79-8	
350.1 Ammonia	Analytical Method: EPA 350.1								
Nitrogen, Ammonia	ND	mg/L	0.10	0.046	1		10/14/15 10:47	7664-41-7	
353.2 Nitrogen, NO2/NO3 unpres	Analytical Method: EPA 353.2								
Nitrogen, Nitrate	**0.054J**	mg/L	0.10	0.014	1		10/07/15 14:08		
Nitrogen, Nitrite	ND	mg/L	0.10	0.023	1		10/07/15 14:08		
Nitrogen, NO2 plus NO3	**0.054J**	mg/L	0.10	0.014	1		10/07/15 14:08		
365.4 Total Phosphorus	Analytical Method: EPA 365.4								
Phosphorus as PO4	ND	mg/L	0.31		1		10/15/15 10:57		
Total Carbon Dioxide Calc	Analytical Method: SM 4500-CO2 D								
Carbon Dioxide Calculation	**142**	mg/L	20.0	20.0	1		10/16/15 00:00		
5310C TOC	Analytical Method: SM 5310C								
Total Organic Carbon	**1.8**	mg/L	1.0	0.46	1		10/09/15 18:59	7440-44-0	

REPORT OF LABORATORY ANALYSIS

This report shall not be reproduced, except in full,
without the written consent of Pace Analytical Services, Inc..

Pace Analytical Services, Inc.
9608 Loiret Blvd.
Lenexa, KS 66219
(913)599-5665

ANALYTICAL RESULTS

Project: Fort Smith, AR
Pace Project No.: 60204425

Sample: MW-56R-201510 **Lab ID: 60204425002** Collected: 10/06/15 12:00 Received: 10/07/15 08:45 Matrix: Water

Parameters	Results	Units	Report Limit	MDL	DF	Prepared	Analyzed	CAS No.	Qual
Alcohol by Direct Inject GCFID	Analytical Method: EPA 8015 - Alcohol								
2-Chloroethanol	ND	ug/L	10000	1980	1		10/12/15 15:08	107-07-3	
6010 MET ICP	Analytical Method: EPA 6010 Preparation Method: EPA 3010								
Iron	**378**	ug/L	50.0	9.0	1	10/08/15 09:50	10/09/15 18:03	7439-89-6	
Manganese	**3190**	ug/L	5.0	2.4	1	10/08/15 09:50	10/09/15 18:03	7439-96-5	
8260 MSV	Analytical Method: EPA 5030B/8260								
Acetone	ND	ug/L	10.0	1.9	1		10/08/15 17:31	67-64-1	
Benzene	**0.18J**	ug/L	1.0	0.060	1		10/08/15 17:31	71-43-2	
Bromodichloromethane	ND	ug/L	1.0	0.19	1		10/08/15 17:31	75-27-4	
Bromoform	ND	ug/L	1.0	0.070	1		10/08/15 17:31	75-25-2	
Bromomethane	ND	ug/L	5.0	0.16	1		10/08/15 17:31	74-83-9	
2-Butanone (MEK)	ND	ug/L	10.0	0.59	1		10/08/15 17:31	78-93-3	
Carbon disulfide	ND	ug/L	5.0	0.12	1		10/08/15 17:31	75-15-0	
Carbon tetrachloride	ND	ug/L	1.0	0.18	1		10/08/15 17:31	56-23-5	
Chlorobenzene	ND	ug/L	1.0	0.21	1		10/08/15 17:31	108-90-7	
Chloroethane	ND	ug/L	1.0	0.15	1		10/08/15 17:31	75-00-3	
Chloroform	**1.6**	ug/L	1.0	0.14	1		10/08/15 17:31	67-66-3	
Chloromethane	**0.29J**	ug/L	1.0	0.080	1		10/08/15 17:31	74-87-3	B
Dibromochloromethane	ND	ug/L	1.0	0.21	1		10/08/15 17:31	124-48-1	
1,1-Dichloroethane	ND	ug/L	1.0	0.050	1		10/08/15 17:31	75-34-3	
1,2-Dichloroethane	ND	ug/L	1.0	0.12	1		10/08/15 17:31	107-06-2	
1,1-Dichloroethene	**1.5**	ug/L	1.0	0.20	1		10/08/15 17:31	75-35-4	
cis-1,2-Dichloroethene	**18.1**	ug/L	1.0	0.080	1		10/08/15 17:31	156-59-2	
trans-1,2-Dichloroethene	**0.31J**	ug/L	1.0	0.20	1		10/08/15 17:31	156-60-5	
1,2-Dichloropropane	ND	ug/L	1.0	0.16	1		10/08/15 17:31	78-87-5	
cis-1,3-Dichloropropene	ND	ug/L	1.0	0.14	1		10/08/15 17:31	10061-01-5	
trans-1,3-Dichloropropene	ND	ug/L	1.0	0.12	1		10/08/15 17:31	10061-02-6	
Ethylbenzene	ND	ug/L	1.0	0.18	1		10/08/15 17:31	100-41-4	
2-Hexanone	ND	ug/L	10.0	1.2	1		10/08/15 17:31	591-78-6	
Methylene chloride	ND	ug/L	1.0	0.15	1		10/08/15 17:31	75-09-2	
4-Methyl-2-pentanone (MIBK)	ND	ug/L	10.0	0.42	1		10/08/15 17:31	108-10-1	
Styrene	ND	ug/L	1.0	0.12	1		10/08/15 17:31	100-42-5	
1,1,2,2-Tetrachloroethane	ND	ug/L	1.0	0.15	1		10/08/15 17:31	79-34-5	
Tetrachloroethene	ND	ug/L	1.0	0.10	1		10/08/15 17:31	127-18-4	
Toluene	**0.30J**	ug/L	1.0	0.17	1		10/08/15 17:31	108-88-3	
1,1,1-Trichloroethane	ND	ug/L	1.0	0.11	1		10/08/15 17:31	71-55-6	
1,1,2-Trichloroethane	ND	ug/L	1.0	0.20	1		10/08/15 17:31	79-00-5	
Trichloroethene	**278**	ug/L	5.0	0.85	5		10/09/15 10:45	79-01-6	
Vinyl chloride	**0.42J**	ug/L	1.0	0.13	1		10/08/15 17:31	75-01-4	
Xylene (Total)	ND	ug/L	3.0	0.42	1		10/08/15 17:31	1330-20-7	
Surrogates									
4-Bromofluorobenzene (S)	98	%	80-120		1		10/08/15 17:31	460-00-4	
1,2-Dichloroethane-d4 (S)	98	%	80-120		1		10/08/15 17:31	17060-07-0	
Toluene-d8 (S)	100	%	80-120		1		10/08/15 17:31	2037-26-5	
Preservation pH	**1.0**		0.10	0.10	1		10/08/15 17:31		

REPORT OF LABORATORY ANALYSIS

This report shall not be reproduced, except in full,
without the written consent of Pace Analytical Services, Inc..

Pace Analytical Services, Inc.
9608 Loiret Blvd.
Lenexa, KS 66219
(913)599-5665

ANALYTICAL RESULTS

Project: Fort Smith, AR
Pace Project No.: 60204425

Sample: MW-56R-201510 **Lab ID: 60204425002** Collected: 10/06/15 12:00 Received: 10/07/15 08:45 Matrix: Water

Parameters	Results	Units	Report Limit	MDL	DF	Prepared	Analyzed	CAS No.	Qual
2320B Alkalinity	Analytical Method: SM 2320B								
Alkalinity,Bicarbonate (CaCO3)	**156**	mg/L	20.0	2.0	1		10/09/15 11:53		
Alkalinity, Carbonate (CaCO3)	ND	mg/L	20.0	2.0	1		10/09/15 11:53		
Alkalinity, Total as CaCO3	**156**	mg/L	20.0	2.0	1		10/09/15 11:53		
Iron, Ferric (Calculation)	Analytical Method: SM 3500-Fe B#4								
Iron, Ferric	**0.38**	mg/L	0.20		1		10/15/15 00:00	7439-89-6	
4500H+ pH, Electrometric	Analytical Method: SM 4500-H+B								
pH at 25 Degrees C	**6.9**	Std. Units	0.10	0.10	1		10/06/15 19:00		H6
4500S2D Sulfide, Total	Analytical Method: SM 4500-S-2 D								
Sulfide, Total	ND	mg/L	0.050	0.012	1		10/13/15 07:30	18496-25-8	
300.0 IC Anions 28 Days	Analytical Method: EPA 300.0								
Chloride	**170**	mg/L	20.0	10.0	20		10/11/15 11:03	16887-00-6	
Sulfate	**25.0**	mg/L	2.0	0.47	2		10/11/15 10:47	14808-79-8	
350.1 Ammonia	Analytical Method: EPA 350.1								
Nitrogen, Ammonia	ND	mg/L	0.10	0.046	1		10/14/15 10:48	7664-41-7	
353.2 Nitrogen, NO2/NO3 unpres	Analytical Method: EPA 353.2								
Nitrogen, Nitrate	ND	mg/L	0.10	0.014	1		10/07/15 14:09		
Nitrogen, Nitrite	ND	mg/L	0.10	0.023	1		10/07/15 14:09		
Nitrogen, NO2 plus NO3	ND	mg/L	0.10	0.014	1		10/07/15 14:09		
365.4 Total Phosphorus	Analytical Method: EPA 365.4								
Phosphorus as PO4	ND	mg/L	0.31		1		10/15/15 10:59		
Total Carbon Dioxide Calc	Analytical Method: SM 4500-CO2 D								
Carbon Dioxide Calculation	**179**	mg/L	20.0	20.0	1		10/16/15 00:00		
5310C TOC	Analytical Method: SM 5310C								
Total Organic Carbon	**1.1**	mg/L	1.0	0.46	1		10/09/15 19:13	7440-44-0	

REPORT OF LABORATORY ANALYSIS

This report shall not be reproduced, except in full,
without the written consent of Pace Analytical Services, Inc..

Pace Analytical Services, Inc.
9608 Loiret Blvd.
Lenexa, KS 66219
(913)599-5665

ANALYTICAL RESULTS

Project: Fort Smith, AR
Pace Project No.: 60204425

Sample: MW-55R-201510 **Lab ID: 60204425003** Collected: 10/06/15 12:00 Received: 10/07/15 08:45 Matrix: Water

Parameters	Results	Units	Report Limit	MDL	DF	Prepared	Analyzed	CAS No.	Qual
Alcohol by Direct Inject GCFID	Analytical Method: EPA 8015 - Alcohol								
2-Chloroethanol	ND	ug/L	10000	1980	1		10/12/15 11:35	107-07-3	
6010 MET ICP	Analytical Method: EPA 6010 Preparation Method: EPA 3010								
Iron	**1810**	ug/L	50.0	9.0	1	10/08/15 09:50	10/09/15 18:05	7439-89-6	
Manganese	**5360**	ug/L	5.0	2.4	1	10/08/15 09:50	10/09/15 18:05	7439-96-5	
8260 MSV	Analytical Method: EPA 5030B/8260								
Acetone	ND	ug/L	10.0	1.9	1		10/08/15 17:17	67-64-1	M1
Benzene	ND	ug/L	1.0	0.060	1		10/08/15 17:17	71-43-2	
Bromodichloromethane	ND	ug/L	1.0	0.19	1		10/08/15 17:17	75-27-4	
Bromoform	ND	ug/L	1.0	0.070	1		10/08/15 17:17	75-25-2	
Bromomethane	ND	ug/L	5.0	0.16	1		10/08/15 17:17	74-83-9	
2-Butanone (MEK)	ND	ug/L	10.0	0.59	1		10/08/15 17:17	78-93-3	
Carbon disulfide	**0.22J**	ug/L	5.0	0.12	1		10/08/15 17:17	75-15-0	
Carbon tetrachloride	ND	ug/L	1.0	0.18	1		10/08/15 17:17	56-23-5	
Chlorobenzene	ND	ug/L	1.0	0.21	1		10/08/15 17:17	108-90-7	
Chloroethane	ND	ug/L	1.0	0.15	1		10/08/15 17:17	75-00-3	M1
Chloroform	**1.3**	ug/L	1.0	0.14	1		10/08/15 17:17	67-66-3	
Chloromethane	ND	ug/L	1.0	0.080	1		10/08/15 17:17	74-87-3	
Dibromochloromethane	ND	ug/L	1.0	0.21	1		10/08/15 17:17	124-48-1	
1,1-Dichloroethane	ND	ug/L	1.0	0.050	1		10/08/15 17:17	75-34-3	
1,2-Dichloroethane	ND	ug/L	1.0	0.12	1		10/08/15 17:17	107-06-2	
1,1-Dichloroethene	ND	ug/L	1.0	0.20	1		10/08/15 17:17	75-35-4	
cis-1,2-Dichloroethene	**0.53J**	ug/L	1.0	0.080	1		10/08/15 17:17	156-59-2	
trans-1,2-Dichloroethene	ND	ug/L	1.0	0.20	1		10/08/15 17:17	156-60-5	
1,2-Dichloropropane	ND	ug/L	1.0	0.16	1		10/08/15 17:17	78-87-5	
cis-1,3-Dichloropropene	ND	ug/L	1.0	0.14	1		10/08/15 17:17	10061-01-5	
trans-1,3-Dichloropropene	ND	ug/L	1.0	0.12	1		10/08/15 17:17	10061-02-6	
Ethylbenzene	ND	ug/L	1.0	0.18	1		10/08/15 17:17	100-41-4	
2-Hexanone	ND	ug/L	10.0	1.2	1		10/08/15 17:17	591-78-6	
Methylene chloride	ND	ug/L	1.0	0.15	1		10/08/15 17:17	75-09-2	
4-Methyl-2-pentanone (MIBK)	ND	ug/L	10.0	0.42	1		10/08/15 17:17	108-10-1	
Styrene	ND	ug/L	1.0	0.12	1		10/08/15 17:17	100-42-5	
1,1,2,2-Tetrachloroethane	ND	ug/L	1.0	0.15	1		10/08/15 17:17	79-34-5	
Tetrachloroethene	ND	ug/L	1.0	0.10	1		10/08/15 17:17	127-18-4	
Toluene	ND	ug/L	1.0	0.17	1		10/08/15 17:17	108-88-3	
1,1,1-Trichloroethane	ND	ug/L	1.0	0.11	1		10/08/15 17:17	71-55-6	
1,1,2-Trichloroethane	ND	ug/L	1.0	0.20	1		10/08/15 17:17	79-00-5	
Trichloroethene	**4.4**	ug/L	1.0	0.17	1		10/08/15 17:17	79-01-6	
Vinyl chloride	**0.14J**	ug/L	1.0	0.13	1		10/08/15 17:17	75-01-4	
Xylene (Total)	ND	ug/L	3.0	0.42	1		10/08/15 17:17	1330-20-7	
Surrogates									
4-Bromofluorobenzene (S)	97	%	80-120		1		10/08/15 17:17	460-00-4	
1,2-Dichloroethane-d4 (S)	95	%	80-120		1		10/08/15 17:17	17060-07-0	
Toluene-d8 (S)	98	%	80-120		1		10/08/15 17:17	2037-26-5	
Preservation pH	**1.0**		0.10	0.10	1		10/08/15 17:17		

REPORT OF LABORATORY ANALYSIS

This report shall not be reproduced, except in full,
without the written consent of Pace Analytical Services, Inc..

Pace Analytical Services, Inc.
9608 Loiret Blvd.
Lenexa, KS 66219
(913)599-5665

ANALYTICAL RESULTS

Project: Fort Smith, AR
Pace Project No.: 60204425

Sample: MW-55R-201510 **Lab ID: 60204425003** Collected: 10/06/15 12:00 Received: 10/07/15 08:45 Matrix: Water

Parameters	Results	Units	Report Limit	MDL	DF	Prepared	Analyzed	CAS No.	Qual
2320B Alkalinity	Analytical Method: SM 2320B								
Alkalinity,Bicarbonate (CaCO3)	**52.0**	mg/L	20.0	2.0	1		10/09/15 12:05		
Alkalinity, Carbonate (CaCO3)	ND	mg/L	20.0	2.0	1		10/09/15 12:05		
Alkalinity, Total as CaCO3	**52.0**	mg/L	20.0	2.0	1		10/09/15 12:05		
Iron, Ferric (Calculation)	Analytical Method: SM 3500-Fe B#4								
Iron, Ferric	ND	mg/L	0.20		1		10/15/15 00:00	7439-89-6	
4500H+ pH, Electrometric	Analytical Method: SM 4500-H+B								
pH at 25 Degrees C	**5.7**	Std. Units	0.10	0.10	1		10/06/15 19:00		H6
4500S2D Sulfide, Total	Analytical Method: SM 4500-S-2 D								
Sulfide, Total	ND	mg/L	0.050	0.012	1		10/13/15 07:31	18496-25-8	
300.0 IC Anions 28 Days	Analytical Method: EPA 300.0								
Chloride	**266**	mg/L	20.0	10.0	20		10/11/15 11:49	16887-00-6	
Sulfate	**47.5**	mg/L	5.0	1.2	5		10/11/15 00:02	14808-79-8	
350.1 Ammonia	Analytical Method: EPA 350.1								
Nitrogen, Ammonia	ND	mg/L	0.10	0.046	1		10/14/15 10:49	7664-41-7	M1
353.2 Nitrogen, NO2/NO3 unpres	Analytical Method: EPA 353.2								
Nitrogen, Nitrate	ND	mg/L	0.10	0.014	1		10/07/15 14:10		
Nitrogen, Nitrite	ND	mg/L	0.10	0.023	1		10/07/15 14:10		
Nitrogen, NO2 plus NO3	ND	mg/L	0.10	0.014	1		10/07/15 14:10		M1
365.4 Total Phosphorus	Analytical Method: EPA 365.4								
Phosphorus as PO4	ND	mg/L	0.31		1		10/15/15 11:00		
Total Carbon Dioxide Calc	Analytical Method: SM 4500-CO2 D								
Carbon Dioxide Calculation	**268**	mg/L	20.0	20.0	1		10/16/15 00:00		
5310C TOC	Analytical Method: SM 5310C								
Total Organic Carbon	**1.7**	mg/L	1.0	0.46	1		10/13/15 13:24	7440-44-0	M1

REPORT OF LABORATORY ANALYSIS

This report shall not be reproduced, except in full,
without the written consent of Pace Analytical Services, Inc..

Pace Analytical Services, Inc.
9608 Loiret Blvd.
Lenexa, KS 66219
(913)599-5665

ANALYTICAL RESULTS

Project: Fort Smith, AR
Pace Project No.: 60204425

Sample: TB-05-201510 **Lab ID: 60204425004** Collected: 10/06/15 08:00 Received: 10/07/15 08:45 Matrix: Water

Parameters	Results	Units	Report Limit	MDL	DF	Prepared	Analyzed	CAS No.	Qual
8260 MSV	Analytical Method: EPA 5030B/8260								
Acetone	ND	ug/L	10.0	1.9	1		10/08/15 21:08	67-64-1	L3
Benzene	ND	ug/L	1.0	0.060	1		10/08/15 21:08	71-43-2	
Bromodichloromethane	ND	ug/L	1.0	0.19	1		10/08/15 21:08	75-27-4	
Bromoform	ND	ug/L	1.0	0.070	1		10/08/15 21:08	75-25-2	
Bromomethane	ND	ug/L	5.0	0.16	1		10/08/15 21:08	74-83-9	
2-Butanone (MEK)	ND	ug/L	10.0	0.59	1		10/08/15 21:08	78-93-3	
Carbon disulfide	ND	ug/L	5.0	0.12	1		10/08/15 21:08	75-15-0	
Carbon tetrachloride	ND	ug/L	1.0	0.18	1		10/08/15 21:08	56-23-5	
Chlorobenzene	ND	ug/L	1.0	0.21	1		10/08/15 21:08	108-90-7	
Chloroethane	ND	ug/L	1.0	0.15	1		10/08/15 21:08	75-00-3	
Chloroform	**0.27J**	ug/L	1.0	0.14	1		10/08/15 21:08	67-66-3	
Chloromethane	**0.17J**	ug/L	1.0	0.080	1		10/08/15 21:08	74-87-3	B
Dibromochloromethane	ND	ug/L	1.0	0.21	1		10/08/15 21:08	124-48-1	
1,1-Dichloroethane	ND	ug/L	1.0	0.050	1		10/08/15 21:08	75-34-3	
1,2-Dichloroethane	ND	ug/L	1.0	0.12	1		10/08/15 21:08	107-06-2	
1,1-Dichloroethene	ND	ug/L	1.0	0.20	1		10/08/15 21:08	75-35-4	
cis-1,2-Dichloroethene	ND	ug/L	1.0	0.080	1		10/08/15 21:08	156-59-2	
trans-1,2-Dichloroethene	ND	ug/L	1.0	0.20	1		10/08/15 21:08	156-60-5	
1,2-Dichloropropane	ND	ug/L	1.0	0.16	1		10/08/15 21:08	78-87-5	
cis-1,3-Dichloropropene	ND	ug/L	1.0	0.14	1		10/08/15 21:08	10061-01-5	
trans-1,3-Dichloropropene	ND	ug/L	1.0	0.12	1		10/08/15 21:08	10061-02-6	
Ethylbenzene	ND	ug/L	1.0	0.18	1		10/08/15 21:08	100-41-4	
2-Hexanone	ND	ug/L	10.0	1.2	1		10/08/15 21:08	591-78-6	
Methylene chloride	ND	ug/L	1.0	0.15	1		10/08/15 21:08	75-09-2	
4-Methyl-2-pentanone (MIBK)	ND	ug/L	10.0	0.42	1		10/08/15 21:08	108-10-1	
Styrene	ND	ug/L	1.0	0.12	1		10/08/15 21:08	100-42-5	
1,1,2,2-Tetrachloroethane	ND	ug/L	1.0	0.15	1		10/08/15 21:08	79-34-5	
Tetrachloroethene	ND	ug/L	1.0	0.10	1		10/08/15 21:08	127-18-4	
Toluene	ND	ug/L	1.0	0.17	1		10/08/15 21:08	108-88-3	
1,1,1-Trichloroethane	ND	ug/L	1.0	0.11	1		10/08/15 21:08	71-55-6	
1,1,2-Trichloroethane	ND	ug/L	1.0	0.20	1		10/08/15 21:08	79-00-5	
Trichloroethene	ND	ug/L	1.0	0.17	1		10/08/15 21:08	79-01-6	
Vinyl chloride	ND	ug/L	1.0	0.13	1		10/08/15 21:08	75-01-4	
Xylene (Total)	ND	ug/L	3.0	0.42	1		10/08/15 21:08	1330-20-7	
Surrogates									
4-Bromofluorobenzene (S)	99	%	80-120		1		10/08/15 21:08	460-00-4	
1,2-Dichloroethane-d4 (S)	98	%	80-120		1		10/08/15 21:08	17060-07-0	
Toluene-d8 (S)	99	%	80-120		1		10/08/15 21:08	2037-26-5	
Preservation pH	**1.0**		0.10	0.10	1		10/08/15 21:08		

REPORT OF LABORATORY ANALYSIS

This report shall not be reproduced, except in full,
without the written consent of Pace Analytical Services, Inc..

Pace Analytical Services, Inc.
9608 Loiret Blvd.
Lenexa, KS 66219
(913)599-5665

ANALYTICAL RESULTS

Project: Fort Smith, AR
Pace Project No.: 60204425

Sample: MW-82-201510 **Lab ID: 60204425005** Collected: 10/06/15 13:55 Received: 10/07/15 08:45 Matrix: Water

Parameters	Results	Units	Report Limit	MDL	DF	Prepared	Analyzed	CAS No.	Qual
Alcohol by Direct Inject GCFID	Analytical Method: EPA 8015 - Alcohol								
2-Chloroethanol	ND	ug/L	10000	1980	1		10/12/15 15:19	107-07-3	
6010 MET ICP	Analytical Method: EPA 6010 Preparation Method: EPA 3010								
Iron	**1040**	ug/L	50.0	9.0	1	10/08/15 09:50	10/09/15 18:11	7439-89-6	
Manganese	**6220**	ug/L	5.0	2.4	1	10/08/15 09:50	10/09/15 18:11	7439-96-5	
8260 MSV	Analytical Method: EPA 5030B/8260								
Acetone	**47.3**	ug/L	10.0	1.9	1		10/12/15 15:41	67-64-1	L1
Benzene	**0.43J**	ug/L	1.0	0.060	1		10/12/15 15:41	71-43-2	
Bromodichloromethane	ND	ug/L	1.0	0.19	1		10/12/15 15:41	75-27-4	
Bromoform	**0.31J**	ug/L	1.0	0.070	1		10/12/15 15:41	75-25-2	
Bromomethane	**6.5**	ug/L	5.0	0.16	1		10/12/15 15:41	74-83-9	B
2-Butanone (MEK)	**7.6J**	ug/L	10.0	0.59	1		10/12/15 15:41	78-93-3	
Carbon disulfide	**3.0J**	ug/L	5.0	0.12	1		10/12/15 15:41	75-15-0	
Carbon tetrachloride	ND	ug/L	1.0	0.18	1		10/12/15 15:41	56-23-5	
Chlorobenzene	ND	ug/L	1.0	0.21	1		10/12/15 15:41	108-90-7	
Chloroethane	ND	ug/L	1.0	0.15	1		10/12/15 15:41	75-00-3	
Chloroform	**0.15J**	ug/L	1.0	0.14	1		10/12/15 15:41	67-66-3	
Chloromethane	**8.2**	ug/L	1.0	0.080	1		10/12/15 15:41	74-87-3	
Dibromochloromethane	ND	ug/L	1.0	0.21	1		10/12/15 15:41	124-48-1	
1,1-Dichloroethane	ND	ug/L	1.0	0.050	1		10/12/15 15:41	75-34-3	
1,2-Dichloroethane	ND	ug/L	1.0	0.12	1		10/12/15 15:41	107-06-2	
1,1-Dichloroethene	ND	ug/L	1.0	0.20	1		10/12/15 15:41	75-35-4	
cis-1,2-Dichloroethene	ND	ug/L	1.0	0.080	1		10/12/15 15:41	156-59-2	
trans-1,2-Dichloroethene	ND	ug/L	1.0	0.20	1		10/12/15 15:41	156-60-5	
1,2-Dichloropropane	ND	ug/L	1.0	0.16	1		10/12/15 15:41	78-87-5	
cis-1,3-Dichloropropene	ND	ug/L	1.0	0.14	1		10/12/15 15:41	10061-01-5	
trans-1,3-Dichloropropene	ND	ug/L	1.0	0.12	1		10/12/15 15:41	10061-02-6	
Ethylbenzene	ND	ug/L	1.0	0.18	1		10/12/15 15:41	100-41-4	
2-Hexanone	ND	ug/L	10.0	1.2	1		10/12/15 15:41	591-78-6	
Methylene chloride	ND	ug/L	1.0	0.15	1		10/12/15 15:41	75-09-2	
4-Methyl-2-pentanone (MIBK)	ND	ug/L	10.0	0.42	1		10/12/15 15:41	108-10-1	
Styrene	ND	ug/L	1.0	0.12	1		10/12/15 15:41	100-42-5	
1,1,2,2-Tetrachloroethane	ND	ug/L	1.0	0.15	1		10/12/15 15:41	79-34-5	
Tetrachloroethene	ND	ug/L	1.0	0.10	1		10/12/15 15:41	127-18-4	
Toluene	ND	ug/L	1.0	0.17	1		10/12/15 15:41	108-88-3	
1,1,1-Trichloroethane	ND	ug/L	1.0	0.11	1		10/12/15 15:41	71-55-6	
1,1,2-Trichloroethane	ND	ug/L	1.0	0.20	1		10/12/15 15:41	79-00-5	
Trichloroethene	**4.2**	ug/L	1.0	0.17	1		10/12/15 15:41	79-01-6	
Vinyl chloride	ND	ug/L	1.0	0.13	1		10/12/15 15:41	75-01-4	
Xylene (Total)	ND	ug/L	3.0	0.42	1		10/12/15 15:41	1330-20-7	
Surrogates									
4-Bromofluorobenzene (S)	96	%	80-120		1		10/12/15 15:41	460-00-4	
1,2-Dichloroethane-d4 (S)	101	%	80-120		1		10/12/15 15:41	17060-07-0	
Toluene-d8 (S)	100	%	80-120		1		10/12/15 15:41	2037-26-5	
Preservation pH	**3.0**		0.10	0.10	1		10/12/15 15:41		

REPORT OF LABORATORY ANALYSIS

This report shall not be reproduced, except in full,
without the written consent of Pace Analytical Services, Inc..

Pace Analytical Services, Inc.
9608 Loiret Blvd.
Lenexa, KS 66219
(913)599-5665

ANALYTICAL RESULTS

Project: Fort Smith, AR
Pace Project No.: 60204425

Sample: MW-82-201510 **Lab ID: 60204425005** Collected: 10/06/15 13:55 Received: 10/07/15 08:45 Matrix: Water

Parameters	Results	Units	Report Limit	MDL	DF	Prepared	Analyzed	CAS No.	Qual
2320B Alkalinity	Analytical Method: SM 2320B								
Alkalinity,Bicarbonate (CaCO3)	**4.3J**	mg/L	20.0	2.0	1		10/09/15 12:10		
Alkalinity, Carbonate (CaCO3)	ND	mg/L	20.0	2.0	1		10/09/15 12:10		
Alkalinity, Total as CaCO3	**4.3J**	mg/L	20.0	2.0	1		10/09/15 12:10		
Iron, Ferric (Calculation)	Analytical Method: SM 3500-Fe B#4								
Iron, Ferric	**1.0**	mg/L	0.20		1		10/15/15 00:00	7439-89-6	
4500H+ pH, Electrometric	Analytical Method: SM 4500-H+B								
pH at 25 Degrees C	**4.5**	Std. Units	0.10	0.10	1		10/06/15 19:00		H6
4500S2D Sulfide, Total	Analytical Method: SM 4500-S-2 D								
Sulfide, Total	ND	mg/L	0.050	0.012	1		10/13/15 07:31	18496-25-8	
300.0 IC Anions 28 Days	Analytical Method: EPA 300.0								
Chloride	**176**	mg/L	20.0	10.0	20		10/11/15 12:35	16887-00-6	
Sulfate	**1530**	mg/L	200	47.3	200		10/11/15 12:50	14808-79-8	
350.1 Ammonia	Analytical Method: EPA 350.1								
Nitrogen, Ammonia	**0.90**	mg/L	0.10	0.046	1		10/14/15 10:54	7664-41-7	
353.2 Nitrogen, NO2/NO3 unpres	Analytical Method: EPA 353.2								
Nitrogen, Nitrate	**1.1**	mg/L	0.10	0.014	1		10/07/15 14:11		
Nitrogen, Nitrite	ND	mg/L	0.10	0.023	1		10/07/15 14:11		
Nitrogen, NO2 plus NO3	**1.1**	mg/L	0.10	0.014	1		10/07/15 14:11		
365.4 Total Phosphorus	Analytical Method: EPA 365.4								
Phosphorus as PO4	ND	mg/L	0.31		1		10/15/15 11:04		
Total Carbon Dioxide Calc	Analytical Method: SM 4500-CO2 D								
Carbon Dioxide Calculation	ND	mg/L	20.0	20.0	1		10/16/15 00:00		
5310C TOC	Analytical Method: SM 5310C								
Total Organic Carbon	**4.1**	mg/L	1.0	0.46	1		10/09/15 19:26	7440-44-0	

REPORT OF LABORATORY ANALYSIS

This report shall not be reproduced, except in full,
without the written consent of Pace Analytical Services, Inc..

Pace Analytical Services, Inc.
9608 Loiret Blvd.
Lenexa, KS 66219
(913)599-5665

ANALYTICAL RESULTS

Project: Fort Smith, AR
Pace Project No.: 60204425

Sample: IW-76-201510 **Lab ID: 60204425006** Collected: 10/06/15 16:00 Received: 10/07/15 08:45 Matrix: Water

Parameters	Results	Units	Report Limit	MDL	DF	Prepared	Analyzed	CAS No.	Qual
Alcohol by Direct Inject GCFID	Analytical Method: EPA 8015 - Alcohol								
2-Chloroethanol	ND	ug/L	10000	1980	1		10/12/15 15:30	107-07-3	
6010 MET ICP	Analytical Method: EPA 6010 Preparation Method: EPA 3010								
Iron	**99.4**	ug/L	50.0	9.0	1	10/08/15 09:50	10/09/15 18:14	7439-89-6	
Manganese	**703**	ug/L	5.0	2.4	1	10/08/15 09:50	10/09/15 18:14	7439-96-5	
8260 MSV	Analytical Method: EPA 5030B/8260								
Acetone	**26.4**	ug/L	10.0	1.9	1		10/09/15 10:59	67-64-1	
Benzene	ND	ug/L	1.0	0.060	1		10/09/15 10:59	71-43-2	
Bromodichloromethane	**2.6**	ug/L	1.0	0.19	1		10/09/15 10:59	75-27-4	
Bromoform	**22.3**	ug/L	1.0	0.070	1		10/09/15 10:59	75-25-2	
Bromomethane	**12.2**	ug/L	5.0	0.16	1		10/09/15 10:59	74-83-9	
2-Butanone (MEK)	ND	ug/L	10.0	0.59	1		10/09/15 10:59	78-93-3	
Carbon disulfide	ND	ug/L	5.0	0.12	1		10/09/15 10:59	75-15-0	
Carbon tetrachloride	ND	ug/L	1.0	0.18	1		10/09/15 10:59	56-23-5	
Chlorobenzene	ND	ug/L	1.0	0.21	1		10/09/15 10:59	108-90-7	
Chloroethane	ND	ug/L	1.0	0.15	1		10/09/15 10:59	75-00-3	
Chloroform	**0.88J**	ug/L	1.0	0.14	1		10/09/15 10:59	67-66-3	
Chloromethane	**9.9**	ug/L	1.0	0.080	1		10/09/15 10:59	74-87-3	
Dibromochloromethane	**4.7**	ug/L	1.0	0.21	1		10/09/15 10:59	124-48-1	
1,1-Dichloroethane	ND	ug/L	1.0	0.050	1		10/09/15 10:59	75-34-3	
1,2-Dichloroethane	ND	ug/L	1.0	0.12	1		10/09/15 10:59	107-06-2	
1,1-Dichloroethene	ND	ug/L	1.0	0.20	1		10/09/15 10:59	75-35-4	
cis-1,2-Dichloroethene	**1.6**	ug/L	1.0	0.080	1		10/09/15 10:59	156-59-2	
trans-1,2-Dichloroethene	**0.52J**	ug/L	1.0	0.20	1		10/09/15 10:59	156-60-5	
1,2-Dichloropropane	ND	ug/L	1.0	0.16	1		10/09/15 10:59	78-87-5	
cis-1,3-Dichloropropene	ND	ug/L	1.0	0.14	1		10/09/15 10:59	10061-01-5	
trans-1,3-Dichloropropene	ND	ug/L	1.0	0.12	1		10/09/15 10:59	10061-02-6	
Ethylbenzene	ND	ug/L	1.0	0.18	1		10/09/15 10:59	100-41-4	
2-Hexanone	ND	ug/L	10.0	1.2	1		10/09/15 10:59	591-78-6	
Methylene chloride	ND	ug/L	1.0	0.15	1		10/09/15 10:59	75-09-2	
4-Methyl-2-pentanone (MIBK)	ND	ug/L	10.0	0.42	1		10/09/15 10:59	108-10-1	
Styrene	ND	ug/L	1.0	0.12	1		10/09/15 10:59	100-42-5	
1,1,2,2-Tetrachloroethane	ND	ug/L	1.0	0.15	1		10/09/15 10:59	79-34-5	
Tetrachloroethene	ND	ug/L	1.0	0.10	1		10/09/15 10:59	127-18-4	
Toluene	ND	ug/L	1.0	0.17	1		10/09/15 10:59	108-88-3	
1,1,1-Trichloroethane	ND	ug/L	1.0	0.11	1		10/09/15 10:59	71-55-6	
1,1,2-Trichloroethane	ND	ug/L	1.0	0.20	1		10/09/15 10:59	79-00-5	
Trichloroethene	**106**	ug/L	1.0	0.17	1		10/09/15 10:59	79-01-6	
Vinyl chloride	ND	ug/L	1.0	0.13	1		10/09/15 10:59	75-01-4	
Xylene (Total)	ND	ug/L	3.0	0.42	1		10/09/15 10:59	1330-20-7	
Surrogates									
4-Bromofluorobenzene (S)	97	%	80-120		1		10/09/15 10:59	460-00-4	
1,2-Dichloroethane-d4 (S)	100	%	80-120		1		10/09/15 10:59	17060-07-0	
Toluene-d8 (S)	78	%	80-120		1		10/09/15 10:59	2037-26-5	S2
Preservation pH	**1.0**		0.10	0.10	1		10/09/15 10:59		

REPORT OF LABORATORY ANALYSIS

This report shall not be reproduced, except in full,
without the written consent of Pace Analytical Services, Inc..

Pace Analytical Services, Inc.
9608 Loiret Blvd.
Lenexa, KS 66219
(913)599-5665

ANALYTICAL RESULTS

Project: Fort Smith, AR
Pace Project No.: 60204425

Sample: IW-76-201510 **Lab ID: 60204425006** Collected: 10/06/15 16:00 Received: 10/07/15 08:45 Matrix: Water

Parameters	Results	Units	Report Limit	MDL	DF	Prepared	Analyzed	CAS No.	Qual
2320B Alkalinity	Analytical Method: SM 2320B								
Alkalinity,Bicarbonate (CaCO3)	**11.4J**	mg/L	20.0	2.0	1		10/09/15 12:13		
Alkalinity, Carbonate (CaCO3)	ND	mg/L	20.0	2.0	1		10/09/15 12:13		
Alkalinity, Total as CaCO3	**11.4J**	mg/L	20.0	2.0	1		10/09/15 12:13		
Iron, Ferric (Calculation)	Analytical Method: SM 3500-Fe B#4								
Iron, Ferric	ND	mg/L	0.20		1		10/15/15 00:00	7439-89-6	
4500H+ pH, Electrometric	Analytical Method: SM 4500-H+B								
pH at 25 Degrees C	**4.8**	Std. Units	0.10	0.10	1		10/06/15 19:00		H6
4500S2D Sulfide, Total	Analytical Method: SM 4500-S-2 D								
Sulfide, Total	ND	mg/L	0.050	0.012	1		10/13/15 07:32	18496-25-8	
300.0 IC Anions 28 Days	Analytical Method: EPA 300.0								
Chloride	**315**	mg/L	20.0	10.0	20		10/11/15 13:06	16887-00-6	
Sulfate	**1110**	mg/L	100	23.7	100		10/11/15 13:21	14808-79-8	
350.1 Ammonia	Analytical Method: EPA 350.1								
Nitrogen, Ammonia	**0.14**	mg/L	0.10	0.046	1		10/14/15 10:55	7664-41-7	
353.2 Nitrogen, NO2/NO3 unpres	Analytical Method: EPA 353.2								
Nitrogen, Nitrate	**1.1**	mg/L	0.50	0.070	5		10/07/15 13:34		D3
Nitrogen, Nitrite	ND	mg/L	0.50	0.12	5		10/07/15 13:34		D3
Nitrogen, NO2 plus NO3	**1.1**	mg/L	0.50	0.070	5		10/07/15 13:34		D3
365.4 Total Phosphorus	Analytical Method: EPA 365.4								
Phosphorus as PO4	ND	mg/L	0.31		1		10/15/15 11:05		
Total Carbon Dioxide Calc	Analytical Method: SM 4500-CO2 D								
Carbon Dioxide Calculation	ND	mg/L	20.0	20.0	1		10/16/15 00:00		
5310C TOC	Analytical Method: SM 5310C								
Total Organic Carbon	**0.51J**	mg/L	1.0	0.46	1		10/09/15 19:39	7440-44-0	

REPORT OF LABORATORY ANALYSIS

This report shall not be reproduced, except in full,
without the written consent of Pace Analytical Services, Inc..

Pace Analytical Services, Inc.
9608 Loiret Blvd.
Lenexa, KS 66219
(913)599-5665

ANALYTICAL RESULTS

Project: Fort Smith, AR
Pace Project No.: 60204425

Sample: RW-69-201510 **Lab ID: 60204425007** Collected: 10/06/15 14:45 Received: 10/07/15 08:45 Matrix: Water

Parameters	Results	Units	Report Limit	MDL	DF	Prepared	Analyzed	CAS No.	Qual
Alcohol by Direct Inject GCFID	Analytical Method: EPA 8015 - Alcohol								
2-Chloroethanol	ND	ug/L	10000	1980	1		10/12/15 15:42	107-07-3	
6010 MET ICP	Analytical Method: EPA 6010 Preparation Method: EPA 3010								
Iron	**330**	ug/L	50.0	9.0	1	10/08/15 09:50	10/09/15 18:16	7439-89-6	
Manganese	**616**	ug/L	5.0	2.4	1	10/08/15 09:50	10/09/15 18:16	7439-96-5	
8260 MSV	Analytical Method: EPA 5030B/8260								
Acetone	ND	ug/L	10.0	1.9	1		10/09/15 01:28	67-64-1	L3
Benzene	ND	ug/L	1.0	0.060	1		10/09/15 01:28	71-43-2	
Bromodichloromethane	ND	ug/L	1.0	0.19	1		10/09/15 01:28	75-27-4	
Bromoform	ND	ug/L	1.0	0.070	1		10/09/15 01:28	75-25-2	
Bromomethane	ND	ug/L	5.0	0.16	1		10/09/15 01:28	74-83-9	
2-Butanone (MEK)	ND	ug/L	10.0	0.59	1		10/09/15 01:28	78-93-3	
Carbon disulfide	ND	ug/L	5.0	0.12	1		10/09/15 01:28	75-15-0	
Carbon tetrachloride	ND	ug/L	1.0	0.18	1		10/09/15 01:28	56-23-5	
Chlorobenzene	ND	ug/L	1.0	0.21	1		10/09/15 01:28	108-90-7	
Chloroethane	ND	ug/L	1.0	0.15	1		10/09/15 01:28	75-00-3	
Chloroform	ND	ug/L	1.0	0.14	1		10/09/15 01:28	67-66-3	
Chloromethane	**0.15J**	ug/L	1.0	0.080	1		10/09/15 01:28	74-87-3	B
Dibromochloromethane	ND	ug/L	1.0	0.21	1		10/09/15 01:28	124-48-1	
1,1-Dichloroethane	ND	ug/L	1.0	0.050	1		10/09/15 01:28	75-34-3	
1,2-Dichloroethane	ND	ug/L	1.0	0.12	1		10/09/15 01:28	107-06-2	
1,1-Dichloroethene	**0.73J**	ug/L	1.0	0.20	1		10/09/15 01:28	75-35-4	
cis-1,2-Dichloroethene	**6.7**	ug/L	1.0	0.080	1		10/09/15 01:28	156-59-2	
trans-1,2-Dichloroethene	ND	ug/L	1.0	0.20	1		10/09/15 01:28	156-60-5	
1,2-Dichloropropane	ND	ug/L	1.0	0.16	1		10/09/15 01:28	78-87-5	
cis-1,3-Dichloropropene	ND	ug/L	1.0	0.14	1		10/09/15 01:28	10061-01-5	
trans-1,3-Dichloropropene	ND	ug/L	1.0	0.12	1		10/09/15 01:28	10061-02-6	
Ethylbenzene	ND	ug/L	1.0	0.18	1		10/09/15 01:28	100-41-4	
2-Hexanone	ND	ug/L	10.0	1.2	1		10/09/15 01:28	591-78-6	
Methylene chloride	ND	ug/L	1.0	0.15	1		10/09/15 01:28	75-09-2	
4-Methyl-2-pentanone (MIBK)	ND	ug/L	10.0	0.42	1		10/09/15 01:28	108-10-1	
Styrene	ND	ug/L	1.0	0.12	1		10/09/15 01:28	100-42-5	
1,1,2,2-Tetrachloroethane	ND	ug/L	1.0	0.15	1		10/09/15 01:28	79-34-5	
Tetrachloroethene	ND	ug/L	1.0	0.10	1		10/09/15 01:28	127-18-4	
Toluene	ND	ug/L	1.0	0.17	1		10/09/15 01:28	108-88-3	
1,1,1-Trichloroethane	ND	ug/L	1.0	0.11	1		10/09/15 01:28	71-55-6	
1,1,2-Trichloroethane	ND	ug/L	1.0	0.20	1		10/09/15 01:28	79-00-5	
Trichloroethene	**184**	ug/L	1.0	0.17	1		10/09/15 01:28	79-01-6	
Vinyl chloride	**0.24J**	ug/L	1.0	0.13	1		10/09/15 01:28	75-01-4	
Xylene (Total)	ND	ug/L	3.0	0.42	1		10/09/15 01:28	1330-20-7	
Surrogates									
4-Bromofluorobenzene (S)	100	%	80-120		1		10/09/15 01:28	460-00-4	
1,2-Dichloroethane-d4 (S)	98	%	80-120		1		10/09/15 01:28	17060-07-0	
Toluene-d8 (S)	102	%	80-120		1		10/09/15 01:28	2037-26-5	
Preservation pH	**1.0**		0.10	0.10	1		10/09/15 01:28		

REPORT OF LABORATORY ANALYSIS

This report shall not be reproduced, except in full,
without the written consent of Pace Analytical Services, Inc..

Pace Analytical Services, Inc.
9608 Loiret Blvd.
Lenexa, KS 66219
(913)599-5665

ANALYTICAL RESULTS

Project: Fort Smith, AR
Pace Project No.: 60204425

Sample: RW-69-201510 **Lab ID: 60204425007** Collected: 10/06/15 14:45 Received: 10/07/15 08:45 Matrix: Water

Parameters	Results	Units	Report Limit	MDL	DF	Prepared	Analyzed	CAS No.	Qual
2320B Alkalinity	Analytical Method: SM 2320B								
Alkalinity,Bicarbonate (CaCO3)	**11.6J**	mg/L	20.0	2.0	1		10/09/15 14:14		
Alkalinity, Carbonate (CaCO3)	ND	mg/L	20.0	2.0	1		10/09/15 14:14		
Alkalinity, Total as CaCO3	**11.6J**	mg/L	20.0	2.0	1		10/09/15 14:14		
Iron, Ferric (Calculation)	Analytical Method: SM 3500-Fe B#4								
Iron, Ferric	**0.33**	mg/L	0.20		1		10/15/15 00:00	7439-89-6	
4500H+ pH, Electrometric	Analytical Method: SM 4500-H+B								
pH at 25 Degrees C	**5.1**	Std. Units	0.10	0.10	1		10/06/15 19:00		H6
4500S2D Sulfide, Total	Analytical Method: SM 4500-S-2 D								
Sulfide, Total	ND	mg/L	0.050	0.012	1		10/13/15 07:32	18496-25-8	
300.0 IC Anions 28 Days	Analytical Method: EPA 300.0								
Chloride	**267**	mg/L	20.0	10.0	20		10/11/15 13:52	16887-00-6	
Sulfate	**1.7**	mg/L	1.0	0.24	1		10/11/15 13:37	14808-79-8	
350.1 Ammonia	Analytical Method: EPA 350.1								
Nitrogen, Ammonia	ND	mg/L	0.10	0.046	1		10/14/15 10:56	7664-41-7	
353.2 Nitrogen, NO2/NO3 unpres	Analytical Method: EPA 353.2								
Nitrogen, Nitrate	**0.039J**	mg/L	0.10	0.014	1		10/07/15 14:15		
Nitrogen, Nitrite	ND	mg/L	0.10	0.023	1		10/07/15 14:15		
Nitrogen, NO2 plus NO3	**0.039J**	mg/L	0.10	0.014	1		10/07/15 14:15		
365.4 Total Phosphorus	Analytical Method: EPA 365.4								
Phosphorus as PO4	ND	mg/L	0.31		1		10/15/15 11:07		
Total Carbon Dioxide Calc	Analytical Method: SM 4500-CO2 D								
Carbon Dioxide Calculation	ND	mg/L	20.0	20.0	1		10/16/15 00:00		
5310C TOC	Analytical Method: SM 5310C								
Total Organic Carbon	ND	mg/L	1.0	0.46	1		10/09/15 19:52	7440-44-0	

REPORT OF LABORATORY ANALYSIS

This report shall not be reproduced, except in full,
without the written consent of Pace Analytical Services, Inc..

Pace Analytical Services, Inc.
9608 Loiret Blvd.
Lenexa, KS 66219
(913)599-5665

ANALYTICAL RESULTS

Project: Fort Smith, AR
Pace Project No.: 60204425

Sample: MW-31R-201510 **Lab ID: 60204425008** Collected: 10/06/15 15:35 Received: 10/07/15 08:45 Matrix: Water

Parameters	Results	Units	Report Limit	MDL	DF	Prepared	Analyzed	CAS No.	Qual
Alcohol by Direct Inject GCFID	Analytical Method: EPA 8015 - Alcohol								
2-Chloroethanol	ND	ug/L	10000	1980	1		10/12/15 15:53	107-07-3	
6010 MET ICP	Analytical Method: EPA 6010 Preparation Method: EPA 3010								
Iron	**2370**	ug/L	50.0	9.0	1	10/08/15 09:50	10/09/15 18:23	7439-89-6	
Manganese	**774**	ug/L	5.0	2.4	1	10/08/15 09:50	10/09/15 18:23	7439-96-5	
8260 MSV	Analytical Method: EPA 5030B/8260								
Acetone	ND	ug/L	10.0	1.9	1		10/08/15 22:20	67-64-1	L3
Benzene	ND	ug/L	1.0	0.060	1		10/08/15 22:20	71-43-2	
Bromodichloromethane	ND	ug/L	1.0	0.19	1		10/08/15 22:20	75-27-4	
Bromoform	ND	ug/L	1.0	0.070	1		10/08/15 22:20	75-25-2	
Bromomethane	ND	ug/L	5.0	0.16	1		10/08/15 22:20	74-83-9	
2-Butanone (MEK)	ND	ug/L	10.0	0.59	1		10/08/15 22:20	78-93-3	
Carbon disulfide	ND	ug/L	5.0	0.12	1		10/08/15 22:20	75-15-0	
Carbon tetrachloride	ND	ug/L	1.0	0.18	1		10/08/15 22:20	56-23-5	
Chlorobenzene	ND	ug/L	1.0	0.21	1		10/08/15 22:20	108-90-7	
Chloroethane	ND	ug/L	1.0	0.15	1		10/08/15 22:20	75-00-3	
Chloroform	ND	ug/L	1.0	0.14	1		10/08/15 22:20	67-66-3	
Chloromethane	**0.23J**	ug/L	1.0	0.080	1		10/08/15 22:20	74-87-3	B
Dibromochloromethane	ND	ug/L	1.0	0.21	1		10/08/15 22:20	124-48-1	
1,1-Dichloroethane	ND	ug/L	1.0	0.050	1		10/08/15 22:20	75-34-3	
1,2-Dichloroethane	ND	ug/L	1.0	0.12	1		10/08/15 22:20	107-06-2	
1,1-Dichloroethene	ND	ug/L	1.0	0.20	1		10/08/15 22:20	75-35-4	
cis-1,2-Dichloroethene	ND	ug/L	1.0	0.080	1		10/08/15 22:20	156-59-2	
trans-1,2-Dichloroethene	ND	ug/L	1.0	0.20	1		10/08/15 22:20	156-60-5	
1,2-Dichloropropane	ND	ug/L	1.0	0.16	1		10/08/15 22:20	78-87-5	
cis-1,3-Dichloropropene	ND	ug/L	1.0	0.14	1		10/08/15 22:20	10061-01-5	
trans-1,3-Dichloropropene	ND	ug/L	1.0	0.12	1		10/08/15 22:20	10061-02-6	
Ethylbenzene	ND	ug/L	1.0	0.18	1		10/08/15 22:20	100-41-4	
2-Hexanone	ND	ug/L	10.0	1.2	1		10/08/15 22:20	591-78-6	
Methylene chloride	ND	ug/L	1.0	0.15	1		10/08/15 22:20	75-09-2	
4-Methyl-2-pentanone (MIBK)	ND	ug/L	10.0	0.42	1		10/08/15 22:20	108-10-1	
Styrene	ND	ug/L	1.0	0.12	1		10/08/15 22:20	100-42-5	
1,1,2,2-Tetrachloroethane	ND	ug/L	1.0	0.15	1		10/08/15 22:20	79-34-5	
Tetrachloroethene	ND	ug/L	1.0	0.10	1		10/08/15 22:20	127-18-4	
Toluene	ND	ug/L	1.0	0.17	1		10/08/15 22:20	108-88-3	
1,1,1-Trichloroethane	ND	ug/L	1.0	0.11	1		10/08/15 22:20	71-55-6	
1,1,2-Trichloroethane	ND	ug/L	1.0	0.20	1		10/08/15 22:20	79-00-5	
Trichloroethene	ND	ug/L	1.0	0.17	1		10/08/15 22:20	79-01-6	
Vinyl chloride	ND	ug/L	1.0	0.13	1		10/08/15 22:20	75-01-4	
Xylene (Total)	ND	ug/L	3.0	0.42	1		10/08/15 22:20	1330-20-7	
Surrogates									
4-Bromofluorobenzene (S)	97	%	80-120		1		10/08/15 22:20	460-00-4	
1,2-Dichloroethane-d4 (S)	97	%	80-120		1		10/08/15 22:20	17060-07-0	
Toluene-d8 (S)	99	%	80-120		1		10/08/15 22:20	2037-26-5	
Preservation pH	**1.0**		0.10	0.10	1		10/08/15 22:20		

REPORT OF LABORATORY ANALYSIS

This report shall not be reproduced, except in full,
without the written consent of Pace Analytical Services, Inc..

Pace Analytical Services, Inc.
9608 Loiret Blvd.
Lenexa, KS 66219
(913)599-5665

ANALYTICAL RESULTS

Project: Fort Smith, AR
Pace Project No.: 60204425

Sample: MW-31R-201510 **Lab ID: 60204425008** Collected: 10/06/15 15:35 Received: 10/07/15 08:45 Matrix: Water

Parameters	Results	Units	Report Limit	MDL	DF	Prepared	Analyzed	CAS No.	Qual
2320B Alkalinity	Analytical Method: SM 2320B								
Alkalinity,Bicarbonate (CaCO3)	**25.7**	mg/L	20.0	2.0	1		10/09/15 14:19		
Alkalinity, Carbonate (CaCO3)	ND	mg/L	20.0	2.0	1		10/09/15 14:19		
Alkalinity, Total as CaCO3	**25.7**	mg/L	20.0	2.0	1		10/09/15 14:19		
Iron, Ferric (Calculation)	Analytical Method: SM 3500-Fe B#4								
Iron, Ferric	ND	mg/L	0.20		1		10/15/15 00:00	7439-89-6	
4500H+ pH, Electrometric	Analytical Method: SM 4500-H+B								
pH at 25 Degrees C	**4.4**	Std. Units	0.10	0.10	1		10/06/15 19:00		H6
4500S2D Sulfide, Total	Analytical Method: SM 4500-S-2 D								
Sulfide, Total	ND	mg/L	0.050	0.012	1		10/13/15 07:34	18496-25-8	
300.0 IC Anions 28 Days	Analytical Method: EPA 300.0								
Chloride	**141**	mg/L	10.0	5.0	10		10/11/15 14:07	16887-00-6	
Sulfate	**26.1**	mg/L	5.0	1.2	5		10/11/15 02:05	14808-79-8	
350.1 Ammonia	Analytical Method: EPA 350.1								
Nitrogen, Ammonia	ND	mg/L	0.10	0.046	1		10/14/15 10:57	7664-41-7	
353.2 Nitrogen, NO2/NO3 unpres	Analytical Method: EPA 353.2								
Nitrogen, Nitrate	**0.099J**	mg/L	0.10	0.014	1		10/07/15 14:16		
Nitrogen, Nitrite	ND	mg/L	0.10	0.023	1		10/07/15 14:16		
Nitrogen, NO2 plus NO3	**0.099J**	mg/L	0.10	0.014	1		10/07/15 14:16		
365.4 Total Phosphorus	Analytical Method: EPA 365.4								
Phosphorus as PO4	ND	mg/L	0.31		1		10/15/15 11:08		
Total Carbon Dioxide Calc	Analytical Method: SM 4500-CO2 D								
Carbon Dioxide Calculation	**1850**	mg/L	20.0	20.0	1		10/16/15 00:00		
5310C TOC	Analytical Method: SM 5310C								
Total Organic Carbon	**0.62J**	mg/L	1.0	0.46	1		10/13/15 14:03	7440-44-0	

REPORT OF LABORATORY ANALYSIS

This report shall not be reproduced, except in full,
without the written consent of Pace Analytical Services, Inc..

Pace Analytical Services, Inc.
9608 Loiret Blvd.
Lenexa, KS 66219
(913)599-5665

ANALYTICAL RESULTS

Project: Fort Smith, AR
Pace Project No.: 60204425

Sample: TB-06-201510 **Lab ID: 60204425009** Collected: 10/06/15 08:00 Received: 10/07/15 08:45 Matrix: Water

Parameters	Results	Units	Report Limit	MDL	DF	Prepared	Analyzed	CAS No.	Qual
8260 MSV	Analytical Method: EPA 5030B/8260								
Acetone	ND	ug/L	10.0	1.9	1		10/08/15 21:23	67-64-1	L3
Benzene	ND	ug/L	1.0	0.060	1		10/08/15 21:23	71-43-2	
Bromodichloromethane	ND	ug/L	1.0	0.19	1		10/08/15 21:23	75-27-4	
Bromoform	ND	ug/L	1.0	0.070	1		10/08/15 21:23	75-25-2	
Bromomethane	ND	ug/L	5.0	0.16	1		10/08/15 21:23	74-83-9	
2-Butanone (MEK)	ND	ug/L	10.0	0.59	1		10/08/15 21:23	78-93-3	
Carbon disulfide	ND	ug/L	5.0	0.12	1		10/08/15 21:23	75-15-0	
Carbon tetrachloride	ND	ug/L	1.0	0.18	1		10/08/15 21:23	56-23-5	
Chlorobenzene	ND	ug/L	1.0	0.21	1		10/08/15 21:23	108-90-7	
Chloroethane	ND	ug/L	1.0	0.15	1		10/08/15 21:23	75-00-3	
Chloroform	**0.28J**	ug/L	1.0	0.14	1		10/08/15 21:23	67-66-3	
Chloromethane	**0.17J**	ug/L	1.0	0.080	1		10/08/15 21:23	74-87-3	B
Dibromochloromethane	ND	ug/L	1.0	0.21	1		10/08/15 21:23	124-48-1	
1,1-Dichloroethane	ND	ug/L	1.0	0.050	1		10/08/15 21:23	75-34-3	
1,2-Dichloroethane	ND	ug/L	1.0	0.12	1		10/08/15 21:23	107-06-2	
1,1-Dichloroethene	ND	ug/L	1.0	0.20	1		10/08/15 21:23	75-35-4	
cis-1,2-Dichloroethene	ND	ug/L	1.0	0.080	1		10/08/15 21:23	156-59-2	
trans-1,2-Dichloroethene	ND	ug/L	1.0	0.20	1		10/08/15 21:23	156-60-5	
1,2-Dichloropropane	ND	ug/L	1.0	0.16	1		10/08/15 21:23	78-87-5	
cis-1,3-Dichloropropene	ND	ug/L	1.0	0.14	1		10/08/15 21:23	10061-01-5	
trans-1,3-Dichloropropene	ND	ug/L	1.0	0.12	1		10/08/15 21:23	10061-02-6	
Ethylbenzene	ND	ug/L	1.0	0.18	1		10/08/15 21:23	100-41-4	
2-Hexanone	ND	ug/L	10.0	1.2	1		10/08/15 21:23	591-78-6	
Methylene chloride	ND	ug/L	1.0	0.15	1		10/08/15 21:23	75-09-2	
4-Methyl-2-pentanone (MIBK)	ND	ug/L	10.0	0.42	1		10/08/15 21:23	108-10-1	
Styrene	ND	ug/L	1.0	0.12	1		10/08/15 21:23	100-42-5	
1,1,2,2-Tetrachloroethane	ND	ug/L	1.0	0.15	1		10/08/15 21:23	79-34-5	
Tetrachloroethene	ND	ug/L	1.0	0.10	1		10/08/15 21:23	127-18-4	
Toluene	ND	ug/L	1.0	0.17	1		10/08/15 21:23	108-88-3	
1,1,1-Trichloroethane	ND	ug/L	1.0	0.11	1		10/08/15 21:23	71-55-6	
1,1,2-Trichloroethane	ND	ug/L	1.0	0.20	1		10/08/15 21:23	79-00-5	
Trichloroethene	ND	ug/L	1.0	0.17	1		10/08/15 21:23	79-01-6	
Vinyl chloride	ND	ug/L	1.0	0.13	1		10/08/15 21:23	75-01-4	
Xylene (Total)	ND	ug/L	3.0	0.42	1		10/08/15 21:23	1330-20-7	
Surrogates									
4-Bromofluorobenzene (S)	96	%	80-120		1		10/08/15 21:23	460-00-4	
1,2-Dichloroethane-d4 (S)	100	%	80-120		1		10/08/15 21:23	17060-07-0	
Toluene-d8 (S)	100	%	80-120		1		10/08/15 21:23	2037-26-5	
Preservation pH	**1.0**		0.10	0.10	1		10/08/15 21:23		

REPORT OF LABORATORY ANALYSIS

This report shall not be reproduced, except in full,
without the written consent of Pace Analytical Services, Inc..

Pace Analytical Services, Inc.
9608 Loiret Blvd.
Lenexa, KS 66219
(913)599-5665

ANALYTICAL RESULTS

Project: Fort Smith, AR
Pace Project No.: 60204425

Sample: MW-60R-201510 **Lab ID: 60204425010** Collected: 10/06/15 11:05 Received: 10/07/15 08:45 Matrix: Water

Parameters	Results	Units	Report Limit	MDL	DF	Prepared	Analyzed	CAS No.	Qual
Alcohol by Direct Inject GCFID	Analytical Method: EPA 8015 - Alcohol								
2-Chloroethanol	ND	ug/L	10000	1980	1		10/12/15 16:04	107-07-3	
6010 MET ICP	Analytical Method: EPA 6010 Preparation Method: EPA 3010								
Iron	**1610**	ug/L	50.0	9.0	1	10/08/15 09:50	10/09/15 18:25	7439-89-6	
Manganese	**2530**	ug/L	5.0	2.4	1	10/08/15 09:50	10/09/15 18:25	7439-96-5	
8260 MSV	Analytical Method: EPA 5030B/8260								
Acetone	ND	ug/L	10.0	1.9	1		10/08/15 22:35	67-64-1	L3
Benzene	ND	ug/L	1.0	0.060	1		10/08/15 22:35	71-43-2	
Bromodichloromethane	ND	ug/L	1.0	0.19	1		10/08/15 22:35	75-27-4	
Bromoform	ND	ug/L	1.0	0.070	1		10/08/15 22:35	75-25-2	
Bromomethane	ND	ug/L	5.0	0.16	1		10/08/15 22:35	74-83-9	
2-Butanone (MEK)	ND	ug/L	10.0	0.59	1		10/08/15 22:35	78-93-3	
Carbon disulfide	ND	ug/L	5.0	0.12	1		10/08/15 22:35	75-15-0	
Carbon tetrachloride	ND	ug/L	1.0	0.18	1		10/08/15 22:35	56-23-5	
Chlorobenzene	ND	ug/L	1.0	0.21	1		10/08/15 22:35	108-90-7	
Chloroethane	ND	ug/L	1.0	0.15	1		10/08/15 22:35	75-00-3	
Chloroform	**0.61J**	ug/L	1.0	0.14	1		10/08/15 22:35	67-66-3	
Chloromethane	ND	ug/L	1.0	0.080	1		10/08/15 22:35	74-87-3	
Dibromochloromethane	ND	ug/L	1.0	0.21	1		10/08/15 22:35	124-48-1	
1,1-Dichloroethane	ND	ug/L	1.0	0.050	1		10/08/15 22:35	75-34-3	
1,2-Dichloroethane	ND	ug/L	1.0	0.12	1		10/08/15 22:35	107-06-2	
1,1-Dichloroethene	ND	ug/L	1.0	0.20	1		10/08/15 22:35	75-35-4	
cis-1,2-Dichloroethene	ND	ug/L	1.0	0.080	1		10/08/15 22:35	156-59-2	
trans-1,2-Dichloroethene	ND	ug/L	1.0	0.20	1		10/08/15 22:35	156-60-5	
1,2-Dichloropropane	ND	ug/L	1.0	0.16	1		10/08/15 22:35	78-87-5	
cis-1,3-Dichloropropene	ND	ug/L	1.0	0.14	1		10/08/15 22:35	10061-01-5	
trans-1,3-Dichloropropene	ND	ug/L	1.0	0.12	1		10/08/15 22:35	10061-02-6	
Ethylbenzene	ND	ug/L	1.0	0.18	1		10/08/15 22:35	100-41-4	
2-Hexanone	ND	ug/L	10.0	1.2	1		10/08/15 22:35	591-78-6	
Methylene chloride	ND	ug/L	1.0	0.15	1		10/08/15 22:35	75-09-2	
4-Methyl-2-pentanone (MIBK)	ND	ug/L	10.0	0.42	1		10/08/15 22:35	108-10-1	
Styrene	ND	ug/L	1.0	0.12	1		10/08/15 22:35	100-42-5	
1,1,2,2-Tetrachloroethane	ND	ug/L	1.0	0.15	1		10/08/15 22:35	79-34-5	
Tetrachloroethene	ND	ug/L	1.0	0.10	1		10/08/15 22:35	127-18-4	
Toluene	ND	ug/L	1.0	0.17	1		10/08/15 22:35	108-88-3	
1,1,1-Trichloroethane	ND	ug/L	1.0	0.11	1		10/08/15 22:35	71-55-6	
1,1,2-Trichloroethane	ND	ug/L	1.0	0.20	1		10/08/15 22:35	79-00-5	
Trichloroethene	ND	ug/L	1.0	0.17	1		10/08/15 22:35	79-01-6	
Vinyl chloride	ND	ug/L	1.0	0.13	1		10/08/15 22:35	75-01-4	
Xylene (Total)	ND	ug/L	3.0	0.42	1		10/08/15 22:35	1330-20-7	
Surrogates									
4-Bromofluorobenzene (S)	98	%	80-120		1		10/08/15 22:35	460-00-4	
1,2-Dichloroethane-d4 (S)	97	%	80-120		1		10/08/15 22:35	17060-07-0	
Toluene-d8 (S)	97	%	80-120		1		10/08/15 22:35	2037-26-5	
Preservation pH	**1.0**		0.10	0.10	1		10/08/15 22:35		

REPORT OF LABORATORY ANALYSIS

This report shall not be reproduced, except in full,
without the written consent of Pace Analytical Services, Inc..

Pace Analytical Services, Inc.
9608 Loiret Blvd.
Lenexa, KS 66219
(913)599-5665

ANALYTICAL RESULTS

Project: Fort Smith, AR
Pace Project No.: 60204425

Sample: MW-60R-201510 **Lab ID: 60204425010** Collected: 10/06/15 11:05 Received: 10/07/15 08:45 Matrix: Water

Parameters	Results	Units	Report Limit	MDL	DF	Prepared	Analyzed	CAS No.	Qual
2320B Alkalinity	Analytical Method: SM 2320B								
Alkalinity,Bicarbonate (CaCO3)	**377**	mg/L	20.0	2.0	1		10/09/15 14:25		
Alkalinity, Carbonate (CaCO3)	ND	mg/L	20.0	2.0	1		10/09/15 14:25		
Alkalinity, Total as CaCO3	**377**	mg/L	20.0	2.0	1		10/09/15 14:25		
Iron, Ferric (Calculation)	Analytical Method: SM 3500-Fe B#4								
Iron, Ferric	**1.6**	mg/L	0.20		1		10/15/15 00:00	7439-89-6	
4500H+ pH, Electrometric	Analytical Method: SM 4500-H+B								
pH at 25 Degrees C	**6.9**	Std. Units	0.10	0.10	1		10/06/15 19:00		H6
4500S2D Sulfide, Total	Analytical Method: SM 4500-S-2 D								
Sulfide, Total	ND	mg/L	0.050	0.012	1		10/13/15 07:34	18496-25-8	
300.0 IC Anions 28 Days	Analytical Method: EPA 300.0								
Chloride	**120**	mg/L	10.0	5.0	10		10/11/15 14:54	16887-00-6	
Sulfate	**31.1**	mg/L	5.0	1.2	5		10/11/15 02:20	14808-79-8	
350.1 Ammonia	Analytical Method: EPA 350.1								
Nitrogen, Ammonia	ND	mg/L	0.10	0.046	1		10/14/15 10:58	7664-41-7	
353.2 Nitrogen, NO2/NO3 unpres	Analytical Method: EPA 353.2								
Nitrogen, Nitrate	ND	mg/L	0.10	0.014	1		10/07/15 14:17		
Nitrogen, Nitrite	ND	mg/L	0.10	0.023	1		10/07/15 14:17		
Nitrogen, NO2 plus NO3	ND	mg/L	0.10	0.014	1		10/07/15 14:17		
365.4 Total Phosphorus	Analytical Method: EPA 365.4								
Phosphorus as PO4	ND	mg/L	0.31		1		10/15/15 11:09		
Total Carbon Dioxide Calc	Analytical Method: SM 4500-CO2 D								
Carbon Dioxide Calculation	**431**	mg/L	20.0	20.0	1		10/16/15 00:00		
5310C TOC	Analytical Method: SM 5310C								
Total Organic Carbon	**0.80J**	mg/L	1.0	0.46	1		10/13/15 14:39	7440-44-0	

REPORT OF LABORATORY ANALYSIS

This report shall not be reproduced, except in full,
without the written consent of Pace Analytical Services, Inc..

Pace Analytical Services, Inc.
9608 Loiret Blvd.
Lenexa, KS 66219
(913)599-5665

ANALYTICAL RESULTS

Project: Fort Smith, AR
Pace Project No.: 60204425

Sample: MW-50R-201510 **Lab ID: 60204425011** Collected: 10/06/15 08:45 Received: 10/07/15 08:45 Matrix: Water

Parameters	Results	Units	Report Limit	MDL	DF	Prepared	Analyzed	CAS No.	Qual
Alcohol by Direct Inject GCFID	Analytical Method: EPA 8015 - Alcohol								
2-Chloroethanol	ND	ug/L	10000	1980	1		10/12/15 16:15	107-07-3	
6010 MET ICP	Analytical Method: EPA 6010 Preparation Method: EPA 3010								
Iron	**2620**	ug/L	50.0	9.0	1	10/08/15 09:50	10/09/15 18:27	7439-89-6	
Manganese	**129**	ug/L	5.0	2.4	1	10/08/15 09:50	10/09/15 18:27	7439-96-5	
8260 MSV	Analytical Method: EPA 5030B/8260								
Acetone	ND	ug/L	10.0	1.9	1		10/08/15 22:49	67-64-1	L3
Benzene	ND	ug/L	1.0	0.060	1		10/08/15 22:49	71-43-2	
Bromodichloromethane	ND	ug/L	1.0	0.19	1		10/08/15 22:49	75-27-4	
Bromoform	ND	ug/L	1.0	0.070	1		10/08/15 22:49	75-25-2	
Bromomethane	ND	ug/L	5.0	0.16	1		10/08/15 22:49	74-83-9	
2-Butanone (MEK)	ND	ug/L	10.0	0.59	1		10/08/15 22:49	78-93-3	
Carbon disulfide	ND	ug/L	5.0	0.12	1		10/08/15 22:49	75-15-0	
Carbon tetrachloride	ND	ug/L	1.0	0.18	1		10/08/15 22:49	56-23-5	
Chlorobenzene	ND	ug/L	1.0	0.21	1		10/08/15 22:49	108-90-7	
Chloroethane	ND	ug/L	1.0	0.15	1		10/08/15 22:49	75-00-3	
Chloroform	ND	ug/L	1.0	0.14	1		10/08/15 22:49	67-66-3	
Chloromethane	**0.17J**	ug/L	1.0	0.080	1		10/08/15 22:49	74-87-3	B
Dibromochloromethane	ND	ug/L	1.0	0.21	1		10/08/15 22:49	124-48-1	
1,1-Dichloroethane	ND	ug/L	1.0	0.050	1		10/08/15 22:49	75-34-3	
1,2-Dichloroethane	ND	ug/L	1.0	0.12	1		10/08/15 22:49	107-06-2	
1,1-Dichloroethene	ND	ug/L	1.0	0.20	1		10/08/15 22:49	75-35-4	
cis-1,2-Dichloroethene	ND	ug/L	1.0	0.080	1		10/08/15 22:49	156-59-2	
trans-1,2-Dichloroethene	ND	ug/L	1.0	0.20	1		10/08/15 22:49	156-60-5	
1,2-Dichloropropane	ND	ug/L	1.0	0.16	1		10/08/15 22:49	78-87-5	
cis-1,3-Dichloropropene	ND	ug/L	1.0	0.14	1		10/08/15 22:49	10061-01-5	
trans-1,3-Dichloropropene	ND	ug/L	1.0	0.12	1		10/08/15 22:49	10061-02-6	
Ethylbenzene	ND	ug/L	1.0	0.18	1		10/08/15 22:49	100-41-4	
2-Hexanone	ND	ug/L	10.0	1.2	1		10/08/15 22:49	591-78-6	
Methylene chloride	ND	ug/L	1.0	0.15	1		10/08/15 22:49	75-09-2	
4-Methyl-2-pentanone (MIBK)	ND	ug/L	10.0	0.42	1		10/08/15 22:49	108-10-1	
Styrene	ND	ug/L	1.0	0.12	1		10/08/15 22:49	100-42-5	
1,1,2,2-Tetrachloroethane	ND	ug/L	1.0	0.15	1		10/08/15 22:49	79-34-5	
Tetrachloroethene	ND	ug/L	1.0	0.10	1		10/08/15 22:49	127-18-4	
Toluene	ND	ug/L	1.0	0.17	1		10/08/15 22:49	108-88-3	
1,1,1-Trichloroethane	ND	ug/L	1.0	0.11	1		10/08/15 22:49	71-55-6	
1,1,2-Trichloroethane	ND	ug/L	1.0	0.20	1		10/08/15 22:49	79-00-5	
Trichloroethene	**0.35J**	ug/L	1.0	0.17	1		10/08/15 22:49	79-01-6	
Vinyl chloride	ND	ug/L	1.0	0.13	1		10/08/15 22:49	75-01-4	
Xylene (Total)	ND	ug/L	3.0	0.42	1		10/08/15 22:49	1330-20-7	
Surrogates									
4-Bromofluorobenzene (S)	98	%	80-120		1		10/08/15 22:49	460-00-4	
1,2-Dichloroethane-d4 (S)	101	%	80-120		1		10/08/15 22:49	17060-07-0	
Toluene-d8 (S)	100	%	80-120		1		10/08/15 22:49	2037-26-5	
Preservation pH	**1.0**		0.10	0.10	1		10/08/15 22:49		

REPORT OF LABORATORY ANALYSIS

This report shall not be reproduced, except in full,
without the written consent of Pace Analytical Services, Inc..

Pace Analytical Services, Inc.
9608 Loiret Blvd.
Lenexa, KS 66219
(913)599-5665

ANALYTICAL RESULTS

Project: Fort Smith, AR
Pace Project No.: 60204425

Sample: MW-50R-201510 **Lab ID: 60204425011** Collected: 10/06/15 08:45 Received: 10/07/15 08:45 Matrix: Water

Parameters	Results	Units	Report Limit	MDL	DF	Prepared	Analyzed	CAS No.	Qual
2320B Alkalinity	Analytical Method: SM 2320B								
Alkalinity,Bicarbonate (CaCO3)	**210**	mg/L	20.0	2.0	1		10/09/15 14:29		
Alkalinity, Carbonate (CaCO3)	ND	mg/L	20.0	2.0	1		10/09/15 14:29		
Alkalinity, Total as CaCO3	**210**	mg/L	20.0	2.0	1		10/09/15 14:29		
Iron, Ferric (Calculation)	Analytical Method: SM 3500-Fe B#4								
Iron, Ferric	**2.2**	mg/L	0.20		1		10/15/15 00:00	7439-89-6	
4500H+ pH, Electrometric	Analytical Method: SM 4500-H+B								
pH at 25 Degrees C	**6.4**	Std. Units	0.10	0.10	1		10/06/15 19:00		H6
4500S2D Sulfide, Total	Analytical Method: SM 4500-S-2 D								
Sulfide, Total	ND	mg/L	0.050	0.012	1		10/13/15 07:34	18496-25-8	
300.0 IC Anions 28 Days	Analytical Method: EPA 300.0								
Chloride	**229**	mg/L	20.0	10.0	20		10/11/15 15:25	16887-00-6	
Sulfate	**7.9**	mg/L	1.0	0.24	1		10/11/15 15:09	14808-79-8	
350.1 Ammonia	Analytical Method: EPA 350.1								
Nitrogen, Ammonia	ND	mg/L	0.10	0.046	1		10/14/15 11:01	7664-41-7	
353.2 Nitrogen, NO2/NO3 unpres	Analytical Method: EPA 353.2								
Nitrogen, Nitrate	ND	mg/L	0.10	0.014	1		10/07/15 14:18		
Nitrogen, Nitrite	ND	mg/L	0.10	0.023	1		10/07/15 14:18		
Nitrogen, NO2 plus NO3	ND	mg/L	0.10	0.014	1		10/07/15 14:18		
365.4 Total Phosphorus	Analytical Method: EPA 365.4								
Phosphorus as PO4	ND	mg/L	0.31		1		10/15/15 11:10		
Total Carbon Dioxide Calc	Analytical Method: SM 4500-CO2 D								
Carbon Dioxide Calculation	**340**	mg/L	20.0	20.0	1		10/16/15 00:00		
5310C TOC	Analytical Method: SM 5310C								
Total Organic Carbon	ND	mg/L	1.0	0.46	1		10/13/15 15:05	7440-44-0	

REPORT OF LABORATORY ANALYSIS

This report shall not be reproduced, except in full,
without the written consent of Pace Analytical Services, Inc..

Pace Analytical Services, Inc.
9608 Loiret Blvd.
Lenexa, KS 66219
(913)599-5665

ANALYTICAL RESULTS

Project: Fort Smith, AR
Pace Project No.: 60204425

Sample: MW-66-201510 **Lab ID: 60204425012** Collected: 10/06/15 16:10 Received: 10/07/15 08:45 Matrix: Water

Parameters	Results	Units	Report Limit	MDL	DF	Prepared	Analyzed	CAS No.	Qual
Alcohol by Direct Inject GCFID	Analytical Method: EPA 8015 - Alcohol								
2-Chloroethanol	ND	ug/L	10000	1980	1		10/12/15 16:26	107-07-3	
6010 MET ICP	Analytical Method: EPA 6010 Preparation Method: EPA 3010								
Iron	**98.1**	ug/L	50.0	9.0	1	10/08/15 09:50	10/09/15 18:29	7439-89-6	
Manganese	**8.1**	ug/L	5.0	2.4	1	10/08/15 09:50	10/09/15 18:29	7439-96-5	
8260 MSV	Analytical Method: EPA 5030B/8260								
Acetone	ND	ug/L	10.0	1.9	1		10/08/15 23:04	67-64-1	L3
Benzene	ND	ug/L	1.0	0.060	1		10/08/15 23:04	71-43-2	
Bromodichloromethane	ND	ug/L	1.0	0.19	1		10/08/15 23:04	75-27-4	
Bromoform	ND	ug/L	1.0	0.070	1		10/08/15 23:04	75-25-2	
Bromomethane	ND	ug/L	5.0	0.16	1		10/08/15 23:04	74-83-9	
2-Butanone (MEK)	ND	ug/L	10.0	0.59	1		10/08/15 23:04	78-93-3	
Carbon disulfide	ND	ug/L	5.0	0.12	1		10/08/15 23:04	75-15-0	
Carbon tetrachloride	ND	ug/L	1.0	0.18	1		10/08/15 23:04	56-23-5	
Chlorobenzene	ND	ug/L	1.0	0.21	1		10/08/15 23:04	108-90-7	
Chloroethane	ND	ug/L	1.0	0.15	1		10/08/15 23:04	75-00-3	
Chloroform	ND	ug/L	1.0	0.14	1		10/08/15 23:04	67-66-3	
Chloromethane	ND	ug/L	1.0	0.080	1		10/08/15 23:04	74-87-3	
Dibromochloromethane	ND	ug/L	1.0	0.21	1		10/08/15 23:04	124-48-1	
1,1-Dichloroethane	ND	ug/L	1.0	0.050	1		10/08/15 23:04	75-34-3	
1,2-Dichloroethane	ND	ug/L	1.0	0.12	1		10/08/15 23:04	107-06-2	
1,1-Dichloroethene	ND	ug/L	1.0	0.20	1		10/08/15 23:04	75-35-4	
cis-1,2-Dichloroethene	**0.18J**	ug/L	1.0	0.080	1		10/08/15 23:04	156-59-2	
trans-1,2-Dichloroethene	ND	ug/L	1.0	0.20	1		10/08/15 23:04	156-60-5	
1,2-Dichloropropane	ND	ug/L	1.0	0.16	1		10/08/15 23:04	78-87-5	
cis-1,3-Dichloropropene	ND	ug/L	1.0	0.14	1		10/08/15 23:04	10061-01-5	
trans-1,3-Dichloropropene	ND	ug/L	1.0	0.12	1		10/08/15 23:04	10061-02-6	
Ethylbenzene	ND	ug/L	1.0	0.18	1		10/08/15 23:04	100-41-4	
2-Hexanone	ND	ug/L	10.0	1.2	1		10/08/15 23:04	591-78-6	
Methylene chloride	ND	ug/L	1.0	0.15	1		10/08/15 23:04	75-09-2	
4-Methyl-2-pentanone (MIBK)	ND	ug/L	10.0	0.42	1		10/08/15 23:04	108-10-1	
Styrene	ND	ug/L	1.0	0.12	1		10/08/15 23:04	100-42-5	
1,1,2,2-Tetrachloroethane	ND	ug/L	1.0	0.15	1		10/08/15 23:04	79-34-5	
Tetrachloroethene	ND	ug/L	1.0	0.10	1		10/08/15 23:04	127-18-4	
Toluene	ND	ug/L	1.0	0.17	1		10/08/15 23:04	108-88-3	
1,1,1-Trichloroethane	ND	ug/L	1.0	0.11	1		10/08/15 23:04	71-55-6	
1,1,2-Trichloroethane	ND	ug/L	1.0	0.20	1		10/08/15 23:04	79-00-5	
Trichloroethene	**2.3**	ug/L	1.0	0.17	1		10/08/15 23:04	79-01-6	
Vinyl chloride	ND	ug/L	1.0	0.13	1		10/08/15 23:04	75-01-4	
Xylene (Total)	ND	ug/L	3.0	0.42	1		10/08/15 23:04	1330-20-7	
Surrogates									
4-Bromofluorobenzene (S)	99	%	80-120		1		10/08/15 23:04	460-00-4	
1,2-Dichloroethane-d4 (S)	92	%	80-120		1		10/08/15 23:04	17060-07-0	
Toluene-d8 (S)	99	%	80-120		1		10/08/15 23:04	2037-26-5	
Preservation pH	**1.0**		0.10	0.10	1		10/08/15 23:04		

REPORT OF LABORATORY ANALYSIS

This report shall not be reproduced, except in full,
without the written consent of Pace Analytical Services, Inc..

Pace Analytical Services, Inc.
9608 Loiret Blvd.
Lenexa, KS 66219
(913)599-5665

ANALYTICAL RESULTS

Project: Fort Smith, AR
Pace Project No.: 60204425

Sample: MW-66-201510 **Lab ID: 60204425012** Collected: 10/06/15 16:10 Received: 10/07/15 08:45 Matrix: Water

Parameters	Results	Units	Report Limit	MDL	DF	Prepared	Analyzed	CAS No.	Qual
2320B Alkalinity	Analytical Method: SM 2320B								
Alkalinity,Bicarbonate (CaCO3)	**96.8**	mg/L	20.0	2.0	1		10/09/15 14:33		
Alkalinity, Carbonate (CaCO3)	ND	mg/L	20.0	2.0	1		10/09/15 14:33		
Alkalinity, Total as CaCO3	**96.8**	mg/L	20.0	2.0	1		10/09/15 14:33		
Iron, Ferric (Calculation)	Analytical Method: SM 3500-Fe B#4								
Iron, Ferric	ND	mg/L	0.20		1		10/15/15 00:00	7439-89-6	
4500H+ pH, Electrometric	Analytical Method: SM 4500-H+B								
pH at 25 Degrees C	**6.0**	Std. Units	0.10	0.10	1		10/06/15 19:00		H6
4500S2D Sulfide, Total	Analytical Method: SM 4500-S-2 D								
Sulfide, Total	ND	mg/L	0.050	0.012	1		10/13/15 07:34	18496-25-8	
300.0 IC Anions 28 Days	Analytical Method: EPA 300.0								
Chloride	**162**	mg/L	20.0	10.0	20		10/11/15 11:55	16887-00-6	
Sulfate	**7.2**	mg/L	1.0	0.24	1		10/11/15 11:38	14808-79-8	
350.1 Ammonia	Analytical Method: EPA 350.1								
Nitrogen, Ammonia	ND	mg/L	0.10	0.046	1		10/14/15 11:02	7664-41-7	
353.2 Nitrogen, NO2/NO3 unpres	Analytical Method: EPA 353.2								
Nitrogen, Nitrate	**0.16**	mg/L	0.10	0.014	1		10/07/15 14:18		
Nitrogen, Nitrite	ND	mg/L	0.10	0.023	1		10/07/15 14:18		
Nitrogen, NO2 plus NO3	**0.16**	mg/L	0.10	0.014	1		10/07/15 14:18		
365.4 Total Phosphorus	Analytical Method: EPA 365.4								
Phosphorus as PO4	ND	mg/L	0.31		1		10/15/15 11:11		
Total Carbon Dioxide Calc	Analytical Method: SM 4500-CO2 D								
Carbon Dioxide Calculation	**262**	mg/L	20.0	20.0	1		10/16/15 00:00		
5310C TOC	Analytical Method: SM 5310C								
Total Organic Carbon	ND	mg/L	1.0	0.46	1		10/13/15 15:44	7440-44-0	

REPORT OF LABORATORY ANALYSIS

This report shall not be reproduced, except in full,
without the written consent of Pace Analytical Services, Inc..

Pace Analytical Services, Inc.
9608 Loiret Blvd.
Lenexa, KS 66219
(913)599-5665

ANALYTICAL RESULTS

Project: Fort Smith, AR
Pace Project No.: 60204425

Sample: MW-67R-201510 **Lab ID: 60204425013** Collected: 10/06/15 14:00 Received: 10/07/15 08:45 Matrix: Water

Parameters	Results	Units	Report Limit	MDL	DF	Prepared	Analyzed	CAS No.	Qual
Alcohol by Direct Inject GCFID	Analytical Method: EPA 8015 - Alcohol								
2-Chloroethanol	ND	ug/L	10000	1980	1		10/12/15 16:38	107-07-3	
6010 MET ICP	Analytical Method: EPA 6010 Preparation Method: EPA 3010								
Iron	**4200**	ug/L	50.0	9.0	1	10/08/15 09:50	10/09/15 18:32	7439-89-6	
Manganese	**1450**	ug/L	5.0	2.4	1	10/08/15 09:50	10/09/15 18:32	7439-96-5	
8260 MSV	Analytical Method: EPA 5030B/8260								
Acetone	ND	ug/L	10.0	1.9	1		10/08/15 23:18	67-64-1	L3
Benzene	ND	ug/L	1.0	0.060	1		10/08/15 23:18	71-43-2	
Bromodichloromethane	ND	ug/L	1.0	0.19	1		10/08/15 23:18	75-27-4	
Bromoform	ND	ug/L	1.0	0.070	1		10/08/15 23:18	75-25-2	
Bromomethane	ND	ug/L	5.0	0.16	1		10/08/15 23:18	74-83-9	
2-Butanone (MEK)	ND	ug/L	10.0	0.59	1		10/08/15 23:18	78-93-3	
Carbon disulfide	**0.70J**	ug/L	5.0	0.12	1		10/08/15 23:18	75-15-0	
Carbon tetrachloride	ND	ug/L	1.0	0.18	1		10/08/15 23:18	56-23-5	
Chlorobenzene	ND	ug/L	1.0	0.21	1		10/08/15 23:18	108-90-7	
Chloroethane	ND	ug/L	1.0	0.15	1		10/08/15 23:18	75-00-3	
Chloroform	**0.96J**	ug/L	1.0	0.14	1		10/08/15 23:18	67-66-3	
Chloromethane	ND	ug/L	1.0	0.080	1		10/08/15 23:18	74-87-3	
Dibromochloromethane	ND	ug/L	1.0	0.21	1		10/08/15 23:18	124-48-1	
1,1-Dichloroethane	ND	ug/L	1.0	0.050	1		10/08/15 23:18	75-34-3	
1,2-Dichloroethane	ND	ug/L	1.0	0.12	1		10/08/15 23:18	107-06-2	
1,1-Dichloroethene	ND	ug/L	1.0	0.20	1		10/08/15 23:18	75-35-4	
cis-1,2-Dichloroethene	ND	ug/L	1.0	0.080	1		10/08/15 23:18	156-59-2	
trans-1,2-Dichloroethene	ND	ug/L	1.0	0.20	1		10/08/15 23:18	156-60-5	
1,2-Dichloropropane	ND	ug/L	1.0	0.16	1		10/08/15 23:18	78-87-5	
cis-1,3-Dichloropropene	ND	ug/L	1.0	0.14	1		10/08/15 23:18	10061-01-5	
trans-1,3-Dichloropropene	ND	ug/L	1.0	0.12	1		10/08/15 23:18	10061-02-6	
Ethylbenzene	ND	ug/L	1.0	0.18	1		10/08/15 23:18	100-41-4	
2-Hexanone	ND	ug/L	10.0	1.2	1		10/08/15 23:18	591-78-6	
Methylene chloride	ND	ug/L	1.0	0.15	1		10/08/15 23:18	75-09-2	
4-Methyl-2-pentanone (MIBK)	ND	ug/L	10.0	0.42	1		10/08/15 23:18	108-10-1	
Styrene	ND	ug/L	1.0	0.12	1		10/08/15 23:18	100-42-5	
1,1,2,2-Tetrachloroethane	ND	ug/L	1.0	0.15	1		10/08/15 23:18	79-34-5	
Tetrachloroethene	ND	ug/L	1.0	0.10	1		10/08/15 23:18	127-18-4	
Toluene	ND	ug/L	1.0	0.17	1		10/08/15 23:18	108-88-3	
1,1,1-Trichloroethane	ND	ug/L	1.0	0.11	1		10/08/15 23:18	71-55-6	
1,1,2-Trichloroethane	ND	ug/L	1.0	0.20	1		10/08/15 23:18	79-00-5	
Trichloroethene	ND	ug/L	1.0	0.17	1		10/08/15 23:18	79-01-6	
Vinyl chloride	ND	ug/L	1.0	0.13	1		10/08/15 23:18	75-01-4	
Xylene (Total)	ND	ug/L	3.0	0.42	1		10/08/15 23:18	1330-20-7	
Surrogates									
4-Bromofluorobenzene (S)	97	%	80-120		1		10/08/15 23:18	460-00-4	
1,2-Dichloroethane-d4 (S)	97	%	80-120		1		10/08/15 23:18	17060-07-0	
Toluene-d8 (S)	98	%	80-120		1		10/08/15 23:18	2037-26-5	
Preservation pH	**1.0**		0.10	0.10	1		10/08/15 23:18		

REPORT OF LABORATORY ANALYSIS

This report shall not be reproduced, except in full,
without the written consent of Pace Analytical Services, Inc..

Pace Analytical Services, Inc.
9608 Loiret Blvd.
Lenexa, KS 66219
(913)599-5665

ANALYTICAL RESULTS

Project: Fort Smith, AR
Pace Project No.: 60204425

Sample: MW-67R-201510 **Lab ID: 60204425013** Collected: 10/06/15 14:00 Received: 10/07/15 08:45 Matrix: Water

Parameters	Results	Units	Report Limit	MDL	DF	Prepared	Analyzed	CAS No.	Qual
2320B Alkalinity	Analytical Method: SM 2320B								
Alkalinity,Bicarbonate (CaCO3)	**285**	mg/L	20.0	2.0	1		10/09/15 14:37		
Alkalinity, Carbonate (CaCO3)	ND	mg/L	20.0	2.0	1		10/09/15 14:37		
Alkalinity, Total as CaCO3	**285**	mg/L	20.0	2.0	1		10/09/15 14:37		
Iron, Ferric (Calculation)	Analytical Method: SM 3500-Fe B#4								
Iron, Ferric	**2.8**	mg/L	0.20		1		10/15/15 00:00	7439-89-6	
4500H+ pH, Electrometric	Analytical Method: SM 4500-H+B								
pH at 25 Degrees C	**6.8**	Std. Units	0.10	0.10	1		10/06/15 19:00		H6
4500S2D Sulfide, Total	Analytical Method: SM 4500-S-2 D								
Sulfide, Total	ND	mg/L	0.050	0.012	1		10/13/15 07:35	18496-25-8	
300.0 IC Anions 28 Days	Analytical Method: EPA 300.0								
Chloride	**109**	mg/L	10.0	5.0	10		10/11/15 12:59	16887-00-6	
Sulfate	**8.7**	mg/L	1.0	0.24	1		10/11/15 12:43	14808-79-8	
350.1 Ammonia	Analytical Method: EPA 350.1								
Nitrogen, Ammonia	ND	mg/L	0.10	0.046	1		10/14/15 11:03	7664-41-7	
353.2 Nitrogen, NO2/NO3 unpres	Analytical Method: EPA 353.2								
Nitrogen, Nitrate	ND	mg/L	0.10	0.014	1		10/07/15 14:19		
Nitrogen, Nitrite	ND	mg/L	0.10	0.023	1		10/07/15 14:19		
Nitrogen, NO2 plus NO3	ND	mg/L	0.10	0.014	1		10/07/15 14:19		
365.4 Total Phosphorus	Analytical Method: EPA 365.4								
Phosphorus as PO4	ND	mg/L	0.31		1		10/15/15 11:25		
Total Carbon Dioxide Calc	Analytical Method: SM 4500-CO2 D								
Carbon Dioxide Calculation	**335**	mg/L	20.0	20.0	1		10/16/15 00:00		
5310C TOC	Analytical Method: SM 5310C								
Total Organic Carbon	**1.6**	mg/L	1.0	0.46	1		10/13/15 15:57	7440-44-0	

REPORT OF LABORATORY ANALYSIS

This report shall not be reproduced, except in full,
without the written consent of Pace Analytical Services, Inc..

Pace Analytical Services, Inc.
9608 Loiret Blvd.
Lenexa, KS 66219
(913)599-5665

ANALYTICAL RESULTS

Project: Fort Smith, AR
Pace Project No.: 60204425

Sample: EB-02-201510 **Lab ID: 60204425014** Collected: 10/06/15 17:25 Received: 10/07/15 08:45 Matrix: Water

Parameters	Results	Units	Report Limit	MDL	DF	Prepared	Analyzed	CAS No.	Qual
8260 MSV	Analytical Method: EPA 5030B/8260								
Acetone	**2.1J**	ug/L	10.0	1.9	1		10/08/15 22:06	67-64-1	L1
Benzene	ND	ug/L	1.0	0.060	1		10/08/15 22:06	71-43-2	
Bromodichloromethane	ND	ug/L	1.0	0.19	1		10/08/15 22:06	75-27-4	
Bromoform	ND	ug/L	1.0	0.070	1		10/08/15 22:06	75-25-2	
Bromomethane	ND	ug/L	5.0	0.16	1		10/08/15 22:06	74-83-9	
2-Butanone (MEK)	ND	ug/L	10.0	0.59	1		10/08/15 22:06	78-93-3	
Carbon disulfide	**0.40J**	ug/L	5.0	0.12	1		10/08/15 22:06	75-15-0	
Carbon tetrachloride	ND	ug/L	1.0	0.18	1		10/08/15 22:06	56-23-5	
Chlorobenzene	ND	ug/L	1.0	0.21	1		10/08/15 22:06	108-90-7	
Chloroethane	ND	ug/L	1.0	0.15	1		10/08/15 22:06	75-00-3	
Chloroform	ND	ug/L	1.0	0.14	1		10/08/15 22:06	67-66-3	
Chloromethane	ND	ug/L	1.0	0.080	1		10/08/15 22:06	74-87-3	
Dibromochloromethane	ND	ug/L	1.0	0.21	1		10/08/15 22:06	124-48-1	
1,1-Dichloroethane	ND	ug/L	1.0	0.050	1		10/08/15 22:06	75-34-3	
1,2-Dichloroethane	ND	ug/L	1.0	0.12	1		10/08/15 22:06	107-06-2	
1,1-Dichloroethene	ND	ug/L	1.0	0.20	1		10/08/15 22:06	75-35-4	
cis-1,2-Dichloroethene	ND	ug/L	1.0	0.080	1		10/08/15 22:06	156-59-2	
trans-1,2-Dichloroethene	ND	ug/L	1.0	0.20	1		10/08/15 22:06	156-60-5	
1,2-Dichloropropane	ND	ug/L	1.0	0.16	1		10/08/15 22:06	78-87-5	
cis-1,3-Dichloropropene	ND	ug/L	1.0	0.14	1		10/08/15 22:06	10061-01-5	
trans-1,3-Dichloropropene	ND	ug/L	1.0	0.12	1		10/08/15 22:06	10061-02-6	
Ethylbenzene	ND	ug/L	1.0	0.18	1		10/08/15 22:06	100-41-4	
2-Hexanone	ND	ug/L	10.0	1.2	1		10/08/15 22:06	591-78-6	
Methylene chloride	ND	ug/L	1.0	0.15	1		10/08/15 22:06	75-09-2	
4-Methyl-2-pentanone (MIBK)	ND	ug/L	10.0	0.42	1		10/08/15 22:06	108-10-1	
Styrene	ND	ug/L	1.0	0.12	1		10/08/15 22:06	100-42-5	
1,1,2,2-Tetrachloroethane	ND	ug/L	1.0	0.15	1		10/08/15 22:06	79-34-5	
Tetrachloroethene	ND	ug/L	1.0	0.10	1		10/08/15 22:06	127-18-4	
Toluene	ND	ug/L	1.0	0.17	1		10/08/15 22:06	108-88-3	
1,1,1-Trichloroethane	ND	ug/L	1.0	0.11	1		10/08/15 22:06	71-55-6	
1,1,2-Trichloroethane	ND	ug/L	1.0	0.20	1		10/08/15 22:06	79-00-5	
Trichloroethene	ND	ug/L	1.0	0.17	1		10/08/15 22:06	79-01-6	
Vinyl chloride	ND	ug/L	1.0	0.13	1		10/08/15 22:06	75-01-4	
Xylene (Total)	ND	ug/L	3.0	0.42	1		10/08/15 22:06	1330-20-7	
Surrogates									
4-Bromofluorobenzene (S)	97	%	80-120		1		10/08/15 22:06	460-00-4	
1,2-Dichloroethane-d4 (S)	96	%	80-120		1		10/08/15 22:06	17060-07-0	
Toluene-d8 (S)	98	%	80-120		1		10/08/15 22:06	2037-26-5	
Preservation pH	**1.0**		0.10	0.10	1		10/08/15 22:06		

REPORT OF LABORATORY ANALYSIS

This report shall not be reproduced, except in full,
without the written consent of Pace Analytical Services, Inc..

Pace Analytical Services, Inc.
9608 Loiret Blvd.
Lenexa, KS 66219
(913)599-5665

ANALYTICAL RESULTS

Project: Fort Smith, AR
Pace Project No.: 60204425

Sample: TB-07-201510 **Lab ID: 60204425015** Collected: 10/06/15 08:00 Received: 10/07/15 08:45 Matrix: Water

Parameters	Results	Units	Report Limit	MDL	DF	Prepared	Analyzed	CAS No.	Qual
8260 MSV	Analytical Method: EPA 5030B/8260								
Acetone	ND	ug/L	10.0	1.9	1		10/08/15 21:37	67-64-1	L3
Benzene	ND	ug/L	1.0	0.060	1		10/08/15 21:37	71-43-2	
Bromodichloromethane	ND	ug/L	1.0	0.19	1		10/08/15 21:37	75-27-4	
Bromoform	ND	ug/L	1.0	0.070	1		10/08/15 21:37	75-25-2	
Bromomethane	ND	ug/L	5.0	0.16	1		10/08/15 21:37	74-83-9	
2-Butanone (MEK)	ND	ug/L	10.0	0.59	1		10/08/15 21:37	78-93-3	
Carbon disulfide	ND	ug/L	5.0	0.12	1		10/08/15 21:37	75-15-0	
Carbon tetrachloride	ND	ug/L	1.0	0.18	1		10/08/15 21:37	56-23-5	
Chlorobenzene	ND	ug/L	1.0	0.21	1		10/08/15 21:37	108-90-7	
Chloroethane	ND	ug/L	1.0	0.15	1		10/08/15 21:37	75-00-3	
Chloroform	**0.26J**	ug/L	1.0	0.14	1		10/08/15 21:37	67-66-3	
Chloromethane	ND	ug/L	1.0	0.080	1		10/08/15 21:37	74-87-3	
Dibromochloromethane	ND	ug/L	1.0	0.21	1		10/08/15 21:37	124-48-1	
1,1-Dichloroethane	ND	ug/L	1.0	0.050	1		10/08/15 21:37	75-34-3	
1,2-Dichloroethane	ND	ug/L	1.0	0.12	1		10/08/15 21:37	107-06-2	
1,1-Dichloroethene	ND	ug/L	1.0	0.20	1		10/08/15 21:37	75-35-4	
cis-1,2-Dichloroethene	ND	ug/L	1.0	0.080	1		10/08/15 21:37	156-59-2	
trans-1,2-Dichloroethene	ND	ug/L	1.0	0.20	1		10/08/15 21:37	156-60-5	
1,2-Dichloropropane	ND	ug/L	1.0	0.16	1		10/08/15 21:37	78-87-5	
cis-1,3-Dichloropropene	ND	ug/L	1.0	0.14	1		10/08/15 21:37	10061-01-5	
trans-1,3-Dichloropropene	ND	ug/L	1.0	0.12	1		10/08/15 21:37	10061-02-6	
Ethylbenzene	ND	ug/L	1.0	0.18	1		10/08/15 21:37	100-41-4	
2-Hexanone	ND	ug/L	10.0	1.2	1		10/08/15 21:37	591-78-6	
Methylene chloride	ND	ug/L	1.0	0.15	1		10/08/15 21:37	75-09-2	
4-Methyl-2-pentanone (MIBK)	ND	ug/L	10.0	0.42	1		10/08/15 21:37	108-10-1	
Styrene	ND	ug/L	1.0	0.12	1		10/08/15 21:37	100-42-5	
1,1,2,2-Tetrachloroethane	ND	ug/L	1.0	0.15	1		10/08/15 21:37	79-34-5	
Tetrachloroethene	ND	ug/L	1.0	0.10	1		10/08/15 21:37	127-18-4	
Toluene	ND	ug/L	1.0	0.17	1		10/08/15 21:37	108-88-3	
1,1,1-Trichloroethane	ND	ug/L	1.0	0.11	1		10/08/15 21:37	71-55-6	
1,1,2-Trichloroethane	ND	ug/L	1.0	0.20	1		10/08/15 21:37	79-00-5	
Trichloroethene	ND	ug/L	1.0	0.17	1		10/08/15 21:37	79-01-6	
Vinyl chloride	ND	ug/L	1.0	0.13	1		10/08/15 21:37	75-01-4	
Xylene (Total)	ND	ug/L	3.0	0.42	1		10/08/15 21:37	1330-20-7	
Surrogates									
4-Bromofluorobenzene (S)	97	%	80-120		1		10/08/15 21:37	460-00-4	
1,2-Dichloroethane-d4 (S)	96	%	80-120		1		10/08/15 21:37	17060-07-0	
Toluene-d8 (S)	96	%	80-120		1		10/08/15 21:37	2037-26-5	
Preservation pH	**1.0**		0.10	0.10	1		10/08/15 21:37		

REPORT OF LABORATORY ANALYSIS

This report shall not be reproduced, except in full,
without the written consent of Pace Analytical Services, Inc..

Pace Analytical Services, Inc.
9608 Loiret Blvd.
Lenexa, KS 66219
(913)599-5665

ANALYTICAL RESULTS

Project: Fort Smith, AR
Pace Project No.: 60204425

Sample: ITMW-2-201510 **Lab ID: 60204425016** Collected: 10/06/15 17:15 Received: 10/07/15 08:45 Matrix: Water

Parameters	Results	Units	Report Limit	MDL	DF	Prepared	Analyzed	CAS No.	Qual
Alcohol by Direct Inject GCFID	Analytical Method: EPA 8015 - Alcohol								
2-Chloroethanol	ND	ug/L	10000	1980	1		10/12/15 16:49	107-07-3	
6010 MET ICP	Analytical Method: EPA 6010 Preparation Method: EPA 3010								
Iron	**622**	ug/L	50.0	9.0	1	10/08/15 09:50	10/09/15 18:34	7439-89-6	
Manganese	**48.2**	ug/L	5.0	2.4	1	10/08/15 09:50	10/09/15 18:34	7439-96-5	
8260 MSV	Analytical Method: EPA 5030B/8260								
Acetone	ND	ug/L	10.0	1.9	1		10/09/15 00:16	67-64-1	L3
Benzene	ND	ug/L	1.0	0.060	1		10/09/15 00:16	71-43-2	
Bromodichloromethane	ND	ug/L	1.0	0.19	1		10/09/15 00:16	75-27-4	
Bromoform	ND	ug/L	1.0	0.070	1		10/09/15 00:16	75-25-2	
Bromomethane	ND	ug/L	5.0	0.16	1		10/09/15 00:16	74-83-9	
2-Butanone (MEK)	ND	ug/L	10.0	0.59	1		10/09/15 00:16	78-93-3	
Carbon disulfide	ND	ug/L	5.0	0.12	1		10/09/15 00:16	75-15-0	
Carbon tetrachloride	ND	ug/L	1.0	0.18	1		10/09/15 00:16	56-23-5	
Chlorobenzene	ND	ug/L	1.0	0.21	1		10/09/15 00:16	108-90-7	
Chloroethane	ND	ug/L	1.0	0.15	1		10/09/15 00:16	75-00-3	
Chloroform	ND	ug/L	1.0	0.14	1		10/09/15 00:16	67-66-3	
Chloromethane	ND	ug/L	1.0	0.080	1		10/09/15 00:16	74-87-3	
Dibromochloromethane	ND	ug/L	1.0	0.21	1		10/09/15 00:16	124-48-1	
1,1-Dichloroethane	ND	ug/L	1.0	0.050	1		10/09/15 00:16	75-34-3	
1,2-Dichloroethane	ND	ug/L	1.0	0.12	1		10/09/15 00:16	107-06-2	
1,1-Dichloroethene	ND	ug/L	1.0	0.20	1		10/09/15 00:16	75-35-4	
cis-1,2-Dichloroethene	**0.21J**	ug/L	1.0	0.080	1		10/09/15 00:16	156-59-2	
trans-1,2-Dichloroethene	ND	ug/L	1.0	0.20	1		10/09/15 00:16	156-60-5	
1,2-Dichloropropane	ND	ug/L	1.0	0.16	1		10/09/15 00:16	78-87-5	
cis-1,3-Dichloropropene	ND	ug/L	1.0	0.14	1		10/09/15 00:16	10061-01-5	
trans-1,3-Dichloropropene	ND	ug/L	1.0	0.12	1		10/09/15 00:16	10061-02-6	
Ethylbenzene	ND	ug/L	1.0	0.18	1		10/09/15 00:16	100-41-4	
2-Hexanone	ND	ug/L	10.0	1.2	1		10/09/15 00:16	591-78-6	
Methylene chloride	ND	ug/L	1.0	0.15	1		10/09/15 00:16	75-09-2	
4-Methyl-2-pentanone (MIBK)	ND	ug/L	10.0	0.42	1		10/09/15 00:16	108-10-1	
Styrene	ND	ug/L	1.0	0.12	1		10/09/15 00:16	100-42-5	
1,1,2,2-Tetrachloroethane	ND	ug/L	1.0	0.15	1		10/09/15 00:16	79-34-5	
Tetrachloroethene	ND	ug/L	1.0	0.10	1		10/09/15 00:16	127-18-4	
Toluene	ND	ug/L	1.0	0.17	1		10/09/15 00:16	108-88-3	
1,1,1-Trichloroethane	ND	ug/L	1.0	0.11	1		10/09/15 00:16	71-55-6	
1,1,2-Trichloroethane	ND	ug/L	1.0	0.20	1		10/09/15 00:16	79-00-5	
Trichloroethene	**0.22J**	ug/L	1.0	0.17	1		10/09/15 00:16	79-01-6	
Vinyl chloride	ND	ug/L	1.0	0.13	1		10/09/15 00:16	75-01-4	
Xylene (Total)	ND	ug/L	3.0	0.42	1		10/09/15 00:16	1330-20-7	
Surrogates									
4-Bromofluorobenzene (S)	97	%	80-120		1		10/09/15 00:16	460-00-4	
1,2-Dichloroethane-d4 (S)	100	%	80-120		1		10/09/15 00:16	17060-07-0	
Toluene-d8 (S)	99	%	80-120		1		10/09/15 00:16	2037-26-5	
Preservation pH	**1.0**		0.10	0.10	1		10/09/15 00:16		

REPORT OF LABORATORY ANALYSIS

This report shall not be reproduced, except in full,
without the written consent of Pace Analytical Services, Inc..

Pace Analytical Services, Inc.
9608 Loiret Blvd.
Lenexa, KS 66219
(913)599-5665

ANALYTICAL RESULTS

Project: Fort Smith, AR
Pace Project No.: 60204425

Sample: ITMW-2-201510 **Lab ID: 60204425016** Collected: 10/06/15 17:15 Received: 10/07/15 08:45 Matrix: Water

Parameters	Results	Units	Report Limit	MDL	DF	Prepared	Analyzed	CAS No.	Qual
2320B Alkalinity	Analytical Method: SM 2320B								
Alkalinity,Bicarbonate (CaCO3)	**61.4**	mg/L	20.0	2.0	1		10/09/15 14:49		
Alkalinity, Carbonate (CaCO3)	ND	mg/L	20.0	2.0	1		10/09/15 14:49		
Alkalinity, Total as CaCO3	**61.4**	mg/L	20.0	2.0	1		10/09/15 14:49		
Iron, Ferric (Calculation)	Analytical Method: SM 3500-Fe B#4								
Iron, Ferric	**0.62**	mg/L	0.20		1		10/15/15 00:00	7439-89-6	
4500H+ pH, Electrometric	Analytical Method: SM 4500-H+B								
pH at 25 Degrees C	**6.0**	Std. Units	0.10	0.10	1		10/06/15 18:00		H6
4500S2D Sulfide, Total	Analytical Method: SM 4500-S-2 D								
Sulfide, Total	ND	mg/L	0.050	0.012	1		10/13/15 07:35	18496-25-8	
300.0 IC Anions 28 Days	Analytical Method: EPA 300.0								
Chloride	**124**	mg/L	10.0	5.0	10		10/11/15 13:32	16887-00-6	
Sulfate	**18.9**	mg/L	1.0	0.24	1		10/11/15 13:16	14808-79-8	
350.1 Ammonia	Analytical Method: EPA 350.1								
Nitrogen, Ammonia	ND	mg/L	0.10	0.046	1		10/14/15 11:06	7664-41-7	
353.2 Nitrogen, NO2/NO3 unpres	Analytical Method: EPA 353.2								
Nitrogen, Nitrate	**0.82**	mg/L	0.10	0.014	1		10/07/15 14:20		
Nitrogen, Nitrite	ND	mg/L	0.10	0.023	1		10/07/15 14:20		
Nitrogen, NO2 plus NO3	**0.82**	mg/L	0.10	0.014	1		10/07/15 14:20		
365.4 Total Phosphorus	Analytical Method: EPA 365.4								
Phosphorus as PO4	ND	mg/L	0.31		1		10/15/15 11:27		
Total Carbon Dioxide Calc	Analytical Method: SM 4500-CO2 D								
Carbon Dioxide Calculation	**192**	mg/L	20.0	20.0	1		10/16/15 00:00		
5310C TOC	Analytical Method: SM 5310C								
Total Organic Carbon	ND	mg/L	1.0	0.46	1		10/13/15 16:10	7440-44-0	

REPORT OF LABORATORY ANALYSIS

This report shall not be reproduced, except in full,
without the written consent of Pace Analytical Services, Inc..

Pace Analytical Services, Inc.
9608 Loiret Blvd.
Lenexa, KS 66219
(913)599-5665

ANALYTICAL RESULTS

Project: Fort Smith, AR
Pace Project No.: 60204425

Sample: MW-41R-201510 **Lab ID: 60204425017** Collected: 10/06/15 14:00 Received: 10/07/15 08:45 Matrix: Water

Parameters	Results	Units	Report Limit	MDL	DF	Prepared	Analyzed	CAS No.	Qual
Alcohol by Direct Inject GCFID	Analytical Method: EPA 8015 - Alcohol								
2-Chloroethanol	ND	ug/L	10000	1980	1		10/12/15 17:00	107-07-3	
6010 MET ICP	Analytical Method: EPA 6010 Preparation Method: EPA 3010								
Iron	**13200**	ug/L	50.0	9.0	1	10/08/15 09:50	10/09/15 18:36	7439-89-6	
Manganese	**15100**	ug/L	5.0	2.4	1	10/08/15 09:50	10/09/15 18:36	7439-96-5	
8260 MSV	Analytical Method: EPA 5030B/8260								
Acetone	ND	ug/L	10.0	1.9	1		10/08/15 23:32	67-64-1	L3
Benzene	ND	ug/L	1.0	0.060	1		10/08/15 23:32	71-43-2	
Bromodichloromethane	ND	ug/L	1.0	0.19	1		10/08/15 23:32	75-27-4	
Bromoform	ND	ug/L	1.0	0.070	1		10/08/15 23:32	75-25-2	
Bromomethane	ND	ug/L	5.0	0.16	1		10/08/15 23:32	74-83-9	
2-Butanone (MEK)	ND	ug/L	10.0	0.59	1		10/08/15 23:32	78-93-3	
Carbon disulfide	ND	ug/L	5.0	0.12	1		10/08/15 23:32	75-15-0	
Carbon tetrachloride	ND	ug/L	1.0	0.18	1		10/08/15 23:32	56-23-5	
Chlorobenzene	ND	ug/L	1.0	0.21	1		10/08/15 23:32	108-90-7	
Chloroethane	ND	ug/L	1.0	0.15	1		10/08/15 23:32	75-00-3	
Chloroform	**0.28J**	ug/L	1.0	0.14	1		10/08/15 23:32	67-66-3	
Chloromethane	**0.54J**	ug/L	1.0	0.080	1		10/08/15 23:32	74-87-3	B
Dibromochloromethane	ND	ug/L	1.0	0.21	1		10/08/15 23:32	124-48-1	
1,1-Dichloroethane	ND	ug/L	1.0	0.050	1		10/08/15 23:32	75-34-3	
1,2-Dichloroethane	ND	ug/L	1.0	0.12	1		10/08/15 23:32	107-06-2	
1,1-Dichloroethene	**0.46J**	ug/L	1.0	0.20	1		10/08/15 23:32	75-35-4	
cis-1,2-Dichloroethene	**36.7**	ug/L	1.0	0.080	1		10/08/15 23:32	156-59-2	
trans-1,2-Dichloroethene	ND	ug/L	1.0	0.20	1		10/08/15 23:32	156-60-5	
1,2-Dichloropropane	ND	ug/L	1.0	0.16	1		10/08/15 23:32	78-87-5	
cis-1,3-Dichloropropene	ND	ug/L	1.0	0.14	1		10/08/15 23:32	10061-01-5	
trans-1,3-Dichloropropene	ND	ug/L	1.0	0.12	1		10/08/15 23:32	10061-02-6	
Ethylbenzene	ND	ug/L	1.0	0.18	1		10/08/15 23:32	100-41-4	
2-Hexanone	ND	ug/L	10.0	1.2	1		10/08/15 23:32	591-78-6	
Methylene chloride	ND	ug/L	1.0	0.15	1		10/08/15 23:32	75-09-2	
4-Methyl-2-pentanone (MIBK)	ND	ug/L	10.0	0.42	1		10/08/15 23:32	108-10-1	
Styrene	ND	ug/L	1.0	0.12	1		10/08/15 23:32	100-42-5	
1,1,2,2-Tetrachloroethane	ND	ug/L	1.0	0.15	1		10/08/15 23:32	79-34-5	
Tetrachloroethene	ND	ug/L	1.0	0.10	1		10/08/15 23:32	127-18-4	
Toluene	ND	ug/L	1.0	0.17	1		10/08/15 23:32	108-88-3	
1,1,1-Trichloroethane	ND	ug/L	1.0	0.11	1		10/08/15 23:32	71-55-6	
1,1,2-Trichloroethane	ND	ug/L	1.0	0.20	1		10/08/15 23:32	79-00-5	
Trichloroethene	**48.7**	ug/L	1.0	0.17	1		10/08/15 23:32	79-01-6	
Vinyl chloride	**0.39J**	ug/L	1.0	0.13	1		10/08/15 23:32	75-01-4	
Xylene (Total)	ND	ug/L	3.0	0.42	1		10/08/15 23:32	1330-20-7	
Surrogates									
4-Bromofluorobenzene (S)	98	%	80-120		1		10/08/15 23:32	460-00-4	
1,2-Dichloroethane-d4 (S)	99	%	80-120		1		10/08/15 23:32	17060-07-0	
Toluene-d8 (S)	98	%	80-120		1		10/08/15 23:32	2037-26-5	
Preservation pH	**1.0**		0.10	0.10	1		10/08/15 23:32		

REPORT OF LABORATORY ANALYSIS

This report shall not be reproduced, except in full,
without the written consent of Pace Analytical Services, Inc..

Pace Analytical Services, Inc.
9608 Loiret Blvd.
Lenexa, KS 66219
(913)599-5665

ANALYTICAL RESULTS

Project: Fort Smith, AR
Pace Project No.: 60204425

Sample: MW-41R-201510 **Lab ID: 60204425017** Collected: 10/06/15 14:00 Received: 10/07/15 08:45 Matrix: Water

Parameters	Results	Units	Report Limit	MDL	DF	Prepared	Analyzed	CAS No.	Qual
2320B Alkalinity	Analytical Method: SM 2320B								
Alkalinity,Bicarbonate (CaCO3)	**112**	mg/L	20.0	2.0	1		10/09/15 14:52		
Alkalinity, Carbonate (CaCO3)	ND	mg/L	20.0	2.0	1		10/09/15 14:52		
Alkalinity, Total as CaCO3	**112**	mg/L	20.0	2.0	1		10/09/15 14:52		
Iron, Ferric (Calculation)	Analytical Method: SM 3500-Fe B#4								
Iron, Ferric	**9.8**	mg/L	0.20		1		10/15/15 00:00	7439-89-6	
4500H+ pH, Electrometric	Analytical Method: SM 4500-H+B								
pH at 25 Degrees C	**6.2**	Std. Units	0.10	0.10	1		10/06/15 19:00		H6
4500S2D Sulfide, Total	Analytical Method: SM 4500-S-2 D								
Sulfide, Total	ND	mg/L	0.050	0.012	1		10/13/15 07:35	18496-25-8	
300.0 IC Anions 28 Days	Analytical Method: EPA 300.0								
Chloride	**301**	mg/L	20.0	10.0	20		10/11/15 14:37	16887-00-6	
Sulfate	**0.79J**	mg/L	1.0	0.24	1		10/11/15 14:20	14808-79-8	
350.1 Ammonia	Analytical Method: EPA 350.1								
Nitrogen, Ammonia	ND	mg/L	0.10	0.046	1		10/14/15 11:07	7664-41-7	
353.2 Nitrogen, NO2/NO3 unpres	Analytical Method: EPA 353.2								
Nitrogen, Nitrate	**0.038J**	mg/L	0.10	0.014	1		10/07/15 14:21		
Nitrogen, Nitrite	ND	mg/L	0.10	0.023	1		10/07/15 14:21		
Nitrogen, NO2 plus NO3	**0.038J**	mg/L	0.10	0.014	1		10/07/15 14:21		
365.4 Total Phosphorus	Analytical Method: EPA 365.4								
Phosphorus as PO4	ND	mg/L	0.31		1		10/15/15 11:28		
Total Carbon Dioxide Calc	Analytical Method: SM 4500-CO2 D								
Carbon Dioxide Calculation	**249**	mg/L	20.0	20.0	1		10/16/15 00:00		
5310C TOC	Analytical Method: SM 5310C								
Total Organic Carbon	ND	mg/L	1.0	0.46	1		10/13/15 16:23	7440-44-0	

REPORT OF LABORATORY ANALYSIS

This report shall not be reproduced, except in full,
without the written consent of Pace Analytical Services, Inc..

Pace Analytical Services, Inc.
9608 Loiret Blvd.
Lenexa, KS 66219
(913)599-5665

ANALYTICAL RESULTS

Project: Fort Smith, AR
Pace Project No.: 60204425

Sample: DUP-07-201510 **Lab ID: 60204425018** Collected: 10/06/15 14:00 Received: 10/07/15 08:45 Matrix: Water

Parameters	Results	Units	Report Limit	MDL	DF	Prepared	Analyzed	CAS No.	Qual
8260 MSV	Analytical Method: EPA 5030B/8260								
Acetone	ND	ug/L	10.0	1.9	1		10/09/15 00:30	67-64-1	L3
Benzene	ND	ug/L	1.0	0.060	1		10/09/15 00:30	71-43-2	
Bromodichloromethane	ND	ug/L	1.0	0.19	1		10/09/15 00:30	75-27-4	
Bromoform	ND	ug/L	1.0	0.070	1		10/09/15 00:30	75-25-2	
Bromomethane	ND	ug/L	5.0	0.16	1		10/09/15 00:30	74-83-9	
2-Butanone (MEK)	ND	ug/L	10.0	0.59	1		10/09/15 00:30	78-93-3	
Carbon disulfide	ND	ug/L	5.0	0.12	1		10/09/15 00:30	75-15-0	
Carbon tetrachloride	ND	ug/L	1.0	0.18	1		10/09/15 00:30	56-23-5	
Chlorobenzene	ND	ug/L	1.0	0.21	1		10/09/15 00:30	108-90-7	
Chloroethane	ND	ug/L	1.0	0.15	1		10/09/15 00:30	75-00-3	
Chloroform	**0.28J**	ug/L	1.0	0.14	1		10/09/15 00:30	67-66-3	
Chloromethane	**0.37J**	ug/L	1.0	0.080	1		10/09/15 00:30	74-87-3	B
Dibromochloromethane	ND	ug/L	1.0	0.21	1		10/09/15 00:30	124-48-1	
1,1-Dichloroethane	ND	ug/L	1.0	0.050	1		10/09/15 00:30	75-34-3	
1,2-Dichloroethane	ND	ug/L	1.0	0.12	1		10/09/15 00:30	107-06-2	
1,1-Dichloroethene	**0.41J**	ug/L	1.0	0.20	1		10/09/15 00:30	75-35-4	
cis-1,2-Dichloroethene	**35.2**	ug/L	1.0	0.080	1		10/09/15 00:30	156-59-2	
trans-1,2-Dichloroethene	ND	ug/L	1.0	0.20	1		10/09/15 00:30	156-60-5	
1,2-Dichloropropane	ND	ug/L	1.0	0.16	1		10/09/15 00:30	78-87-5	
cis-1,3-Dichloropropene	ND	ug/L	1.0	0.14	1		10/09/15 00:30	10061-01-5	
trans-1,3-Dichloropropene	ND	ug/L	1.0	0.12	1		10/09/15 00:30	10061-02-6	
Ethylbenzene	ND	ug/L	1.0	0.18	1		10/09/15 00:30	100-41-4	
2-Hexanone	ND	ug/L	10.0	1.2	1		10/09/15 00:30	591-78-6	
Methylene chloride	ND	ug/L	1.0	0.15	1		10/09/15 00:30	75-09-2	
4-Methyl-2-pentanone (MIBK)	ND	ug/L	10.0	0.42	1		10/09/15 00:30	108-10-1	
Styrene	ND	ug/L	1.0	0.12	1		10/09/15 00:30	100-42-5	
1,1,2,2-Tetrachloroethane	ND	ug/L	1.0	0.15	1		10/09/15 00:30	79-34-5	
Tetrachloroethene	ND	ug/L	1.0	0.10	1		10/09/15 00:30	127-18-4	
Toluene	ND	ug/L	1.0	0.17	1		10/09/15 00:30	108-88-3	
1,1,1-Trichloroethane	ND	ug/L	1.0	0.11	1		10/09/15 00:30	71-55-6	
1,1,2-Trichloroethane	ND	ug/L	1.0	0.20	1		10/09/15 00:30	79-00-5	
Trichloroethene	**46.4**	ug/L	1.0	0.17	1		10/09/15 00:30	79-01-6	
Vinyl chloride	**0.33J**	ug/L	1.0	0.13	1		10/09/15 00:30	75-01-4	
Xylene (Total)	ND	ug/L	3.0	0.42	1		10/09/15 00:30	1330-20-7	
Surrogates									
4-Bromofluorobenzene (S)	98	%	80-120		1		10/09/15 00:30	460-00-4	
1,2-Dichloroethane-d4 (S)	98	%	80-120		1		10/09/15 00:30	17060-07-0	
Toluene-d8 (S)	99	%	80-120		1		10/09/15 00:30	2037-26-5	
Preservation pH	**1.0**		0.10	0.10	1		10/09/15 00:30		

REPORT OF LABORATORY ANALYSIS

This report shall not be reproduced, except in full,
without the written consent of Pace Analytical Services, Inc..

Pace Analytical Services, Inc.
9608 Loiret Blvd.
Lenexa, KS 66219
(913)599-5665

ANALYTICAL RESULTS

Project: Fort Smith, AR
Pace Project No.: 60204425

Sample: IW-73-201510 **Lab ID: 60204425019** Collected: 10/06/15 16:00 Received: 10/07/15 08:45 Matrix: Water

Parameters	Results	Units	Report Limit	MDL	DF	Prepared	Analyzed	CAS No.	Qual
Alcohol by Direct Inject GCFID	Analytical Method: EPA 8015 - Alcohol								
2-Chloroethanol	ND	ug/L	10000	1980	1		10/12/15 19:03	107-07-3	
6010 MET ICP	Analytical Method: EPA 6010 Preparation Method: EPA 3010								
Iron	**2180**	ug/L	50.0	9.0	1	10/08/15 09:50	10/09/15 18:38	7439-89-6	
Manganese	**2970**	ug/L	5.0	2.4	1	10/08/15 09:50	10/09/15 18:38	7439-96-5	
8260 MSV	Analytical Method: EPA 5030B/8260								
Acetone	ND	ug/L	10.0	1.9	1		10/09/15 00:45	67-64-1	L3
Benzene	**0.15J**	ug/L	1.0	0.060	1		10/09/15 00:45	71-43-2	
Bromodichloromethane	ND	ug/L	1.0	0.19	1		10/09/15 00:45	75-27-4	
Bromoform	ND	ug/L	1.0	0.070	1		10/09/15 00:45	75-25-2	
Bromomethane	ND	ug/L	5.0	0.16	1		10/09/15 00:45	74-83-9	
2-Butanone (MEK)	ND	ug/L	10.0	0.59	1		10/09/15 00:45	78-93-3	
Carbon disulfide	ND	ug/L	5.0	0.12	1		10/09/15 00:45	75-15-0	
Carbon tetrachloride	ND	ug/L	1.0	0.18	1		10/09/15 00:45	56-23-5	
Chlorobenzene	ND	ug/L	1.0	0.21	1		10/09/15 00:45	108-90-7	
Chloroethane	ND	ug/L	1.0	0.15	1		10/09/15 00:45	75-00-3	
Chloroform	ND	ug/L	1.0	0.14	1		10/09/15 00:45	67-66-3	
Chloromethane	**0.18J**	ug/L	1.0	0.080	1		10/09/15 00:45	74-87-3	B
Dibromochloromethane	ND	ug/L	1.0	0.21	1		10/09/15 00:45	124-48-1	
1,1-Dichloroethane	ND	ug/L	1.0	0.050	1		10/09/15 00:45	75-34-3	
1,2-Dichloroethane	ND	ug/L	1.0	0.12	1		10/09/15 00:45	107-06-2	
1,1-Dichloroethene	**2.3**	ug/L	1.0	0.20	1		10/09/15 00:45	75-35-4	
cis-1,2-Dichloroethene	**7.8**	ug/L	1.0	0.080	1		10/09/15 00:45	156-59-2	
trans-1,2-Dichloroethene	**0.26J**	ug/L	1.0	0.20	1		10/09/15 00:45	156-60-5	
1,2-Dichloropropane	ND	ug/L	1.0	0.16	1		10/09/15 00:45	78-87-5	
cis-1,3-Dichloropropene	ND	ug/L	1.0	0.14	1		10/09/15 00:45	10061-01-5	
trans-1,3-Dichloropropene	ND	ug/L	1.0	0.12	1		10/09/15 00:45	10061-02-6	
Ethylbenzene	ND	ug/L	1.0	0.18	1		10/09/15 00:45	100-41-4	
2-Hexanone	ND	ug/L	10.0	1.2	1		10/09/15 00:45	591-78-6	
Methylene chloride	ND	ug/L	1.0	0.15	1		10/09/15 00:45	75-09-2	
4-Methyl-2-pentanone (MIBK)	ND	ug/L	10.0	0.42	1		10/09/15 00:45	108-10-1	
Styrene	ND	ug/L	1.0	0.12	1		10/09/15 00:45	100-42-5	
1,1,2,2-Tetrachloroethane	ND	ug/L	1.0	0.15	1		10/09/15 00:45	79-34-5	
Tetrachloroethene	ND	ug/L	1.0	0.10	1		10/09/15 00:45	127-18-4	
Toluene	ND	ug/L	1.0	0.17	1		10/09/15 00:45	108-88-3	
1,1,1-Trichloroethane	ND	ug/L	1.0	0.11	1		10/09/15 00:45	71-55-6	
1,1,2-Trichloroethane	ND	ug/L	1.0	0.20	1		10/09/15 00:45	79-00-5	
Trichloroethene	**154**	ug/L	1.0	0.17	1		10/09/15 00:45	79-01-6	
Vinyl chloride	**0.59J**	ug/L	1.0	0.13	1		10/09/15 00:45	75-01-4	
Xylene (Total)	ND	ug/L	3.0	0.42	1		10/09/15 00:45	1330-20-7	
Surrogates									
4-Bromofluorobenzene (S)	99	%	80-120		1		10/09/15 00:45	460-00-4	
1,2-Dichloroethane-d4 (S)	99	%	80-120		1		10/09/15 00:45	17060-07-0	
Toluene-d8 (S)	102	%	80-120		1		10/09/15 00:45	2037-26-5	
Preservation pH	**1.0**		0.10	0.10	1		10/09/15 00:45		

REPORT OF LABORATORY ANALYSIS

This report shall not be reproduced, except in full,
without the written consent of Pace Analytical Services, Inc..

Pace Analytical Services, Inc.
9608 Loiret Blvd.
Lenexa, KS 66219
(913)599-5665

ANALYTICAL RESULTS

Project: Fort Smith, AR
Pace Project No.: 60204425

Sample: IW-73-201510 **Lab ID: 60204425019** Collected: 10/06/15 16:00 Received: 10/07/15 08:45 Matrix: Water

Parameters	Results	Units	Report Limit	MDL	DF	Prepared	Analyzed	CAS No.	Qual
2320B Alkalinity	Analytical Method: SM 2320B								
Alkalinity,Bicarbonate (CaCO3)	**67.7**	mg/L	20.0	2.0	1		10/09/15 14:59		
Alkalinity, Carbonate (CaCO3)	ND	mg/L	20.0	2.0	1		10/09/15 14:59		
Alkalinity, Total as CaCO3	**67.7**	mg/L	20.0	2.0	1		10/09/15 14:59		
Iron, Ferric (Calculation)	Analytical Method: SM 3500-Fe B#4								
Iron, Ferric	**0.31**	mg/L	0.20		1		10/15/15 00:00	7439-89-6	
4500H+ pH, Electrometric	Analytical Method: SM 4500-H+B								
pH at 25 Degrees C	**5.8**	Std. Units	0.10	0.10	1		10/06/15 19:00		H6
4500S2D Sulfide, Total	Analytical Method: SM 4500-S-2 D								
Sulfide, Total	ND	mg/L	0.050	0.012	1		10/13/15 07:35	18496-25-8	
300.0 IC Anions 28 Days	Analytical Method: EPA 300.0								
Chloride	**263**	mg/L	20.0	10.0	20		10/11/15 15:09	16887-00-6	
Sulfate	**2.7**	mg/L	1.0	0.24	1		10/11/15 14:53	14808-79-8	
350.1 Ammonia	Analytical Method: EPA 350.1								
Nitrogen, Ammonia	**0.099J**	mg/L	0.10	0.046	1		10/14/15 11:08	7664-41-7	
353.2 Nitrogen, NO2/NO3 unpres	Analytical Method: EPA 353.2								
Nitrogen, Nitrate	**0.17**	mg/L	0.10	0.014	1		10/07/15 14:22		
Nitrogen, Nitrite	ND	mg/L	0.10	0.023	1		10/07/15 14:22		
Nitrogen, NO2 plus NO3	**0.17**	mg/L	0.10	0.014	1		10/07/15 14:22		
365.4 Total Phosphorus	Analytical Method: EPA 365.4								
Phosphorus as PO4	ND	mg/L	0.31		1		10/15/15 11:32		
Total Carbon Dioxide Calc	Analytical Method: SM 4500-CO2 D								
Carbon Dioxide Calculation	**269**	mg/L	20.0	20.0	1		10/16/15 00:00		
5310C TOC	Analytical Method: SM 5310C								
Total Organic Carbon	**0.48J**	mg/L	1.0	0.46	1		10/13/15 16:36	7440-44-0	

REPORT OF LABORATORY ANALYSIS

This report shall not be reproduced, except in full,
without the written consent of Pace Analytical Services, Inc..

Pace Analytical Services, Inc.
9608 Loiret Blvd.
Lenexa, KS 66219
(913)599-5665

ANALYTICAL RESULTS

Project: Fort Smith, AR
Pace Project No.: 60204425

Sample: MW-40R-201510 **Lab ID: 60204425020** Collected: 10/06/15 09:10 Received: 10/07/15 08:45 Matrix: Water

Parameters	Results	Units	Report Limit	MDL	DF	Prepared	Analyzed	CAS No.	Qual
Alcohol by Direct Inject GCFID	Analytical Method: EPA 8015 - Alcohol								
2-Chloroethanol	ND	ug/L	10000	1980	1		10/12/15 19:14	107-07-3	
6010 MET ICP	Analytical Method: EPA 6010 Preparation Method: EPA 3010								
Iron	**18200**	ug/L	50.0	9.0	1	10/08/15 09:50	10/09/15 18:41	7439-89-6	
Manganese	**6260**	ug/L	5.0	2.4	1	10/08/15 09:50	10/09/15 18:41	7439-96-5	
8260 MSV	Analytical Method: EPA 5030B/8260								
Acetone	ND	ug/L	10.0	1.9	1		10/08/15 23:47	67-64-1	L3
Benzene	ND	ug/L	1.0	0.060	1		10/08/15 23:47	71-43-2	
Bromodichloromethane	ND	ug/L	1.0	0.19	1		10/08/15 23:47	75-27-4	
Bromoform	ND	ug/L	1.0	0.070	1		10/08/15 23:47	75-25-2	
Bromomethane	ND	ug/L	5.0	0.16	1		10/08/15 23:47	74-83-9	
2-Butanone (MEK)	ND	ug/L	10.0	0.59	1		10/08/15 23:47	78-93-3	
Carbon disulfide	**1.0J**	ug/L	5.0	0.12	1		10/08/15 23:47	75-15-0	
Carbon tetrachloride	ND	ug/L	1.0	0.18	1		10/08/15 23:47	56-23-5	
Chlorobenzene	ND	ug/L	1.0	0.21	1		10/08/15 23:47	108-90-7	
Chloroethane	ND	ug/L	1.0	0.15	1		10/08/15 23:47	75-00-3	
Chloroform	**0.22J**	ug/L	1.0	0.14	1		10/08/15 23:47	67-66-3	
Chloromethane	ND	ug/L	1.0	0.080	1		10/08/15 23:47	74-87-3	
Dibromochloromethane	ND	ug/L	1.0	0.21	1		10/08/15 23:47	124-48-1	
1,1-Dichloroethane	ND	ug/L	1.0	0.050	1		10/08/15 23:47	75-34-3	
1,2-Dichloroethane	ND	ug/L	1.0	0.12	1		10/08/15 23:47	107-06-2	
1,1-Dichloroethene	ND	ug/L	1.0	0.20	1		10/08/15 23:47	75-35-4	
cis-1,2-Dichloroethene	**0.23J**	ug/L	1.0	0.080	1		10/08/15 23:47	156-59-2	
trans-1,2-Dichloroethene	ND	ug/L	1.0	0.20	1		10/08/15 23:47	156-60-5	
1,2-Dichloropropane	ND	ug/L	1.0	0.16	1		10/08/15 23:47	78-87-5	
cis-1,3-Dichloropropene	ND	ug/L	1.0	0.14	1		10/08/15 23:47	10061-01-5	
trans-1,3-Dichloropropene	ND	ug/L	1.0	0.12	1		10/08/15 23:47	10061-02-6	
Ethylbenzene	ND	ug/L	1.0	0.18	1		10/08/15 23:47	100-41-4	
2-Hexanone	ND	ug/L	10.0	1.2	1		10/08/15 23:47	591-78-6	
Methylene chloride	ND	ug/L	1.0	0.15	1		10/08/15 23:47	75-09-2	
4-Methyl-2-pentanone (MIBK)	ND	ug/L	10.0	0.42	1		10/08/15 23:47	108-10-1	
Styrene	ND	ug/L	1.0	0.12	1		10/08/15 23:47	100-42-5	
1,1,2,2-Tetrachloroethane	ND	ug/L	1.0	0.15	1		10/08/15 23:47	79-34-5	
Tetrachloroethene	ND	ug/L	1.0	0.10	1		10/08/15 23:47	127-18-4	
Toluene	ND	ug/L	1.0	0.17	1		10/08/15 23:47	108-88-3	
1,1,1-Trichloroethane	ND	ug/L	1.0	0.11	1		10/08/15 23:47	71-55-6	
1,1,2-Trichloroethane	ND	ug/L	1.0	0.20	1		10/08/15 23:47	79-00-5	
Trichloroethene	**0.30J**	ug/L	1.0	0.17	1		10/08/15 23:47	79-01-6	
Vinyl chloride	ND	ug/L	1.0	0.13	1		10/08/15 23:47	75-01-4	
Xylene (Total)	ND	ug/L	3.0	0.42	1		10/08/15 23:47	1330-20-7	
Surrogates									
4-Bromofluorobenzene (S)	97	%	80-120		1		10/08/15 23:47	460-00-4	
1,2-Dichloroethane-d4 (S)	99	%	80-120		1		10/08/15 23:47	17060-07-0	
Toluene-d8 (S)	101	%	80-120		1		10/08/15 23:47	2037-26-5	
Preservation pH	**1.0**		0.10	0.10	1		10/08/15 23:47		

REPORT OF LABORATORY ANALYSIS

This report shall not be reproduced, except in full,
without the written consent of Pace Analytical Services, Inc..

Pace Analytical Services, Inc.
9608 Loiret Blvd.
Lenexa, KS 66219
(913)599-5665

ANALYTICAL RESULTS

Project: Fort Smith, AR
Pace Project No.: 60204425

Sample: MW-40R-201510 **Lab ID: 60204425020** Collected: 10/06/15 09:10 Received: 10/07/15 08:45 Matrix: Water

Parameters	Results	Units	Report Limit	MDL	DF	Prepared	Analyzed	CAS No.	Qual
2320B Alkalinity	Analytical Method: SM 2320B								
Alkalinity,Bicarbonate (CaCO3)	**79.2**	mg/L	20.0	2.0	1		10/09/15 15:02		
Alkalinity, Carbonate (CaCO3)	ND	mg/L	20.0	2.0	1		10/09/15 15:02		
Alkalinity, Total as CaCO3	**79.2**	mg/L	20.0	2.0	1		10/09/15 15:02		
Iron, Ferric (Calculation)	Analytical Method: SM 3500-Fe B#4								
Iron, Ferric	**14.9**	mg/L	0.20		1		10/15/15 00:00	7439-89-6	
4500H+ pH, Electrometric	Analytical Method: SM 4500-H+B								
pH at 25 Degrees C	**6.0**	Std. Units	0.10	0.10	1		10/06/15 19:00		H6
4500S2D Sulfide, Total	Analytical Method: SM 4500-S-2 D								
Sulfide, Total	ND	mg/L	0.050	0.012	1		10/13/15 07:35	18496-25-8	
300.0 IC Anions 28 Days	Analytical Method: EPA 300.0								
Chloride	**210**	mg/L	20.0	10.0	20		10/11/15 16:46	16887-00-6	
Sulfate	**5.9**	mg/L	1.0	0.24	1		10/11/15 16:30	14808-79-8	
350.1 Ammonia	Analytical Method: EPA 350.1								
Nitrogen, Ammonia	ND	mg/L	0.10	0.046	1		10/14/15 11:10	7664-41-7	
353.2 Nitrogen, NO2/NO3 unpres	Analytical Method: EPA 353.2								
Nitrogen, Nitrate	**0.036J**	mg/L	0.10	0.014	1		10/07/15 14:24		
Nitrogen, Nitrite	ND	mg/L	0.10	0.023	1		10/07/15 14:24		
Nitrogen, NO2 plus NO3	**0.036J**	mg/L	0.10	0.014	1		10/07/15 14:24		
365.4 Total Phosphorus	Analytical Method: EPA 365.4								
Phosphorus as PO4	ND	mg/L	0.31		1		10/15/15 11:33		
Total Carbon Dioxide Calc	Analytical Method: SM 4500-CO2 D								
Carbon Dioxide Calculation	**214**	mg/L	20.0	20.0	1		10/16/15 00:00		
5310C TOC	Analytical Method: SM 5310C								
Total Organic Carbon	**0.65J**	mg/L	1.0	0.46	1		10/13/15 16:49	7440-44-0	

REPORT OF LABORATORY ANALYSIS

This report shall not be reproduced, except in full,
without the written consent of Pace Analytical Services, Inc..

Pace Analytical Services, Inc.
9608 Loiret Blvd.
Lenexa, KS 66219
(913)599-5665

ANALYTICAL RESULTS

Project: Fort Smith, AR
Pace Project No.: 60204425

Sample: DUP-03-201510 **Lab ID: 60204425021** Collected: 10/06/15 09:10 Received: 10/07/15 08:45 Matrix: Water

Parameters	Results	Units	Report Limit	MDL	DF	Prepared	Analyzed	CAS No.	Qual
8260 MSV	Analytical Method: EPA 5030B/8260								
Acetone	ND	ug/L	10.0	1.9	1		10/09/15 01:13	67-64-1	L3
Benzene	ND	ug/L	1.0	0.060	1		10/09/15 01:13	71-43-2	
Bromodichloromethane	ND	ug/L	1.0	0.19	1		10/09/15 01:13	75-27-4	
Bromoform	ND	ug/L	1.0	0.070	1		10/09/15 01:13	75-25-2	
Bromomethane	ND	ug/L	5.0	0.16	1		10/09/15 01:13	74-83-9	
2-Butanone (MEK)	ND	ug/L	10.0	0.59	1		10/09/15 01:13	78-93-3	
Carbon disulfide	**1.2J**	ug/L	5.0	0.12	1		10/09/15 01:13	75-15-0	
Carbon tetrachloride	ND	ug/L	1.0	0.18	1		10/09/15 01:13	56-23-5	
Chlorobenzene	ND	ug/L	1.0	0.21	1		10/09/15 01:13	108-90-7	
Chloroethane	ND	ug/L	1.0	0.15	1		10/09/15 01:13	75-00-3	
Chloroform	**0.26J**	ug/L	1.0	0.14	1		10/09/15 01:13	67-66-3	
Chloromethane	**0.31J**	ug/L	1.0	0.080	1		10/09/15 01:13	74-87-3	B
Dibromochloromethane	ND	ug/L	1.0	0.21	1		10/09/15 01:13	124-48-1	
1,1-Dichloroethane	ND	ug/L	1.0	0.050	1		10/09/15 01:13	75-34-3	
1,2-Dichloroethane	ND	ug/L	1.0	0.12	1		10/09/15 01:13	107-06-2	
1,1-Dichloroethene	ND	ug/L	1.0	0.20	1		10/09/15 01:13	75-35-4	
cis-1,2-Dichloroethene	ND	ug/L	1.0	0.080	1		10/09/15 01:13	156-59-2	
trans-1,2-Dichloroethene	ND	ug/L	1.0	0.20	1		10/09/15 01:13	156-60-5	
1,2-Dichloropropane	ND	ug/L	1.0	0.16	1		10/09/15 01:13	78-87-5	
cis-1,3-Dichloropropene	ND	ug/L	1.0	0.14	1		10/09/15 01:13	10061-01-5	
trans-1,3-Dichloropropene	ND	ug/L	1.0	0.12	1		10/09/15 01:13	10061-02-6	
Ethylbenzene	ND	ug/L	1.0	0.18	1		10/09/15 01:13	100-41-4	
2-Hexanone	ND	ug/L	10.0	1.2	1		10/09/15 01:13	591-78-6	
Methylene chloride	ND	ug/L	1.0	0.15	1		10/09/15 01:13	75-09-2	
4-Methyl-2-pentanone (MIBK)	ND	ug/L	10.0	0.42	1		10/09/15 01:13	108-10-1	
Styrene	ND	ug/L	1.0	0.12	1		10/09/15 01:13	100-42-5	
1,1,2,2-Tetrachloroethane	ND	ug/L	1.0	0.15	1		10/09/15 01:13	79-34-5	
Tetrachloroethene	ND	ug/L	1.0	0.10	1		10/09/15 01:13	127-18-4	
Toluene	ND	ug/L	1.0	0.17	1		10/09/15 01:13	108-88-3	
1,1,1-Trichloroethane	ND	ug/L	1.0	0.11	1		10/09/15 01:13	71-55-6	
1,1,2-Trichloroethane	ND	ug/L	1.0	0.20	1		10/09/15 01:13	79-00-5	
Trichloroethene	**0.83J**	ug/L	1.0	0.17	1		10/09/15 01:13	79-01-6	
Vinyl chloride	ND	ug/L	1.0	0.13	1		10/09/15 01:13	75-01-4	
Xylene (Total)	ND	ug/L	3.0	0.42	1		10/09/15 01:13	1330-20-7	
Surrogates									
4-Bromofluorobenzene (S)	99	%	80-120		1		10/09/15 01:13	460-00-4	
1,2-Dichloroethane-d4 (S)	97	%	80-120		1		10/09/15 01:13	17060-07-0	
Toluene-d8 (S)	100	%	80-120		1		10/09/15 01:13	2037-26-5	
Preservation pH	**1.0**		0.10	0.10	1		10/09/15 01:13		

REPORT OF LABORATORY ANALYSIS

This report shall not be reproduced, except in full,
without the written consent of Pace Analytical Services, Inc..

Pace Analytical Services, Inc.
9608 Loiret Blvd.
Lenexa, KS 66219
(913)599-5665

ANALYTICAL RESULTS

Project: Fort Smith, AR
Pace Project No.: 60204425

Sample: TB-08-201510 **Lab ID: 60204425022** Collected: 10/06/15 08:00 Received: 10/07/15 08:45 Matrix: Water

Parameters	Results	Units	Report Limit	MDL	DF	Prepared	Analyzed	CAS No.	Qual
8260 MSV	Analytical Method: EPA 5030B/8260								
Acetone	ND	ug/L	10.0	1.9	1		10/08/15 21:52	67-64-1	L3
Benzene	ND	ug/L	1.0	0.060	1		10/08/15 21:52	71-43-2	
Bromodichloromethane	ND	ug/L	1.0	0.19	1		10/08/15 21:52	75-27-4	
Bromoform	ND	ug/L	1.0	0.070	1		10/08/15 21:52	75-25-2	
Bromomethane	ND	ug/L	5.0	0.16	1		10/08/15 21:52	74-83-9	
2-Butanone (MEK)	ND	ug/L	10.0	0.59	1		10/08/15 21:52	78-93-3	
Carbon disulfide	ND	ug/L	5.0	0.12	1		10/08/15 21:52	75-15-0	
Carbon tetrachloride	ND	ug/L	1.0	0.18	1		10/08/15 21:52	56-23-5	
Chlorobenzene	ND	ug/L	1.0	0.21	1		10/08/15 21:52	108-90-7	
Chloroethane	ND	ug/L	1.0	0.15	1		10/08/15 21:52	75-00-3	
Chloroform	**0.33J**	ug/L	1.0	0.14	1		10/08/15 21:52	67-66-3	
Chloromethane	ND	ug/L	1.0	0.080	1		10/08/15 21:52	74-87-3	
Dibromochloromethane	ND	ug/L	1.0	0.21	1		10/08/15 21:52	124-48-1	
1,1-Dichloroethane	ND	ug/L	1.0	0.050	1		10/08/15 21:52	75-34-3	
1,2-Dichloroethane	ND	ug/L	1.0	0.12	1		10/08/15 21:52	107-06-2	
1,1-Dichloroethene	ND	ug/L	1.0	0.20	1		10/08/15 21:52	75-35-4	
cis-1,2-Dichloroethene	ND	ug/L	1.0	0.080	1		10/08/15 21:52	156-59-2	
trans-1,2-Dichloroethene	ND	ug/L	1.0	0.20	1		10/08/15 21:52	156-60-5	
1,2-Dichloropropane	ND	ug/L	1.0	0.16	1		10/08/15 21:52	78-87-5	
cis-1,3-Dichloropropene	ND	ug/L	1.0	0.14	1		10/08/15 21:52	10061-01-5	
trans-1,3-Dichloropropene	ND	ug/L	1.0	0.12	1		10/08/15 21:52	10061-02-6	
Ethylbenzene	ND	ug/L	1.0	0.18	1		10/08/15 21:52	100-41-4	
2-Hexanone	ND	ug/L	10.0	1.2	1		10/08/15 21:52	591-78-6	
Methylene chloride	ND	ug/L	1.0	0.15	1		10/08/15 21:52	75-09-2	
4-Methyl-2-pentanone (MIBK)	ND	ug/L	10.0	0.42	1		10/08/15 21:52	108-10-1	
Styrene	ND	ug/L	1.0	0.12	1		10/08/15 21:52	100-42-5	
1,1,2,2-Tetrachloroethane	ND	ug/L	1.0	0.15	1		10/08/15 21:52	79-34-5	
Tetrachloroethene	ND	ug/L	1.0	0.10	1		10/08/15 21:52	127-18-4	
Toluene	ND	ug/L	1.0	0.17	1		10/08/15 21:52	108-88-3	
1,1,1-Trichloroethane	ND	ug/L	1.0	0.11	1		10/08/15 21:52	71-55-6	
1,1,2-Trichloroethane	ND	ug/L	1.0	0.20	1		10/08/15 21:52	79-00-5	
Trichloroethene	ND	ug/L	1.0	0.17	1		10/08/15 21:52	79-01-6	
Vinyl chloride	ND	ug/L	1.0	0.13	1		10/08/15 21:52	75-01-4	
Xylene (Total)	ND	ug/L	3.0	0.42	1		10/08/15 21:52	1330-20-7	
Surrogates									
4-Bromofluorobenzene (S)	97	%	80-120		1		10/08/15 21:52	460-00-4	
1,2-Dichloroethane-d4 (S)	98	%	80-120		1		10/08/15 21:52	17060-07-0	
Toluene-d8 (S)	97	%	80-120		1		10/08/15 21:52	2037-26-5	
Preservation pH	**1.0**		0.10	0.10	1		10/08/15 21:52		

REPORT OF LABORATORY ANALYSIS

This report shall not be reproduced, except in full,
without the written consent of Pace Analytical Services, Inc..

Pace Analytical Services, Inc.
9608 Loiret Blvd.
Lenexa, KS 66219
(913)599-5665

ANALYTICAL RESULTS

Project: Fort Smith, AR
Pace Project No.: 60204425

Sample: MW-71-201510 **Lab ID: 60204425023** Collected: 10/06/15 17:00 Received: 10/07/15 08:45 Matrix: Water

Parameters	Results	Units	Report Limit	MDL	DF	Prepared	Analyzed	CAS No.	Qual
Alcohol by Direct Inject GCFID	Analytical Method: EPA 8015 - Alcohol								
2-Chloroethanol	ND	ug/L	10000	1980	1		10/12/15 19:26	107-07-3	
6010 MET ICP	Analytical Method: EPA 6010 Preparation Method: EPA 3010								
Iron	**810**	ug/L	50.0	9.0	1	10/08/15 09:50	10/09/15 18:43	7439-89-6	
Manganese	**1340**	ug/L	5.0	2.4	1	10/08/15 09:50	10/09/15 18:43	7439-96-5	
8260 MSV	Analytical Method: EPA 5030B/8260								
Acetone	ND	ug/L	10.0	1.9	1		10/09/15 00:59	67-64-1	L3
Benzene	ND	ug/L	1.0	0.060	1		10/09/15 00:59	71-43-2	
Bromodichloromethane	ND	ug/L	1.0	0.19	1		10/09/15 00:59	75-27-4	
Bromoform	ND	ug/L	1.0	0.070	1		10/09/15 00:59	75-25-2	
Bromomethane	ND	ug/L	5.0	0.16	1		10/09/15 00:59	74-83-9	
2-Butanone (MEK)	ND	ug/L	10.0	0.59	1		10/09/15 00:59	78-93-3	
Carbon disulfide	ND	ug/L	5.0	0.12	1		10/09/15 00:59	75-15-0	
Carbon tetrachloride	ND	ug/L	1.0	0.18	1		10/09/15 00:59	56-23-5	
Chlorobenzene	ND	ug/L	1.0	0.21	1		10/09/15 00:59	108-90-7	
Chloroethane	ND	ug/L	1.0	0.15	1		10/09/15 00:59	75-00-3	
Chloroform	ND	ug/L	1.0	0.14	1		10/09/15 00:59	67-66-3	
Chloromethane	ND	ug/L	1.0	0.080	1		10/09/15 00:59	74-87-3	
Dibromochloromethane	ND	ug/L	1.0	0.21	1		10/09/15 00:59	124-48-1	
1,1-Dichloroethane	ND	ug/L	1.0	0.050	1		10/09/15 00:59	75-34-3	
1,2-Dichloroethane	ND	ug/L	1.0	0.12	1		10/09/15 00:59	107-06-2	
1,1-Dichloroethene	**1.2**	ug/L	1.0	0.20	1		10/09/15 00:59	75-35-4	
cis-1,2-Dichloroethene	**6.5**	ug/L	1.0	0.080	1		10/09/15 00:59	156-59-2	
trans-1,2-Dichloroethene	ND	ug/L	1.0	0.20	1		10/09/15 00:59	156-60-5	
1,2-Dichloropropane	ND	ug/L	1.0	0.16	1		10/09/15 00:59	78-87-5	
cis-1,3-Dichloropropene	ND	ug/L	1.0	0.14	1		10/09/15 00:59	10061-01-5	
trans-1,3-Dichloropropene	ND	ug/L	1.0	0.12	1		10/09/15 00:59	10061-02-6	
Ethylbenzene	ND	ug/L	1.0	0.18	1		10/09/15 00:59	100-41-4	
2-Hexanone	ND	ug/L	10.0	1.2	1		10/09/15 00:59	591-78-6	
Methylene chloride	ND	ug/L	1.0	0.15	1		10/09/15 00:59	75-09-2	
4-Methyl-2-pentanone (MIBK)	ND	ug/L	10.0	0.42	1		10/09/15 00:59	108-10-1	
Styrene	ND	ug/L	1.0	0.12	1		10/09/15 00:59	100-42-5	
1,1,2,2-Tetrachloroethane	ND	ug/L	1.0	0.15	1		10/09/15 00:59	79-34-5	
Tetrachloroethene	ND	ug/L	1.0	0.10	1		10/09/15 00:59	127-18-4	
Toluene	ND	ug/L	1.0	0.17	1		10/09/15 00:59	108-88-3	
1,1,1-Trichloroethane	ND	ug/L	1.0	0.11	1		10/09/15 00:59	71-55-6	
1,1,2-Trichloroethane	ND	ug/L	1.0	0.20	1		10/09/15 00:59	79-00-5	
Trichloroethene	**179**	ug/L	1.0	0.17	1		10/09/15 00:59	79-01-6	
Vinyl chloride	**0.43J**	ug/L	1.0	0.13	1		10/09/15 00:59	75-01-4	
Xylene (Total)	ND	ug/L	3.0	0.42	1		10/09/15 00:59	1330-20-7	
Surrogates									
4-Bromofluorobenzene (S)	97	%	80-120		1		10/09/15 00:59	460-00-4	
1,2-Dichloroethane-d4 (S)	97	%	80-120		1		10/09/15 00:59	17060-07-0	
Toluene-d8 (S)	103	%	80-120		1		10/09/15 00:59	2037-26-5	
Preservation pH	**1.0**		0.10	0.10	1		10/09/15 00:59		

REPORT OF LABORATORY ANALYSIS

This report shall not be reproduced, except in full,
without the written consent of Pace Analytical Services, Inc..

Pace Analytical Services, Inc.
9608 Loiret Blvd.
Lenexa, KS 66219
(913)599-5665

ANALYTICAL RESULTS

Project: Fort Smith, AR
Pace Project No.: 60204425

Sample: MW-71-201510 **Lab ID: 60204425023** Collected: 10/06/15 17:00 Received: 10/07/15 08:45 Matrix: Water

Parameters	Results	Units	Report Limit	MDL	DF	Prepared	Analyzed	CAS No.	Qual
2320B Alkalinity	Analytical Method: SM 2320B								
Alkalinity,Bicarbonate (CaCO3)	**20.1**	mg/L	20.0	2.0	1		10/09/15 15:05		
Alkalinity, Carbonate (CaCO3)	ND	mg/L	20.0	2.0	1		10/09/15 15:05		
Alkalinity, Total as CaCO3	**20.1**	mg/L	20.0	2.0	1		10/09/15 15:05		
Iron, Ferric (Calculation)	Analytical Method: SM 3500-Fe B#4								
Iron, Ferric	**0.40**	mg/L	0.20		1		10/15/15 00:00	7439-89-6	
4500H+ pH, Electrometric	Analytical Method: SM 4500-H+B								
pH at 25 Degrees C	**5.1**	Std. Units	0.10	0.10	1		10/06/15 19:00		H6
4500S2D Sulfide, Total	Analytical Method: SM 4500-S-2 D								
Sulfide, Total	ND	mg/L	0.050	0.012	1		10/13/15 07:36	18496-25-8	
300.0 IC Anions 28 Days	Analytical Method: EPA 300.0								
Chloride	**249**	mg/L	20.0	10.0	20		10/11/15 17:51	16887-00-6	
Sulfate	**1.7**	mg/L	1.0	0.24	1		10/11/15 17:34	14808-79-8	
350.1 Ammonia	Analytical Method: EPA 350.1								
Nitrogen, Ammonia	ND	mg/L	0.10	0.046	1		10/14/15 11:12	7664-41-7	
353.2 Nitrogen, NO2/NO3 unpres	Analytical Method: EPA 353.2								
Nitrogen, Nitrate	ND	mg/L	0.10	0.014	1		10/07/15 14:25		
Nitrogen, Nitrite	ND	mg/L	0.10	0.023	1		10/07/15 14:25		
Nitrogen, NO2 plus NO3	ND	mg/L	0.10	0.014	1		10/07/15 14:25		
365.4 Total Phosphorus	Analytical Method: EPA 365.4								
Phosphorus as PO4	ND	mg/L	0.31		1		10/15/15 11:34		
Total Carbon Dioxide Calc	Analytical Method: SM 4500-CO2 D								
Carbon Dioxide Calculation	**309**	mg/L	20.0	20.0	1		10/16/15 00:00		
5310C TOC	Analytical Method: SM 5310C								
Total Organic Carbon	ND	mg/L	1.0	0.46	1		10/13/15 17:02	7440-44-0	

REPORT OF LABORATORY ANALYSIS

This report shall not be reproduced, except in full,
without the written consent of Pace Analytical Services, Inc..

Pace Analytical Services, Inc.
9608 Loiret Blvd.
Lenexa, KS 66219
(913)599-5665

ANALYTICAL RESULTS

Project: Fort Smith, AR
Pace Project No.: 60204425

Sample: IW-72-201510 **Lab ID: 60204425024** Collected: 10/06/15 11:20 Received: 10/07/15 08:45 Matrix: Water

Parameters	Results	Units	Report Limit	MDL	DF	Prepared	Analyzed	CAS No.	Qual
Alcohol by Direct Inject GCFID	Analytical Method: EPA 8015 - Alcohol								
2-Chloroethanol	ND	ug/L	10000	1980	1		10/12/15 19:37	107-07-3	
6010 MET ICP	Analytical Method: EPA 6010 Preparation Method: EPA 3010								
Iron	**123**	ug/L	50.0	9.0	1	10/08/15 09:50	10/09/15 18:49	7439-89-6	
Manganese	**3170**	ug/L	5.0	2.4	1	10/08/15 09:50	10/09/15 18:49	7439-96-5	
8260 MSV	Analytical Method: EPA 5030B/8260								
Acetone	**4.1J**	ug/L	10.0	1.9	1		10/09/15 11:14	67-64-1	
Benzene	**0.12J**	ug/L	1.0	0.060	1		10/09/15 11:14	71-43-2	
Bromodichloromethane	ND	ug/L	1.0	0.19	1		10/09/15 11:14	75-27-4	
Bromoform	**2.1**	ug/L	1.0	0.070	1		10/09/15 11:14	75-25-2	
Bromomethane	ND	ug/L	5.0	0.16	1		10/09/15 11:14	74-83-9	
2-Butanone (MEK)	ND	ug/L	10.0	0.59	1		10/09/15 11:14	78-93-3	
Carbon disulfide	ND	ug/L	5.0	0.12	1		10/09/15 11:14	75-15-0	
Carbon tetrachloride	ND	ug/L	1.0	0.18	1		10/09/15 11:14	56-23-5	
Chlorobenzene	ND	ug/L	1.0	0.21	1		10/09/15 11:14	108-90-7	
Chloroethane	ND	ug/L	1.0	0.15	1		10/09/15 11:14	75-00-3	
Chloroform	**0.15J**	ug/L	1.0	0.14	1		10/09/15 11:14	67-66-3	
Chloromethane	ND	ug/L	1.0	0.080	1		10/09/15 11:14	74-87-3	
Dibromochloromethane	ND	ug/L	1.0	0.21	1		10/09/15 11:14	124-48-1	
1,1-Dichloroethane	ND	ug/L	1.0	0.050	1		10/09/15 11:14	75-34-3	
1,2-Dichloroethane	ND	ug/L	1.0	0.12	1		10/09/15 11:14	107-06-2	
1,1-Dichloroethene	ND	ug/L	1.0	0.20	1		10/09/15 11:14	75-35-4	
cis-1,2-Dichloroethene	ND	ug/L	1.0	0.080	1		10/09/15 11:14	156-59-2	
trans-1,2-Dichloroethene	ND	ug/L	1.0	0.20	1		10/09/15 11:14	156-60-5	
1,2-Dichloropropane	ND	ug/L	1.0	0.16	1		10/09/15 11:14	78-87-5	
cis-1,3-Dichloropropene	ND	ug/L	1.0	0.14	1		10/09/15 11:14	10061-01-5	
trans-1,3-Dichloropropene	ND	ug/L	1.0	0.12	1		10/09/15 11:14	10061-02-6	
Ethylbenzene	ND	ug/L	1.0	0.18	1		10/09/15 11:14	100-41-4	
2-Hexanone	ND	ug/L	10.0	1.2	1		10/09/15 11:14	591-78-6	
Methylene chloride	ND	ug/L	1.0	0.15	1		10/09/15 11:14	75-09-2	
4-Methyl-2-pentanone (MIBK)	ND	ug/L	10.0	0.42	1		10/09/15 11:14	108-10-1	
Styrene	ND	ug/L	1.0	0.12	1		10/09/15 11:14	100-42-5	
1,1,2,2-Tetrachloroethane	ND	ug/L	1.0	0.15	1		10/09/15 11:14	79-34-5	
Tetrachloroethene	ND	ug/L	1.0	0.10	1		10/09/15 11:14	127-18-4	
Toluene	ND	ug/L	1.0	0.17	1		10/09/15 11:14	108-88-3	
1,1,1-Trichloroethane	ND	ug/L	1.0	0.11	1		10/09/15 11:14	71-55-6	
1,1,2-Trichloroethane	ND	ug/L	1.0	0.20	1		10/09/15 11:14	79-00-5	
Trichloroethene	**0.74J**	ug/L	1.0	0.17	1		10/09/15 11:14	79-01-6	
Vinyl chloride	ND	ug/L	1.0	0.13	1		10/09/15 11:14	75-01-4	
Xylene (Total)	ND	ug/L	3.0	0.42	1		10/09/15 11:14	1330-20-7	
Surrogates									
4-Bromofluorobenzene (S)	97	%	80-120		1		10/09/15 11:14	460-00-4	
1,2-Dichloroethane-d4 (S)	98	%	80-120		1		10/09/15 11:14	17060-07-0	
Toluene-d8 (S)	78	%	80-120		1		10/09/15 11:14	2037-26-5	S2
Preservation pH	**1.0**		0.10	0.10	1		10/09/15 11:14		

REPORT OF LABORATORY ANALYSIS

This report shall not be reproduced, except in full,
without the written consent of Pace Analytical Services, Inc..

Pace Analytical Services, Inc.
9608 Loiret Blvd.
Lenexa, KS 66219
(913)599-5665

ANALYTICAL RESULTS

Project: Fort Smith, AR
Pace Project No.: 60204425

Sample: IW-72-201510 **Lab ID: 60204425024** Collected: 10/06/15 11:20 Received: 10/07/15 08:45 Matrix: Water

Parameters	Results	Units	Report Limit	MDL	DF	Prepared	Analyzed	CAS No.	Qual
2320B Alkalinity	Analytical Method: SM 2320B								
Alkalinity,Bicarbonate (CaCO3)	**97.2**	mg/L	20.0	2.0	1		10/09/15 15:08		
Alkalinity, Carbonate (CaCO3)	ND	mg/L	20.0	2.0	1		10/09/15 15:08		
Alkalinity, Total as CaCO3	**97.2**	mg/L	20.0	2.0	1		10/09/15 15:08		
Iron, Ferric (Calculation)	Analytical Method: SM 3500-Fe B#4								
Iron, Ferric	ND	mg/L	0.20		1		10/15/15 00:00	7439-89-6	
4500H+ pH, Electrometric	Analytical Method: SM 4500-H+B								
pH at 25 Degrees C	**5.9**	Std. Units	0.10	0.10	1		10/06/15 19:00		H6
4500S2D Sulfide, Total	Analytical Method: SM 4500-S-2 D								
Sulfide, Total	ND	mg/L	0.050	0.012	1		10/13/15 07:36	18496-25-8	
300.0 IC Anions 28 Days	Analytical Method: EPA 300.0								
Chloride	**218**	mg/L	20.0	10.0	20		10/11/15 18:23	16887-00-6	
Sulfate	**11.1**	mg/L	1.0	0.24	1		10/11/15 18:07	14808-79-8	
350.1 Ammonia	Analytical Method: EPA 350.1								
Nitrogen, Ammonia	ND	mg/L	1.0	0.46	10		10/14/15 11:13	7664-41-7	D3
353.2 Nitrogen, NO2/NO3 unpres	Analytical Method: EPA 353.2								
Nitrogen, Nitrate	**0.79**	mg/L	0.50	0.070	5		10/07/15 13:47		D3
Nitrogen, Nitrite	ND	mg/L	0.50	0.12	5		10/07/15 13:47		D3
Nitrogen, NO2 plus NO3	**0.79**	mg/L	0.50	0.070	5		10/07/15 13:47		D3
365.4 Total Phosphorus	Analytical Method: EPA 365.4								
Phosphorus as PO4	ND	mg/L	0.31		1		10/15/15 11:35		
Total Carbon Dioxide Calc	Analytical Method: SM 4500-CO2 D								
Carbon Dioxide Calculation	**319**	mg/L	20.0	20.0	1		10/16/15 00:00		
5310C TOC	Analytical Method: SM 5310C								
Total Organic Carbon	ND	mg/L	1.0	0.46	1		10/13/15 17:15	7440-44-0	

REPORT OF LABORATORY ANALYSIS

This report shall not be reproduced, except in full,
without the written consent of Pace Analytical Services, Inc..

Pace Analytical Services, Inc.
9608 Loiret Blvd.
Lenexa, KS 66219
(913)599-5665

ANALYTICAL RESULTS

Project: Fort Smith, AR
Pace Project No.: 60204425

Sample: MW-62R-201510 **Lab ID: 60204425025** Collected: 10/06/15 10:00 Received: 10/07/15 08:45 Matrix: Water

Parameters	Results	Units	Report Limit	MDL	DF	Prepared	Analyzed	CAS No.	Qual
Alcohol by Direct Inject GCFID	Analytical Method: EPA 8015 - Alcohol								
2-Chloroethanol	ND	ug/L	10000	1980	1		10/12/15 19:48	107-07-3	
6010 MET ICP	Analytical Method: EPA 6010 Preparation Method: EPA 3010								
Iron	**956**	ug/L	50.0	9.0	1	10/08/15 09:50	10/09/15 18:52	7439-89-6	
Manganese	**1020**	ug/L	5.0	2.4	1	10/08/15 09:50	10/09/15 18:52	7439-96-5	
8260 MSV	Analytical Method: EPA 5030B/8260								
Acetone	ND	ug/L	10.0	1.9	1		10/09/15 04:07	67-64-1	
Benzene	ND	ug/L	1.0	0.060	1		10/09/15 04:07	71-43-2	
Bromodichloromethane	ND	ug/L	1.0	0.19	1		10/09/15 04:07	75-27-4	
Bromoform	ND	ug/L	1.0	0.070	1		10/09/15 04:07	75-25-2	
Bromomethane	ND	ug/L	5.0	0.16	1		10/09/15 04:07	74-83-9	
2-Butanone (MEK)	ND	ug/L	10.0	0.59	1		10/09/15 04:07	78-93-3	
Carbon disulfide	ND	ug/L	5.0	0.12	1		10/09/15 04:07	75-15-0	
Carbon tetrachloride	ND	ug/L	1.0	0.18	1		10/09/15 04:07	56-23-5	
Chlorobenzene	ND	ug/L	1.0	0.21	1		10/09/15 04:07	108-90-7	
Chloroethane	ND	ug/L	1.0	0.15	1		10/09/15 04:07	75-00-3	
Chloroform	**0.52J**	ug/L	1.0	0.14	1		10/09/15 04:07	67-66-3	
Chloromethane	**0.18J**	ug/L	1.0	0.080	1		10/09/15 04:07	74-87-3	B
Dibromochloromethane	ND	ug/L	1.0	0.21	1		10/09/15 04:07	124-48-1	
1,1-Dichloroethane	ND	ug/L	1.0	0.050	1		10/09/15 04:07	75-34-3	
1,2-Dichloroethane	ND	ug/L	1.0	0.12	1		10/09/15 04:07	107-06-2	
1,1-Dichloroethene	ND	ug/L	1.0	0.20	1		10/09/15 04:07	75-35-4	
cis-1,2-Dichloroethene	ND	ug/L	1.0	0.080	1		10/09/15 04:07	156-59-2	
trans-1,2-Dichloroethene	ND	ug/L	1.0	0.20	1		10/09/15 04:07	156-60-5	
1,2-Dichloropropane	ND	ug/L	1.0	0.16	1		10/09/15 04:07	78-87-5	
cis-1,3-Dichloropropene	ND	ug/L	1.0	0.14	1		10/09/15 04:07	10061-01-5	
trans-1,3-Dichloropropene	ND	ug/L	1.0	0.12	1		10/09/15 04:07	10061-02-6	
Ethylbenzene	ND	ug/L	1.0	0.18	1		10/09/15 04:07	100-41-4	
2-Hexanone	ND	ug/L	10.0	1.2	1		10/09/15 04:07	591-78-6	
Methylene chloride	ND	ug/L	1.0	0.15	1		10/09/15 04:07	75-09-2	
4-Methyl-2-pentanone (MIBK)	ND	ug/L	10.0	0.42	1		10/09/15 04:07	108-10-1	
Styrene	ND	ug/L	1.0	0.12	1		10/09/15 04:07	100-42-5	
1,1,2,2-Tetrachloroethane	ND	ug/L	1.0	0.15	1		10/09/15 04:07	79-34-5	
Tetrachloroethene	ND	ug/L	1.0	0.10	1		10/09/15 04:07	127-18-4	
Toluene	ND	ug/L	1.0	0.17	1		10/09/15 04:07	108-88-3	
1,1,1-Trichloroethane	ND	ug/L	1.0	0.11	1		10/09/15 04:07	71-55-6	
1,1,2-Trichloroethane	ND	ug/L	1.0	0.20	1		10/09/15 04:07	79-00-5	
Trichloroethene	ND	ug/L	1.0	0.17	1		10/09/15 04:07	79-01-6	
Vinyl chloride	ND	ug/L	1.0	0.13	1		10/09/15 04:07	75-01-4	
Xylene (Total)	ND	ug/L	3.0	0.42	1		10/09/15 04:07	1330-20-7	
Surrogates									
4-Bromofluorobenzene (S)	97	%	80-120		1		10/09/15 04:07	460-00-4	
1,2-Dichloroethane-d4 (S)	96	%	80-120		1		10/09/15 04:07	17060-07-0	
Toluene-d8 (S)	102	%	80-120		1		10/09/15 04:07	2037-26-5	
Preservation pH	**1.0**		0.10	0.10	1		10/09/15 04:07		

REPORT OF LABORATORY ANALYSIS

This report shall not be reproduced, except in full,
without the written consent of Pace Analytical Services, Inc..

Pace Analytical Services, Inc.
9608 Loiret Blvd.
Lenexa, KS 66219
(913)599-5665

ANALYTICAL RESULTS

Project: Fort Smith, AR
Pace Project No.: 60204425

Sample: MW-62R-201510 **Lab ID: 60204425025** Collected: 10/06/15 10:00 Received: 10/07/15 08:45 Matrix: Water

Parameters	Results	Units	Report Limit	MDL	DF	Prepared	Analyzed	CAS No.	Qual
2320B Alkalinity	Analytical Method: SM 2320B								
Alkalinity,Bicarbonate (CaCO3)	**58.0**	mg/L	20.0	2.0	1		10/09/15 15:11		
Alkalinity, Carbonate (CaCO3)	ND	mg/L	20.0	2.0	1		10/09/15 15:11		
Alkalinity, Total as CaCO3	**58.0**	mg/L	20.0	2.0	1		10/09/15 15:11		
Iron, Ferric (Calculation)	Analytical Method: SM 3500-Fe B#4								
Iron, Ferric	**0.96**	mg/L	0.20		1		10/15/15 00:00	7439-89-6	
4500H+ pH, Electrometric	Analytical Method: SM 4500-H+B								
pH at 25 Degrees C	**6.5**	Std. Units	0.10	0.10	1		10/06/15 19:00		H6
4500S2D Sulfide, Total	Analytical Method: SM 4500-S-2 D								
Sulfide, Total	ND	mg/L	0.050	0.012	1		10/13/15 07:36	18496-25-8	
300.0 IC Anions 28 Days	Analytical Method: EPA 300.0								
Chloride	**143**	mg/L	10.0	5.0	10		10/11/15 18:55	16887-00-6	
Sulfate	**13.3**	mg/L	1.0	0.24	1		10/11/15 18:39	14808-79-8	
350.1 Ammonia	Analytical Method: EPA 350.1								
Nitrogen, Ammonia	ND	mg/L	0.10	0.046	1		10/14/15 11:14	7664-41-7	
353.2 Nitrogen, NO2/NO3 unpres	Analytical Method: EPA 353.2								
Nitrogen, Nitrate	**0.24**	mg/L	0.10	0.014	1		10/07/15 14:26		
Nitrogen, Nitrite	ND	mg/L	0.10	0.023	1		10/07/15 14:26		
Nitrogen, NO2 plus NO3	**0.24**	mg/L	0.10	0.014	1		10/07/15 14:26		
365.4 Total Phosphorus	Analytical Method: EPA 365.4								
Phosphorus as PO4	ND	mg/L	0.31		1		10/15/15 11:36		
Total Carbon Dioxide Calc	Analytical Method: SM 4500-CO2 D								
Carbon Dioxide Calculation	**89.4**	mg/L	20.0	20.0	1		10/16/15 00:00		
5310C TOC	Analytical Method: SM 5310C								
Total Organic Carbon	**0.64J**	mg/L	1.0	0.46	1		10/13/15 17:28	7440-44-0	

REPORT OF LABORATORY ANALYSIS

This report shall not be reproduced, except in full,
without the written consent of Pace Analytical Services, Inc..

Pace Analytical Services, Inc.
9608 Loiret Blvd.
Lenexa, KS 66219
(913)599-5665

ANALYTICAL RESULTS

Project: Fort Smith, AR
Pace Project No.: 60204425

Sample: IW-80-201510 **Lab ID: 60204425026** Collected: 10/06/15 10:30 Received: 10/07/15 08:45 Matrix: Water

Parameters	Results	Units	Report Limit	MDL	DF	Prepared	Analyzed	CAS No.	Qual
Alcohol by Direct Inject GCFID	Analytical Method: EPA 8015 - Alcohol								
2-Chloroethanol	ND	ug/L	10000	1980	1		10/12/15 19:59	107-07-3	
6010 MET ICP	Analytical Method: EPA 6010 Preparation Method: EPA 3010								
Iron	**22.4J**	ug/L	50.0	9.0	1	10/08/15 09:50	10/09/15 18:54	7439-89-6	
Manganese	**13.2**	ug/L	5.0	2.4	1	10/08/15 09:50	10/09/15 18:54	7439-96-5	
8260 MSV	Analytical Method: EPA 5030B/8260								
Acetone	**5.6J**	ug/L	10.0	1.9	1		10/12/15 15:56	67-64-1	L1
Benzene	ND	ug/L	1.0	0.060	1		10/12/15 15:56	71-43-2	
Bromodichloromethane	ND	ug/L	1.0	0.19	1		10/12/15 15:56	75-27-4	
Bromoform	**0.80J**	ug/L	1.0	0.070	1		10/12/15 15:56	75-25-2	
Bromomethane	ND	ug/L	5.0	0.16	1		10/12/15 15:56	74-83-9	
2-Butanone (MEK)	ND	ug/L	10.0	0.59	1		10/12/15 15:56	78-93-3	
Carbon disulfide	ND	ug/L	5.0	0.12	1		10/12/15 15:56	75-15-0	
Carbon tetrachloride	ND	ug/L	1.0	0.18	1		10/12/15 15:56	56-23-5	
Chlorobenzene	ND	ug/L	1.0	0.21	1		10/12/15 15:56	108-90-7	
Chloroethane	ND	ug/L	1.0	0.15	1		10/12/15 15:56	75-00-3	
Chloroform	ND	ug/L	1.0	0.14	1		10/12/15 15:56	67-66-3	
Chloromethane	**0.42J**	ug/L	1.0	0.080	1		10/12/15 15:56	74-87-3	B
Dibromochloromethane	ND	ug/L	1.0	0.21	1		10/12/15 15:56	124-48-1	
1,1-Dichloroethane	ND	ug/L	1.0	0.050	1		10/12/15 15:56	75-34-3	
1,2-Dichloroethane	ND	ug/L	1.0	0.12	1		10/12/15 15:56	107-06-2	
1,1-Dichloroethene	ND	ug/L	1.0	0.20	1		10/12/15 15:56	75-35-4	
cis-1,2-Dichloroethene	**0.37J**	ug/L	1.0	0.080	1		10/12/15 15:56	156-59-2	
trans-1,2-Dichloroethene	ND	ug/L	1.0	0.20	1		10/12/15 15:56	156-60-5	
1,2-Dichloropropane	ND	ug/L	1.0	0.16	1		10/12/15 15:56	78-87-5	
cis-1,3-Dichloropropene	ND	ug/L	1.0	0.14	1		10/12/15 15:56	10061-01-5	
trans-1,3-Dichloropropene	ND	ug/L	1.0	0.12	1		10/12/15 15:56	10061-02-6	
Ethylbenzene	ND	ug/L	1.0	0.18	1		10/12/15 15:56	100-41-4	
2-Hexanone	ND	ug/L	10.0	1.2	1		10/12/15 15:56	591-78-6	
Methylene chloride	ND	ug/L	1.0	0.15	1		10/12/15 15:56	75-09-2	
4-Methyl-2-pentanone (MIBK)	ND	ug/L	10.0	0.42	1		10/12/15 15:56	108-10-1	
Styrene	ND	ug/L	1.0	0.12	1		10/12/15 15:56	100-42-5	
1,1,2,2-Tetrachloroethane	ND	ug/L	1.0	0.15	1		10/12/15 15:56	79-34-5	
Tetrachloroethene	ND	ug/L	1.0	0.10	1		10/12/15 15:56	127-18-4	
Toluene	ND	ug/L	1.0	0.17	1		10/12/15 15:56	108-88-3	
1,1,1-Trichloroethane	ND	ug/L	1.0	0.11	1		10/12/15 15:56	71-55-6	
1,1,2-Trichloroethane	ND	ug/L	1.0	0.20	1		10/12/15 15:56	79-00-5	
Trichloroethene	**10.6**	ug/L	1.0	0.17	1		10/12/15 15:56	79-01-6	
Vinyl chloride	ND	ug/L	1.0	0.13	1		10/12/15 15:56	75-01-4	
Xylene (Total)	ND	ug/L	3.0	0.42	1		10/12/15 15:56	1330-20-7	
Surrogates									
4-Bromofluorobenzene (S)	98	%	80-120		1		10/12/15 15:56	460-00-4	
1,2-Dichloroethane-d4 (S)	98	%	80-120		1		10/12/15 15:56	17060-07-0	
Toluene-d8 (S)	101	%	80-120		1		10/12/15 15:56	2037-26-5	
Preservation pH	**4.0**		0.10	0.10	1		10/12/15 15:56		

REPORT OF LABORATORY ANALYSIS

This report shall not be reproduced, except in full,
without the written consent of Pace Analytical Services, Inc..

Pace Analytical Services, Inc.
9608 Loiret Blvd.
Lenexa, KS 66219
(913)599-5665

ANALYTICAL RESULTS

Project: Fort Smith, AR
Pace Project No.: 60204425

Sample: IW-80-201510 **Lab ID: 60204425026** Collected: 10/06/15 10:30 Received: 10/07/15 08:45 Matrix: Water

Parameters	Results	Units	Report Limit	MDL	DF	Prepared	Analyzed	CAS No.	Qual
2320B Alkalinity	Analytical Method: SM 2320B								
Alkalinity,Bicarbonate (CaCO3)	**101**	mg/L	20.0	2.0	1		10/09/15 15:14		
Alkalinity, Carbonate (CaCO3)	ND	mg/L	20.0	2.0	1		10/09/15 15:14		
Alkalinity, Total as CaCO3	**101**	mg/L	20.0	2.0	1		10/09/15 15:14		
Iron, Ferric (Calculation)	Analytical Method: SM 3500-Fe B#4								
Iron, Ferric	ND	mg/L	0.20		1		10/15/15 00:00	7439-89-6	
4500H+ pH, Electrometric	Analytical Method: SM 4500-H+B								
pH at 25 Degrees C	**6.0**	Std. Units	0.10	0.10	1		10/06/15 19:00		H6
4500S2D Sulfide, Total	Analytical Method: SM 4500-S-2 D								
Sulfide, Total	ND	mg/L	0.050	0.012	1		10/13/15 07:37	18496-25-8	
300.0 IC Anions 28 Days	Analytical Method: EPA 300.0								
Chloride	**214**	mg/L	25.0	12.5	25		10/11/15 19:12	16887-00-6	
Sulfate	**362**	mg/L	25.0	5.9	25		10/11/15 19:12	14808-79-8	
350.1 Ammonia	Analytical Method: EPA 350.1								
Nitrogen, Ammonia	ND	mg/L	0.10	0.046	1		10/14/15 11:15	7664-41-7	
353.2 Nitrogen, NO2/NO3 unpres	Analytical Method: EPA 353.2								
Nitrogen, Nitrate	**0.32**	mg/L	0.10	0.014	1		10/07/15 14:27		
Nitrogen, Nitrite	ND	mg/L	0.10	0.023	1		10/07/15 14:27		
Nitrogen, NO2 plus NO3	**0.32**	mg/L	0.10	0.014	1		10/07/15 14:27		
365.4 Total Phosphorus	Analytical Method: EPA 365.4								
Phosphorus as PO4	**0.71**	mg/L	0.31		1		10/15/15 11:37		
Total Carbon Dioxide Calc	Analytical Method: SM 4500-CO2 D								
Carbon Dioxide Calculation	**305**	mg/L	20.0	20.0	1		10/16/15 00:00		
5310C TOC	Analytical Method: SM 5310C								
Total Organic Carbon	**0.49J**	mg/L	1.0	0.46	1		10/13/15 17:42	7440-44-0	

REPORT OF LABORATORY ANALYSIS

This report shall not be reproduced, except in full,
without the written consent of Pace Analytical Services, Inc..

Pace Analytical Services, Inc.
9608 Loiret Blvd.
Lenexa, KS 66219
(913)599-5665

ANALYTICAL RESULTS

Project: Fort Smith, AR
Pace Project No.: 60204425

Sample: MW-68-201510 **Lab ID: 60204425027** Collected: 10/06/15 10:00 Received: 10/07/15 08:45 Matrix: Water

Parameters	Results	Units	Report Limit	MDL	DF	Prepared	Analyzed	CAS No.	Qual
Alcohol by Direct Inject GCFID	Analytical Method: EPA 8015 - Alcohol								
2-Chloroethanol	ND	ug/L	10000	1980	1		10/12/15 20:10	107-07-3	
6010 MET ICP	Analytical Method: EPA 6010 Preparation Method: EPA 3010								
Iron	**149**	ug/L	50.0	9.0	1	10/08/15 09:50	10/09/15 18:56	7439-89-6	
Manganese	**1270**	ug/L	5.0	2.4	1	10/08/15 09:50	10/09/15 18:56	7439-96-5	
8260 MSV	Analytical Method: EPA 5030B/8260								
Acetone	ND	ug/L	10.0	1.9	1		10/09/15 04:21	67-64-1	
Benzene	ND	ug/L	1.0	0.060	1		10/09/15 04:21	71-43-2	
Bromodichloromethane	ND	ug/L	1.0	0.19	1		10/09/15 04:21	75-27-4	
Bromoform	ND	ug/L	1.0	0.070	1		10/09/15 04:21	75-25-2	
Bromomethane	ND	ug/L	5.0	0.16	1		10/09/15 04:21	74-83-9	
2-Butanone (MEK)	ND	ug/L	10.0	0.59	1		10/09/15 04:21	78-93-3	
Carbon disulfide	ND	ug/L	5.0	0.12	1		10/09/15 04:21	75-15-0	
Carbon tetrachloride	ND	ug/L	1.0	0.18	1		10/09/15 04:21	56-23-5	
Chlorobenzene	ND	ug/L	1.0	0.21	1		10/09/15 04:21	108-90-7	
Chloroethane	ND	ug/L	1.0	0.15	1		10/09/15 04:21	75-00-3	
Chloroform	ND	ug/L	1.0	0.14	1		10/09/15 04:21	67-66-3	
Chloromethane	**0.27J**	ug/L	1.0	0.080	1		10/09/15 04:21	74-87-3	B
Dibromochloromethane	ND	ug/L	1.0	0.21	1		10/09/15 04:21	124-48-1	
1,1-Dichloroethane	ND	ug/L	1.0	0.050	1		10/09/15 04:21	75-34-3	
1,2-Dichloroethane	ND	ug/L	1.0	0.12	1		10/09/15 04:21	107-06-2	
1,1-Dichloroethene	ND	ug/L	1.0	0.20	1		10/09/15 04:21	75-35-4	
cis-1,2-Dichloroethene	ND	ug/L	1.0	0.080	1		10/09/15 04:21	156-59-2	
trans-1,2-Dichloroethene	ND	ug/L	1.0	0.20	1		10/09/15 04:21	156-60-5	
1,2-Dichloropropane	ND	ug/L	1.0	0.16	1		10/09/15 04:21	78-87-5	
cis-1,3-Dichloropropene	ND	ug/L	1.0	0.14	1		10/09/15 04:21	10061-01-5	
trans-1,3-Dichloropropene	ND	ug/L	1.0	0.12	1		10/09/15 04:21	10061-02-6	
Ethylbenzene	ND	ug/L	1.0	0.18	1		10/09/15 04:21	100-41-4	
2-Hexanone	ND	ug/L	10.0	1.2	1		10/09/15 04:21	591-78-6	
Methylene chloride	ND	ug/L	1.0	0.15	1		10/09/15 04:21	75-09-2	
4-Methyl-2-pentanone (MIBK)	ND	ug/L	10.0	0.42	1		10/09/15 04:21	108-10-1	
Styrene	ND	ug/L	1.0	0.12	1		10/09/15 04:21	100-42-5	
1,1,2,2-Tetrachloroethane	ND	ug/L	1.0	0.15	1		10/09/15 04:21	79-34-5	
Tetrachloroethene	ND	ug/L	1.0	0.10	1		10/09/15 04:21	127-18-4	
Toluene	ND	ug/L	1.0	0.17	1		10/09/15 04:21	108-88-3	
1,1,1-Trichloroethane	ND	ug/L	1.0	0.11	1		10/09/15 04:21	71-55-6	
1,1,2-Trichloroethane	ND	ug/L	1.0	0.20	1		10/09/15 04:21	79-00-5	
Trichloroethene	ND	ug/L	1.0	0.17	1		10/09/15 04:21	79-01-6	
Vinyl chloride	ND	ug/L	1.0	0.13	1		10/09/15 04:21	75-01-4	
Xylene (Total)	ND	ug/L	3.0	0.42	1		10/09/15 04:21	1330-20-7	
Surrogates									
4-Bromofluorobenzene (S)	97	%	80-120		1		10/09/15 04:21	460-00-4	
1,2-Dichloroethane-d4 (S)	96	%	80-120		1		10/09/15 04:21	17060-07-0	
Toluene-d8 (S)	103	%	80-120		1		10/09/15 04:21	2037-26-5	
Preservation pH	**1.0**		0.10	0.10	1		10/09/15 04:21		

REPORT OF LABORATORY ANALYSIS

This report shall not be reproduced, except in full,
without the written consent of Pace Analytical Services, Inc..

Pace Analytical Services, Inc.
9608 Loiret Blvd.
Lenexa, KS 66219
(913)599-5665

ANALYTICAL RESULTS

Project: Fort Smith, AR
Pace Project No.: 60204425

Sample: MW-68-201510 **Lab ID: 60204425027** Collected: 10/06/15 10:00 Received: 10/07/15 08:45 Matrix: Water

Parameters	Results	Units	Report Limit	MDL	DF	Prepared	Analyzed	CAS No.	Qual
2320B Alkalinity	Analytical Method: SM 2320B								
Alkalinity,Bicarbonate (CaCO3)	**12.8J**	mg/L	20.0	2.0	1		10/09/15 15:17		
Alkalinity, Carbonate (CaCO3)	ND	mg/L	20.0	2.0	1		10/09/15 15:17		
Alkalinity, Total as CaCO3	**12.8J**	mg/L	20.0	2.0	1		10/09/15 15:17		
Iron, Ferric (Calculation)	Analytical Method: SM 3500-Fe B#4								
Iron, Ferric	ND	mg/L	0.20		1		10/15/15 00:00	7439-89-6	
4500H+ pH, Electrometric	Analytical Method: SM 4500-H+B								
pH at 25 Degrees C	**5.0**	Std. Units	0.10	0.10	1		10/06/15 19:00		H6
4500S2D Sulfide, Total	Analytical Method: SM 4500-S-2 D								
Sulfide, Total	ND	mg/L	0.050	0.012	1		10/13/15 07:37	18496-25-8	
300.0 IC Anions 28 Days	Analytical Method: EPA 300.0								
Chloride	**309**	mg/L	20.0	10.0	20		10/11/15 19:44	16887-00-6	
Sulfate	**0.88J**	mg/L	1.0	0.24	1		10/11/15 19:28	14808-79-8	
350.1 Ammonia	Analytical Method: EPA 350.1								
Nitrogen, Ammonia	ND	mg/L	0.10	0.046	1		10/14/15 11:16	7664-41-7	
353.2 Nitrogen, NO2/NO3 unpres	Analytical Method: EPA 353.2								
Nitrogen, Nitrate	ND	mg/L	0.10	0.014	1		10/07/15 14:28		
Nitrogen, Nitrite	ND	mg/L	0.10	0.023	1		10/07/15 14:28		
Nitrogen, NO2 plus NO3	ND	mg/L	0.10	0.014	1		10/07/15 14:28		
365.4 Total Phosphorus	Analytical Method: EPA 365.4								
Phosphorus as PO4	ND	mg/L	0.31		1		10/15/15 11:38		
Total Carbon Dioxide Calc	Analytical Method: SM 4500-CO2 D								
Carbon Dioxide Calculation	ND	mg/L	20.0	20.0	1		10/16/15 00:00		
5310C TOC	Analytical Method: SM 5310C								
Total Organic Carbon	ND	mg/L	1.0	0.46	1		10/13/15 18:21	7440-44-0	

REPORT OF LABORATORY ANALYSIS

This report shall not be reproduced, except in full,
without the written consent of Pace Analytical Services, Inc..

Pace Analytical Services, Inc.
9608 Loiret Blvd.
Lenexa, KS 66219
(913)599-5665

ANALYTICAL RESULTS

Project: Fort Smith, AR
Pace Project No.: 60204425

Sample: MW-36R-201510 **Lab ID: 60204425028** Collected: 10/06/15 09:35 Received: 10/07/15 08:45 Matrix: Water

Parameters	Results	Units	Report Limit	MDL	DF	Prepared	Analyzed	CAS No.	Qual
Alcohol by Direct Inject GCFID	Analytical Method: EPA 8015 - Alcohol								
2-Chloroethanol	ND	ug/L	10000	1980	1		10/13/15 09:20	107-07-3	
6010 MET ICP	Analytical Method: EPA 6010 Preparation Method: EPA 3010								
Iron	**570**	ug/L	50.0	9.0	1	10/08/15 09:50	10/14/15 16:15	7439-89-6	
Manganese	**1560**	ug/L	5.0	2.4	1	10/08/15 09:50	10/14/15 16:15	7439-96-5	
8260 MSV	Analytical Method: EPA 5030B/8260								
Acetone	**25.7**	ug/L	10.0	1.9	1		10/12/15 16:10	67-64-1	L1
Benzene	**0.22J**	ug/L	1.0	0.060	1		10/12/15 16:10	71-43-2	
Bromodichloromethane	ND	ug/L	1.0	0.19	1		10/12/15 16:10	75-27-4	
Bromoform	**0.92J**	ug/L	1.0	0.070	1		10/12/15 16:10	75-25-2	
Bromomethane	**48.1**	ug/L	5.0	0.16	1		10/12/15 16:10	74-83-9	
2-Butanone (MEK)	ND	ug/L	10.0	0.59	1		10/12/15 16:10	78-93-3	
Carbon disulfide	**0.41J**	ug/L	5.0	0.12	1		10/12/15 16:10	75-15-0	
Carbon tetrachloride	ND	ug/L	1.0	0.18	1		10/12/15 16:10	56-23-5	
Chlorobenzene	ND	ug/L	1.0	0.21	1		10/12/15 16:10	108-90-7	
Chloroethane	ND	ug/L	1.0	0.15	1		10/12/15 16:10	75-00-3	
Chloroform	**0.94J**	ug/L	1.0	0.14	1		10/12/15 16:10	67-66-3	
Chloromethane	**45.4**	ug/L	1.0	0.080	1		10/12/15 16:10	74-87-3	
Dibromochloromethane	ND	ug/L	1.0	0.21	1		10/12/15 16:10	124-48-1	
1,1-Dichloroethane	ND	ug/L	1.0	0.050	1		10/12/15 16:10	75-34-3	
1,2-Dichloroethane	ND	ug/L	1.0	0.12	1		10/12/15 16:10	107-06-2	
1,1-Dichloroethene	ND	ug/L	1.0	0.20	1		10/12/15 16:10	75-35-4	
cis-1,2-Dichloroethene	ND	ug/L	1.0	0.080	1		10/12/15 16:10	156-59-2	
trans-1,2-Dichloroethene	ND	ug/L	1.0	0.20	1		10/12/15 16:10	156-60-5	
1,2-Dichloropropane	ND	ug/L	1.0	0.16	1		10/12/15 16:10	78-87-5	
cis-1,3-Dichloropropene	ND	ug/L	1.0	0.14	1		10/12/15 16:10	10061-01-5	
trans-1,3-Dichloropropene	ND	ug/L	1.0	0.12	1		10/12/15 16:10	10061-02-6	
Ethylbenzene	ND	ug/L	1.0	0.18	1		10/12/15 16:10	100-41-4	
2-Hexanone	ND	ug/L	10.0	1.2	1		10/12/15 16:10	591-78-6	
Methylene chloride	ND	ug/L	1.0	0.15	1		10/12/15 16:10	75-09-2	
4-Methyl-2-pentanone (MIBK)	ND	ug/L	10.0	0.42	1		10/12/15 16:10	108-10-1	
Styrene	ND	ug/L	1.0	0.12	1		10/12/15 16:10	100-42-5	
1,1,2,2-Tetrachloroethane	ND	ug/L	1.0	0.15	1		10/12/15 16:10	79-34-5	
Tetrachloroethene	ND	ug/L	1.0	0.10	1		10/12/15 16:10	127-18-4	
Toluene	ND	ug/L	1.0	0.17	1		10/12/15 16:10	108-88-3	
1,1,1-Trichloroethane	ND	ug/L	1.0	0.11	1		10/12/15 16:10	71-55-6	
1,1,2-Trichloroethane	ND	ug/L	1.0	0.20	1		10/12/15 16:10	79-00-5	
Trichloroethene	ND	ug/L	1.0	0.17	1		10/12/15 16:10	79-01-6	
Vinyl chloride	ND	ug/L	1.0	0.13	1		10/12/15 16:10	75-01-4	
Xylene (Total)	ND	ug/L	3.0	0.42	1		10/12/15 16:10	1330-20-7	
Surrogates									
4-Bromofluorobenzene (S)	98	%	80-120		1		10/12/15 16:10	460-00-4	
1,2-Dichloroethane-d4 (S)	102	%	80-120		1		10/12/15 16:10	17060-07-0	
Toluene-d8 (S)	100	%	80-120		1		10/12/15 16:10	2037-26-5	
Preservation pH	**2.0**		0.10	0.10	1		10/12/15 16:10		

REPORT OF LABORATORY ANALYSIS

This report shall not be reproduced, except in full,
without the written consent of Pace Analytical Services, Inc..

Pace Analytical Services, Inc.
9608 Loiret Blvd.
Lenexa, KS 66219
(913)599-5665

ANALYTICAL RESULTS

Project: Fort Smith, AR
Pace Project No.: 60204425

Sample: MW-36R-201510 **Lab ID: 60204425028** Collected: 10/06/15 09:35 Received: 10/07/15 08:45 Matrix: Water

Parameters	Results	Units	Report Limit	MDL	DF	Prepared	Analyzed	CAS No.	Qual
2320B Alkalinity	Analytical Method: SM 2320B								
Alkalinity,Bicarbonate (CaCO3)	ND	mg/L	20.0	2.0	1		10/09/15 15:28		
Alkalinity, Carbonate (CaCO3)	ND	mg/L	20.0	2.0	1		10/09/15 15:28		
Alkalinity, Total as CaCO3	ND	mg/L	20.0	2.0	1		10/09/15 15:28		
Iron, Ferric (Calculation)	Analytical Method: SM 3500-Fe B#4								
Iron, Ferric	**0.53**	mg/L	0.20		1		10/15/15 00:00	7439-89-6	
4500H+ pH, Electrometric	Analytical Method: SM 4500-H+B								
pH at 25 Degrees C	**4.2**	Std. Units	0.10	0.10	1		10/06/15 19:00		H6
4500S2D Sulfide, Total	Analytical Method: SM 4500-S-2 D								
Sulfide, Total	ND	mg/L	0.050	0.012	1		10/13/15 07:39	18496-25-8	
300.0 IC Anions 28 Days	Analytical Method: EPA 300.0								
Chloride	**199**	mg/L	20.0	10.0	20		10/12/15 14:17	16887-00-6	
Sulfate	**2060**	mg/L	200	47.3	200		10/13/15 02:06	14808-79-8	
350.1 Ammonia	Analytical Method: EPA 350.1								
Nitrogen, Ammonia	**0.16**	mg/L	0.10	0.046	1		10/14/15 11:22	7664-41-7	
353.2 Nitrogen, NO2/NO3 unpres	Analytical Method: EPA 353.2								
Nitrogen, Nitrate	**1.1**	mg/L	0.10	0.014	1		10/07/15 13:59		
Nitrogen, Nitrite	ND	mg/L	0.10	0.023	1		10/07/15 13:59		
Nitrogen, NO2 plus NO3	**1.1**	mg/L	0.10	0.014	1		10/07/15 13:59		
365.4 Total Phosphorus	Analytical Method: EPA 365.4								
Phosphorus as PO4	ND	mg/L	0.31		1		10/15/15 11:40		
Total Carbon Dioxide Calc	Analytical Method: SM 4500-CO2 D								
Carbon Dioxide Calculation	ND	mg/L	20.0	20.0	1		10/16/15 00:00		
5310C TOC	Analytical Method: SM 5310C								
Total Organic Carbon	**1.1**	mg/L	1.0	0.46	1		10/13/15 18:34	7440-44-0	

REPORT OF LABORATORY ANALYSIS

This report shall not be reproduced, except in full,
without the written consent of Pace Analytical Services, Inc..

Pace Analytical Services, Inc.
9608 Loiret Blvd.
Lenexa, KS 66219
(913)599-5665

ANALYTICAL RESULTS

Project: Fort Smith, AR
Pace Project No.: 60204425

Sample: TB-10-201510 **Lab ID: 60204425029** Collected: 10/06/15 08:00 Received: 10/07/15 08:45 Matrix: Water

Parameters	Results	Units	Report Limit	MDL	DF	Prepared	Analyzed	CAS No.	Qual
8260 MSV	Analytical Method: EPA 5030B/8260								
Acetone	ND	ug/L	10.0	1.9	1		10/09/15 03:52	67-64-1	
Benzene	ND	ug/L	1.0	0.060	1		10/09/15 03:52	71-43-2	
Bromodichloromethane	ND	ug/L	1.0	0.19	1		10/09/15 03:52	75-27-4	
Bromoform	ND	ug/L	1.0	0.070	1		10/09/15 03:52	75-25-2	
Bromomethane	ND	ug/L	5.0	0.16	1		10/09/15 03:52	74-83-9	
2-Butanone (MEK)	ND	ug/L	10.0	0.59	1		10/09/15 03:52	78-93-3	
Carbon disulfide	ND	ug/L	5.0	0.12	1		10/09/15 03:52	75-15-0	
Carbon tetrachloride	ND	ug/L	1.0	0.18	1		10/09/15 03:52	56-23-5	
Chlorobenzene	ND	ug/L	1.0	0.21	1		10/09/15 03:52	108-90-7	
Chloroethane	ND	ug/L	1.0	0.15	1		10/09/15 03:52	75-00-3	
Chloroform	**0.25J**	ug/L	1.0	0.14	1		10/09/15 03:52	67-66-3	
Chloromethane	**0.092J**	ug/L	1.0	0.080	1		10/09/15 03:52	74-87-3	B
Dibromochloromethane	ND	ug/L	1.0	0.21	1		10/09/15 03:52	124-48-1	
1,1-Dichloroethane	ND	ug/L	1.0	0.050	1		10/09/15 03:52	75-34-3	
1,2-Dichloroethane	ND	ug/L	1.0	0.12	1		10/09/15 03:52	107-06-2	
1,1-Dichloroethene	ND	ug/L	1.0	0.20	1		10/09/15 03:52	75-35-4	
cis-1,2-Dichloroethene	ND	ug/L	1.0	0.080	1		10/09/15 03:52	156-59-2	
trans-1,2-Dichloroethene	ND	ug/L	1.0	0.20	1		10/09/15 03:52	156-60-5	
1,2-Dichloropropane	ND	ug/L	1.0	0.16	1		10/09/15 03:52	78-87-5	
cis-1,3-Dichloropropene	ND	ug/L	1.0	0.14	1		10/09/15 03:52	10061-01-5	
trans-1,3-Dichloropropene	ND	ug/L	1.0	0.12	1		10/09/15 03:52	10061-02-6	
Ethylbenzene	ND	ug/L	1.0	0.18	1		10/09/15 03:52	100-41-4	
2-Hexanone	ND	ug/L	10.0	1.2	1		10/09/15 03:52	591-78-6	
Methylene chloride	ND	ug/L	1.0	0.15	1		10/09/15 03:52	75-09-2	
4-Methyl-2-pentanone (MIBK)	ND	ug/L	10.0	0.42	1		10/09/15 03:52	108-10-1	
Styrene	ND	ug/L	1.0	0.12	1		10/09/15 03:52	100-42-5	
1,1,2,2-Tetrachloroethane	ND	ug/L	1.0	0.15	1		10/09/15 03:52	79-34-5	
Tetrachloroethene	ND	ug/L	1.0	0.10	1		10/09/15 03:52	127-18-4	
Toluene	ND	ug/L	1.0	0.17	1		10/09/15 03:52	108-88-3	
1,1,1-Trichloroethane	ND	ug/L	1.0	0.11	1		10/09/15 03:52	71-55-6	
1,1,2-Trichloroethane	ND	ug/L	1.0	0.20	1		10/09/15 03:52	79-00-5	
Trichloroethene	ND	ug/L	1.0	0.17	1		10/09/15 03:52	79-01-6	
Vinyl chloride	ND	ug/L	1.0	0.13	1		10/09/15 03:52	75-01-4	
Xylene (Total)	ND	ug/L	3.0	0.42	1		10/09/15 03:52	1330-20-7	
Surrogates									
4-Bromofluorobenzene (S)	97	%	80-120		1		10/09/15 03:52	460-00-4	
1,2-Dichloroethane-d4 (S)	98	%	80-120		1		10/09/15 03:52	17060-07-0	
Toluene-d8 (S)	103	%	80-120		1		10/09/15 03:52	2037-26-5	
Preservation pH	**1.0**		0.10	0.10	1		10/09/15 03:52		

REPORT OF LABORATORY ANALYSIS

This report shall not be reproduced, except in full,
without the written consent of Pace Analytical Services, Inc..

Pace Analytical Services, Inc.
9608 Loiret Blvd.
Lenexa, KS 66219
(913)599-5665

QUALITY CONTROL DATA

Project: Fort Smith, AR
Pace Project No.: 60204425

QC Batch: GCSV/4447 Analysis Method: EPA 8015 - Alcohol
QC Batch Method: EPA 8015 - Alcohol Analysis Description: Alcohol by Direct Inject GCFID
Associated Lab Samples: 60204425001, 60204425002, 60204425003, 60204425005, 60204425006, 60204425007, 60204425008, 60204425010, 60204425011, 60204425012

METHOD BLANK: 170625 Matrix: Water
Associated Lab Samples:

Parameter	Units	Blank Result	Reporting Limit	Analyzed	Qualifiers
2-Chloroethanol	ug/L	ND	10000	10/12/15 10:43	

LABORATORY CONTROL SAMPLE: 170626

Parameter	Units	Spike Conc.	LCS Result	LCS % Rec	% Rec Limits	Qualifiers
2-Chloroethanol	ug/L	100000	94100	94	40-140	

MATRIX SPIKE & MATRIX SPIKE DUPLICATE: 170627 170628

Parameter	Units	60204425003 Result	MS Spike Conc.	MSD Spike Conc.	MS Result	MSD Result	MS % Rec	MSD % Rec	% Rec Limits	RPD	Max RPD	Qual
2-Chloroethanol	ug/L	ND	100000	100000	98900	102000	99	102	40-140	3	40	

Results presented on this page are in the units indicated by the "Units" column except where an alternate unit is presented to the right of the result.

REPORT OF LABORATORY ANALYSIS

This report shall not be reproduced, except in full,
without the written consent of Pace Analytical Services, Inc..

Pace Analytical Services, Inc.
9608 Loiret Blvd.
Lenexa, KS 66219
(913)599-5665

QUALITY CONTROL DATA

Project: Fort Smith, AR
Pace Project No.: 60204425

QC Batch: GCSV/4450 Analysis Method: EPA 8015 - Alcohol
QC Batch Method: EPA 8015 - Alcohol Analysis Description: Alcohol by Direct Inject GCFID
Associated Lab Samples: 60204425013, 60204425016, 60204425017, 60204425019, 60204425020, 60204425023, 60204425024, 60204425025, 60204425026, 60204425027, 60204425028

METHOD BLANK: 170645 Matrix: Water
Associated Lab Samples:

Parameter	Units	Blank Result	Reporting Limit	Analyzed	Qualifiers
2-Chloroethanol	ug/L	ND	10000	10/12/15 13:49	

LABORATORY CONTROL SAMPLE: 170646

Parameter	Units	Spike Conc.	LCS Result	LCS % Rec	% Rec Limits	Qualifiers
2-Chloroethanol	ug/L	100000	95200	95	40-140	

MATRIX SPIKE & MATRIX SPIKE DUPLICATE: 170647 170648

Parameter	Units	60204563001 Result	MS Spike Conc.	MSD Spike Conc.	MS Result	MSD Result	MS % Rec	MSD % Rec	% Rec Limits	RPD	Max RPD	Qual
2-Chloroethanol	ug/L	ND	100000	100000	102000	101000	102	101	40-140	0	40	

Results presented on this page are in the units indicated by the "Units" column except where an alternate unit is presented to the right of the result.

REPORT OF LABORATORY ANALYSIS

This report shall not be reproduced, except in full,
without the written consent of Pace Analytical Services, Inc..

Pace Analytical Services, Inc.
9608 Loiret Blvd.
Lenexa, KS 66219
(913)599-5665

QUALITY CONTROL DATA

Project: Fort Smith, AR
Pace Project No.: 60204425

QC Batch: MPRP/33448 Analysis Method: EPA 6010
QC Batch Method: EPA 3010 Analysis Description: 6010 MET
Associated Lab Samples: 60204425001, 60204425002, 60204425003, 60204425005, 60204425006, 60204425007, 60204425008, 60204425010, 60204425011, 60204425012, 60204425013, 60204425016, 60204425017, 60204425019, 60204425020, 60204425023, 60204425024, 60204425025, 60204425026, 60204425027

METHOD BLANK: 1646311 Matrix: Water
Associated Lab Samples: 60204425001, 60204425002, 60204425003, 60204425005, 60204425006, 60204425007, 60204425008, 60204425010, 60204425011, 60204425012, 60204425013, 60204425016, 60204425017, 60204425019, 60204425020, 60204425023, 60204425024, 60204425025, 60204425026, 60204425027

Parameter	Units	Blank Result	Reporting Limit	Analyzed	Qualifiers
Iron	ug/L	ND	50.0	10/09/15 16:16	
Manganese	ug/L	ND	5.0	10/09/15 16:16	

LABORATORY CONTROL SAMPLE: 1646312

Parameter	Units	Spike Conc.	LCS Result	LCS % Rec	% Rec Limits	Qualifiers
Iron	ug/L	10000	9800	98	80-120	
Manganese	ug/L	1000	996	100	80-120	

MATRIX SPIKE & MATRIX SPIKE DUPLICATE: 1646313 1646314

Parameter	Units	60204425003 Result	MS Spike Conc.	MSD Spike Conc.	MS Result	MSD Result	MS % Rec	MSD % Rec	% Rec Limits	RPD	Max RPD	Qual
Iron	ug/L	1810	10000	10000	11400	11200	96	94	75-125	2	20	
Manganese	ug/L	5360	1000	1000	6290	6110	93	75	75-125	3	20	

Results presented on this page are in the units indicated by the "Units" column except where an alternate unit is presented to the right of the result.

REPORT OF LABORATORY ANALYSIS

This report shall not be reproduced, except in full,
without the written consent of Pace Analytical Services, Inc..

Pace Analytical Services, Inc.
9608 Loiret Blvd.
Lenexa, KS 66219
(913)599-5665

QUALITY CONTROL DATA

Project: Fort Smith, AR
Pace Project No.: 60204425

QC Batch: MPRP/33449
QC Batch Method: EPA 3010
Analysis Method: EPA 6010
Analysis Description: 6010 MET
Associated Lab Samples: 60204425028

METHOD BLANK: 1646321
Matrix: Water
Associated Lab Samples: 60204425028

Parameter	Units	Blank Result	Reporting Limit	Analyzed	Qualifiers
Iron	ug/L	ND	50.0	10/14/15 16:11	
Manganese	ug/L	ND	5.0	10/14/15 16:11	

LABORATORY CONTROL SAMPLE: 1646322

Parameter	Units	Spike Conc.	LCS Result	LCS % Rec	% Rec Limits	Qualifiers
Iron	ug/L	10000	9770	98	80-120	
Manganese	ug/L	1000	1000	100	80-120	

MATRIX SPIKE & MATRIX SPIKE DUPLICATE: 1646323 1646324

Parameter	Units	60204425028 Result	MS Spike Conc.	MSD Spike Conc.	MS Result	MSD Result	MS % Rec	MSD % Rec	% Rec Limits	RPD	Max RPD	Qual
Iron	ug/L	570	10000	10000	9030	9350	85	88	75-125	3	20	
Manganese	ug/L	1560	1000	1000	2460	2480	90	92	75-125	1	20	

Results presented on this page are in the units indicated by the "Units" column except where an alternate unit is presented to the right of the result.

REPORT OF LABORATORY ANALYSIS

This report shall not be reproduced, except in full,
without the written consent of Pace Analytical Services, Inc..

Pace Analytical Services, Inc.
9608 Loiret Blvd.
Lenexa, KS 66219
(913)599-5665

QUALITY CONTROL DATA

Project: Fort Smith, AR
Pace Project No.: 60204425

QC Batch: MSV/72134 Analysis Method: EPA 5030B/8260
QC Batch Method: EPA 5030B/8260 Analysis Description: 8260 MSV Water 10 mL Purge
Associated Lab Samples: 60204425001, 60204425002, 60204425003

METHOD BLANK: 1646422 Matrix: Water
Associated Lab Samples: 60204425001, 60204425002, 60204425003

Parameter	Units	Blank Result	Reporting Limit	Analyzed	Qualifiers
1,1,1-Trichloroethane	ug/L	ND	1.0	10/08/15 15:08	
1,1,2,2-Tetrachloroethane	ug/L	ND	1.0	10/08/15 15:08	
1,1,2-Trichloroethane	ug/L	ND	1.0	10/08/15 15:08	
1,1-Dichloroethane	ug/L	ND	1.0	10/08/15 15:08	
1,1-Dichloroethene	ug/L	ND	1.0	10/08/15 15:08	
1,2-Dichloroethane	ug/L	ND	1.0	10/08/15 15:08	
1,2-Dichloropropane	ug/L	ND	1.0	10/08/15 15:08	
2-Butanone (MEK)	ug/L	ND	10.0	10/08/15 15:08	
2-Hexanone	ug/L	ND	10.0	10/08/15 15:08	
4-Methyl-2-pentanone (MIBK)	ug/L	ND	10.0	10/08/15 15:08	
Acetone	ug/L	ND	10.0	10/08/15 15:08	
Benzene	ug/L	ND	1.0	10/08/15 15:08	
Bromodichloromethane	ug/L	ND	1.0	10/08/15 15:08	
Bromoform	ug/L	ND	1.0	10/08/15 15:08	
Bromomethane	ug/L	ND	5.0	10/08/15 15:08	
Carbon disulfide	ug/L	ND	5.0	10/08/15 15:08	
Carbon tetrachloride	ug/L	ND	1.0	10/08/15 15:08	
Chlorobenzene	ug/L	ND	1.0	10/08/15 15:08	
Chloroethane	ug/L	ND	1.0	10/08/15 15:08	
Chloroform	ug/L	ND	1.0	10/08/15 15:08	
Chloromethane	ug/L	0.11J	1.0	10/08/15 15:08	
cis-1,2-Dichloroethene	ug/L	ND	1.0	10/08/15 15:08	
cis-1,3-Dichloropropene	ug/L	ND	1.0	10/08/15 15:08	
Dibromochloromethane	ug/L	ND	1.0	10/08/15 15:08	
Ethylbenzene	ug/L	ND	1.0	10/08/15 15:08	
Methylene chloride	ug/L	ND	1.0	10/08/15 15:08	
Styrene	ug/L	ND	1.0	10/08/15 15:08	
Tetrachloroethene	ug/L	ND	1.0	10/08/15 15:08	
Toluene	ug/L	ND	1.0	10/08/15 15:08	
trans-1,2-Dichloroethene	ug/L	ND	1.0	10/08/15 15:08	
trans-1,3-Dichloropropene	ug/L	ND	1.0	10/08/15 15:08	
Trichloroethene	ug/L	0.21J	1.0	10/08/15 15:08	
Vinyl chloride	ug/L	ND	1.0	10/08/15 15:08	
Xylene (Total)	ug/L	ND	3.0	10/08/15 15:08	
1,2-Dichloroethane-d4 (S)	%	96	80-120	10/08/15 15:08	
4-Bromofluorobenzene (S)	%	98	80-120	10/08/15 15:08	
Toluene-d8 (S)	%	97	80-120	10/08/15 15:08	

Results presented on this page are in the units indicated by the "Units" column except where an alternate unit is presented to the right of the result.

REPORT OF LABORATORY ANALYSIS

This report shall not be reproduced, except in full,
without the written consent of Pace Analytical Services, Inc..

Pace Analytical Services, Inc.
9608 Loiret Blvd.
Lenexa, KS 66219
(913)599-5665

QUALITY CONTROL DATA

Project: Fort Smith, AR
Pace Project No.: 60204425

LABORATORY CONTROL SAMPLE: 1646423

Parameter	Units	Spike Conc.	LCS Result	LCS % Rec	% Rec Limits	Qualifiers
1,1,1-Trichloroethane	ug/L	20	19.2	96	80-120	
1,1,2,2-Tetrachloroethane	ug/L	20	18.1	90	73-121	
1,1,2-Trichloroethane	ug/L	20	18.7	94	80-120	
1,1-Dichloroethane	ug/L	20	20.5	103	80-120	
1,1-Dichloroethene	ug/L	20	19.3	96	80-120	
1,2-Dichloroethane	ug/L	20	19.2	96	81-120	
1,2-Dichloropropane	ug/L	20	20.1	101	80-120	
2-Butanone (MEK)	ug/L	100	115	115	67-122	
2-Hexanone	ug/L	100	109	109	75-121	
4-Methyl-2-pentanone (MIBK)	ug/L	100	101	101	76-120	
Acetone	ug/L	100	118	118	72-120	
Benzene	ug/L	20	20.8	104	80-120	
Bromodichloromethane	ug/L	20	19.3	96	80-120	
Bromoform	ug/L	20	19.2	96	73-138	
Bromomethane	ug/L	20	23.9	119	38-137	
Carbon disulfide	ug/L	20	21.5	107	71-129	
Carbon tetrachloride	ug/L	20	19.2	96	67-146	
Chlorobenzene	ug/L	20	19.1	96	80-120	
Chloroethane	ug/L	20	21.3	107	76-120	
Chloroform	ug/L	20	18.7	93	80-120	
Chloromethane	ug/L	20	20.3	102	34-165	
cis-1,2-Dichloroethene	ug/L	20	19.8	99	80-120	
cis-1,3-Dichloropropene	ug/L	20	19.2	96	80-120	
Dibromochloromethane	ug/L	20	20.1	101	80-126	
Ethylbenzene	ug/L	20	19.9	99	80-120	
Methylene chloride	ug/L	20	20.4	102	80-120	
Styrene	ug/L	20	20.4	102	80-123	
Tetrachloroethene	ug/L	20	19.4	97	80-123	
Toluene	ug/L	20	19.3	96	80-120	
trans-1,2-Dichloroethene	ug/L	20	19.6	98	80-120	
trans-1,3-Dichloropropene	ug/L	20	19.5	98	80-129	
Trichloroethene	ug/L	20	18.7	94	80-120	
Vinyl chloride	ug/L	20	20.3	102	62-125	
Xylene (Total)	ug/L	60	58.8	98	80-120	
1,2-Dichloroethane-d4 (S)	%			97	80-120	
4-Bromofluorobenzene (S)	%			99	80-120	
Toluene-d8 (S)	%			100	80-120	

MATRIX SPIKE & MATRIX SPIKE DUPLICATE: 1646424 1646425

Parameter	Units	60204425003 Result	MS Spike Conc.	MSD Spike Conc.	MS Result	MSD Result	MS % Rec	MSD % Rec	% Rec Limits	RPD	Max RPD	Qual
1,1,1-Trichloroethane	ug/L	ND	20	20	21.2	20.8	106	104	88-124	2	9	
1,1,2,2-Tetrachloroethane	ug/L	ND	20	20	18.5	19.1	92	96	78-116	3	13	
1,1,2-Trichloroethane	ug/L	ND	20	20	18.6	18.9	93	94	84-112	2	10	

Results presented on this page are in the units indicated by the "Units" column except where an alternate unit is presented to the right of the result.

REPORT OF LABORATORY ANALYSIS

This report shall not be reproduced, except in full,
without the written consent of Pace Analytical Services, Inc..

Pace Analytical Services, Inc.
9608 Loiret Blvd.
Lenexa, KS 66219
(913)599-5665

QUALITY CONTROL DATA

Project: Fort Smith, AR
Pace Project No.: 60204425

MATRIX SPIKE & MATRIX SPIKE DUPLICATE: 1646424 1646425

Parameter	Units	60204425003 Result	MS Spike Conc.	MSD Spike Conc.	MS Result	MSD Result	MS % Rec	MSD % Rec	% Rec Limits	RPD	Max RPD	Qual
1,1-Dichloroethane	ug/L	ND	20	20	21.3	21.3	107	107	82-121	0	9	
1,1-Dichloroethene	ug/L	ND	20	20	21.0	21.1	105	105	78-124	0	12	
1,2-Dichloroethane	ug/L	ND	20	20	19.5	19.2	98	96	79-121	2	12	
1,2-Dichloropropane	ug/L	ND	20	20	20.1	20.4	101	102	82-119	1	10	
2-Butanone (MEK)	ug/L	ND	100	100	83.1	83.9	83	84	66-114	1	13	
2-Hexanone	ug/L	ND	100	100	88.2	89.5	88	90	71-116	2	13	
4-Methyl-2-pentanone (MIBK)	ug/L	ND	100	100	104	105	104	105	72-122	1	12	
Acetone	ug/L	ND	100	100	62.7	65.2	61	64	65-113	4	27	M1
Benzene	ug/L	ND	20	20	21.6	21.7	108	109	46-155	0	13	
Bromodichloromethane	ug/L	ND	20	20	19.9	19.8	100	99	77-127	1	10	
Bromoform	ug/L	ND	20	20	19.2	19.5	96	98	70-125	2	11	
Bromomethane	ug/L	ND	20	20	21.5	21.0	107	105	41-140	2	30	
Carbon disulfide	ug/L	0.22J	20	20	23.9	23.6	118	117	68-140	1	10	
Carbon tetrachloride	ug/L	ND	20	20	20.9	20.7	104	103	68-147	1	11	
Chlorobenzene	ug/L	ND	20	20	19.6	20.1	98	100	83-121	3	9	
Chloroethane	ug/L	ND	20	20	28.0	27.2	140	136	69-126	3	19	M1
Chloroform	ug/L	1.3	20	20	20.1	20.5	94	96	86-119	2	9	
Chloromethane	ug/L	ND	20	20	19.8	20.2	99	101	23-168	2	49	
cis-1,2-Dichloroethene	ug/L	0.53J	20	20	20.9	21.0	102	102	85-117	0	10	
cis-1,3-Dichloropropene	ug/L	ND	20	20	19.3	19.6	97	98	74-115	1	12	
Dibromochloromethane	ug/L	ND	20	20	19.5	19.2	97	96	65-134	1	11	
Ethylbenzene	ug/L	ND	20	20	20.5	20.8	102	104	51-148	2	14	
Methylene chloride	ug/L	ND	20	20	20.4	21.3	102	106	75-118	4	11	
Styrene	ug/L	ND	20	20	20.7	21.3	104	106	17-174	3	10	
Tetrachloroethene	ug/L	ND	20	20	20.6	20.7	103	103	78-127	1	9	
Toluene	ug/L	ND	20	20	20.4	20.4	102	102	47-149	0	16	
trans-1,2-Dichloroethene	ug/L	ND	20	20	20.3	20.5	101	102	84-119	1	12	
trans-1,3-Dichloropropene	ug/L	ND	20	20	19.7	19.4	98	97	71-120	1	10	
Trichloroethene	ug/L	4.4	20	20	22.7	23.3	92	95	70-135	3	10	
Vinyl chloride	ug/L	0.14J	20	20	21.2	20.8	105	103	58-130	2	11	
Xylene (Total)	ug/L	ND	60	60	60.1	61.9	100	103	39-158	3	15	
1,2-Dichloroethane-d4 (S)	%						98	96	80-120			
4-Bromofluorobenzene (S)	%						98	97	80-120			
Toluene-d8 (S)	%						97	98	80-120			
Preservation pH		1.0			1.0	1.0				0		

Results presented on this page are in the units indicated by the "Units" column except where an alternate unit is presented to the right of the result.

REPORT OF LABORATORY ANALYSIS

This report shall not be reproduced, except in full,
without the written consent of Pace Analytical Services, Inc..

Pace Analytical Services, Inc.
9608 Loiret Blvd.
Lenexa, KS 66219
(913)599-5665

QUALITY CONTROL DATA

Project: Fort Smith, AR
Pace Project No.: 60204425

QC Batch: MSV/72135 Analysis Method: EPA 5030B/8260
QC Batch Method: EPA 5030B/8260 Analysis Description: 8260 MSV Water 10 mL Purge
Associated Lab Samples: 60204425004, 60204425007, 60204425008, 60204425009, 60204425010, 60204425011, 60204425012, 60204425013, 60204425014, 60204425015, 60204425016, 60204425017, 60204425018, 60204425019, 60204425020, 60204425021, 60204425022, 60204425023

METHOD BLANK: 1646426 Matrix: Water
Associated Lab Samples: 60204425004, 60204425007, 60204425008, 60204425009, 60204425010, 60204425011, 60204425012, 60204425013, 60204425014, 60204425015, 60204425016, 60204425017, 60204425018, 60204425019, 60204425020, 60204425021, 60204425022, 60204425023

Parameter	Units	Blank Result	Reporting Limit	Analyzed	Qualifiers
1,1,1-Trichloroethane	ug/L	ND	1.0	10/08/15 20:54	
1,1,2,2-Tetrachloroethane	ug/L	ND	1.0	10/08/15 20:54	
1,1,2-Trichloroethane	ug/L	ND	1.0	10/08/15 20:54	
1,1-Dichloroethane	ug/L	ND	1.0	10/08/15 20:54	
1,1-Dichloroethene	ug/L	ND	1.0	10/08/15 20:54	
1,2-Dichloroethane	ug/L	ND	1.0	10/08/15 20:54	
1,2-Dichloropropane	ug/L	ND	1.0	10/08/15 20:54	
2-Butanone (MEK)	ug/L	ND	10.0	10/08/15 20:54	
2-Hexanone	ug/L	ND	10.0	10/08/15 20:54	
4-Methyl-2-pentanone (MIBK)	ug/L	ND	10.0	10/08/15 20:54	
Acetone	ug/L	ND	10.0	10/08/15 20:54	
Benzene	ug/L	ND	1.0	10/08/15 20:54	
Bromodichloromethane	ug/L	ND	1.0	10/08/15 20:54	
Bromoform	ug/L	ND	1.0	10/08/15 20:54	
Bromomethane	ug/L	ND	5.0	10/08/15 20:54	
Carbon disulfide	ug/L	ND	5.0	10/08/15 20:54	
Carbon tetrachloride	ug/L	ND	1.0	10/08/15 20:54	
Chlorobenzene	ug/L	ND	1.0	10/08/15 20:54	
Chloroethane	ug/L	ND	1.0	10/08/15 20:54	
Chloroform	ug/L	ND	1.0	10/08/15 20:54	
Chloromethane	ug/L	0.18J	1.0	10/08/15 20:54	
cis-1,2-Dichloroethene	ug/L	ND	1.0	10/08/15 20:54	
cis-1,3-Dichloropropene	ug/L	ND	1.0	10/08/15 20:54	
Dibromochloromethane	ug/L	ND	1.0	10/08/15 20:54	
Ethylbenzene	ug/L	ND	1.0	10/08/15 20:54	
Methylene chloride	ug/L	ND	1.0	10/08/15 20:54	
Styrene	ug/L	ND	1.0	10/08/15 20:54	
Tetrachloroethene	ug/L	ND	1.0	10/08/15 20:54	
Toluene	ug/L	ND	1.0	10/08/15 20:54	
trans-1,2-Dichloroethene	ug/L	ND	1.0	10/08/15 20:54	
trans-1,3-Dichloropropene	ug/L	ND	1.0	10/08/15 20:54	
Trichloroethene	ug/L	ND	1.0	10/08/15 20:54	
Vinyl chloride	ug/L	ND	1.0	10/08/15 20:54	
Xylene (Total)	ug/L	ND	3.0	10/08/15 20:54	
1,2-Dichloroethane-d4 (S)	%	99	80-120	10/08/15 20:54	
4-Bromofluorobenzene (S)	%	98	80-120	10/08/15 20:54	
Toluene-d8 (S)	%	99	80-120	10/08/15 20:54	

Results presented on this page are in the units indicated by the "Units" column except where an alternate unit is presented to the right of the result.

REPORT OF LABORATORY ANALYSIS

This report shall not be reproduced, except in full,
without the written consent of Pace Analytical Services, Inc..

Pace Analytical Services, Inc.
9608 Loiret Blvd.
Lenexa, KS 66219
(913)599-5665

QUALITY CONTROL DATA

Project: Fort Smith, AR
Pace Project No.: 60204425

LABORATORY CONTROL SAMPLE: 1646427

Parameter	Units	Spike Conc.	LCS Result	LCS % Rec	% Rec Limits	Qualifiers
1,1,1-Trichloroethane	ug/L	20	19.0	95	80-120	
1,1,2,2-Tetrachloroethane	ug/L	20	17.3	87	73-121	
1,1,2-Trichloroethane	ug/L	20	17.6	88	80-120	
1,1-Dichloroethane	ug/L	20	19.4	97	80-120	
1,1-Dichloroethene	ug/L	20	19.0	95	80-120	
1,2-Dichloroethane	ug/L	20	18.8	94	81-120	
1,2-Dichloropropane	ug/L	20	18.8	94	80-120	
2-Butanone (MEK)	ug/L	100	121	121	67-122	
2-Hexanone	ug/L	100	115	115	75-121	
4-Methyl-2-pentanone (MIBK)	ug/L	100	101	101	76-120	
Acetone	ug/L	100	132	132	72-120	L0
Benzene	ug/L	20	20.0	100	80-120	
Bromodichloromethane	ug/L	20	18.9	94	80-120	
Bromoform	ug/L	20	18.3	92	73-138	
Bromomethane	ug/L	20	23.3	117	38-137	
Carbon disulfide	ug/L	20	21.2	106	71-129	
Carbon tetrachloride	ug/L	20	18.5	92	67-146	
Chlorobenzene	ug/L	20	18.6	93	80-120	
Chloroethane	ug/L	20	20.5	103	76-120	
Chloroform	ug/L	20	18.1	90	80-120	
Chloromethane	ug/L	20	20.5	103	34-165	
cis-1,2-Dichloroethene	ug/L	20	19.0	95	80-120	
cis-1,3-Dichloropropene	ug/L	20	19.5	97	80-120	
Dibromochloromethane	ug/L	20	18.8	94	80-126	
Ethylbenzene	ug/L	20	19.4	97	80-120	
Methylene chloride	ug/L	20	20.2	101	80-120	
Styrene	ug/L	20	19.8	99	80-123	
Tetrachloroethene	ug/L	20	18.5	93	80-123	
Toluene	ug/L	20	18.8	94	80-120	
trans-1,2-Dichloroethene	ug/L	20	18.6	93	80-120	
trans-1,3-Dichloropropene	ug/L	20	18.4	92	80-129	
Trichloroethene	ug/L	20	18.1	90	80-120	
Vinyl chloride	ug/L	20	20.4	102	62-125	
Xylene (Total)	ug/L	60	56.6	94	80-120	
1,2-Dichloroethane-d4 (S)	%			98	80-120	
4-Bromofluorobenzene (S)	%			97	80-120	
Toluene-d8 (S)	%			99	80-120	

Results presented on this page are in the units indicated by the "Units" column except where an alternate unit is presented to the right of the result.

REPORT OF LABORATORY ANALYSIS

This report shall not be reproduced, except in full,
without the written consent of Pace Analytical Services, Inc..

Pace Analytical Services, Inc.
9608 Loiret Blvd.
Lenexa, KS 66219
(913)599-5665

QUALITY CONTROL DATA

Project: Fort Smith, AR
Pace Project No.: 60204425

QC Batch: MSV/72146 Analysis Method: EPA 5030B/8260
QC Batch Method: EPA 5030B/8260 Analysis Description: 8260 MSV Water 10 mL Purge
Associated Lab Samples: 60204425025, 60204425027, 60204425029

METHOD BLANK: 1646653 Matrix: Water
Associated Lab Samples: 60204425025, 60204425027, 60204425029

Parameter	Units	Blank Result	Reporting Limit	Analyzed	Qualifiers
1,1,1-Trichloroethane	ug/L	ND	1.0	10/09/15 02:54	
1,1,2,2-Tetrachloroethane	ug/L	ND	1.0	10/09/15 02:54	
1,1,2-Trichloroethane	ug/L	ND	1.0	10/09/15 02:54	
1,1-Dichloroethane	ug/L	ND	1.0	10/09/15 02:54	
1,1-Dichloroethene	ug/L	ND	1.0	10/09/15 02:54	
1,2-Dichloroethane	ug/L	ND	1.0	10/09/15 02:54	
1,2-Dichloropropane	ug/L	ND	1.0	10/09/15 02:54	
2-Butanone (MEK)	ug/L	ND	10.0	10/09/15 02:54	
2-Hexanone	ug/L	ND	10.0	10/09/15 02:54	
4-Methyl-2-pentanone (MIBK)	ug/L	ND	10.0	10/09/15 02:54	
Acetone	ug/L	ND	10.0	10/09/15 02:54	
Benzene	ug/L	ND	1.0	10/09/15 02:54	
Bromodichloromethane	ug/L	ND	1.0	10/09/15 02:54	
Bromoform	ug/L	0.14J	1.0	10/09/15 02:54	
Bromomethane	ug/L	ND	5.0	10/09/15 02:54	
Carbon disulfide	ug/L	ND	5.0	10/09/15 02:54	
Carbon tetrachloride	ug/L	ND	1.0	10/09/15 02:54	
Chlorobenzene	ug/L	ND	1.0	10/09/15 02:54	
Chloroethane	ug/L	ND	1.0	10/09/15 02:54	
Chloroform	ug/L	ND	1.0	10/09/15 02:54	
Chloromethane	ug/L	0.17J	1.0	10/09/15 02:54	
cis-1,2-Dichloroethene	ug/L	ND	1.0	10/09/15 02:54	
cis-1,3-Dichloropropene	ug/L	ND	1.0	10/09/15 02:54	
Dibromochloromethane	ug/L	ND	1.0	10/09/15 02:54	
Ethylbenzene	ug/L	ND	1.0	10/09/15 02:54	
Methylene chloride	ug/L	ND	1.0	10/09/15 02:54	
Styrene	ug/L	ND	1.0	10/09/15 02:54	
Tetrachloroethene	ug/L	ND	1.0	10/09/15 02:54	
Toluene	ug/L	ND	1.0	10/09/15 02:54	
trans-1,2-Dichloroethene	ug/L	ND	1.0	10/09/15 02:54	
trans-1,3-Dichloropropene	ug/L	ND	1.0	10/09/15 02:54	
Trichloroethene	ug/L	ND	1.0	10/09/15 02:54	
Vinyl chloride	ug/L	ND	1.0	10/09/15 02:54	
Xylene (Total)	ug/L	ND	3.0	10/09/15 02:54	
1,2-Dichloroethane-d4 (S)	%	99	80-120	10/09/15 02:54	
4-Bromofluorobenzene (S)	%	98	80-120	10/09/15 02:54	
Toluene-d8 (S)	%	102	80-120	10/09/15 02:54	

Results presented on this page are in the units indicated by the "Units" column except where an alternate unit is presented to the right of the result.

REPORT OF LABORATORY ANALYSIS

This report shall not be reproduced, except in full,
without the written consent of Pace Analytical Services, Inc..

Pace Analytical Services, Inc.
9608 Loiret Blvd.
Lenexa, KS 66219
(913)599-5665

QUALITY CONTROL DATA

Project: Fort Smith, AR
Pace Project No.: 60204425

LABORATORY CONTROL SAMPLE: 1646654

Parameter	Units	Spike Conc.	LCS Result	LCS % Rec	% Rec Limits	Qualifiers
1,1,1-Trichloroethane	ug/L	20	18.9	95	80-120	
1,1,2,2-Tetrachloroethane	ug/L	20	15.8	79	73-121	
1,1,2-Trichloroethane	ug/L	20	18.9	94	80-120	
1,1-Dichloroethane	ug/L	20	19.6	98	80-120	
1,1-Dichloroethene	ug/L	20	19.0	95	80-120	
1,2-Dichloroethane	ug/L	20	18.4	92	81-120	
1,2-Dichloropropane	ug/L	20	19.4	97	80-120	
2-Butanone (MEK)	ug/L	100	111	111	67-122	
2-Hexanone	ug/L	100	110	110	75-121	
4-Methyl-2-pentanone (MIBK)	ug/L	100	96.2	96	76-120	
Acetone	ug/L	100	112	112	72-120	
Benzene	ug/L	20	19.8	99	80-120	
Bromodichloromethane	ug/L	20	19.1	96	80-120	
Bromoform	ug/L	20	18.9	95	73-138	
Bromomethane	ug/L	20	20.5	102	38-137	
Carbon disulfide	ug/L	20	20.5	103	71-129	
Carbon tetrachloride	ug/L	20	18.4	92	67-146	
Chlorobenzene	ug/L	20	19.1	95	80-120	
Chloroethane	ug/L	20	18.8	94	76-120	
Chloroform	ug/L	20	17.6	88	80-120	
Chloromethane	ug/L	20	12.8	64	34-165	
cis-1,2-Dichloroethene	ug/L	20	18.8	94	80-120	
cis-1,3-Dichloropropene	ug/L	20	16.7	83	80-120	
Dibromochloromethane	ug/L	20	19.4	97	80-126	
Ethylbenzene	ug/L	20	19.7	98	80-120	
Methylene chloride	ug/L	20	19.2	96	80-120	
Styrene	ug/L	20	20.1	101	80-123	
Tetrachloroethene	ug/L	20	19.1	95	80-123	
Toluene	ug/L	20	19.5	98	80-120	
trans-1,2-Dichloroethene	ug/L	20	18.2	91	80-120	
trans-1,3-Dichloropropene	ug/L	20	17.2	86	80-129	
Trichloroethene	ug/L	20	18.8	94	80-120	
Vinyl chloride	ug/L	20	19.1	96	62-125	
Xylene (Total)	ug/L	60	58.1	97	80-120	
1,2-Dichloroethane-d4 (S)	%			98	80-120	
4-Bromofluorobenzene (S)	%			96	80-120	
Toluene-d8 (S)	%			101	80-120	

Results presented on this page are in the units indicated by the "Units" column except where an alternate unit is presented to the right of the result.

REPORT OF LABORATORY ANALYSIS

This report shall not be reproduced, except in full,
without the written consent of Pace Analytical Services, Inc..

Pace Analytical Services, Inc.
9608 Loiret Blvd.
Lenexa, KS 66219
(913)599-5665

QUALITY CONTROL DATA

Project: Fort Smith, AR
Pace Project No.: 60204425

QC Batch: MSV/72158 Analysis Method: EPA 5030B/8260
QC Batch Method: EPA 5030B/8260 Analysis Description: 8260 MSV Water 10 mL Purge
Associated Lab Samples: 60204425002, 60204425006, 60204425024

METHOD BLANK: 1647432 Matrix: Water
Associated Lab Samples: 60204425002, 60204425006, 60204425024

Parameter	Units	Blank Result	Reporting Limit	Analyzed	Qualifiers
1,1,1-Trichloroethane	ug/L	ND	1.0	10/09/15 10:02	
1,1,2,2-Tetrachloroethane	ug/L	ND	1.0	10/09/15 10:02	
1,1,2-Trichloroethane	ug/L	ND	1.0	10/09/15 10:02	
1,1-Dichloroethane	ug/L	ND	1.0	10/09/15 10:02	
1,1-Dichloroethene	ug/L	ND	1.0	10/09/15 10:02	
1,2-Dichloroethane	ug/L	ND	1.0	10/09/15 10:02	
1,2-Dichloropropane	ug/L	ND	1.0	10/09/15 10:02	
2-Butanone (MEK)	ug/L	ND	10.0	10/09/15 10:02	
2-Hexanone	ug/L	ND	10.0	10/09/15 10:02	
4-Methyl-2-pentanone (MIBK)	ug/L	ND	10.0	10/09/15 10:02	
Acetone	ug/L	ND	10.0	10/09/15 10:02	
Benzene	ug/L	ND	1.0	10/09/15 10:02	
Bromodichloromethane	ug/L	ND	1.0	10/09/15 10:02	
Bromoform	ug/L	ND	1.0	10/09/15 10:02	
Bromomethane	ug/L	ND	5.0	10/09/15 10:02	
Carbon disulfide	ug/L	ND	5.0	10/09/15 10:02	
Carbon tetrachloride	ug/L	ND	1.0	10/09/15 10:02	
Chlorobenzene	ug/L	ND	1.0	10/09/15 10:02	
Chloroethane	ug/L	ND	1.0	10/09/15 10:02	
Chloroform	ug/L	ND	1.0	10/09/15 10:02	
Chloromethane	ug/L	ND	1.0	10/09/15 10:02	
cis-1,2-Dichloroethene	ug/L	ND	1.0	10/09/15 10:02	
cis-1,3-Dichloropropene	ug/L	ND	1.0	10/09/15 10:02	
Dibromochloromethane	ug/L	ND	1.0	10/09/15 10:02	
Ethylbenzene	ug/L	ND	1.0	10/09/15 10:02	
Methylene chloride	ug/L	ND	1.0	10/09/15 10:02	
Styrene	ug/L	ND	1.0	10/09/15 10:02	
Tetrachloroethene	ug/L	ND	1.0	10/09/15 10:02	
Toluene	ug/L	ND	1.0	10/09/15 10:02	
trans-1,2-Dichloroethene	ug/L	ND	1.0	10/09/15 10:02	
trans-1,3-Dichloropropene	ug/L	ND	1.0	10/09/15 10:02	
Trichloroethene	ug/L	ND	1.0	10/09/15 10:02	
Vinyl chloride	ug/L	ND	1.0	10/09/15 10:02	
Xylene (Total)	ug/L	ND	3.0	10/09/15 10:02	
1,2-Dichloroethane-d4 (S)	%	99	80-120	10/09/15 10:02	
4-Bromofluorobenzene (S)	%	97	80-120	10/09/15 10:02	
Toluene-d8 (S)	%	102	80-120	10/09/15 10:02	

Results presented on this page are in the units indicated by the "Units" column except where an alternate unit is presented to the right of the result.

REPORT OF LABORATORY ANALYSIS

This report shall not be reproduced, except in full,
without the written consent of Pace Analytical Services, Inc..

Pace Analytical Services, Inc.
9608 Loiret Blvd.
Lenexa, KS 66219
(913)599-5665

QUALITY CONTROL DATA

Project: Fort Smith, AR
Pace Project No.: 60204425

LABORATORY CONTROL SAMPLE: 1647433

Parameter	Units	Spike Conc.	LCS Result	LCS % Rec	% Rec Limits	Qualifiers
1,1,1-Trichloroethane	ug/L	20	18.0	90	80-120	
1,1,2,2-Tetrachloroethane	ug/L	20	17.9	90	73-121	
1,1,2-Trichloroethane	ug/L	20	17.5	88	80-120	
1,1-Dichloroethane	ug/L	20	18.3	91	80-120	
1,1-Dichloroethene	ug/L	20	18.0	90	80-120	
1,2-Dichloroethane	ug/L	20	17.9	89	81-120	
1,2-Dichloropropane	ug/L	20	17.9	89	80-120	
2-Butanone (MEK)	ug/L	100	112	112	67-122	
2-Hexanone	ug/L	100	112	112	75-121	
4-Methyl-2-pentanone (MIBK)	ug/L	100	93.5	93	76-120	
Acetone	ug/L	100	120	120	72-120	
Benzene	ug/L	20	19.1	95	80-120	
Bromodichloromethane	ug/L	20	18.2	91	80-120	
Bromoform	ug/L	20	18.3	91	73-138	
Bromomethane	ug/L	20	23.8	119	38-137	
Carbon disulfide	ug/L	20	19.8	99	71-129	
Carbon tetrachloride	ug/L	20	17.5	88	67-146	
Chlorobenzene	ug/L	20	18.8	94	80-120	
Chloroethane	ug/L	20	18.4	92	76-120	
Chloroform	ug/L	20	17.1	85	80-120	
Chloromethane	ug/L	20	16.4	82	34-165	
cis-1,2-Dichloroethene	ug/L	20	17.9	90	80-120	
cis-1,3-Dichloropropene	ug/L	20	18.3	91	80-120	
Dibromochloromethane	ug/L	20	18.9	95	80-126	
Ethylbenzene	ug/L	20	18.9	94	80-120	
Methylene chloride	ug/L	20	18.4	92	80-120	
Styrene	ug/L	20	19.7	99	80-123	
Tetrachloroethene	ug/L	20	18.4	92	80-123	
Toluene	ug/L	20	18.9	95	80-120	
trans-1,2-Dichloroethene	ug/L	20	17.8	89	80-120	
trans-1,3-Dichloropropene	ug/L	20	18.6	93	80-129	
Trichloroethene	ug/L	20	16.8	84	80-120	
Vinyl chloride	ug/L	20	18.8	94	62-125	
Xylene (Total)	ug/L	60	56.4	94	80-120	
1,2-Dichloroethane-d4 (S)	%			96	80-120	
4-Bromofluorobenzene (S)	%			98	80-120	
Toluene-d8 (S)	%			101	80-120	

MATRIX SPIKE & MATRIX SPIKE DUPLICATE: 1647434 1647435

Parameter	Units	60204563001 Result	MS Spike Conc.	MSD Spike Conc.	MS Result	MSD Result	MS % Rec	MSD % Rec	% Rec Limits	RPD	Max RPD	Qual
1,1,1-Trichloroethane	ug/L	ND	20	20	18.8	18.3	94	92	88-124	2	9	
1,1,2,2-Tetrachloroethane	ug/L	ND	20	20	18.0	17.1	90	85	78-116	5	13	
1,1,2-Trichloroethane	ug/L	ND	20	20	17.3	16.8	86	84	84-112	3	10	

Results presented on this page are in the units indicated by the "Units" column except where an alternate unit is presented to the right of the result.

REPORT OF LABORATORY ANALYSIS

This report shall not be reproduced, except in full,
without the written consent of Pace Analytical Services, Inc..

Pace Analytical Services, Inc.
9608 Loiret Blvd.
Lenexa, KS 66219
(913)599-5665

QUALITY CONTROL DATA

Project: Fort Smith, AR
Pace Project No.: 60204425

MATRIX SPIKE & MATRIX SPIKE DUPLICATE: 1647434 1647435

Parameter	Units	60204563001 Result	MS Spike Conc.	MSD Spike Conc.	MS Result	MSD Result	MS % Rec	MSD % Rec	% Rec Limits	RPD	Max RPD	Qual
1,1-Dichloroethane	ug/L	ND	20	20	18.9	18.4	95	92	82-121	3	9	
1,1-Dichloroethene	ug/L	ND	20	20	18.5	18.7	93	93	78-124	1	12	
1,2-Dichloroethane	ug/L	ND	20	20	17.4	16.9	87	85	79-121	3	12	
1,2-Dichloropropane	ug/L	ND	20	20	18.1	17.5	91	88	82-119	4	10	
2-Butanone (MEK)	ug/L	ND	100	100	72.2	70.3	72	70	66-114	3	13	
2-Hexanone	ug/L	ND	100	100	86.2	78.8	86	79	71-116	9	13	
4-Methyl-2-pentanone (MIBK)	ug/L	ND	100	100	94.2	87.2	94	87	72-122	8	12	
Acetone	ug/L	ND	100	100	53.1	51.4	52	50	65-113	3	27	M1
Benzene	ug/L	ND	20	20	19.6	18.7	98	93	46-155	5	13	
Bromodichloromethane	ug/L	ND	20	20	17.8	16.9	89	85	77-127	5	10	
Bromoform	ug/L	ND	20	20	17.5	17.0	88	85	70-125	3	11	
Bromomethane	ug/L	ND	20	20	17.5	17.4	87	87	41-140	1	30	
Carbon disulfide	ug/L	ND	20	20	21.5	21.2	107	106	68-140	1	10	
Carbon tetrachloride	ug/L	ND	20	20	18.7	17.8	93	89	68-147	5	11	
Chlorobenzene	ug/L	ND	20	20	18.4	18.1	92	91	83-121	1	9	
Chloroethane	ug/L	ND	20	20	26.8	22.7	134	113	69-126	17	19	M1
Chloroform	ug/L	ND	20	20	17.3	16.9	86	85	86-119	2	9	M1
Chloromethane	ug/L	ND	20	20	13.1	13.5	66	67	23-168	3	49	
cis-1,2-Dichloroethene	ug/L	ND	20	20	18.5	18.1	92	90	85-117	2	10	
cis-1,3-Dichloropropene	ug/L	ND	20	20	17.7	17.6	89	88	74-115	0	12	
Dibromochloromethane	ug/L	ND	20	20	18.2	17.9	91	89	65-134	2	11	
Ethylbenzene	ug/L	ND	20	20	24.4	19.1	122	95	51-148	25	14	R1
Methylene chloride	ug/L	ND	20	20	17.7	17.7	88	89	75-118	0	11	
Styrene	ug/L	ND	20	20	19.8	19.2	99	96	17-174	3	10	
Tetrachloroethene	ug/L	ND	20	20	19.0	19.1	95	96	78-127	1	9	
Toluene	ug/L	ND	20	20	19.4	19.1	97	96	47-149	1	16	
trans-1,2-Dichloroethene	ug/L	ND	20	20	18.2	17.8	91	89	84-119	2	12	
trans-1,3-Dichloropropene	ug/L	ND	20	20	18.1	18.0	91	90	71-120	1	10	
Trichloroethene	ug/L	ND	20	20	17.3	16.7	86	83	70-135	4	10	
Vinyl chloride	ug/L	ND	20	20	18.5	18.5	93	92	58-130	0	11	
Xylene (Total)	ug/L	ND	60	60	104	58.8	173	98	39-158	55	15	MS,RS
1,2-Dichloroethane-d4 (S)	%						98	97	80-120			
4-Bromofluorobenzene (S)	%						96	98	80-120			
Toluene-d8 (S)	%						102	103	80-120			
Preservation pH		1.0			1.0	1.0				0		

Results presented on this page are in the units indicated by the "Units" column except where an alternate unit is presented to the right of the result.

REPORT OF LABORATORY ANALYSIS

This report shall not be reproduced, except in full,
without the written consent of Pace Analytical Services, Inc..

Pace Analytical Services, Inc.
9608 Loiret Blvd.
Lenexa, KS 66219
(913)599-5665

QUALITY CONTROL DATA

Project: Fort Smith, AR
Pace Project No.: 60204425

QC Batch: MSV/72185 Analysis Method: EPA 5030B/8260
QC Batch Method: EPA 5030B/8260 Analysis Description: 8260 MSV Water 7 day
Associated Lab Samples: 60204425005, 60204425026, 60204425028

METHOD BLANK: 1648879 Matrix: Water
Associated Lab Samples: 60204425005, 60204425026, 60204425028

Parameter	Units	Blank Result	Reporting Limit	Analyzed	Qualifiers
1,1,1-Trichloroethane	ug/L	ND	1.0	10/12/15 15:27	
1,1,2,2-Tetrachloroethane	ug/L	ND	1.0	10/12/15 15:27	
1,1,2-Trichloroethane	ug/L	ND	1.0	10/12/15 15:27	
1,1-Dichloroethane	ug/L	ND	1.0	10/12/15 15:27	
1,1-Dichloroethene	ug/L	ND	1.0	10/12/15 15:27	
1,2-Dichloroethane	ug/L	ND	1.0	10/12/15 15:27	
1,2-Dichloropropane	ug/L	ND	1.0	10/12/15 15:27	
2-Butanone (MEK)	ug/L	ND	10.0	10/12/15 15:27	
2-Hexanone	ug/L	ND	10.0	10/12/15 15:27	
4-Methyl-2-pentanone (MIBK)	ug/L	ND	10.0	10/12/15 15:27	
Acetone	ug/L	ND	10.0	10/12/15 15:27	
Benzene	ug/L	ND	1.0	10/12/15 15:27	
Bromodichloromethane	ug/L	ND	1.0	10/12/15 15:27	
Bromoform	ug/L	ND	1.0	10/12/15 15:27	
Bromomethane	ug/L	0.97J	5.0	10/12/15 15:27	
Carbon disulfide	ug/L	ND	5.0	10/12/15 15:27	
Carbon tetrachloride	ug/L	ND	1.0	10/12/15 15:27	
Chlorobenzene	ug/L	ND	1.0	10/12/15 15:27	
Chloroethane	ug/L	ND	1.0	10/12/15 15:27	
Chloroform	ug/L	ND	1.0	10/12/15 15:27	
Chloromethane	ug/L	0.16J	1.0	10/12/15 15:27	
cis-1,2-Dichloroethene	ug/L	ND	1.0	10/12/15 15:27	
cis-1,3-Dichloropropene	ug/L	ND	1.0	10/12/15 15:27	
Dibromochloromethane	ug/L	ND	1.0	10/12/15 15:27	
Ethylbenzene	ug/L	ND	1.0	10/12/15 15:27	
Methylene chloride	ug/L	ND	1.0	10/12/15 15:27	
Styrene	ug/L	ND	1.0	10/12/15 15:27	
Tetrachloroethene	ug/L	ND	1.0	10/12/15 15:27	
Toluene	ug/L	ND	1.0	10/12/15 15:27	
trans-1,2-Dichloroethene	ug/L	ND	1.0	10/12/15 15:27	
trans-1,3-Dichloropropene	ug/L	ND	1.0	10/12/15 15:27	
Trichloroethene	ug/L	ND	1.0	10/12/15 15:27	
Vinyl chloride	ug/L	ND	1.0	10/12/15 15:27	
Xylene (Total)	ug/L	ND	3.0	10/12/15 15:27	
1,2-Dichloroethane-d4 (S)	%	98	80-120	10/12/15 15:27	
4-Bromofluorobenzene (S)	%	96	80-120	10/12/15 15:27	
Toluene-d8 (S)	%	102	80-120	10/12/15 15:27	

Results presented on this page are in the units indicated by the "Units" column except where an alternate unit is presented to the right of the result.

REPORT OF LABORATORY ANALYSIS

This report shall not be reproduced, except in full,
without the written consent of Pace Analytical Services, Inc..

Pace Analytical Services, Inc.
9608 Loiret Blvd.
Lenexa, KS 66219
(913)599-5665

QUALITY CONTROL DATA

Project: Fort Smith, AR
Pace Project No.: 60204425

LABORATORY CONTROL SAMPLE: 1648880

Parameter	Units	Spike Conc.	LCS Result	LCS % Rec	% Rec Limits	Qualifiers
1,1,1-Trichloroethane	ug/L	20	18.2	91	80-120	
1,1,2,2-Tetrachloroethane	ug/L	20	16.8	84	73-121	
1,1,2-Trichloroethane	ug/L	20	18.3	92	80-120	
1,1-Dichloroethane	ug/L	20	18.5	93	80-120	
1,1-Dichloroethene	ug/L	20	17.8	89	80-120	
1,2-Dichloroethane	ug/L	20	18.3	91	81-120	
1,2-Dichloropropane	ug/L	20	18.3	91	80-120	
2-Butanone (MEK)	ug/L	100	121	121	67-122	
2-Hexanone	ug/L	100	115	115	75-121	
4-Methyl-2-pentanone (MIBK)	ug/L	100	94.9	95	76-120	
Acetone	ug/L	100	124	124	72-120	L0
Benzene	ug/L	20	19.0	95	80-120	
Bromodichloromethane	ug/L	20	18.1	91	80-120	
Bromoform	ug/L	20	18.9	95	73-138	
Bromomethane	ug/L	20	17.1	86	38-137	
Carbon disulfide	ug/L	20	20.0	100	71-129	
Carbon tetrachloride	ug/L	20	17.9	89	67-146	
Chlorobenzene	ug/L	20	18.3	92	80-120	
Chloroethane	ug/L	20	19.9	100	76-120	
Chloroform	ug/L	20	17.4	87	80-120	
Chloromethane	ug/L	20	15.8	79	34-165	
cis-1,2-Dichloroethene	ug/L	20	18.4	92	80-120	
cis-1,3-Dichloropropene	ug/L	20	17.8	89	80-120	
Dibromochloromethane	ug/L	20	19.0	95	80-126	
Ethylbenzene	ug/L	20	18.7	94	80-120	
Methylene chloride	ug/L	20	18.7	93	80-120	
Styrene	ug/L	20	19.6	98	80-123	
Tetrachloroethene	ug/L	20	19.0	95	80-123	
Toluene	ug/L	20	18.9	94	80-120	
trans-1,2-Dichloroethene	ug/L	20	17.7	88	80-120	
trans-1,3-Dichloropropene	ug/L	20	18.5	93	80-129	
Trichloroethene	ug/L	20	17.8	89	80-120	
Vinyl chloride	ug/L	20	18.8	94	62-125	
Xylene (Total)	ug/L	60	56.5	94	80-120	
1,2-Dichloroethane-d4 (S)	%			100	80-120	
4-Bromofluorobenzene (S)	%			97	80-120	
Toluene-d8 (S)	%			101	80-120	

Results presented on this page are in the units indicated by the "Units" column except where an alternate unit is presented to the right of the result.

REPORT OF LABORATORY ANALYSIS

This report shall not be reproduced, except in full,
without the written consent of Pace Analytical Services, Inc..

Pace Analytical Services, Inc.
9608 Loiret Blvd.
Lenexa, KS 66219
(913)599-5665

QUALITY CONTROL DATA

Project: Fort Smith, AR
Pace Project No.: 60204425

QC Batch: WET/57683 Analysis Method: SM 2320B
QC Batch Method: SM 2320B Analysis Description: 2320B Alkalinity
Associated Lab Samples: 60204425001, 60204425002, 60204425003, 60204425005, 60204425006

METHOD BLANK: 1647306 Matrix: Water
Associated Lab Samples: 60204425001, 60204425002, 60204425003, 60204425005, 60204425006

Parameter	Units	Blank Result	Reporting Limit	Analyzed	Qualifiers
Alkalinity, Carbonate (CaCO3)	mg/L	ND	20.0	10/09/15 10:35	
Alkalinity, Total as CaCO3	mg/L	ND	20.0	10/09/15 10:35	
Alkalinity,Bicarbonate (CaCO3)	mg/L	ND	20.0	10/09/15 10:35	

LABORATORY CONTROL SAMPLE: 1647307

Parameter	Units	Spike Conc.	LCS Result	LCS % Rec	% Rec Limits	Qualifiers
Alkalinity, Total as CaCO3	mg/L	500	474	95	90-110	

SAMPLE DUPLICATE: 1647309

Parameter	Units	60204425003 Result	Dup Result	RPD	Max RPD	Qualifiers
Alkalinity, Carbonate (CaCO3)	mg/L	ND	ND		10	
Alkalinity, Total as CaCO3	mg/L	52.0	52.9	2	10	
Alkalinity,Bicarbonate (CaCO3)	mg/L	52.0	52.9	2	10	

Results presented on this page are in the units indicated by the "Units" column except where an alternate unit is presented to the right of the result.

REPORT OF LABORATORY ANALYSIS

This report shall not be reproduced, except in full,
without the written consent of Pace Analytical Services, Inc..

Pace Analytical Services, Inc.
9608 Loiret Blvd.
Lenexa, KS 66219
(913)599-5665

QUALITY CONTROL DATA

Project: Fort Smith, AR
Pace Project No.: 60204425

QC Batch: WET/57695 Analysis Method: SM 2320B
QC Batch Method: SM 2320B Analysis Description: 2320B Alkalinity
Associated Lab Samples: 60204425007, 60204425008, 60204425010, 60204425011, 60204425012, 60204425013, 60204425016, 60204425017, 60204425019, 60204425020, 60204425023, 60204425024, 60204425025, 60204425026, 60204425027, 60204425028

METHOD BLANK: 1647735 Matrix: Water
Associated Lab Samples: 60204425007, 60204425008, 60204425010, 60204425011, 60204425012, 60204425013, 60204425016, 60204425017, 60204425019, 60204425020, 60204425023, 60204425024, 60204425025, 60204425026, 60204425027, 60204425028

Parameter	Units	Blank Result	Reporting Limit	Analyzed	Qualifiers
Alkalinity, Carbonate (CaCO3)	mg/L	ND	20.0	10/09/15 14:03	
Alkalinity, Total as CaCO3	mg/L	ND	20.0	10/09/15 14:03	
Alkalinity,Bicarbonate (CaCO3)	mg/L	ND	20.0	10/09/15 14:03	

LABORATORY CONTROL SAMPLE: 1647736

Parameter	Units	Spike Conc.	LCS Result	LCS % Rec	% Rec Limits	Qualifiers
Alkalinity, Total as CaCO3	mg/L	500	479	96	90-110	

SAMPLE DUPLICATE: 1647737

Parameter	Units	60204425007 Result	Dup Result	RPD	Max RPD	Qualifiers
Alkalinity, Carbonate (CaCO3)	mg/L	ND	ND		10	
Alkalinity, Total as CaCO3	mg/L	11.6J	12.1J		10	
Alkalinity,Bicarbonate (CaCO3)	mg/L	11.6J	12.1J		10	

SAMPLE DUPLICATE: 1647738

Parameter	Units	60204425017 Result	Dup Result	RPD	Max RPD	Qualifiers
Alkalinity, Carbonate (CaCO3)	mg/L	ND	ND		10	
Alkalinity, Total as CaCO3	mg/L	112	113	1	10	
Alkalinity,Bicarbonate (CaCO3)	mg/L	112	113	1	10	

Results presented on this page are in the units indicated by the "Units" column except where an alternate unit is presented to the right of the result.

REPORT OF LABORATORY ANALYSIS

This report shall not be reproduced, except in full,
without the written consent of Pace Analytical Services, Inc..

Pace Analytical Services, Inc.
9608 Loiret Blvd.
Lenexa, KS 66219
(913)599-5665

QUALITY CONTROL DATA

Project: Fort Smith, AR
Pace Project No.: 60204425

QC Batch: WET/57654 Analysis Method: SM 4500-S-2 D
QC Batch Method: SM 4500-S-2 D Analysis Description: 4500S2D Sulfide, Total
Associated Lab Samples: 60204425001, 60204425002, 60204425003, 60204425005, 60204425006, 60204425007, 60204425008, 60204425010, 60204425011, 60204425012, 60204425013, 60204425016, 60204425017, 60204425019, 60204425020, 60204425023, 60204425024, 60204425025, 60204425026, 60204425027

METHOD BLANK: 1646286 Matrix: Water
Associated Lab Samples: 60204425001, 60204425002, 60204425003, 60204425005, 60204425006, 60204425007, 60204425008, 60204425010, 60204425011, 60204425012, 60204425013, 60204425016, 60204425017, 60204425019, 60204425020, 60204425023, 60204425024, 60204425025, 60204425026, 60204425027

Parameter	Units	Blank Result	Reporting Limit	Analyzed	Qualifiers
Sulfide, Total	mg/L	ND	0.050	10/13/15 07:29	

LABORATORY CONTROL SAMPLE: 1646287

Parameter	Units	Spike Conc.	LCS Result	LCS % Rec	% Rec Limits	Qualifiers
Sulfide, Total	mg/L	.5	0.50	100	80-120	

MATRIX SPIKE SAMPLE: 1646289

Parameter	Units	60204425003 Result	Spike Conc.	MS Result	MS % Rec	% Rec Limits	Qualifiers
Sulfide, Total	mg/L	ND	.5	0.48	97	75-125	

SAMPLE DUPLICATE: 1646288

Parameter	Units	60204425001 Result	Dup Result	RPD	Max RPD	Qualifiers
Sulfide, Total	mg/L	ND	ND		20	

SAMPLE DUPLICATE: 1646290

Parameter	Units	60204425012 Result	Dup Result	RPD	Max RPD	Qualifiers
Sulfide, Total	mg/L	ND	ND		20	

Results presented on this page are in the units indicated by the "Units" column except where an alternate unit is presented to the right of the result.

REPORT OF LABORATORY ANALYSIS

This report shall not be reproduced, except in full,
without the written consent of Pace Analytical Services, Inc..

Pace Analytical Services, Inc.
9608 Loiret Blvd.
Lenexa, KS 66219
(913)599-5665

QUALITY CONTROL DATA

Project: Fort Smith, AR
Pace Project No.: 60204425

QC Batch: WET/57655
QC Batch Method: SM 4500-S-2 D
Analysis Method: SM 4500-S-2 D
Analysis Description: 4500S2D Sulfide, Total
Associated Lab Samples: 60204425028

METHOD BLANK: 1646295
Matrix: Water
Associated Lab Samples: 60204425028

Parameter	Units	Blank Result	Reporting Limit	Analyzed	Qualifiers
Sulfide, Total	mg/L	ND	0.050	10/13/15 07:38	

LABORATORY CONTROL SAMPLE: 1646296

Parameter	Units	Spike Conc.	LCS Result	LCS % Rec	% Rec Limits	Qualifiers
Sulfide, Total	mg/L	.5	0.50	99	80-120	

MATRIX SPIKE SAMPLE: 1646297

Parameter	Units	60204425028 Result	Spike Conc.	MS Result	MS % Rec	% Rec Limits	Qualifiers
Sulfide, Total	mg/L	ND	.5	0.48	96	75-125	

SAMPLE DUPLICATE: 1646298

Parameter	Units	60204426001 Result	Dup Result	RPD	Max RPD	Qualifiers
Sulfide, Total	mg/L	ND	ND		20	

Results presented on this page are in the units indicated by the "Units" column except where an alternate unit is presented to the right of the result.

REPORT OF LABORATORY ANALYSIS

This report shall not be reproduced, except in full,
without the written consent of Pace Analytical Services, Inc..

Pace Analytical Services, Inc.
9608 Loiret Blvd.
Lenexa, KS 66219
(913)599-5665

QUALITY CONTROL DATA

Project: Fort Smith, AR
Pace Project No.: 60204425

QC Batch: WETA/36310 Analysis Method: EPA 300.0
QC Batch Method: EPA 300.0 Analysis Description: 300.0 IC Anions
Associated Lab Samples: 60204425001, 60204425002, 60204425003, 60204425005, 60204425006, 60204425007, 60204425008, 60204425010, 60204425011

METHOD BLANK: 1648499 Matrix: Water
Associated Lab Samples: 60204425001, 60204425002, 60204425003, 60204425005, 60204425006, 60204425007, 60204425008, 60204425010, 60204425011

Parameter	Units	Blank Result	Reporting Limit	Analyzed	Qualifiers
Chloride	mg/L	ND	1.0	10/10/15 22:14	
Sulfate	mg/L	ND	1.0	10/10/15 22:14	

METHOD BLANK: 1648537 Matrix: Water
Associated Lab Samples: 60204425001, 60204425002, 60204425003, 60204425005, 60204425006, 60204425007, 60204425008, 60204425010, 60204425011

Parameter	Units	Blank Result	Reporting Limit	Analyzed	Qualifiers
Chloride	mg/L	ND	1.0	10/11/15 09:46	
Sulfate	mg/L	ND	1.0	10/11/15 09:46	

LABORATORY CONTROL SAMPLE: 1648500

Parameter	Units	Spike Conc.	LCS Result	LCS % Rec	% Rec Limits	Qualifiers
Chloride	mg/L	5	4.7	94	90-110	
Sulfate	mg/L	5	4.7	93	90-110	

LABORATORY CONTROL SAMPLE: 1648538

Parameter	Units	Spike Conc.	LCS Result	LCS % Rec	% Rec Limits	Qualifiers
Chloride	mg/L	5	4.6	93	90-110	
Sulfate	mg/L	5	4.7	95	90-110	

MATRIX SPIKE & MATRIX SPIKE DUPLICATE: 1648501 1648502

Parameter	Units	60204425003 Result	MS Spike Conc.	MSD Spike Conc.	MS Result	MSD Result	MS % Rec	MSD % Rec	% Rec Limits	RPD	Max RPD	Qual
Chloride	mg/L	266	100	100	357	356	91	90	80-120	0	15	
Sulfate	mg/L	47.5	25	25	69.8	70.0	89	90	80-120	0	15	

Results presented on this page are in the units indicated by the "Units" column except where an alternate unit is presented to the right of the result.

REPORT OF LABORATORY ANALYSIS

This report shall not be reproduced, except in full,
without the written consent of Pace Analytical Services, Inc..

Pace Analytical Services, Inc.
9608 Loiret Blvd.
Lenexa, KS 66219
(913)599-5665

QUALITY CONTROL DATA

Project: Fort Smith, AR
Pace Project No.: 60204425

QC Batch: WETA/36311 Analysis Method: EPA 300.0
QC Batch Method: EPA 300.0 Analysis Description: 300.0 IC Anions
Associated Lab Samples: 60204425012, 60204425013, 60204425016, 60204425017, 60204425019, 60204425020, 60204425023, 60204425024, 60204425025, 60204425026, 60204425027

METHOD BLANK: 1648503 Matrix: Water
Associated Lab Samples: 60204425012, 60204425013, 60204425016, 60204425017, 60204425019, 60204425020, 60204425023, 60204425024, 60204425025, 60204425026, 60204425027

Parameter	Units	Blank Result	Reporting Limit	Analyzed	Qualifiers
Chloride	mg/L	ND	1.0	10/11/15 11:06	
Sulfate	mg/L	ND	1.0	10/11/15 11:06	

LABORATORY CONTROL SAMPLE: 1648504

Parameter	Units	Spike Conc.	LCS Result	LCS % Rec	% Rec Limits	Qualifiers
Chloride	mg/L	5	4.6	93	90-110	
Sulfate	mg/L	5	5.0	99	90-110	

MATRIX SPIKE SAMPLE: 1648505

Parameter	Units	60204425012 Result	Spike Conc.	MS Result	MS % Rec	% Rec Limits	Qualifiers
Chloride	mg/L	162	100	257	95	80-120	
Sulfate	mg/L	7.2	5	11.8	93	80-120	

MATRIX SPIKE & MATRIX SPIKE DUPLICATE: 1648506 1648507

Parameter	Units	60204425019 Result	MS Spike Conc.	MSD Spike Conc.	MS Result	MSD Result	MS % Rec	MSD % Rec	% Rec Limits	RPD	Max RPD	Qual
Chloride	mg/L	263	100	100	358	349	95	86	80-120	3	15	
Sulfate	mg/L	2.7	5	5	7.9	7.9	103	103	80-120	0	15	

Results presented on this page are in the units indicated by the "Units" column except where an alternate unit is presented to the right of the result.

REPORT OF LABORATORY ANALYSIS

This report shall not be reproduced, except in full,
without the written consent of Pace Analytical Services, Inc..

Pace Analytical Services, Inc.
9608 Loiret Blvd.
Lenexa, KS 66219
(913)599-5665

QUALITY CONTROL DATA

Project: Fort Smith, AR
Pace Project No.: 60204425

QC Batch: WETA/36331
QC Batch Method: EPA 300.0
Analysis Method: EPA 300.0
Analysis Description: 300.0 IC Anions
Associated Lab Samples: 60204425028

METHOD BLANK: 1648762 Matrix: Water
Associated Lab Samples: 60204425028

Parameter	Units	Blank Result	Reporting Limit	Analyzed	Qualifiers
Chloride	mg/L	ND	1.0	10/12/15 13:47	
Sulfate	mg/L	ND	1.0	10/12/15 13:47	

METHOD BLANK: 1649535 Matrix: Water
Associated Lab Samples: 60204425028

Parameter	Units	Blank Result	Reporting Limit	Analyzed	Qualifiers
Chloride	mg/L	ND	1.0	10/13/15 10:38	
Sulfate	mg/L	ND	1.0	10/13/15 10:38	

LABORATORY CONTROL SAMPLE: 1648763

Parameter	Units	Spike Conc.	LCS Result	LCS % Rec	% Rec Limits	Qualifiers
Chloride	mg/L	5	4.6	91	90-110	
Sulfate	mg/L	5	4.6	92	90-110	

LABORATORY CONTROL SAMPLE: 1649536

Parameter	Units	Spike Conc.	LCS Result	LCS % Rec	% Rec Limits	Qualifiers
Chloride	mg/L	5	4.6	92	90-110	
Sulfate	mg/L	5	4.8	97	90-110	

MATRIX SPIKE SAMPLE: 1648764

Parameter	Units	60204522001 Result	Spike Conc.	MS Result	MS % Rec	% Rec Limits	Qualifiers
Chloride	mg/L	3140	1000	4080	94	80-120	
Sulfate	mg/L	ND	1000	918	92	80-120	

MATRIX SPIKE SAMPLE: 1648765

Parameter	Units	60204563001 Result	Spike Conc.	MS Result	MS % Rec	% Rec Limits	Qualifiers
Chloride	mg/L	98.1	25	120	88	80-120	
Sulfate	mg/L	40.5	25	63.2	91	80-120	

Results presented on this page are in the units indicated by the "Units" column except where an alternate unit is presented to the right of the result.

REPORT OF LABORATORY ANALYSIS

This report shall not be reproduced, except in full,
without the written consent of Pace Analytical Services, Inc..

Pace Analytical Services, Inc.
9608 Loiret Blvd.
Lenexa, KS 66219
(913)599-5665

QUALITY CONTROL DATA

Project: Fort Smith, AR
Pace Project No.: 60204425

QC Batch: WETA/36347 Analysis Method: EPA 350.1
QC Batch Method: EPA 350.1 Analysis Description: 350.1 Ammonia
Associated Lab Samples: 60204425001, 60204425002, 60204425003, 60204425005, 60204425006, 60204425007, 60204425008, 60204425010, 60204425011, 60204425012, 60204425013, 60204425016, 60204425017, 60204425019, 60204425020, 60204425023, 60204425024, 60204425025, 60204425026, 60204425027

METHOD BLANK: 1649419 Matrix: Water
Associated Lab Samples: 60204425001, 60204425002, 60204425003, 60204425005, 60204425006, 60204425007, 60204425008, 60204425010, 60204425011, 60204425012, 60204425013, 60204425016, 60204425017, 60204425019, 60204425020, 60204425023, 60204425024, 60204425025, 60204425026, 60204425027

Parameter	Units	Blank Result	Reporting Limit	Analyzed	Qualifiers
Nitrogen, Ammonia	mg/L	ND	0.10	10/14/15 10:45	

LABORATORY CONTROL SAMPLE: 1649420

Parameter	Units	Spike Conc.	LCS Result	LCS % Rec	% Rec Limits	Qualifiers
Nitrogen, Ammonia	mg/L	2	2.0	98	90-110	

MATRIX SPIKE SAMPLE: 1649421

Parameter	Units	60204425003 Result	Spike Conc.	MS Result	MS % Rec	% Rec Limits	Qualifiers
Nitrogen, Ammonia	mg/L	ND	2	1.8	88	90-110	M1

MATRIX SPIKE SAMPLE: 1649423

Parameter	Units	60204425020 Result	Spike Conc.	MS Result	MS % Rec	% Rec Limits	Qualifiers
Nitrogen, Ammonia	mg/L	ND	2	1.8	90	90-110	

SAMPLE DUPLICATE: 1649422

Parameter	Units	60204425010 Result	Dup Result	RPD	Max RPD	Qualifiers
Nitrogen, Ammonia	mg/L	ND	ND		18	

Results presented on this page are in the units indicated by the "Units" column except where an alternate unit is presented to the right of the result.

REPORT OF LABORATORY ANALYSIS

This report shall not be reproduced, except in full,
without the written consent of Pace Analytical Services, Inc..

Pace Analytical Services, Inc.
9608 Loiret Blvd.
Lenexa, KS 66219
(913)599-5665

QUALITY CONTROL DATA

Project: Fort Smith, AR
Pace Project No.: 60204425

QC Batch: WETA/36348
QC Batch Method: EPA 350.1
Analysis Method: EPA 350.1
Analysis Description: 350.1 Ammonia
Associated Lab Samples: 60204425028

METHOD BLANK: 1649424
Matrix: Water
Associated Lab Samples: 60204425028

Parameter	Units	Blank Result	Reporting Limit	Analyzed	Qualifiers
Nitrogen, Ammonia	mg/L	ND	0.10	10/14/15 11:20	

LABORATORY CONTROL SAMPLE: 1649425

Parameter	Units	Spike Conc.	LCS Result	LCS % Rec	% Rec Limits	Qualifiers
Nitrogen, Ammonia	mg/L	2	1.9	94	90-110	

MATRIX SPIKE SAMPLE: 1649426

Parameter	Units	60204543001 Result	Spike Conc.	MS Result	MS % Rec	% Rec Limits	Qualifiers
Nitrogen, Ammonia	mg/L	ND	2	1.4	72	90-110	M1

MATRIX SPIKE SAMPLE: 1649428

Parameter	Units	60204648002 Result	Spike Conc.	MS Result	MS % Rec	% Rec Limits	Qualifiers
Nitrogen, Ammonia	mg/L	<0.10	2	2.1	103	90-110	

SAMPLE DUPLICATE: 1649427

Parameter	Units	60204613001 Result	Dup Result	RPD	Max RPD	Qualifiers
Nitrogen, Ammonia	mg/L	339	340	0	18	

Results presented on this page are in the units indicated by the "Units" column except where an alternate unit is presented to the right of the result.

REPORT OF LABORATORY ANALYSIS

This report shall not be reproduced, except in full,
without the written consent of Pace Analytical Services, Inc..

Pace Analytical Services, Inc.
9608 Loiret Blvd.
Lenexa, KS 66219
(913)599-5665

QUALITY CONTROL DATA

Project: Fort Smith, AR
Pace Project No.: 60204425

QC Batch: WETA/36248
QC Batch Method: EPA 353.2
Analysis Method: EPA 353.2
Analysis Description: 353.2 Nitrate + Nitrite, Unpres.
Associated Lab Samples: 60204425028

METHOD BLANK: 1645650 Matrix: Water
Associated Lab Samples: 60204425028

Parameter	Units	Blank Result	Reporting Limit	Analyzed	Qualifiers
Nitrogen, Nitrate	mg/L	ND	0.10	10/07/15 13:01	
Nitrogen, Nitrite	mg/L	ND	0.10	10/07/15 13:01	
Nitrogen, NO2 plus NO3	mg/L	ND	0.10	10/07/15 13:01	

LABORATORY CONTROL SAMPLE: 1645651

Parameter	Units	Spike Conc.	LCS Result	LCS % Rec	% Rec Limits	Qualifiers
Nitrogen, Nitrate	mg/L	1.6	1.4	88	85-115	
Nitrogen, Nitrite	mg/L	.4	0.40	100	90-110	
Nitrogen, NO2 plus NO3	mg/L	2	1.8	91	90-110	

MATRIX SPIKE SAMPLE: 1645652

Parameter	Units	60204416001 Result	Spike Conc.	MS Result	MS % Rec	% Rec Limits	Qualifiers
Nitrogen, Nitrate	mg/L	6.2	8	12.8	83	85-115	M1
Nitrogen, Nitrite	mg/L	ND	2	2.2	109	90-110	
Nitrogen, NO2 plus NO3	mg/L	6.2	10	15.0	88	90-110	M1

MATRIX SPIKE SAMPLE: 1645654

Parameter	Units	60204434002 Result	Spike Conc.	MS Result	MS % Rec	% Rec Limits	Qualifiers
Nitrogen, Nitrate	mg/L	1.3	8	8.2	87	85-115	
Nitrogen, Nitrite	mg/L	ND	2	2.1	107	90-110	
Nitrogen, NO2 plus NO3	mg/L	1.3	10	10.4	91	90-110	

SAMPLE DUPLICATE: 1645653

Parameter	Units	60204426004 Result	Dup Result	RPD	Max RPD	Qualifiers
Nitrogen, Nitrate	mg/L	ND	ND		20	
Nitrogen, Nitrite	mg/L	ND	ND		20	
Nitrogen, NO2 plus NO3	mg/L	ND	ND		20	

Results presented on this page are in the units indicated by the "Units" column except where an alternate unit is presented to the right of the result.

REPORT OF LABORATORY ANALYSIS

This report shall not be reproduced, except in full,
without the written consent of Pace Analytical Services, Inc..

Pace Analytical Services, Inc.
9608 Loiret Blvd.
Lenexa, KS 66219
(913)599-5665

QUALITY CONTROL DATA

Project: Fort Smith, AR
Pace Project No.: 60204425

QC Batch: WETA/36250 Analysis Method: EPA 353.2
QC Batch Method: EPA 353.2 Analysis Description: 353.2 Nitrate + Nitrite, Unpres.
Associated Lab Samples: 60204425001, 60204425002, 60204425003, 60204425005, 60204425006, 60204425007, 60204425008, 60204425010, 60204425011, 60204425012, 60204425013, 60204425016, 60204425017, 60204425019, 60204425020, 60204425023, 60204425024, 60204425025, 60204425026, 60204425027

METHOD BLANK: 1645755 Matrix: Water
Associated Lab Samples: 60204425001, 60204425002, 60204425003, 60204425005, 60204425006, 60204425007, 60204425008, 60204425010, 60204425011, 60204425012, 60204425013, 60204425016, 60204425017, 60204425019, 60204425020, 60204425023, 60204425024, 60204425025, 60204425026, 60204425027

Parameter	Units	Blank Result	Reporting Limit	Analyzed	Qualifiers
Nitrogen, Nitrate	mg/L	ND	0.10	10/07/15 13:26	
Nitrogen, Nitrite	mg/L	ND	0.10	10/07/15 13:26	
Nitrogen, NO2 plus NO3	mg/L	ND	0.10	10/07/15 13:26	

LABORATORY CONTROL SAMPLE: 1645756

Parameter	Units	Spike Conc.	LCS Result	LCS % Rec	% Rec Limits	Qualifiers
Nitrogen, Nitrate	mg/L	1.6	1.6	101	85-115	
Nitrogen, Nitrite	mg/L	.4	0.41	102	90-110	
Nitrogen, NO2 plus NO3	mg/L	2	2.0	101	90-110	

MATRIX SPIKE SAMPLE: 1645757

Parameter	Units	60204425003 Result	Spike Conc.	MS Result	MS % Rec	% Rec Limits	Qualifiers
Nitrogen, Nitrate	mg/L	ND	1.6	1.4	85	85-115	
Nitrogen, Nitrite	mg/L	ND	.4	0.41	103	90-110	
Nitrogen, NO2 plus NO3	mg/L	ND	2	1.8	88	90-110	M1

MATRIX SPIKE SAMPLE: 1645759

Parameter	Units	60204425006 Result	Spike Conc.	MS Result	MS % Rec	% Rec Limits	Qualifiers
Nitrogen, Nitrate	mg/L	1.1	8	8.0	87	85-115	
Nitrogen, Nitrite	mg/L	ND	2	2.0	102	90-110	
Nitrogen, NO2 plus NO3	mg/L	1.1	10	10.0	90	90-110	

SAMPLE DUPLICATE: 1645758

Parameter	Units	60204425005 Result	Dup Result	RPD	Max RPD	Qualifiers
Nitrogen, Nitrate	mg/L	1.1	1.1	1	20	
Nitrogen, Nitrite	mg/L	ND	ND		20	
Nitrogen, NO2 plus NO3	mg/L	1.1	1.1	1	20	

Results presented on this page are in the units indicated by the "Units" column except where an alternate unit is presented to the right of the result.

REPORT OF LABORATORY ANALYSIS

This report shall not be reproduced, except in full,
without the written consent of Pace Analytical Services, Inc..

Pace Analytical Services, Inc.
9608 Loiret Blvd.
Lenexa, KS 66219
(913)599-5665

QUALITY CONTROL DATA

Project: Fort Smith, AR
Pace Project No.: 60204425

QC Batch: WETA/36354 Analysis Method: EPA 365.4
QC Batch Method: EPA 365.4 Analysis Description: 365.4 Phosphorus
Associated Lab Samples: 60204425001, 60204425002, 60204425003, 60204425005, 60204425006, 60204425007, 60204425008, 60204425010, 60204425011, 60204425012

METHOD BLANK: 1649686 Matrix: Water
Associated Lab Samples: 60204425001, 60204425002, 60204425003, 60204425005, 60204425006, 60204425007, 60204425008, 60204425010, 60204425011, 60204425012

Parameter	Units	Blank Result	Reporting Limit	Analyzed	Qualifiers
Phosphorus as PO4	mg/L	ND	0.31	10/15/15 10:39	

LABORATORY CONTROL SAMPLE: 1649687

Parameter	Units	Spike Conc.	LCS Result	LCS % Rec	% Rec Limits	Qualifiers
Phosphorus as PO4	mg/L		6.2			

MATRIX SPIKE SAMPLE: 1649688

Parameter	Units	60204289001 Result	Spike Conc.	MS Result	MS % Rec	% Rec Limits	Qualifiers
Phosphorus as PO4	mg/L	ND		6.3			

MATRIX SPIKE SAMPLE: 1649690

Parameter	Units	60204425003 Result	Spike Conc.	MS Result	MS % Rec	% Rec Limits	Qualifiers
Phosphorus as PO4	mg/L	ND		6.1			

SAMPLE DUPLICATE: 1649689

Parameter	Units	60204296001 Result	Dup Result	RPD	Max RPD	Qualifiers
Phosphorus as PO4	mg/L	ND	ND	0		

Results presented on this page are in the units indicated by the "Units" column except where an alternate unit is presented to the right of the result.

REPORT OF LABORATORY ANALYSIS

This report shall not be reproduced, except in full,
without the written consent of Pace Analytical Services, Inc..

Pace Analytical Services, Inc.
9608 Loiret Blvd.
Lenexa, KS 66219
(913)599-5665

QUALITY CONTROL DATA

Project: Fort Smith, AR
Pace Project No.: 60204425

QC Batch: WETA/36356 Analysis Method: EPA 365.4
QC Batch Method: EPA 365.4 Analysis Description: 365.4 Phosphorus
Associated Lab Samples: 60204425013, 60204425016, 60204425017, 60204425019, 60204425020, 60204425023, 60204425024, 60204425025, 60204425026, 60204425027, 60204425028

METHOD BLANK: 1649697 Matrix: Water
Associated Lab Samples: 60204425013, 60204425016, 60204425017, 60204425019, 60204425020, 60204425023, 60204425024, 60204425025, 60204425026, 60204425027, 60204425028

Parameter	Units	Blank Result	Reporting Limit	Analyzed	Qualifiers
Phosphorus as PO4	mg/L	ND	0.31	10/15/15 11:23	

LABORATORY CONTROL SAMPLE: 1649698

Parameter	Units	Spike Conc.	LCS Result	LCS % Rec	% Rec Limits	Qualifiers
Phosphorus as PO4	mg/L		6.0			

MATRIX SPIKE SAMPLE: 1649699

Parameter	Units	60204425013 Result	Spike Conc.	MS Result	MS % Rec	% Rec Limits	Qualifiers
Phosphorus as PO4	mg/L	ND		6.1			

MATRIX SPIKE SAMPLE: 1649701

Parameter	Units	60204563001 Result	Spike Conc.	MS Result	MS % Rec	% Rec Limits	Qualifiers
Phosphorus as PO4	mg/L	ND		6.1			

SAMPLE DUPLICATE: 1649700

Parameter	Units	60204426001 Result	Dup Result	RPD	Max RPD	Qualifiers
Phosphorus as PO4	mg/L	ND	ND	0		

Results presented on this page are in the units indicated by the "Units" column except where an alternate unit is presented to the right of the result.

REPORT OF LABORATORY ANALYSIS

This report shall not be reproduced, except in full,
without the written consent of Pace Analytical Services, Inc..

Pace Analytical Services, Inc.
9608 Loiret Blvd.
Lenexa, KS 66219
(913)599-5665

QUALITY CONTROL DATA

Project: Fort Smith, AR
Pace Project No.: 60204425

QC Batch: WETA/36275 Analysis Method: SM 5310C
QC Batch Method: SM 5310C Analysis Description: 5310C Total Organic Carbon
Associated Lab Samples: 60204425001, 60204425002, 60204425005, 60204425006, 60204425007

METHOD BLANK: 1647036 Matrix: Water
Associated Lab Samples: 60204425001, 60204425002, 60204425005, 60204425006, 60204425007

Parameter	Units	Blank Result	Reporting Limit	Analyzed	Qualifiers
Total Organic Carbon	mg/L	ND	1.0	10/09/15 15:29	

LABORATORY CONTROL SAMPLE: 1647037

Parameter	Units	Spike Conc.	LCS Result	LCS % Rec	% Rec Limits	Qualifiers
Total Organic Carbon	mg/L	5	5.4	108	80-120	

MATRIX SPIKE SAMPLE: 1647038

Parameter	Units	60204289001 Result	Spike Conc.	MS Result	MS % Rec	% Rec Limits	Qualifiers
Total Organic Carbon	mg/L	0.64J	5	5.9	106	80-120	

SAMPLE DUPLICATE: 1647039

Parameter	Units	60204296001 Result	Dup Result	RPD	Max RPD	Qualifiers
Total Organic Carbon	mg/L	ND	ND		25	

Results presented on this page are in the units indicated by the "Units" column except where an alternate unit is presented to the right of the result.

REPORT OF LABORATORY ANALYSIS

This report shall not be reproduced, except in full,
without the written consent of Pace Analytical Services, Inc..

Pace Analytical Services, Inc.
9608 Loiret Blvd.
Lenexa, KS 66219
(913)599-5665

QUALITY CONTROL DATA

Project: Fort Smith, AR
Pace Project No.: 60204425

QC Batch: WETA/36299 Analysis Method: SM 5310C
QC Batch Method: SM 5310C Analysis Description: 5310C Total Organic Carbon
Associated Lab Samples: 60204425003, 60204425008, 60204425010, 60204425011, 60204425012, 60204425013, 60204425016, 60204425017, 60204425019, 60204425020, 60204425023, 60204425024, 60204425025, 60204425026, 60204425027, 60204425028

METHOD BLANK: 1647817 Matrix: Water
Associated Lab Samples: 60204425003, 60204425008, 60204425010, 60204425011, 60204425012, 60204425013, 60204425016, 60204425017, 60204425019, 60204425020, 60204425023, 60204425024, 60204425025, 60204425026, 60204425027, 60204425028

Parameter	Units	Blank Result	Reporting Limit	Analyzed	Qualifiers
Total Organic Carbon	mg/L	ND	1.0	10/13/15 12:26	

LABORATORY CONTROL SAMPLE: 1647818

Parameter	Units	Spike Conc.	LCS Result	LCS % Rec	% Rec Limits	Qualifiers
Total Organic Carbon	mg/L	5	5.1	101	80-120	

MATRIX SPIKE SAMPLE: 1647819

Parameter	Units	60204425003 Result	Spike Conc.	MS Result	MS % Rec	% Rec Limits	Qualifiers
Total Organic Carbon	mg/L	1.7	5	5.0	66	80-120	M1

SAMPLE DUPLICATE: 1647820

Parameter	Units	60204425008 Result	Dup Result	RPD	Max RPD	Qualifiers
Total Organic Carbon	mg/L	0.62J	0.56J		25	

Results presented on this page are in the units indicated by the "Units" column except where an alternate unit is presented to the right of the result.

REPORT OF LABORATORY ANALYSIS

This report shall not be reproduced, except in full,
without the written consent of Pace Analytical Services, Inc..

Pace Analytical Services, Inc.
9608 Loiret Blvd.
Lenexa, KS 66219
(913)599-5665

QUALIFIERS

Project: Fort Smith, AR
Pace Project No.: 60204425

DEFINITIONS

DF - Dilution Factor, if reported, represents the factor applied to the reported data due to dilution of the sample aliquot.

ND - Not Detected at or above adjusted reporting limit.

J - Estimated concentration above the adjusted method detection limit and below the adjusted reporting limit.

MDL - Adjusted Method Detection Limit.

PQL - Practical Quantitation Limit.

RL - Reporting Limit.

S - Surrogate

1,2-Diphenylhydrazine decomposes to and cannot be separated from Azobenzene using Method 8270. The result for each analyte is a combined concentration.

Consistent with EPA guidelines, unrounded data are displayed and have been used to calculate % recovery and RPD values.

LCS(D) - Laboratory Control Sample (Duplicate)

MS(D) - Matrix Spike (Duplicate)

DUP - Sample Duplicate

RPD - Relative Percent Difference

NC - Not Calculable.

SG - Silica Gel - Clean-Up

U - Indicates the compound was analyzed for, but not detected.

N-Nitrosodiphenylamine decomposes and cannot be separated from Diphenylamine using Method 8270. The result reported for each analyte is a combined concentration.

Pace Analytical is TNI accredited. Contact your Pace PM for the current list of accredited analytes.

TNI - The NELAC Institute.

LABORATORIES

PASI-D	Pace Analytical Services - Dallas
PASI-K	Pace Analytical Services - Kansas City

BATCH QUALIFIERS

Batch: MSV/72135
[M5] A matrix spike/matrix spike duplicate was not performed for this batch due to insufficient sample volume.
Batch: MSV/72146
[M5] A matrix spike/matrix spike duplicate was not performed for this batch due to insufficient sample volume.
Batch: MSV/72185
[M5] A matrix spike/matrix spike duplicate was not performed for this batch due to insufficient sample volume.
Batch: WET/57799
[1] Ferrous iron performed in the field
Batch: WET/57807
[1] Ferrous iron performed in the field
Batch: WET/57810
[1] Field pH
Batch: WET/57811
[1] Field pH

ANALYTE QUALIFIERS

B Analyte was detected in the associated method blank.

REPORT OF LABORATORY ANALYSIS

This report shall not be reproduced, except in full,
without the written consent of Pace Analytical Services, Inc..

Pace Analytical Services, Inc.
9608 Loiret Blvd.
Lenexa, KS 66219
(913)599-5665

QUALIFIERS

Project: Fort Smith, AR
Pace Project No.: 60204425

ANALYTE QUALIFIERS

D3	Sample was diluted due to the presence of high levels of non-target analytes or other matrix interference.
H6	Analysis initiated outside of the 15 minute EPA recommended holding time.
L0	Analyte recovery in the laboratory control sample (LCS) was outside QC limits.
L1	Analyte recovery in the laboratory control sample (LCS) was above QC limits. Results for this analyte in associated samples may be biased high.
L3	Analyte recovery in the laboratory control sample (LCS) exceeded QC limits. Analyte presence below reporting limits in associated samples. Results unaffected by high bias.
M1	Matrix spike recovery exceeded QC limits. Batch accepted based on laboratory control sample (LCS) recovery.
MS	Analyte recovery in the matrix spike was outside QC limits for one or more of the constituent analytes used in the calculated result.
R1	RPD value was outside control limits.
RS	The RPD value in one of the constituent analytes was outside the control limits.
S2	Surrogate recovery outside laboratory control limits due to matrix interferences (confirmed by similar results from sample re-analysis).
pH	Post-analysis pH measurement indicates insufficient VOA sample preservation.

This report shall not be reproduced, except in full,
without the written consent of Pace Analytical Services, Inc..

Pace Analytical Services, Inc.
9608 Loiret Blvd.
Lenexa, KS 66219
(913)599-5665

QUALITY CONTROL DATA CROSS REFERENCE TABLE

Project: Fort Smith, AR
Pace Project No.: 60204425

Lab ID	Sample ID	QC Batch Method	QC Batch	Analytical Method	Analytical Batch
60204425001	MW-57R-201510	EPA 8015 - Alcohol	GCSV/4447		
60204425002	MW-56R-201510	EPA 8015 - Alcohol	GCSV/4447		
60204425003	MW-55R-201510	EPA 8015 - Alcohol	GCSV/4447		
60204425005	MW-82-201510	EPA 8015 - Alcohol	GCSV/4447		
60204425006	IW-76-201510	EPA 8015 - Alcohol	GCSV/4447		
60204425007	RW-69-201510	EPA 8015 - Alcohol	GCSV/4447		
60204425008	MW-31R-201510	EPA 8015 - Alcohol	GCSV/4447		
60204425010	MW-60R-201510	EPA 8015 - Alcohol	GCSV/4447		
60204425011	MW-50R-201510	EPA 8015 - Alcohol	GCSV/4447		
60204425012	MW-66-201510	EPA 8015 - Alcohol	GCSV/4447		
60204425013	MW-67R-201510	EPA 8015 - Alcohol	GCSV/4450		
60204425016	ITMW-2-201510	EPA 8015 - Alcohol	GCSV/4450		
60204425017	MW-41R-201510	EPA 8015 - Alcohol	GCSV/4450		
60204425019	IW-73-201510	EPA 8015 - Alcohol	GCSV/4450		
60204425020	MW-40R-201510	EPA 8015 - Alcohol	GCSV/4450		
60204425023	MW-71-201510	EPA 8015 - Alcohol	GCSV/4450		
60204425024	IW-72-201510	EPA 8015 - Alcohol	GCSV/4450		
60204425025	MW-62R-201510	EPA 8015 - Alcohol	GCSV/4450		
60204425026	IW-80-201510	EPA 8015 - Alcohol	GCSV/4450		
60204425027	MW-68-201510	EPA 8015 - Alcohol	GCSV/4450		
60204425028	MW-36R-201510	EPA 8015 - Alcohol	GCSV/4450		
60204425001	MW-57R-201510	EPA 3010	MPRP/33448	EPA 6010	ICP/24646
60204425002	MW-56R-201510	EPA 3010	MPRP/33448	EPA 6010	ICP/24646
60204425003	MW-55R-201510	EPA 3010	MPRP/33448	EPA 6010	ICP/24646
60204425005	MW-82-201510	EPA 3010	MPRP/33448	EPA 6010	ICP/24646
60204425006	IW-76-201510	EPA 3010	MPRP/33448	EPA 6010	ICP/24646
60204425007	RW-69-201510	EPA 3010	MPRP/33448	EPA 6010	ICP/24646
60204425008	MW-31R-201510	EPA 3010	MPRP/33448	EPA 6010	ICP/24646
60204425010	MW-60R-201510	EPA 3010	MPRP/33448	EPA 6010	ICP/24646
60204425011	MW-50R-201510	EPA 3010	MPRP/33448	EPA 6010	ICP/24646
60204425012	MW-66-201510	EPA 3010	MPRP/33448	EPA 6010	ICP/24646
60204425013	MW-67R-201510	EPA 3010	MPRP/33448	EPA 6010	ICP/24646
60204425016	ITMW-2-201510	EPA 3010	MPRP/33448	EPA 6010	ICP/24646
60204425017	MW-41R-201510	EPA 3010	MPRP/33448	EPA 6010	ICP/24646
60204425019	IW-73-201510	EPA 3010	MPRP/33448	EPA 6010	ICP/24646
60204425020	MW-40R-201510	EPA 3010	MPRP/33448	EPA 6010	ICP/24646
60204425023	MW-71-201510	EPA 3010	MPRP/33448	EPA 6010	ICP/24646
60204425024	IW-72-201510	EPA 3010	MPRP/33448	EPA 6010	ICP/24646
60204425025	MW-62R-201510	EPA 3010	MPRP/33448	EPA 6010	ICP/24646
60204425026	IW-80-201510	EPA 3010	MPRP/33448	EPA 6010	ICP/24646
60204425027	MW-68-201510	EPA 3010	MPRP/33448	EPA 6010	ICP/24646
60204425028	MW-36R-201510	EPA 3010	MPRP/33449	EPA 6010	ICP/24647
60204425001	MW-57R-201510	EPA 5030B/8260	MSV/72134		
60204425002	MW-56R-201510	EPA 5030B/8260	MSV/72134		
60204425002	MW-56R-201510	EPA 5030B/8260	MSV/72158		
60204425003	MW-55R-201510	EPA 5030B/8260	MSV/72134		

REPORT OF LABORATORY ANALYSIS

This report shall not be reproduced, except in full,
without the written consent of Pace Analytical Services, Inc..

Pace Analytical Services, Inc.
9608 Loiret Blvd.
Lenexa, KS 66219
(913)599-5665

QUALITY CONTROL DATA CROSS REFERENCE TABLE

Project: Fort Smith, AR
Pace Project No.: 60204425

Lab ID	Sample ID	QC Batch Method	QC Batch	Analytical Method	Analytical Batch
60204425004	TB-05-201510	EPA 5030B/8260	MSV/72135		
60204425006	IW-76-201510	EPA 5030B/8260	MSV/72158		
60204425007	RW-69-201510	EPA 5030B/8260	MSV/72135		
60204425008	MW-31R-201510	EPA 5030B/8260	MSV/72135		
60204425009	TB-06-201510	EPA 5030B/8260	MSV/72135		
60204425010	MW-60R-201510	EPA 5030B/8260	MSV/72135		
60204425011	MW-50R-201510	EPA 5030B/8260	MSV/72135		
60204425012	MW-66-201510	EPA 5030B/8260	MSV/72135		
60204425013	MW-67R-201510	EPA 5030B/8260	MSV/72135		
60204425014	EB-02-201510	EPA 5030B/8260	MSV/72135		
60204425015	TB-07-201510	EPA 5030B/8260	MSV/72135		
60204425016	ITMW-2-201510	EPA 5030B/8260	MSV/72135		
60204425017	MW-41R-201510	EPA 5030B/8260	MSV/72135		
60204425018	DUP-07-201510	EPA 5030B/8260	MSV/72135		
60204425019	IW-73-201510	EPA 5030B/8260	MSV/72135		
60204425020	MW-40R-201510	EPA 5030B/8260	MSV/72135		
60204425021	DUP-03-201510	EPA 5030B/8260	MSV/72135		
60204425022	TB-08-201510	EPA 5030B/8260	MSV/72135		
60204425023	MW-71-201510	EPA 5030B/8260	MSV/72135		
60204425024	IW-72-201510	EPA 5030B/8260	MSV/72158		
60204425025	MW-62R-201510	EPA 5030B/8260	MSV/72146		
60204425027	MW-68-201510	EPA 5030B/8260	MSV/72146		
60204425029	TB-10-201510	EPA 5030B/8260	MSV/72146		
60204425005	MW-82-201510	EPA 5030B/8260	MSV/72185		
60204425026	IW-80-201510	EPA 5030B/8260	MSV/72185		
60204425028	MW-36R-201510	EPA 5030B/8260	MSV/72185		
60204425001	MW-57R-201510	SM 2320B	WET/57683		
60204425002	MW-56R-201510	SM 2320B	WET/57683		
60204425003	MW-55R-201510	SM 2320B	WET/57683		
60204425005	MW-82-201510	SM 2320B	WET/57683		
60204425006	IW-76-201510	SM 2320B	WET/57683		
60204425007	RW-69-201510	SM 2320B	WET/57695		
60204425008	MW-31R-201510	SM 2320B	WET/57695		
60204425010	MW-60R-201510	SM 2320B	WET/57695		
60204425011	MW-50R-201510	SM 2320B	WET/57695		
60204425012	MW-66-201510	SM 2320B	WET/57695		
60204425013	MW-67R-201510	SM 2320B	WET/57695		
60204425016	ITMW-2-201510	SM 2320B	WET/57695		
60204425017	MW-41R-201510	SM 2320B	WET/57695		
60204425019	IW-73-201510	SM 2320B	WET/57695		
60204425020	MW-40R-201510	SM 2320B	WET/57695		
60204425023	MW-71-201510	SM 2320B	WET/57695		
60204425024	IW-72-201510	SM 2320B	WET/57695		
60204425025	MW-62R-201510	SM 2320B	WET/57695		
60204425026	IW-80-201510	SM 2320B	WET/57695		

REPORT OF LABORATORY ANALYSIS

This report shall not be reproduced, except in full,
without the written consent of Pace Analytical Services, Inc..

Pace Analytical Services, Inc.
9608 Loiret Blvd.
Lenexa, KS 66219
(913)599-5665

QUALITY CONTROL DATA CROSS REFERENCE TABLE

Project: Fort Smith, AR
Pace Project No.: 60204425

Lab ID	Sample ID	QC Batch Method	QC Batch	Analytical Method	Analytical Batch
60204425027	MW-68-201510	SM 2320B	WET/57695		
60204425028	MW-36R-201510	SM 2320B	WET/57695		
60204425001	MW-57R-201510	SM 3500-Fe B#4	WET/57799		
60204425002	MW-56R-201510	SM 3500-Fe B#4	WET/57799		
60204425003	MW-55R-201510	SM 3500-Fe B#4	WET/57799		
60204425005	MW-82-201510	SM 3500-Fe B#4	WET/57799		
60204425006	IW-76-201510	SM 3500-Fe B#4	WET/57799		
60204425007	RW-69-201510	SM 3500-Fe B#4	WET/57799		
60204425008	MW-31R-201510	SM 3500-Fe B#4	WET/57799		
60204425010	MW-60R-201510	SM 3500-Fe B#4	WET/57799		
60204425011	MW-50R-201510	SM 3500-Fe B#4	WET/57799		
60204425012	MW-66-201510	SM 3500-Fe B#4	WET/57799		
60204425013	MW-67R-201510	SM 3500-Fe B#4	WET/57799		
60204425016	ITMW-2-201510	SM 3500-Fe B#4	WET/57799		
60204425017	MW-41R-201510	SM 3500-Fe B#4	WET/57799		
60204425019	IW-73-201510	SM 3500-Fe B#4	WET/57799		
60204425020	MW-40R-201510	SM 3500-Fe B#4	WET/57799		
60204425023	MW-71-201510	SM 3500-Fe B#4	WET/57799		
60204425024	IW-72-201510	SM 3500-Fe B#4	WET/57799		
60204425025	MW-62R-201510	SM 3500-Fe B#4	WET/57799		
60204425026	IW-80-201510	SM 3500-Fe B#4	WET/57799		
60204425027	MW-68-201510	SM 3500-Fe B#4	WET/57799		
60204425028	MW-36R-201510	SM 3500-Fe B#4	WET/57807		
60204425001	MW-57R-201510	SM 4500-H+B	WET/57810		
60204425002	MW-56R-201510	SM 4500-H+B	WET/57810		
60204425003	MW-55R-201510	SM 4500-H+B	WET/57810		
60204425005	MW-82-201510	SM 4500-H+B	WET/57810		
60204425006	IW-76-201510	SM 4500-H+B	WET/57810		
60204425007	RW-69-201510	SM 4500-H+B	WET/57810		
60204425008	MW-31R-201510	SM 4500-H+B	WET/57810		
60204425010	MW-60R-201510	SM 4500-H+B	WET/57810		
60204425011	MW-50R-201510	SM 4500-H+B	WET/57810		
60204425012	MW-66-201510	SM 4500-H+B	WET/57810		
60204425013	MW-67R-201510	SM 4500-H+B	WET/57810		
60204425016	ITMW-2-201510	SM 4500-H+B	WET/57811		
60204425017	MW-41R-201510	SM 4500-H+B	WET/57810		
60204425019	IW-73-201510	SM 4500-H+B	WET/57810		
60204425020	MW-40R-201510	SM 4500-H+B	WET/57810		
60204425023	MW-71-201510	SM 4500-H+B	WET/57810		
60204425024	IW-72-201510	SM 4500-H+B	WET/57810		
60204425025	MW-62R-201510	SM 4500-H+B	WET/57810		
60204425026	IW-80-201510	SM 4500-H+B	WET/57810		
60204425027	MW-68-201510	SM 4500-H+B	WET/57810		
60204425028	MW-36R-201510	SM 4500-H+B	WET/57810		
60204425001	MW-57R-201510	SM 4500-S-2 D	WET/57654		
60204425002	MW-56R-201510	SM 4500-S-2 D	WET/57654		

REPORT OF LABORATORY ANALYSIS

This report shall not be reproduced, except in full,
without the written consent of Pace Analytical Services, Inc..

Pace Analytical Services, Inc.
9608 Loiret Blvd.
Lenexa, KS 66219
(913)599-5665

QUALITY CONTROL DATA CROSS REFERENCE TABLE

Project: Fort Smith, AR
Pace Project No.: 60204425

Lab ID	Sample ID	QC Batch Method	QC Batch	Analytical Method	Analytical Batch
60204425003	MW-55R-201510	SM 4500-S-2 D	WET/57654		
60204425005	MW-82-201510	SM 4500-S-2 D	WET/57654		
60204425006	IW-76-201510	SM 4500-S-2 D	WET/57654		
60204425007	RW-69-201510	SM 4500-S-2 D	WET/57654		
60204425008	MW-31R-201510	SM 4500-S-2 D	WET/57654		
60204425010	MW-60R-201510	SM 4500-S-2 D	WET/57654		
60204425011	MW-50R-201510	SM 4500-S-2 D	WET/57654		
60204425012	MW-66-201510	SM 4500-S-2 D	WET/57654		
60204425013	MW-67R-201510	SM 4500-S-2 D	WET/57654		
60204425016	ITMW-2-201510	SM 4500-S-2 D	WET/57654		
60204425017	MW-41R-201510	SM 4500-S-2 D	WET/57654		
60204425019	IW-73-201510	SM 4500-S-2 D	WET/57654		
60204425020	MW-40R-201510	SM 4500-S-2 D	WET/57654		
60204425023	MW-71-201510	SM 4500-S-2 D	WET/57654		
60204425024	IW-72-201510	SM 4500-S-2 D	WET/57654		
60204425025	MW-62R-201510	SM 4500-S-2 D	WET/57654		
60204425026	IW-80-201510	SM 4500-S-2 D	WET/57654		
60204425027	MW-68-201510	SM 4500-S-2 D	WET/57654		
60204425028	MW-36R-201510	SM 4500-S-2 D	WET/57655		
60204425001	MW-57R-201510	EPA 300.0	WETA/36310		
60204425002	MW-56R-201510	EPA 300.0	WETA/36310		
60204425003	MW-55R-201510	EPA 300.0	WETA/36310		
60204425005	MW-82-201510	EPA 300.0	WETA/36310		
60204425006	IW-76-201510	EPA 300.0	WETA/36310		
60204425007	RW-69-201510	EPA 300.0	WETA/36310		
60204425008	MW-31R-201510	EPA 300.0	WETA/36310		
60204425010	MW-60R-201510	EPA 300.0	WETA/36310		
60204425011	MW-50R-201510	EPA 300.0	WETA/36310		
60204425012	MW-66-201510	EPA 300.0	WETA/36311		
60204425013	MW-67R-201510	EPA 300.0	WETA/36311		
60204425016	ITMW-2-201510	EPA 300.0	WETA/36311		
60204425017	MW-41R-201510	EPA 300.0	WETA/36311		
60204425019	IW-73-201510	EPA 300.0	WETA/36311		
60204425020	MW-40R-201510	EPA 300.0	WETA/36311		
60204425023	MW-71-201510	EPA 300.0	WETA/36311		
60204425024	IW-72-201510	EPA 300.0	WETA/36311		
60204425025	MW-62R-201510	EPA 300.0	WETA/36311		
60204425026	IW-80-201510	EPA 300.0	WETA/36311		
60204425027	MW-68-201510	EPA 300.0	WETA/36311		
60204425028	MW-36R-201510	EPA 300.0	WETA/36331		
60204425001	MW-57R-201510	EPA 350.1	WETA/36347		
60204425002	MW-56R-201510	EPA 350.1	WETA/36347		
60204425003	MW-55R-201510	EPA 350.1	WETA/36347		
60204425005	MW-82-201510	EPA 350.1	WETA/36347		
60204425006	IW-76-201510	EPA 350.1	WETA/36347		
60204425007	RW-69-201510	EPA 350.1	WETA/36347		

This report shall not be reproduced, except in full,
without the written consent of Pace Analytical Services, Inc..

Pace Analytical Services, Inc.
9608 Loiret Blvd.
Lenexa, KS 66219
(913)599-5665

QUALITY CONTROL DATA CROSS REFERENCE TABLE

Project: Fort Smith, AR
Pace Project No.: 60204425

Lab ID	Sample ID	QC Batch Method	QC Batch	Analytical Method	Analytical Batch
60204425008	MW-31R-201510	EPA 350.1	WETA/36347		
60204425010	MW-60R-201510	EPA 350.1	WETA/36347		
60204425011	MW-50R-201510	EPA 350.1	WETA/36347		
60204425012	MW-66-201510	EPA 350.1	WETA/36347		
60204425013	MW-67R-201510	EPA 350.1	WETA/36347		
60204425016	ITMW-2-201510	EPA 350.1	WETA/36347		
60204425017	MW-41R-201510	EPA 350.1	WETA/36347		
60204425019	IW-73-201510	EPA 350.1	WETA/36347		
60204425020	MW-40R-201510	EPA 350.1	WETA/36347		
60204425023	MW-71-201510	EPA 350.1	WETA/36347		
60204425024	IW-72-201510	EPA 350.1	WETA/36347		
60204425025	MW-62R-201510	EPA 350.1	WETA/36347		
60204425026	IW-80-201510	EPA 350.1	WETA/36347		
60204425027	MW-68-201510	EPA 350.1	WETA/36347		
60204425028	MW-36R-201510	EPA 350.1	WETA/36348		
60204425001	MW-57R-201510	EPA 353.2	WETA/36250		
60204425002	MW-56R-201510	EPA 353.2	WETA/36250		
60204425003	MW-55R-201510	EPA 353.2	WETA/36250		
60204425005	MW-82-201510	EPA 353.2	WETA/36250		
60204425006	IW-76-201510	EPA 353.2	WETA/36250		
60204425007	RW-69-201510	EPA 353.2	WETA/36250		
60204425008	MW-31R-201510	EPA 353.2	WETA/36250		
60204425010	MW-60R-201510	EPA 353.2	WETA/36250		
60204425011	MW-50R-201510	EPA 353.2	WETA/36250		
60204425012	MW-66-201510	EPA 353.2	WETA/36250		
60204425013	MW-67R-201510	EPA 353.2	WETA/36250		
60204425016	ITMW-2-201510	EPA 353.2	WETA/36250		
60204425017	MW-41R-201510	EPA 353.2	WETA/36250		
60204425019	IW-73-201510	EPA 353.2	WETA/36250		
60204425020	MW-40R-201510	EPA 353.2	WETA/36250		
60204425023	MW-71-201510	EPA 353.2	WETA/36250		
60204425024	IW-72-201510	EPA 353.2	WETA/36250		
60204425025	MW-62R-201510	EPA 353.2	WETA/36250		
60204425026	IW-80-201510	EPA 353.2	WETA/36250		
60204425027	MW-68-201510	EPA 353.2	WETA/36250		
60204425028	MW-36R-201510	EPA 353.2	WETA/36248		
60204425001	MW-57R-201510	EPA 365.4	WETA/36354		
60204425002	MW-56R-201510	EPA 365.4	WETA/36354		
60204425003	MW-55R-201510	EPA 365.4	WETA/36354		
60204425005	MW-82-201510	EPA 365.4	WETA/36354		
60204425006	IW-76-201510	EPA 365.4	WETA/36354		
60204425007	RW-69-201510	EPA 365.4	WETA/36354		
60204425008	MW-31R-201510	EPA 365.4	WETA/36354		
60204425010	MW-60R-201510	EPA 365.4	WETA/36354		
60204425011	MW-50R-201510	EPA 365.4	WETA/36354		
60204425012	MW-66-201510	EPA 365.4	WETA/36354		

This report shall not be reproduced, except in full,
without the written consent of Pace Analytical Services, Inc..

Pace Analytical Services, Inc.
9608 Loiret Blvd.
Lenexa, KS 66219
(913)599-5665

QUALITY CONTROL DATA CROSS REFERENCE TABLE

Project: Fort Smith, AR
Pace Project No.: 60204425

Lab ID	Sample ID	QC Batch Method	QC Batch	Analytical Method	Analytical Batch
60204425013	MW-67R-201510	EPA 365.4	WETA/36356		
60204425016	ITMW-2-201510	EPA 365.4	WETA/36356		
60204425017	MW-41R-201510	EPA 365.4	WETA/36356		
60204425019	IW-73-201510	EPA 365.4	WETA/36356		
60204425020	MW-40R-201510	EPA 365.4	WETA/36356		
60204425023	MW-71-201510	EPA 365.4	WETA/36356		
60204425024	IW-72-201510	EPA 365.4	WETA/36356		
60204425025	MW-62R-201510	EPA 365.4	WETA/36356		
60204425026	IW-80-201510	EPA 365.4	WETA/36356		
60204425027	MW-68-201510	EPA 365.4	WETA/36356		
60204425028	MW-36R-201510	EPA 365.4	WETA/36356		
60204425001	MW-57R-201510	SM 4500-CO2 D	WETA/36400		
60204425002	MW-56R-201510	SM 4500-CO2 D	WETA/36400		
60204425003	MW-55R-201510	SM 4500-CO2 D	WETA/36400		
60204425005	MW-82-201510	SM 4500-CO2 D	WETA/36400		
60204425006	IW-76-201510	SM 4500-CO2 D	WETA/36400		
60204425007	RW-69-201510	SM 4500-CO2 D	WETA/36400		
60204425008	MW-31R-201510	SM 4500-CO2 D	WETA/36400		
60204425010	MW-60R-201510	SM 4500-CO2 D	WETA/36400		
60204425011	MW-50R-201510	SM 4500-CO2 D	WETA/36400		
60204425012	MW-66-201510	SM 4500-CO2 D	WETA/36400		
60204425013	MW-67R-201510	SM 4500-CO2 D	WETA/36400		
60204425016	ITMW-2-201510	SM 4500-CO2 D	WETA/36400		
60204425017	MW-41R-201510	SM 4500-CO2 D	WETA/36400		
60204425019	IW-73-201510	SM 4500-CO2 D	WETA/36400		
60204425020	MW-40R-201510	SM 4500-CO2 D	WETA/36400		
60204425023	MW-71-201510	SM 4500-CO2 D	WETA/36400		
60204425024	IW-72-201510	SM 4500-CO2 D	WETA/36400		
60204425025	MW-62R-201510	SM 4500-CO2 D	WETA/36400		
60204425026	IW-80-201510	SM 4500-CO2 D	WETA/36400		
60204425027	MW-68-201510	SM 4500-CO2 D	WETA/36400		
60204425028	MW-36R-201510	SM 4500-CO2 D	WETA/36422		
60204425001	MW-57R-201510	SM 5310C	WETA/36275		
60204425002	MW-56R-201510	SM 5310C	WETA/36275		
60204425003	MW-55R-201510	SM 5310C	WETA/36299		
60204425005	MW-82-201510	SM 5310C	WETA/36275		
60204425006	IW-76-201510	SM 5310C	WETA/36275		
60204425007	RW-69-201510	SM 5310C	WETA/36275		
60204425008	MW-31R-201510	SM 5310C	WETA/36299		
60204425010	MW-60R-201510	SM 5310C	WETA/36299		
60204425011	MW-50R-201510	SM 5310C	WETA/36299		
60204425012	MW-66-201510	SM 5310C	WETA/36299		
60204425013	MW-67R-201510	SM 5310C	WETA/36299		
60204425016	ITMW-2-201510	SM 5310C	WETA/36299		
60204425017	MW-41R-201510	SM 5310C	WETA/36299		
60204425019	IW-73-201510	SM 5310C	WETA/36299		

This report shall not be reproduced, except in full,
without the written consent of Pace Analytical Services, Inc..

Pace Analytical Services, Inc.
9608 Loiret Blvd.
Lenexa, KS 66219
(913)599-5665

QUALITY CONTROL DATA CROSS REFERENCE TABLE

Project: Fort Smith, AR
Pace Project No.: 60204425

Lab ID	Sample ID	QC Batch Method	QC Batch	Analytical Method	Analytical Batch
60204425020	**MW-40R-201510**	SM 5310C	WETA/36299		
60204425023	**MW-71-201510**	SM 5310C	WETA/36299		
60204425024	**IW-72-201510**	SM 5310C	WETA/36299		
60204425025	**MW-62R-201510**	SM 5310C	WETA/36299		
60204425026	**IW-80-201510**	SM 5310C	WETA/36299		
60204425027	**MW-68-201510**	SM 5310C	WETA/36299		
60204425028	**MW-36R-201510**	SM 5310C	WETA/36299		

This report shall not be reproduced, except in full,
without the written consent of Pace Analytical Services, Inc..

Pace Analytical®
www.pacelabs.com

Sample Condition Upon Receipt

WO# : 60204425

60204425

Client Name: Environ

Optional
Proj Due Date:
Proj Name:

Courier: FedEx ☒ UPS ☐ VIA ☐ Clay ☐ PEX ☐ ECI ☐ Pace ☐ Other ☐ Client ☐

Tracking #: 6762 7065 3763, 3720, 3774, 3741, 3730, 3785 Pace Shipping Label Used? Yes ☐ No ☐

Custody Seal on Cooler/Box Present: Yes ☒ No ☐ Seals intact: Yes ☒ No ☐

Packing Material: Bubble Wrap ☐ Bubble Bags ☒ Foam ☒ None ☐ Other ☐

Thermometer Used: CF +0.6 T-239 / CF +0.6 T-262 **Type of Ice:** (Wet) Blue None ☐ Samples received on ice, cooling process has begun.
(circle one)

Cooler Temperature: 3.6 2.2 2.6 1.2 2.1 4.1

Temperature should be above freezing to 6°C

Date and initials of person examining contents:

Chain of Custody present:	☒Yes	☐No	☐N/A	1.
Chain of Custody filled out:	☒Yes	☐No	☐N/A	2.
Chain of Custody relinquished:	☒Yes	☐No	☐N/A	3.
Sampler name & signature on COC:	☒Yes	☐No	☐N/A	4.
Samples arrived within holding time:	☒Yes	☐No	☐N/A	5.
Short Hold Time analyses (<72hr):	☒Yes	☐No	☐N/A	6. NO_2 NO_3 pH
Rush Turn Around Time requested:	☐Yes	☒No	☐N/A	7.
Sufficient volume:	☒Yes	☐No	☐N/A	8.
Correct containers used:	☒Yes	☐No	☐N/A	
Pace containers used:	☒Yes	☐No	☐N/A	9.
Containers intact:	☒Yes	☐No	☐N/A	10.
Unpreserved 5035A soils frozen w/in 48hrs?	☐Yes	☐No	☒N/A	11.
Filtered volume received for dissolved tests?	☐Yes	☐No	☒N/A	12.
Sample labels match COC:	☒Yes	☐No	☐N/A	
Includes date/time/ID/analyses Matrix: WT				13.
All containers needing preservation have been checked.	☒Yes	☐No	☐N/A	
All containers needing preservation are found to be in compliance with EPA recommendation.	☒Yes	☐No	☐N/A	14.
Exceptions: (VOA), Coliform, O&G, WI-DRO (water)	☒Yes	☐No		Initial when completed / Lot # of added preservative
Trip Blank present:	☒Yes	☐No	☐N/A	
Pace Trip Blank lot # (if purchased): 10515				15.
Headspace in VOA vials (>6mm):	☐Yes	☒No	☐N/A	16.
Project sampled in USDA Regulated Area:	☐Yes	☐No	☒N/A	17. List State:
Additional labels attached to 5035A vials in the field?	☐Yes	☐No	☒N/A	18.

Client Notification/ Resolution: Copy COC to Client? Y / (N) Field Data Required? Y / (N)

Person Contacted: _____ Date/Time: _____

Comments/ Resolution: _____

Project Manager Review: CMB Date: 10/7/15

CHAIN-OF-CUSTODY / Analytical Request Document

The Chain-of-Custody is a LEGAL DOCUMENT. All relevant fields must be completed accurately.

Pace Analytical™ www.pacelabs.com

Page: 1 of 3

Section A Required Client Information:		Section B Required Project Information:		Section C Invoice Information:	
Company:	Environ	Report To:	Wendy Stonestreet	Attention:	Tammy Gleason
Address:	7500 College Blvd., Ste. 925	Copy To:	Tammy Gleason	Company Name:	Environ
	Overland Park, KS 66210			Address:	250 Monroe Ave. NW Grand Rapids
Email To:	wstonestreet@environcorp.com	Purchase Order No.:	NA	Pace Quote Reference:	Michigan, 49503
Phone:	913-553-5926 Fax:	Project Name:	Fort Smith, AR	Pace Project Manager:	Colleen Clyne
Requested Due Date/TAT:		Project Number:		Pace Profile #:	7444, line 1

REGULATORY AGENCY

☐ NPDES ☐ GROUND WATER ☐ DRINKING WATER

☐ UST ☐ RCRA ☑ OTHER ADEQ

Site Location STATE: AR

Requested Analysis Filtered (Y/N)

Section D Required Client Information

SAMPLE ID (A-Z, 0-9 / ,-) Sample IDs MUST BE UNIQUE

Valid Matrix Codes

MATRIX	CODE
DRINKING WATER	DW
WATER	WT
WASTE WATER	WW
PRODUCT	P
SOIL/SOLID	SL
OIL	OL
WIPE	WP
AIR	AR
OTHER	OT
TISSUE	TS

ITEM #	SAMPLE ID	MATRIX CODE (see valid codes to left)	SAMPLE TYPE (G=GRAB C=COMP)	COLLECTED COMPOSITE START DATE	COMPOSITE START TIME	COMPOSITE END/GRAB DATE	COMPOSITE END/GRAB TIME	SAMPLE TEMP AT COLLECTION	# OF CONTAINERS	Preservatives: Unpreserved	H_2SO_4	HNO_3	HCl	NaOH	$Na_2S_2O_3$	Methanol	Other	Analysis Test Y/N	8260 VOCs	Alkalinity	TOC	Chloride, Sulfate	8015 Chloroethanol (Pace Dallas)	6010-Iron/Mn	Ferric Iron calc. (send field Ferrous)	Ammonia	Nitrate+Nitrite	Total Phosphate (Pace Dallas)	Sulfide	CO2 Calc (Alkalinity +pH)	Residual Chlorine (Y/N)	Pace Project No./ Lab I.D. 60204425
1	MW-57R-201510	WT	G			10/6/15	1320		11	X	X	X	X	X					X	X	X	X	X	X	X	X	X	X	(3)DG9H (3)DG9H	001
2	MW-56R-201510	WT	G			10/6/15	1200		11	X	X	X	X	X					X	X	X	X	X	X	X	X	X	X		002
3	~~MW-98-201510~~	WT	G			10/6/15	1250		11	X	X	X	X	X																
4	MW-55R-201510	WT	G			10/6/15	1200		11	X	X	X	X	X					X	X	X	X	X	X	X	X	X	X	MS/MSD (6)DG9H (3)DG9H	003
5	TB-05-201510	WT	G			10/6/15	—		3				X						X	X	X	X	X	X	X	X	X	X	(2)DG9H	004
6	MW-82-201510	WT	G			10/6/15	1355		11	X	X	X	X	X					X	X	X	X	X	X	X	X	X	X	(3)OTHR (3)DG9H	005
7	IW-76-201510	WT	G			10/6/15	1600		11	X	X	X	X	X					X	X	X	X	X	X	X	X	X	X	(3)DG9H (3)DG9H	006
8	RW-69-201510	WT	G			10/6/15	1445		11	X	X	X	X	X					X	X	X	X	X	X	X	X	X	X		007
9	MW-31R-201510	WT	G			10/6/15	1535		11	X	X	X	X	X					X	X	X	X	X	X	X	X	X	X		008
10	TB-06-201510	WT	G			10/6/15	—		3				X						X	X	X	X	X	X	X	X	X	X	(2)DG9H	009
11	MW-60R-201510	WT	G			10/6/15	1105		11	X	X	X	X	X					X	X	X	X	X	X	X	X	X	X	(3)DG9H (3)DG9H	010
12	MW-50R-201510	WT	G			10/6/15	0845		11	X	X	X	X	X					X	X	X	X	X	X	X	X	X	X		011

ADDITIONAL COMMENTS	RELINQUISHED BY / AFFILIATION	DATE	TIME	ACCEPTED BY / AFFILIATION	DATE	TIME	SAMPLE CONDITIONS: Temp in °C	Received on Ice (Y/N)	Custody Sealed Cooler (Y/N)	Samples Intact (Y/N)
Level IV data package required	Victoria Siegten / Pantsoll Environ	10/6/15	1800		10/7	0845	3.6	Y	Y	Y
							2.2	Y	N	Y

SAMPLER NAME AND SIGNATURE

PRINT Name of SAMPLER: Victoria Siegten

SIGNATURE of SAMPLER: Victoria Sieg DATE Signed (MM/DD/YY): 10/6/15

*Important Note: By signing this form you are accepting Pace's NET 30 day payment terms and agreeing to late charges of 1.5% per month for any invoices not paid within 30 days.

CHAIN-OF-CUSTODY / Analytical Request Document

The Chain-of-Custody is a LEGAL DOCUMENT. All relevant fields must be completed accurately.

Pace Analytical
www.pacelabs.com

Section A Required Client Information:

Company:	Environ
Address:	7500 College Blvd., Ste. 925
	Overland Park, KS 66210
Email To:	wstonestreet@environcorp.com
Phone: 913-553-5926	Fax:
Requested Due Date/TAT:	

Section B Required Project Information:

Report To:	Wendy Stonestreet
Copy To:	Tammy Gleason
Purchase Order No.:	NA
Project Name:	Fort Smith, AR
Project Number:	

Section C Invoice Information:

Attention:	Tammy Gleason
Company Name:	Environ
Address:	250 Monroe Ave. NW Grand Rapids
Pace Quote Reference:	Michigan, 49503
Pace Project Manager:	Colleen Clyne
Pace Profile #:	7444, line 1

REGULATORY AGENCY

☐ NPDES ☐ GROUND WATER ☐ DRINKING WATER
☐ UST ☐ RCRA ☑ OTHER ADEQ

Site Location STATE: AR

Section D Required Client Information

SAMPLE ID (A-Z, 0-9 / ,-) Sample IDs MUST BE UNIQUE

Valid Matrix Codes

MATRIX	CODE
DRINKING WATER	DW
WATER	WT
WASTE WATER	WW
PRODUCT	P
SOIL/SOLID	SL
OIL	OL
WIPE	WP
AIR	AR
OTHER	OT
TISSUE	TS

ITEM #	SAMPLE ID	MATRIX CODE (see valid codes to left)	SAMPLE TYPE (G=GRAB C=COMP)	COLLECTED: COMPOSITE START DATE	COMPOSITE START TIME	COMPOSITE END/GRAB DATE	COMPOSITE END/GRAB TIME	SAMPLE TEMP AT COLLECTION	# OF CONTAINERS	Preservatives: Unpreserved	H_2SO_4	HNO_3	HCl	NaOH	$Na_2S_2O_3$	Methanol	Other	Analysis Test Y/N	8260 VOCs	Alkalinity	TOC	Chloride, Sulfate	8015 Chloroethanol (Pace Dallas)	6010-Iron/Mn	Ferric Iron calc. (send field Ferrous)	Ammonia	Nitrate+Nitrite	Total Phosphate (Pace Dallas)	Sulfide	CO2 Calc (Alkalinity +pH)	Residual Chlorine (Y/N)	Pace Project No./ Lab I.D. 60204425
1	MW-66-201510 BP3U A4S BP3Z BP3S BP3N	WT	G			10/6/15	1610		11	X	X	X	X	X					X	X	X	X	X	X	X	X	X	X		(3)DG4H (5)DG4H 012
2	MW-67-201510	WT	G			10/6/15	1400		11	X	X	X	X	X					X	X	X	X	X	X	X	X	X	X		↓ ↓ 013
3	EB-02-201510	WT	G			10/6/15	1725		3				X						X											(3)DG4H 014
4	TB-07-201510	WT	G			10/6/15	—		3				X						X											(2)DG4H 015
5	ITMW-2-201510	WT	G			10/6/15	1715		11	X	X	X	X	X					X	X	X	X	X	X	X	X	X	X	X		(5)DG4H (3)DG4H 016
6	MW-41R-201510	WT	G			10/6/15	1400		11	X	X	X	X	X					X	X	X	X	X	X	X	X	X	X	X		↓ ↓ 017
7	DUP-07-201510	WT	G			10/6/15	1400		3				X						X											(3)DG4H 018
8	IW-73-201510	WT	G			10/6/15	1600		11										X	X	X	X	X	X	X	X	X	X	X		(3)DG4H (5)DG4H 019
9	MW-40R-201510	WT	G			10/6/15	910		11	X	X	X	X	X					X	X	X	X	X	X	X	X	X	X	X		↓ ↓ 020
10	DUP-03-201510	WT	G			10/6/15	910		3				X						X											(3)DG4H 021
11	TB-08-201510	WT	G			10/6/15	—		3				X						X											(2)DG4H 022
12	MW-71-201510	WT	G			10/6/15	1100		11	X	X	X	X	X					X	X	X	X	X	X	X	X	X	X	X		(3)DG4H (3)DG4H 023

ADDITIONAL COMMENTS	RELINQUISHED BY / AFFILIATION	DATE	TIME	ACCEPTED BY / AFFILIATION	DATE	TIME	SAMPLE CONDITIONS			
Level IV data package required	Victoria Sielaff / Pemboll Environ	10/16/15	1800		10/16	0845	2.6	Y	Y	Y
							1.2	X	X	X

SAMPLER NAME AND SIGNATURE

PRINT Name of SAMPLER: Victoria Sielaff

SIGNATURE of SAMPLER: Victoria Sielaff DATE Signed (MM/DD/YY): 10/16/15

Temp In °C | Received on Ice (Y/N) | Custody Sealed Cooler (Y/N) | Samples Intact (Y/N)

*Important Note: By signing this form you are accepting Pace's NET 30 day payment terms and agreeing to late charges of 1.5% per month for any invoices not paid within 30 days.

F-ALL-Q-020rev.07, 15-Feb-2007

Pace Analytical
www.pacelabs.com

CHAIN-OF-CUSTODY / Analytical Request Document

The Chain-of-Custody is a LEGAL DOCUMENT. All relevant fields must be completed accurately.

Section A Required Client Information:		Section B Required Project Information:		Section C Invoice Information:	
Company:	Environ	Report To:	Wendy Stonestreet	Attention:	Tammy Gleason
Address:	7500 College Blvd., Ste. 925	Copy To:	Tammy Gleason	Company Name:	Environ
	Overland Park, KS 66210			Address:	250 Monroe Ave. NW Grand Rapids
Email To:	wstonestreet@environcorp.com	Purchase Order No.:	NA	Pace Quote Reference:	Michigan, 49503
Phone:	913-553-5926 Fax:	Project Name:	Fort Smith, AR	Pace Project Manager:	Colleen Clyne
Requested Due Date/TAT:		Project Number:		Pace Profile #:	7444, line 1

REGULATORY AGENCY

☐ NPDES ☐ GROUND WATER ☐ DRINKING WATER
☐ UST ☐ RCRA ☑ OTHER ADEQ

Site Location STATE: AR

Section D Required Client Information

SAMPLE ID
(A-Z, 0-9 / ,-)
Sample IDs MUST BE UNIQUE

Valid Matrix Codes

MATRIX	CODE
DRINKING WATER	DW
WATER	WT
WASTE WATER	WW
PRODUCT	P
SOIL/SOLID	SL
OIL	OL
WIPE	WP
AIR	AR
OTHER	OT
TISSUE	TS

ITEM #	SAMPLE ID	MATRIX CODE (see valid codes to left)	SAMPLE TYPE (G=GRAB C=COMP)	COLLECTED COMPOSITE START DATE	COLLECTED COMPOSITE START TIME	COLLECTED COMPOSITE END/GRAB DATE	COLLECTED COMPOSITE END/GRAB TIME	SAMPLE TEMP AT COLLECTION	# OF CONTAINERS	Preservatives: Unpreserved	H_2SO_4	HNO_3	HCl	NaOH	$Na_2S_2O_3$	Methanol	Other	Analysis Test Y/N	8260 VOCs	Alkalinity	TOC	Chloride, Sulfate	8015 Chloroethanol (Pace Dallas)	8010-Iron/Mn	Ferric Iron calc. (send field Ferrous)	Ammonia	Nitrate+Nitrite	Total Phosphate (Pace Dallas)	Sulfide	CO2 Calc (Alkalinity +pH)	Residual Chlorine (Y/N)	Pace Project No./ Lab I.D. 60204425
1	MW-72-201510 BP3N ACES BP3Z BP3S BP3N	WT	G			10/6/15	1120		11	X	X	X	X	X				X	X	X	X	X	X	X	X	X	X	(3)DG9H (3)DG9N	024
2	MW-62R-201510	WT	G			10/6/15	1000		11	X	X	X	X	X				X	X	X	X	X	X	X	X	X	X	↓	025
3	MW-80-201510	WT	G	(3)OTHR	(3)DG9N	10/6/15	1030		11	X	X	X	Z	X			X	X	X	X	X	X	X	X	X	X	X	7day notification	VOCs 026
4	MW-68-201510	WT	G			10/6/15	1000		11	X	X	X	X	X				X	X	X	X	X	X	X	X	X	X	(3)DG9H (3)DG9N	027
5	MW-36R-201510	WT	G			10/6/15	0935		11	X	X	X	X	X				X	X	X	X	X	X	X	X	X	X	(3)OTHR (3)DG9N	028
6	TB-10-201510	WT	G			10/6/15	—		3				X					X										(2)DG9H	029
7																														
8																														
9																														
10																														
11																														
12																														

ADDITIONAL COMMENTS	RELINQUISHED BY / AFFILIATION	DATE	TIME	ACCEPTED BY / AFFILIATION	DATE	TIME
Level IV data package required	Victoria Sieglen / Dawball Environ	10/6/15	1800		10/7	0845

SAMPLE CONDITIONS			
2.1	Y	Y	Y
4.1	Y	Y	Y

Temp in °C | Received on Ice (Y/N) | Custody Sealed Cooler (Y/N) | Samples Intact (Y/N)

SAMPLER NAME AND SIGNATURE

PRINT Name of SAMPLER: Victoria Sieglen

SIGNATURE of SAMPLER: Victoria Sieglen DATE Signed (MM/DD/YY): 10/6/15

*Important Note: By signing this form you are accepting Pace's NET 30 day payment terms and agreeing to late charges of 1.5% per month for any invoices not paid within 30 days.

Chain of Custody

Pace Analytical®
www.pacelabs.com

Workorder: 60204425 **Workorder Name:** Fort Smith, AR **Owner Received Date:** 10/7/2015 **Results Requested By:** 10/19/2015

Report To	Subcontract To
Colleen Clyne Pace Analytical Services, Inc. 9608 Loiret Blvd. Lenexa, KS 66219 Phone (913)599-5665 Fax (913)599-1759	Pace Analytical Dallas 400 West Bethany Drive Suite 190 Allen, TX 75013 Phone (972)727-1123

						Preserved Containers						Requested Analysis												
Item	Sample ID	Sample Type	Collect Date/Tim	Lab ID	Matrix	BP3S	DG9U					8015 Chloroethanol												LAB USE ONLY
1	MW-57R-201510	PS	10/6/2015 13:20	60204425001	Water	1	1					X												
2	MW-56R-201510	PS	10/6/2015 12:00	60204425002	Water	1	1					X												
3	MW-55R-201510	RQS	10/6/2015 12:00	60204425003	Water	1	1					X												
4	MW-82-201510	PS	10/6/2015 13:55	60204425005	Water	1	1					X												
5	IW-76-201510	PS	10/6/2015 16:00	60204425006	Water	1	1					X												
6	RW-69-201510	PS	10/6/2015 14:45	60204425007	Water	1	1					X												
7	MW-31R-201510	PS	10/6/2015 15:35	60204425008	Water	1	1					X												
8	MW-60R-201510	PS	10/6/2015 11:05	60204425010	Water	1	1					X												
9	MW-50R-201510	PS	10/6/2015 08:45	60204425011	Water	1	1					X												
10	MW-66-201510	PS	10/6/2015 16:10	60204425012	Water	1	1					X												
11	MW-67-201510	PS	10/6/2015 14:00	60204425013	Water	1	1					X												
12	ITMW-2-201510	PS	10/6/2015 17:15	60204425016	Water	1	1					X												
13	MW-41R-201510	PS	10/6/2015 14:00	60204425017	Water	1	1					X												
14	IW-73-201510	PS	10/6/2015 16:00	60204425019	Water	1	1					X												
15	MW-40R-201510	PS	10/6/2015 09:10	60204425020	Water	1	1					X												
16	MW-71-201510	PS	10/6/2015 17:00	60204425023	Water	1	1					X												
17	IW-72-201510	PS	10/6/2015 11:20	60204425024	Water	1	1					X												
18	MW-62R-201510	PS	10/6/2015 10:00	60204425025	Water	1	1					X												
19	IW-80-201510	PS	10/6/2015 10:30	60204425026	Water	1	1					X												

Chain of Custody

Pace Analytical®
www.pacelabs.com

Workorder: 60204425 **Workorder Name:** Fort Smith, AR **Owner Received Date:** 10/7/2015 **Results Requested By:** 10/19/2015

Report To	Subcontract To
Colleen Clyne Pace Analytical Services, Inc. 9608 Loiret Blvd. Lenexa, KS 66219 Phone (913)599-5665 Fax (913)599-1759	Pace Analytical Dallas 400 West Bethany Drive Suite 190 Allen, TX 75013 Phone (972)727-1123

						Preserved Containers						Requested Analysis												
Item	Sample ID	Sample Type	Collect Date/Tim	Lab ID	Matrix	BP3S	DG9U					8015 Chloroethanol												LAB USE ONLY
20	MW-68-201510	PS	10/6/2015 10:00	60204425027	Water	1	1					X												
21	MW-36R-201510	PS	10/6/2015 09:35	60204425028	Water	1	1					X												
22																								
23																								
24																								

Transfers	Released By	Date/Time	Received By	Date/Time
1				
2				
3				

Comments

Cooler Temperature on Receipt °C	Custody Seal Y or	Received on Ice Y or	Samples Intact Y or N

****In order to maintain client confidentiality, location/name of the sampling site, sampler's name and signature may not be provided on this COC document. This chain of custody is considered complete as is since this information is available in the owner laboratory.*

Chain of Custody

Pace Analytical®
www.pacelabs.com

Workorder: 60204425 **Workorder Name:** Fort Smith, AR **Owner Received Date:** 10/7/2015 **Results Requested By:** 10/19/2015

Report To	Subcontract To
Colleen Clyne Pace Analytical Services, Inc. 9608 Loiret Blvd. Lenexa, KS 66219 Phone (913)599-5665 Fax (913)599-1759	Pace Analytical Dallas 400 West Bethany Drive Suite 190 Allen, TX 75013 Phone (972)727-1123

						Preserved Containers						Requested Analysis												
Item	Sample ID	Sample Type	Collect Date/Tim	Lab ID	Matrix	BP3S	DG9U					8015 Chloroethanol												LAB USE ONLY
1	MW-57R-201510	PS	10/6/2015 13:20	60204425001	Water	1	1					X												001
2	MW-56R-201510	PS	10/6/2015 12:00	60204425002	Water	1	1					X												002
3	MW-55R-201510	RQS	10/6/2015 12:00	60204425003	Water	1	1					X												003
4	MW-82-201510	PS	10/6/2015 13:55	60204425005	Water	1	1					X												004
5	IW-76-201510	PS	10/6/2015 16:00	60204425006	Water	1	1					X												005
6	RW-69-201510	PS	10/6/2015 14:45	60204425007	Water	1	1					X												006
7	MW-31R-201510	PS	10/6/2015 15:35	60204425008	Water	1	1					X												007
8	MW-60R-201510	PS	10/6/2015 11:05	60204425010	Water	1	1					X												008
9	MW-50R-201510	PS	10/6/2015 08:45	60204425011	Water	1	1					X												009
10	MW-66-201510	PS	10/6/2015 16:10	60204425012	Water	1	1					X												010
11	MW-67-201510	PS	10/6/2015 14:00	60204425013	Water	1	1					X												011
12	ITMW-2-201510	PS	10/6/2015 17:15	60204425016	Water	1	1					X												012
13	MW-41R-201510	PS	10/6/2015 14:00	60204425017	Water	1	1					X												013
14	IW-73-201510	PS	10/6/2015 16:00	60204425019	Water	1	1					X												014
15	MW-40R-201510	PS	10/6/2015 09:10	60204425020	Water	1	1					X												015
16	MW-71-201510	PS	10/6/2015 17:00	60204425023	Water	1	1					X												016
17	IW-72-201510	PS	10/6/2015 11:20	60204425024	Water	1	1					X												017
18	MW-62R-201510	PS	10/6/2015 10:00	60204425025	Water	1	1					X												018
19	IW-80-201510	PS	10/6/2015 10:30	60204425026	Water	1	1					X												019

Page 230 of 238

WO# : 7532155



Chain of Custody

Pace Analytical®
www.pacelabs.com

Workorder: 60204425 **Workorder Name:** Fort Smith, AR **Owner Received Date:** 10/7/2015 **Results Requested By:** 10/19/2015

Report To	Subcontract To
Colleen Clyne Pace Analytical Services, Inc. 9608 Loiret Blvd. Lenexa, KS 66219 Phone (913)599-5665 Fax (913)599-1759	Pace Analytical Dallas 400 West Bethany Drive Suite 190 Allen, TX 75013 Phone (972)727-1123

Item	Sample ID	Sample Type	Collect Date/Tim	Lab ID	Matrix	Preserved Containers: BP3S	DG9U					Requested Analysis: 8015 Chloroethanol												LAB USE ONLY
20	MW-68-201510	PS	10/6/2015 10:00	60204425027	Water	1	1					X												020
21	MW-36R-201510	PS	10/6/2015 09:35	60204425028	Water	1	1					X												021
22																								
23																								
24																								

Transfers	Released By	Date/Time	Received By	Date/Time
1	[signature]	10/6/15 AOO	[signature]	10-9-15 0800
2				
3	4.8°C			

Comments

Cooler Temperature on Receipt 3.8 °C	Custody Seal Y or	Received on Ice Y or	Samples Intact Y or N

****In order to maintain client confidentiality, location/name of the sampling site, sampler's name and signature may not be provided on this COC document. This chain of custody is considered complete as is since this information is available in the owner laboratory.*

Pace Analytical

Sample Condition Upon Receipt
Dallas

Client Name: Pace Kansas Project Work order: 75532155

Courier: FedEX ☑ UPS ☐ USPS ☐ Client ☐ Courier ☐ LSO ☐ PACE ☐ Other:_____

Tracking#: 6508 8159 8000 6508 8159 8010

Custody Seal on Cooler/Box: Yes ☑ No ☐ **Seals Intact:** Yes ☑ No ☐ NA ☐

Packing Material: Bubble Wrap ☐ Bubble Bags ☐ Foam ☑ None ☐ Other ☑

Thermometer Used: IR-01 Type of Ice: Wet ☑ Blue ☐ None ☐ Sample Received on ice, cooling process has begun ☑

Cooler Temp: 3.8°C 4.8°C (Temp should be above freezing to 6°C)

Chain of Custody Present	Yes ☑ No ☐ NA ☐	1
Chain of Custody filled out	Yes ☑ No ☐ NA ☐	2
Chain of Custody relinquished	Yes ☑ No ☐ NA ☐	3
Sampler name & signature on COC	Yes ☐ No ☑ NA ☐	4
Sample received within HT	Yes ☑ No ☐ NA ☐	5
Short HT analyses (<72 hrs)	Yes ☐ No ☑ NA ☐	6
Rush TAT requested	Yes ☐ No ☑ NA ☐	7
Sufficient Volume received	Yes ☑ No ☐ NA ☐	8
Correct Container used Pace Container used	Yes ☑ No ☐ NA ☐ Yes ☑ No ☐ NA ☐	9
Container Intact	Yes ☑ No ☐ NA ☐	10
Unpreserved 5035A soil frozen within 48 hrs	Yes ☐ No ☐ NA ☑	11
Filtered volume received for Dissolved tests	Yes ☐ No ☐ NA ☑	12
Sample labels match COC Include date/time/ID/analyses Matrix: WATER	Yes ☑ No ☐ NA ☐	13
All containers needing preservation have been checked	Yes ☐ No ☐ NA ☑	14a. Lot# of pH strip:_____ pH checked Yes ☐ No ☐ pH<2 ☐ pH>9 ☐ pH>12 ☐ Lot# of Iodine strip:_____ Lot# of Lead Acetate strip:_____
Do containers require preservation at the lab	Yes ☐ No ☐ NA ☑	14b. Preservation: / Lot#:
All containers needing preservation are found to be in Compliance with EPA recommendation **Exception**: VOA, coliform, O&G	Yes ☐ No ☐ NA ☑ Yes ☑ No ☐	14c.
Are soil samples (volatiles) received in Bulk ☐ Terracore ☐ EnCore ☐	NA ☑	15.
Trip Blank present Trip Blank Custody Seals Intact Pace Trip Blank Lot# (if purchased):_____	Yes ☐ No ☐ NA ☑ Yes ☐ No ☐ NA ☑	16.
Headspace in VOA (>6mm)	Yes ☐ No ☐ NA ☑	17.
Project sampled in USDA Regulated Area:	Yes ☐ No ☐ NA ☑	18. List State _____

Client Notification/Resolution/Comments:

Person Contacted:_____ Date:_____

Comments/Resolution:_____

Person Examining Contents: SS Date: 10/9/15

Pace Analytical Services - Dallas

Sample Container Count-

COC PAGE 1 of 2

COC ID# _____

Pace Project # 7532155

Sample Line Item	AG1S	AG1U	AG3S	BG1S	BP1U	BP2N	BP2S	BP2U	BP20	SP5T	VG9H	DG9M	VG9U	VG9W	WGFU	WGKU	BP3C	GN	WG2U	BP3S	DG9U			
1																					3			
2																					3			
3																					3			
4																					3			
5																					3			
6																					3			
7																					3			
8																					3			
9																					3			
10																					3			
11																					3			
12																					3			

Container Codes

AF	Air Filter	BP1A	1 liter NaOH, Asc Acid plastic	BP3S	250mL H2SO4 plastic	R	terra core kit
AG1H	1L HCL Amber Glass	BP1N	1 liter HNO3 plastic	BP3U	250mL unpreserved plastic	SP5T	120mL Coliform Na Thiosulfate
AG1S	1L H2SO4 Amber Glass	BP1S	1 liter H2SO4 plastic	BP3Z	250mL NaOH, Zn Ac plastic	SP5U	120mL Coliform unpreserved
AG1T	1L Sodium Thiosulfate Amber	BP1U	1 liter unpreserved plastic	C	Air Cassettes	VG9H	40mL HCL clear vial
AG1U	1L Unpreserved Amber Glass	BP1Z	1 liter NaOH, Zn, Ac	DG9B	40mL Na Bisulfate amber vial	VG9T	40mL Na Thio. clear vial
AG2N	500mL HNO3 amber glass	BP2A	500mL NaOH, Asc Acid plasti	DG9H	40mL HCL amber voa vial	VG9U	40mL unpreserved clear vial
AG2S	500mL H2SO4 amber glass	BP2N	500mL HNO3 plastic	DG9M	40mL MeOH clear vial	VG9W	40mL Unpreserved Tared
AG2U	500mL unpreserved amber glas	BP2O	500mL NaOH plastic	DG9P	40mL TSP amber vial	VSG	Headspace septa vial & HCL
AG3S	250mL H2SO4 glass amber	BP2S	500mL H2SO4 plastic	DG9S	40mL H2SO4 amber vial	WGFU	4oz clear soil jar
AG3U	250mL unpreserved amber glas	BP2U	500mL unpreserved plastic	DG9T	40mL Na Thio amber vial	WGFX	4oz wide jar w/hexane wipe
BG1H	1 liter HCL clear glass	BP2Z	500mL NaOH, Zn Ac	DG9U	40mL unpreserved amber vial	WGKU	8oz wide jar upreserved
BG1S	1 liter H2SO4 clear glass	BP3A	250mL NaOh, Asc Acid plastic	GN	General unpreserved	WG2U	2oz clear jar
BG1T	1 liter Na Thiosulfate clear gla	BP3C	250mL NaOH plastic	I	Wipe/Swab	ZPLC	Ziploc Bag
BG1U	1 liter unpreserved glass	BP3N	250mL HNO3 plastic	JGFU	4oz unpreserved amber wide	Other	Other

Pace Analytical Services - Dallas

Sample Container Count-

COC PAGE 2 of 2

COC ID# _____

Pace Project # 7532155

Sample Line Item	AG1S	AG1U	AG3S	BG1S	BP1U	BP2N	BP2S	BP2U	BP20	SP5T	VG9H	DG9M	VG9U	VG9W	WGFU	WGKU	BP3C	GN	WG2U	BP3S	DG9U			
1																					3			
2																					3			
3																					3			
4																					3			
5																					3			
6																					3			
7																					3			
8																					3			
9																					3			
10																								
11																								
12																								

Container Codes

AF	Air Filter	BP1A	1 liter NaOH, Asc Acid plastic	BP3S	250mL H2SO4 plastic	R	terra core kit
AG1H	1L HCL Amber Glass	BP1N	1 liter HNO3 plastic	BP3U	250mL unpreserved plastic	SP5T	120mL Coliform Na Thiosulfate
AG1S	1L H2SO4 Amber Glass	BP1S	1 liter H2SO4 plastic	BP3Z	250mL NaOH, Zn Ac plastic	SP5U	120mL Coliform unpreserved
AG1T	1L Sodium Thiosulfate Amber	BP1U	1 liter unpreserved plastic	C	Air Cassettes	VG9H	40mL HCL clear vial
AG1U	1L Unpreserved Amber Glass	BP1Z	1 liter NaOH, Zn, Ac	DG9B	40mL Na Bisulfate amber vial	VG9T	40mL Na Thio. clear vial
AG2N	500mL HNO3 amber glass	BP2A	500mL NaOH, Asc Acid plasti	DG9H	40mL HCL amber voa vial	VG9U	40mL unpreserved clear vial
AG2S	500mL H2SO4 amber glass	BP2N	500mL HNO3 plastic	DG9M	40mL MeOH clear vial	VG9W	40mL Unpreserved Tared
AG2U	500mL unpreserved amber glas	BP2O	500mL NaOH plastic	DG9P	40mL TSP amber vial	VSG	Headspace septa vial & HCL
AG3S	250mL H2SO4 glass amber	BP2S	500mL H2SO4 plastic	DG9S	40mL H2SO4 amber vial	WGFU	4oz clear soil jar
AG3U	250mL unpreserved amber glas	BP2U	500mL unpreserved plastic	DG9T	40mL Na Thio amber vial	WGFX	4oz wide jar w/hexane wipe
BG1H	1 liter HCL clear glass	BP2Z	500mL NaOH, Zn Ac	DG9U	40mL unpreserved amber vial	WGKU	8oz wide jar upreserved
BG1S	1 liter H2SO4 clear glass	BP3A	250mL NaOh, Asc Acid plastic	GN	General unpreserved	WG2U	2oz clear jar
BG1T	1 liter Na Thiosulfate clear gla	BP3C	250mL NaOH plastic	I	Wipe/Swab	ZPLC	Ziploc Bag
BG1U	1 liter unpreserved glass	BP3N	250mL HNO3 plastic	JGFU	4oz unpreserved amber wide	Other	Other

Pace Analytical Services, Inc.
9608 Loiret Blvd.
Lenexa, KS 66219
(913)599-5665

October 16, 2015

Wendy Stonestreet
Environ International Corporation
7500 College Blvd Ste 925
Overland Park, KS 66210

RE: Project: Fort Smith, AR
Pace Project No.: 60204426

Dear Wendy Stonestreet:
Enclosed are the analytical results for sample(s) received by the laboratory on October 07, 2015. The results relate only to the samples included in this report. Results reported herein conform to the most current TNI standards and the laboratory's Quality Assurance Manual, where applicable, unless otherwise noted in the body of the report.

If you have any questions concerning this report, please feel free to contact me.

Sincerely,

Colleen Clyne
colleen.clyne@pacelabs.com
Project Manager

Enclosures

cc: Tamara Gleason, ENVIRON International Corporation

This report shall not be reproduced, except in full,
without the written consent of Pace Analytical Services, Inc..

Pace Analytical Services, Inc.
9608 Loiret Blvd.
Lenexa, KS 66219
(913)599-5665

CERTIFICATIONS

Project: Fort Smith, AR
Pace Project No.: 60204426

Kansas Certification IDs
9608 Loiret Boulevard, Lenexa, KS 66219
WY STR Certification #: 2456.01
Arkansas Certification #: 15-016-0
Illinois Certification #: 003097
Iowa Certification #: 118
Kansas/NELAP Certification #: E-10116
Louisiana Certification #: 03055
Nevada Certification #: KS000212008A
Oklahoma Certification #: 9205/9935
Texas Certification #: T104704407
Utah Certification #: KS00021

Dallas Certification IDs:
400 West Bethany Dr Suite 190, Allen, TX 75013
EPA# TX00074
Texas Certification #: T104704232-14-8
Kansas Certification #: E-10388
Arkansas Certification #: 88-0647
Oklahoma Certification #: 2014-055
Louisiana Certification #: 02007

This report shall not be reproduced, except in full,
without the written consent of Pace Analytical Services, Inc..

Pace Analytical Services, Inc.
9608 Loiret Blvd.
Lenexa, KS 66219
(913)599-5665

SAMPLE SUMMARY

Project: Fort Smith, AR
Pace Project No.: 60204426

Lab ID	Sample ID	Matrix	Date Collected	Date Received
60204426001	**MW-99-201510**	Water	10/06/15 08:35	10/07/15 08:45
60204426002	**TB-09-201510**	Water	10/06/15 00:00	10/07/15 08:45
60204426003	**MW-183-201510**	Water	10/06/15 10:41	10/07/15 08:45
60204426004	**MW-98-201510**	Water	10/06/15 12:50	10/07/15 08:45

REPORT OF LABORATORY ANALYSIS

This report shall not be reproduced, except in full,
without the written consent of Pace Analytical Services, Inc..

Pace Analytical Services, Inc.
9608 Loiret Blvd.
Lenexa, KS 66219
(913)599-5665

SAMPLE ANALYTE COUNT

Project: Fort Smith, AR
Pace Project No.: 60204426

Lab ID	Sample ID	Method	Analysts	Analytes Reported	Laboratory
60204426001	**MW-99-201510**	EPA 8015 - Alcohol	MS1	1	PASI-D
		EPA 6010	JGP	2	PASI-K
		EPA 5030B/8260	PGH	38	PASI-K
		SM 2320B	LDB	3	PASI-K
		SM 3500-Fe B#4	TJG	1	PASI-K
		SM 4500-H+B	TJG	1	PASI-K
		SM 4500-S-2 D	LDB	1	PASI-K
		EPA 300.0	AJM	2	PASI-K
		EPA 350.1	RAB	1	PASI-K
		EPA 353.2	RAB	3	PASI-K
		EPA 365.4	RAB	1	PASI-K
		SM 4500-CO2 D	TJG	1	PASI-K
		SM 5310C	ESM	1	PASI-K
60204426002	**TB-09-201510**	EPA 5030B/8260	PGH	38	PASI-K
60204426003	**MW-183-201510**	EPA 8015 - Alcohol	MS1	1	PASI-D
		EPA 6010	JGP	2	PASI-K
		EPA 5030B/8260	PGH	38	PASI-K
		SM 2320B	LDB	3	PASI-K
		SM 3500-Fe B#4	TJG	1	PASI-K
		SM 4500-H+B	TJG	1	PASI-K
		SM 4500-S-2 D	LDB	1	PASI-K
		EPA 300.0	AJM	2	PASI-K
		EPA 350.1	RAB	1	PASI-K
		EPA 353.2	RAB	3	PASI-K
		EPA 365.4	RAB	1	PASI-K
		SM 4500-CO2 D	TJG	1	PASI-K
		SM 5310C	ESM	1	PASI-K
60204426004	**MW-98-201510**	EPA 8015 - Alcohol	MS1	1	PASI-D
		EPA 6010	JGP	2	PASI-K
		EPA 5030B/8260	PGH	38	PASI-K
		SM 2320B	LDB	3	PASI-K
		SM 3500-Fe B#4	TJG	1	PASI-K
		SM 4500-H+B	TJG	1	PASI-K
		SM 4500-S-2 D	LDB	1	PASI-K
		EPA 300.0	AJM	2	PASI-K
		EPA 350.1	RAB	1	PASI-K
		EPA 353.2	RAB	3	PASI-K

This report shall not be reproduced, except in full,
without the written consent of Pace Analytical Services, Inc..

Pace Analytical Services, Inc.
9608 Loiret Blvd.
Lenexa, KS 66219
(913)599-5665

SAMPLE ANALYTE COUNT

Project: Fort Smith, AR
Pace Project No.: 60204426

Lab ID	Sample ID	Method	Analysts	Analytes Reported	Laboratory
		EPA 365.4	RAB	1	PASI-K
		SM 4500-CO2 D	TJG	1	PASI-K
		SM 5310C	ESM	1	PASI-K

This report shall not be reproduced, except in full,
without the written consent of Pace Analytical Services, Inc..

Pace Analytical Services, Inc.
9608 Loiret Blvd.
Lenexa, KS 66219
(913)599-5665

PROJECT NARRATIVE

Project: Fort Smith, AR
Pace Project No.: 60204426

Method: **EPA 8015 - Alcohol**
Description: Alcohol by Direct Inject GCFID
Client: Environ_AR
Date: October 16, 2015

General Information:
3 samples were analyzed for EPA 8015 - Alcohol. All samples were received in acceptable condition with any exceptions noted below or on the chain-of custody and/or the sample condition upon receipt form (SCUR) attached at the end of this report.

Hold Time:
The samples were analyzed within the method required hold times with any exceptions noted below.

Initial Calibrations (including MS Tune as applicable):
All criteria were within method requirements with any exceptions noted below.

Continuing Calibration:
All criteria were within method requirements with any exceptions noted below.

Surrogates:
All surrogates were within QC limits with any exceptions noted below.

Method Blank:
All analytes were below the report limit in the method blank, where applicable, with any exceptions noted below.

Laboratory Control Spike:
All laboratory control spike compounds were within QC limits with any exceptions noted below.

Matrix Spikes:
All percent recoveries and relative percent differences (RPDs) were within acceptance criteria with any exceptions noted below.

Additional Comments:

This report shall not be reproduced, except in full,
without the written consent of Pace Analytical Services, Inc..

Pace Analytical Services, Inc.
9608 Loiret Blvd.
Lenexa, KS 66219
(913)599-5665

PROJECT NARRATIVE

Project: Fort Smith, AR
Pace Project No.: 60204426

Method: **EPA 6010**
Description: 6010 MET ICP
Client: Environ_AR
Date: October 16, 2015

General Information:
3 samples were analyzed for EPA 6010. All samples were received in acceptable condition with any exceptions noted below or on the chain-of custody and/or the sample condition upon receipt form (SCUR) attached at the end of this report.

Hold Time:
The samples were analyzed within the method required hold times with any exceptions noted below.

Sample Preparation:
The samples were prepared in accordance with EPA 3010 with any exceptions noted below.

Initial Calibrations (including MS Tune as applicable):
All criteria were within method requirements with any exceptions noted below.

Continuing Calibration:
All criteria were within method requirements with any exceptions noted below.

Method Blank:
All analytes were below the report limit in the method blank, where applicable, with any exceptions noted below.

Laboratory Control Spike:
All laboratory control spike compounds were within QC limits with any exceptions noted below.

Matrix Spikes:
All percent recoveries and relative percent differences (RPDs) were within acceptance criteria with any exceptions noted below.

Additional Comments:

This report shall not be reproduced, except in full,
without the written consent of Pace Analytical Services, Inc..

Pace Analytical Services, Inc.
9608 Loiret Blvd.
Lenexa, KS 66219
(913)599-5665

PROJECT NARRATIVE

Project: Fort Smith, AR
Pace Project No.: 60204426

Method: **EPA 5030B/8260**
Description: 8260 MSV
Client: Environ_AR
Date: October 16, 2015

General Information:
4 samples were analyzed for EPA 5030B/8260. All samples were received in acceptable condition with any exceptions noted below or on the chain-of custody and/or the sample condition upon receipt form (SCUR) attached at the end of this report.

Hold Time:
The samples were analyzed within the method required hold times with any exceptions noted below.

Initial Calibrations (including MS Tune as applicable):
All criteria were within method requirements with any exceptions noted below.

Continuing Calibration:
All criteria were within method requirements with any exceptions noted below.

Internal Standards:
All internal standards were within QC limits with any exceptions noted below.

Surrogates:
All surrogates were within QC limits with any exceptions noted below.

Method Blank:
All analytes were below the report limit in the method blank, where applicable, with any exceptions noted below.

QC Batch: MSV/72146

B: Analyte was detected in the associated method blank.
- BLANK for HBN 403892 [MSV/7214 (Lab ID: 1646653)
  - Chloromethane

Laboratory Control Spike:
All laboratory control spike compounds were within QC limits with any exceptions noted below.

Matrix Spikes:
All percent recoveries and relative percent differences (RPDs) were within acceptance criteria with any exceptions noted below.

QC Batch: MSV/72146

A matrix spike/matrix spike duplicate was not performed due to insufficient sample volume.

QC Batch: MSV/72158

A matrix spike and/or matrix spike duplicate (MS/MSD) were performed on the following sample(s): 60204563001

M1: Matrix spike recovery exceeded QC limits. Batch accepted based on laboratory control sample (LCS) recovery.
- MS (Lab ID: 1647434)
  - Acetone
  - Chloroethane
- MSD (Lab ID: 1647435)
  - Acetone
  - Chloroform

This report shall not be reproduced, except in full,
without the written consent of Pace Analytical Services, Inc..

Pace Analytical Services, Inc.
9608 Loiret Blvd.
Lenexa, KS 66219
(913)599-5665

PROJECT NARRATIVE

Project: Fort Smith, AR
Pace Project No.: 60204426

Method: **EPA 5030B/8260**
Description: 8260 MSV
Client: Environ_AR
Date: October 16, 2015

QC Batch: MSV/72158

A matrix spike and/or matrix spike duplicate (MS/MSD) were performed on the following sample(s): 60204563001

R1: RPD value was outside control limits.

- MSD (Lab ID: 1647435)
  - Ethylbenzene

Additional Comments:

This report shall not be reproduced, except in full,
without the written consent of Pace Analytical Services, Inc..

Pace Analytical Services, Inc.
9608 Loiret Blvd.
Lenexa, KS 66219
(913)599-5665

PROJECT NARRATIVE

Project: Fort Smith, AR
Pace Project No.: 60204426

Method: **SM 2320B**
Description: 2320B Alkalinity
Client: Environ_AR
Date: October 16, 2015

General Information:
3 samples were analyzed for SM 2320B. All samples were received in acceptable condition with any exceptions noted below or on the chain-of custody and/or the sample condition upon receipt form (SCUR) attached at the end of this report.

Hold Time:
The samples were analyzed within the method required hold times with any exceptions noted below.

Method Blank:
All analytes were below the report limit in the method blank, where applicable, with any exceptions noted below.

Laboratory Control Spike:
All laboratory control spike compounds were within QC limits with any exceptions noted below.

Matrix Spikes:
All percent recoveries and relative percent differences (RPDs) were within acceptance criteria with any exceptions noted below.

Duplicate Sample:
All duplicate sample results were within method acceptance criteria with any exceptions noted below.

Additional Comments:

This report shall not be reproduced, except in full,
without the written consent of Pace Analytical Services, Inc..

Pace Analytical Services, Inc.
9608 Loiret Blvd.
Lenexa, KS 66219
(913)599-5665

PROJECT NARRATIVE

Project: Fort Smith, AR
Pace Project No.: 60204426

Method: **SM 3500-Fe B#4**
Description: Iron, Ferric (Calculation)
Client: Environ_AR
Date: October 16, 2015

General Information:
3 samples were analyzed for SM 3500-Fe B#4. All samples were received in acceptable condition with any exceptions noted below or on the chain-of custody and/or the sample condition upon receipt form (SCUR) attached at the end of this report.

Hold Time:
The samples were analyzed within the method required hold times with any exceptions noted below.

Method Blank:
All analytes were below the report limit in the method blank, where applicable, with any exceptions noted below.

Laboratory Control Spike:
All laboratory control spike compounds were within QC limits with any exceptions noted below.

Matrix Spikes:
All percent recoveries and relative percent differences (RPDs) were within acceptance criteria with any exceptions noted below.

Additional Comments:

Batch Comments:

Ferrous iron performed in the field
- QC Batch: WET / 57807

This report shall not be reproduced, except in full,
without the written consent of Pace Analytical Services, Inc..

Pace Analytical Services, Inc.
9608 Loiret Blvd.
Lenexa, KS 66219
(913)599-5665

PROJECT NARRATIVE

Project: Fort Smith, AR
Pace Project No.: 60204426

Method: **SM 4500-H+B**
Description: 4500H+ pH, Electrometric
Client: Environ_AR
Date: October 16, 2015

General Information:
3 samples were analyzed for SM 4500-H+B. All samples were received in acceptable condition with any exceptions noted below or on the chain-of custody and/or the sample condition upon receipt form (SCUR) attached at the end of this report.

Hold Time:
The samples were analyzed within the method required hold times with any exceptions noted below.

H6: Analysis initiated outside of the 15 minute EPA recommended holding time.
- MW-183-201510 (Lab ID: 60204426003)
- MW-98-201510 (Lab ID: 60204426004)
- MW-99-201510 (Lab ID: 60204426001)

Method Blank:
All analytes were below the report limit in the method blank, where applicable, with any exceptions noted below.

Laboratory Control Spike:
All laboratory control spike compounds were within QC limits with any exceptions noted below.

Matrix Spikes:
All percent recoveries and relative percent differences (RPDs) were within acceptance criteria with any exceptions noted below.

Additional Comments:

Batch Comments:

Field pH
- QC Batch: WET / 57811

This report shall not be reproduced, except in full,
without the written consent of Pace Analytical Services, Inc..

Pace Analytical Services, Inc.
9608 Loiret Blvd.
Lenexa, KS 66219
(913)599-5665

PROJECT NARRATIVE

Project: Fort Smith, AR
Pace Project No.: 60204426

Method: **SM 4500-S-2 D**
Description: 4500S2D Sulfide, Total
Client: Environ_AR
Date: October 16, 2015

General Information:
3 samples were analyzed for SM 4500-S-2 D. All samples were received in acceptable condition with any exceptions noted below or on the chain-of custody and/or the sample condition upon receipt form (SCUR) attached at the end of this report.

Hold Time:
The samples were analyzed within the method required hold times with any exceptions noted below.

Method Blank:
All analytes were below the report limit in the method blank, where applicable, with any exceptions noted below.

Laboratory Control Spike:
All laboratory control spike compounds were within QC limits with any exceptions noted below.

Matrix Spikes:
All percent recoveries and relative percent differences (RPDs) were within acceptance criteria with any exceptions noted below.

Duplicate Sample:
All duplicate sample results were within method acceptance criteria with any exceptions noted below.

Additional Comments:

This report shall not be reproduced, except in full,
without the written consent of Pace Analytical Services, Inc..

Pace Analytical Services, Inc.
9608 Loiret Blvd.
Lenexa, KS 66219
(913)599-5665

PROJECT NARRATIVE

Project: Fort Smith, AR
Pace Project No.: 60204426

Method: **EPA 300.0**
Description: 300.0 IC Anions 28 Days
Client: Environ_AR
Date: October 16, 2015

General Information:
3 samples were analyzed for EPA 300.0. All samples were received in acceptable condition with any exceptions noted below or on the chain-of custody and/or the sample condition upon receipt form (SCUR) attached at the end of this report.

Hold Time:
The samples were analyzed within the method required hold times with any exceptions noted below.

Initial Calibrations (including MS Tune as applicable):
All criteria were within method requirements with any exceptions noted below.

Continuing Calibration:
All criteria were within method requirements with any exceptions noted below.

Method Blank:
All analytes were below the report limit in the method blank, where applicable, with any exceptions noted below.

Laboratory Control Spike:
All laboratory control spike compounds were within QC limits with any exceptions noted below.

Matrix Spikes:
All percent recoveries and relative percent differences (RPDs) were within acceptance criteria with any exceptions noted below.

Additional Comments:

This report shall not be reproduced, except in full,
without the written consent of Pace Analytical Services, Inc..

Pace Analytical Services, Inc.
9608 Loiret Blvd.
Lenexa, KS 66219
(913)599-5665

PROJECT NARRATIVE

Project: Fort Smith, AR
Pace Project No.: 60204426

Method: **EPA 350.1**
Description: 350.1 Ammonia
Client: Environ_AR
Date: October 16, 2015

General Information:
3 samples were analyzed for EPA 350.1. All samples were received in acceptable condition with any exceptions noted below or on the chain-of custody and/or the sample condition upon receipt form (SCUR) attached at the end of this report.

Hold Time:
The samples were analyzed within the method required hold times with any exceptions noted below.

Initial Calibrations (including MS Tune as applicable):
All criteria were within method requirements with any exceptions noted below.

Continuing Calibration:
All criteria were within method requirements with any exceptions noted below.

Method Blank:
All analytes were below the report limit in the method blank, where applicable, with any exceptions noted below.

Laboratory Control Spike:
All laboratory control spike compounds were within QC limits with any exceptions noted below.

Matrix Spikes:
All percent recoveries and relative percent differences (RPDs) were within acceptance criteria with any exceptions noted below.

QC Batch: WETA/36348

A matrix spike and/or matrix spike duplicate (MS/MSD) were performed on the following sample(s): 60204543001,60204648002

M1: Matrix spike recovery exceeded QC limits. Batch accepted based on laboratory control sample (LCS) recovery.

- MS (Lab ID: 1649426)
  - Nitrogen, Ammonia

Duplicate Sample:
All duplicate sample results were within method acceptance criteria with any exceptions noted below.

Additional Comments:

This report shall not be reproduced, except in full,
without the written consent of Pace Analytical Services, Inc..

Pace Analytical Services, Inc.
9608 Loiret Blvd.
Lenexa, KS 66219
(913)599-5665

PROJECT NARRATIVE

Project: Fort Smith, AR
Pace Project No.: 60204426

Method: **EPA 353.2**
Description: 353.2 Nitrogen, NO2/NO3 unpres
Client: Environ_AR
Date: October 16, 2015

General Information:
3 samples were analyzed for EPA 353.2. All samples were received in acceptable condition with any exceptions noted below or on the chain-of custody and/or the sample condition upon receipt form (SCUR) attached at the end of this report.

Hold Time:
The samples were analyzed within the method required hold times with any exceptions noted below.

Initial Calibrations (including MS Tune as applicable):
All criteria were within method requirements with any exceptions noted below.

Continuing Calibration:
All criteria were within method requirements with any exceptions noted below.

Method Blank:
All analytes were below the report limit in the method blank, where applicable, with any exceptions noted below.

Laboratory Control Spike:
All laboratory control spike compounds were within QC limits with any exceptions noted below.

Matrix Spikes:
All percent recoveries and relative percent differences (RPDs) were within acceptance criteria with any exceptions noted below.

QC Batch: WETA/36248

A matrix spike and/or matrix spike duplicate (MS/MSD) were performed on the following sample(s): 60204416001,60204434002

M1: Matrix spike recovery exceeded QC limits. Batch accepted based on laboratory control sample (LCS) recovery.

- MS (Lab ID: 1645652)
  - Nitrogen, NO2 plus NO3
  - Nitrogen, Nitrate

Duplicate Sample:
All duplicate sample results were within method acceptance criteria with any exceptions noted below.

Additional Comments:

This report shall not be reproduced, except in full,
without the written consent of Pace Analytical Services, Inc..

Pace Analytical Services, Inc.
9608 Loiret Blvd.
Lenexa, KS 66219
(913)599-5665

PROJECT NARRATIVE

Project: Fort Smith, AR
Pace Project No.: 60204426

Method: **EPA 365.4**
Description: 365.4 Total Phosphorus
Client: Environ_AR
Date: October 16, 2015

General Information:
3 samples were analyzed for EPA 365.4. All samples were received in acceptable condition with any exceptions noted below or on the chain-of custody and/or the sample condition upon receipt form (SCUR) attached at the end of this report.

Hold Time:
The samples were analyzed within the method required hold times with any exceptions noted below.

Initial Calibrations (including MS Tune as applicable):
All criteria were within method requirements with any exceptions noted below.

Continuing Calibration:
All criteria were within method requirements with any exceptions noted below.

Method Blank:
All analytes were below the report limit in the method blank, where applicable, with any exceptions noted below.

Laboratory Control Spike:
All laboratory control spike compounds were within QC limits with any exceptions noted below.

Matrix Spikes:
All percent recoveries and relative percent differences (RPDs) were within acceptance criteria with any exceptions noted below.

Duplicate Sample:
All duplicate sample results were within method acceptance criteria with any exceptions noted below.

Additional Comments:

This report shall not be reproduced, except in full,
without the written consent of Pace Analytical Services, Inc..

Pace Analytical Services, Inc.
9608 Loiret Blvd.
Lenexa, KS 66219
(913)599-5665

PROJECT NARRATIVE

Project: Fort Smith, AR
Pace Project No.: 60204426

Method: **SM 4500-CO2 D**
Description: Total Carbon Dioxide Calc
Client: Environ_AR
Date: October 16, 2015

General Information:
3 samples were analyzed for SM 4500-CO2 D. All samples were received in acceptable condition with any exceptions noted below or on the chain-of custody and/or the sample condition upon receipt form (SCUR) attached at the end of this report.

Hold Time:
The samples were analyzed within the method required hold times with any exceptions noted below.

Initial Calibrations (including MS Tune as applicable):
All criteria were within method requirements with any exceptions noted below.

Continuing Calibration:
All criteria were within method requirements with any exceptions noted below.

Method Blank:
All analytes were below the report limit in the method blank, where applicable, with any exceptions noted below.

Laboratory Control Spike:
All laboratory control spike compounds were within QC limits with any exceptions noted below.

Matrix Spikes:
All percent recoveries and relative percent differences (RPDs) were within acceptance criteria with any exceptions noted below.

Additional Comments:

This report shall not be reproduced, except in full,
without the written consent of Pace Analytical Services, Inc..

Pace Analytical Services, Inc.
9608 Loiret Blvd.
Lenexa, KS 66219
(913)599-5665

PROJECT NARRATIVE

Project: Fort Smith, AR
Pace Project No.: 60204426

Method: **SM 5310C**
Description: 5310C TOC
Client: Environ_AR
Date: October 16, 2015

General Information:
3 samples were analyzed for SM 5310C. All samples were received in acceptable condition with any exceptions noted below or on the chain-of custody and/or the sample condition upon receipt form (SCUR) attached at the end of this report.

Hold Time:
The samples were analyzed within the method required hold times with any exceptions noted below.

Initial Calibrations (including MS Tune as applicable):
All criteria were within method requirements with any exceptions noted below.

Continuing Calibration:
All criteria were within method requirements with any exceptions noted below.

Method Blank:
All analytes were below the report limit in the method blank, where applicable, with any exceptions noted below.

Laboratory Control Spike:
All laboratory control spike compounds were within QC limits with any exceptions noted below.

Matrix Spikes:
All percent recoveries and relative percent differences (RPDs) were within acceptance criteria with any exceptions noted below.

QC Batch: WETA/36299

A matrix spike and/or matrix spike duplicate (MS/MSD) were performed on the following sample(s): 60204425003

M1: Matrix spike recovery exceeded QC limits. Batch accepted based on laboratory control sample (LCS) recovery.

- MS (Lab ID: 1647819)
  - Total Organic Carbon

Duplicate Sample:
All duplicate sample results were within method acceptance criteria with any exceptions noted below.

Additional Comments:

This data package has been reviewed for quality and completeness and is approved for release.

This report shall not be reproduced, except in full,
without the written consent of Pace Analytical Services, Inc..

Pace Analytical Services, Inc.
9608 Loiret Blvd.
Lenexa, KS 66219
(913)599-5665

ANALYTICAL RESULTS

Project: Fort Smith, AR
Pace Project No.: 60204426

Sample: MW-99-201510 **Lab ID: 60204426001** Collected: 10/06/15 08:35 Received: 10/07/15 08:45 Matrix: Water

Parameters	Results	Units	Report Limit	MDL	DF	Prepared	Analyzed	CAS No.	Qual
Alcohol by Direct Inject GCFID	Analytical Method: EPA 8015 - Alcohol								
2-Chloroethanol	ND	ug/L	10000	1980	1		10/13/15 09:31	107-07-3	
6010 MET ICP	Analytical Method: EPA 6010 Preparation Method: EPA 3010								
Iron	**1940**	ug/L	50.0	9.0	1	10/08/15 09:50	10/14/15 16:25	7439-89-6	
Manganese	**41.4**	ug/L	5.0	2.4	1	10/08/15 09:50	10/14/15 16:25	7439-96-5	
8260 MSV	Analytical Method: EPA 5030B/8260								
Acetone	ND	ug/L	10.0	1.9	1		10/09/15 04:36	67-64-1	
Benzene	ND	ug/L	1.0	0.060	1		10/09/15 04:36	71-43-2	
Bromodichloromethane	ND	ug/L	1.0	0.19	1		10/09/15 04:36	75-27-4	
Bromoform	ND	ug/L	1.0	0.070	1		10/09/15 04:36	75-25-2	
Bromomethane	ND	ug/L	5.0	0.16	1		10/09/15 04:36	74-83-9	
2-Butanone (MEK)	ND	ug/L	10.0	0.59	1		10/09/15 04:36	78-93-3	
Carbon disulfide	ND	ug/L	5.0	0.12	1		10/09/15 04:36	75-15-0	
Carbon tetrachloride	ND	ug/L	1.0	0.18	1		10/09/15 04:36	56-23-5	
Chlorobenzene	ND	ug/L	1.0	0.21	1		10/09/15 04:36	108-90-7	
Chloroethane	ND	ug/L	1.0	0.15	1		10/09/15 04:36	75-00-3	
Chloroform	ND	ug/L	1.0	0.14	1		10/09/15 04:36	67-66-3	
Chloromethane	**0.29J**	ug/L	1.0	0.080	1		10/09/15 04:36	74-87-3	B
Dibromochloromethane	ND	ug/L	1.0	0.21	1		10/09/15 04:36	124-48-1	
1,1-Dichloroethane	ND	ug/L	1.0	0.050	1		10/09/15 04:36	75-34-3	
1,2-Dichloroethane	ND	ug/L	1.0	0.12	1		10/09/15 04:36	107-06-2	
1,1-Dichloroethene	ND	ug/L	1.0	0.20	1		10/09/15 04:36	75-35-4	
cis-1,2-Dichloroethene	ND	ug/L	1.0	0.080	1		10/09/15 04:36	156-59-2	
trans-1,2-Dichloroethene	ND	ug/L	1.0	0.20	1		10/09/15 04:36	156-60-5	
1,2-Dichloropropane	ND	ug/L	1.0	0.16	1		10/09/15 04:36	78-87-5	
cis-1,3-Dichloropropene	ND	ug/L	1.0	0.14	1		10/09/15 04:36	10061-01-5	
trans-1,3-Dichloropropene	ND	ug/L	1.0	0.12	1		10/09/15 04:36	10061-02-6	
Ethylbenzene	ND	ug/L	1.0	0.18	1		10/09/15 04:36	100-41-4	
2-Hexanone	ND	ug/L	10.0	1.2	1		10/09/15 04:36	591-78-6	
Methylene chloride	ND	ug/L	1.0	0.15	1		10/09/15 04:36	75-09-2	
4-Methyl-2-pentanone (MIBK)	ND	ug/L	10.0	0.42	1		10/09/15 04:36	108-10-1	
Styrene	ND	ug/L	1.0	0.12	1		10/09/15 04:36	100-42-5	
1,1,2,2-Tetrachloroethane	ND	ug/L	1.0	0.15	1		10/09/15 04:36	79-34-5	
Tetrachloroethene	ND	ug/L	1.0	0.10	1		10/09/15 04:36	127-18-4	
Toluene	ND	ug/L	1.0	0.17	1		10/09/15 04:36	108-88-3	
1,1,1-Trichloroethane	ND	ug/L	1.0	0.11	1		10/09/15 04:36	71-55-6	
1,1,2-Trichloroethane	ND	ug/L	1.0	0.20	1		10/09/15 04:36	79-00-5	
Trichloroethene	ND	ug/L	1.0	0.17	1		10/09/15 04:36	79-01-6	
Vinyl chloride	ND	ug/L	1.0	0.13	1		10/09/15 04:36	75-01-4	
Xylene (Total)	ND	ug/L	3.0	0.42	1		10/09/15 04:36	1330-20-7	
Surrogates									
4-Bromofluorobenzene (S)	99	%	80-120		1		10/09/15 04:36	460-00-4	
1,2-Dichloroethane-d4 (S)	99	%	80-120		1		10/09/15 04:36	17060-07-0	
Toluene-d8 (S)	105	%	80-120		1		10/09/15 04:36	2037-26-5	
Preservation pH	**1.0**		0.10	0.10	1		10/09/15 04:36		

REPORT OF LABORATORY ANALYSIS

This report shall not be reproduced, except in full,
without the written consent of Pace Analytical Services, Inc..

Pace Analytical Services, Inc.
9608 Loiret Blvd.
Lenexa, KS 66219
(913)599-5665

ANALYTICAL RESULTS

Project: Fort Smith, AR
Pace Project No.: 60204426

Sample: MW-99-201510 **Lab ID: 60204426001** Collected: 10/06/15 08:35 Received: 10/07/15 08:45 Matrix: Water

Parameters	Results	Units	Report Limit	MDL	DF	Prepared	Analyzed	CAS No.	Qual
2320B Alkalinity	Analytical Method: SM 2320B								
Alkalinity,Bicarbonate (CaCO3)	**60.8**	mg/L	20.0	2.0	1		10/09/15 15:32		
Alkalinity, Carbonate (CaCO3)	ND	mg/L	20.0	2.0	1		10/09/15 15:32		
Alkalinity, Total as CaCO3	**60.8**	mg/L	20.0	2.0	1		10/09/15 15:32		
Iron, Ferric (Calculation)	Analytical Method: SM 3500-Fe B#4								
Iron, Ferric	**1.9**	mg/L	0.20		1		10/15/15 00:00	7439-89-6	
4500H+ pH, Electrometric	Analytical Method: SM 4500-H+B								
pH at 25 Degrees C	**6.3**	Std. Units	0.10	0.10	1		10/06/15 18:00		H6
4500S2D Sulfide, Total	Analytical Method: SM 4500-S-2 D								
Sulfide, Total	ND	mg/L	0.050	0.012	1		10/13/15 07:39	18496-25-8	
300.0 IC Anions 28 Days	Analytical Method: EPA 300.0								
Chloride	**5.7**	mg/L	1.0	0.50	1		10/12/15 10:42	16887-00-6	
Sulfate	**6.7**	mg/L	1.0	0.24	1		10/12/15 10:42	14808-79-8	
350.1 Ammonia	Analytical Method: EPA 350.1								
Nitrogen, Ammonia	ND	mg/L	0.10	0.046	1		10/14/15 11:23	7664-41-7	
353.2 Nitrogen, NO2/NO3 unpres	Analytical Method: EPA 353.2								
Nitrogen, Nitrate	**0.71**	mg/L	0.10	0.014	1		10/07/15 14:00		
Nitrogen, Nitrite	ND	mg/L	0.10	0.023	1		10/07/15 14:00		
Nitrogen, NO2 plus NO3	**0.71**	mg/L	0.10	0.014	1		10/07/15 14:00		
365.4 Total Phosphorus	Analytical Method: EPA 365.4								
Phosphorus as PO4	ND	mg/L	0.31		1		10/15/15 11:41		
Total Carbon Dioxide Calc	Analytical Method: SM 4500-CO2 D								
Carbon Dioxide Calculation	**113**	mg/L	20.0	20.0	1		10/15/15 00:00		
5310C TOC	Analytical Method: SM 5310C								
Total Organic Carbon	**0.64J**	mg/L	1.0	0.46	1		10/13/15 18:47	7440-44-0	

REPORT OF LABORATORY ANALYSIS

This report shall not be reproduced, except in full,
without the written consent of Pace Analytical Services, Inc..

Pace Analytical Services, Inc.
9608 Loiret Blvd.
Lenexa, KS 66219
(913)599-5665

ANALYTICAL RESULTS

Project: Fort Smith, AR
Pace Project No.: 60204426

Sample: TB-09-201510 **Lab ID: 60204426002** Collected: 10/06/15 00:00 Received: 10/07/15 08:45 Matrix: Water

Parameters	Results	Units	Report Limit	MDL	DF	Prepared	Analyzed	CAS No.	Qual
8260 MSV	Analytical Method: EPA 5030B/8260								
Acetone	ND	ug/L	10.0	1.9	1		10/09/15 03:23	67-64-1	
Benzene	ND	ug/L	1.0	0.060	1		10/09/15 03:23	71-43-2	
Bromodichloromethane	ND	ug/L	1.0	0.19	1		10/09/15 03:23	75-27-4	
Bromoform	ND	ug/L	1.0	0.070	1		10/09/15 03:23	75-25-2	
Bromomethane	ND	ug/L	5.0	0.16	1		10/09/15 03:23	74-83-9	
2-Butanone (MEK)	ND	ug/L	10.0	0.59	1		10/09/15 03:23	78-93-3	
Carbon disulfide	ND	ug/L	5.0	0.12	1		10/09/15 03:23	75-15-0	
Carbon tetrachloride	ND	ug/L	1.0	0.18	1		10/09/15 03:23	56-23-5	
Chlorobenzene	ND	ug/L	1.0	0.21	1		10/09/15 03:23	108-90-7	
Chloroethane	ND	ug/L	1.0	0.15	1		10/09/15 03:23	75-00-3	
Chloroform	ND	ug/L	1.0	0.14	1		10/09/15 03:23	67-66-3	
Chloromethane	ND	ug/L	1.0	0.080	1		10/09/15 03:23	74-87-3	
Dibromochloromethane	ND	ug/L	1.0	0.21	1		10/09/15 03:23	124-48-1	
1,1-Dichloroethane	ND	ug/L	1.0	0.050	1		10/09/15 03:23	75-34-3	
1,2-Dichloroethane	ND	ug/L	1.0	0.12	1		10/09/15 03:23	107-06-2	
1,1-Dichloroethene	ND	ug/L	1.0	0.20	1		10/09/15 03:23	75-35-4	
cis-1,2-Dichloroethene	ND	ug/L	1.0	0.080	1		10/09/15 03:23	156-59-2	
trans-1,2-Dichloroethene	ND	ug/L	1.0	0.20	1		10/09/15 03:23	156-60-5	
1,2-Dichloropropane	ND	ug/L	1.0	0.16	1		10/09/15 03:23	78-87-5	
cis-1,3-Dichloropropene	ND	ug/L	1.0	0.14	1		10/09/15 03:23	10061-01-5	
trans-1,3-Dichloropropene	ND	ug/L	1.0	0.12	1		10/09/15 03:23	10061-02-6	
Ethylbenzene	ND	ug/L	1.0	0.18	1		10/09/15 03:23	100-41-4	
2-Hexanone	ND	ug/L	10.0	1.2	1		10/09/15 03:23	591-78-6	
Methylene chloride	ND	ug/L	1.0	0.15	1		10/09/15 03:23	75-09-2	
4-Methyl-2-pentanone (MIBK)	ND	ug/L	10.0	0.42	1		10/09/15 03:23	108-10-1	
Styrene	ND	ug/L	1.0	0.12	1		10/09/15 03:23	100-42-5	
1,1,2,2-Tetrachloroethane	ND	ug/L	1.0	0.15	1		10/09/15 03:23	79-34-5	
Tetrachloroethene	ND	ug/L	1.0	0.10	1		10/09/15 03:23	127-18-4	
Toluene	ND	ug/L	1.0	0.17	1		10/09/15 03:23	108-88-3	
1,1,1-Trichloroethane	ND	ug/L	1.0	0.11	1		10/09/15 03:23	71-55-6	
1,1,2-Trichloroethane	ND	ug/L	1.0	0.20	1		10/09/15 03:23	79-00-5	
Trichloroethene	ND	ug/L	1.0	0.17	1		10/09/15 03:23	79-01-6	
Vinyl chloride	ND	ug/L	1.0	0.13	1		10/09/15 03:23	75-01-4	
Xylene (Total)	ND	ug/L	3.0	0.42	1		10/09/15 03:23	1330-20-7	
Surrogates									
4-Bromofluorobenzene (S)	99	%	80-120		1		10/09/15 03:23	460-00-4	
1,2-Dichloroethane-d4 (S)	97	%	80-120		1		10/09/15 03:23	17060-07-0	
Toluene-d8 (S)	101	%	80-120		1		10/09/15 03:23	2037-26-5	
Preservation pH	**1.0**		0.10	0.10	1		10/09/15 03:23		

REPORT OF LABORATORY ANALYSIS

This report shall not be reproduced, except in full,
without the written consent of Pace Analytical Services, Inc..

Pace Analytical Services, Inc.
9608 Loiret Blvd.
Lenexa, KS 66219
(913)599-5665

ANALYTICAL RESULTS

Project: Fort Smith, AR
Pace Project No.: 60204426

Sample: MW-183-201510 **Lab ID: 60204426003** Collected: 10/06/15 10:41 Received: 10/07/15 08:45 Matrix: Water

Parameters	Results	Units	Report Limit	MDL	DF	Prepared	Analyzed	CAS No.	Qual
Alcohol by Direct Inject GCFID	Analytical Method: EPA 8015 - Alcohol								
2-Chloroethanol	ND	ug/L	10000	1980	1		10/13/15 09:42	107-07-3	
6010 MET ICP	Analytical Method: EPA 6010 Preparation Method: EPA 3010								
Iron	**450**	ug/L	50.0	9.0	1	10/08/15 09:50	10/14/15 16:29	7439-89-6	
Manganese	**43.2**	ug/L	5.0	2.4	1	10/08/15 09:50	10/14/15 16:29	7439-96-5	
8260 MSV	Analytical Method: EPA 5030B/8260								
Acetone	ND	ug/L	10.0	1.9	1		10/09/15 10:31	67-64-1	
Benzene	ND	ug/L	1.0	0.060	1		10/09/15 10:31	71-43-2	
Bromodichloromethane	ND	ug/L	1.0	0.19	1		10/09/15 10:31	75-27-4	
Bromoform	ND	ug/L	1.0	0.070	1		10/09/15 10:31	75-25-2	
Bromomethane	ND	ug/L	5.0	0.16	1		10/09/15 10:31	74-83-9	
2-Butanone (MEK)	ND	ug/L	10.0	0.59	1		10/09/15 10:31	78-93-3	
Carbon disulfide	ND	ug/L	5.0	0.12	1		10/09/15 10:31	75-15-0	
Carbon tetrachloride	ND	ug/L	1.0	0.18	1		10/09/15 10:31	56-23-5	
Chlorobenzene	ND	ug/L	1.0	0.21	1		10/09/15 10:31	108-90-7	
Chloroethane	ND	ug/L	1.0	0.15	1		10/09/15 10:31	75-00-3	
Chloroform	ND	ug/L	1.0	0.14	1		10/09/15 10:31	67-66-3	
Chloromethane	**0.15J**	ug/L	1.0	0.080	1		10/09/15 10:31	74-87-3	
Dibromochloromethane	ND	ug/L	1.0	0.21	1		10/09/15 10:31	124-48-1	
1,1-Dichloroethane	ND	ug/L	1.0	0.050	1		10/09/15 10:31	75-34-3	
1,2-Dichloroethane	ND	ug/L	1.0	0.12	1		10/09/15 10:31	107-06-2	
1,1-Dichloroethene	ND	ug/L	1.0	0.20	1		10/09/15 10:31	75-35-4	
cis-1,2-Dichloroethene	**0.30J**	ug/L	1.0	0.080	1		10/09/15 10:31	156-59-2	
trans-1,2-Dichloroethene	ND	ug/L	1.0	0.20	1		10/09/15 10:31	156-60-5	
1,2-Dichloropropane	ND	ug/L	1.0	0.16	1		10/09/15 10:31	78-87-5	
cis-1,3-Dichloropropene	ND	ug/L	1.0	0.14	1		10/09/15 10:31	10061-01-5	
trans-1,3-Dichloropropene	ND	ug/L	1.0	0.12	1		10/09/15 10:31	10061-02-6	
Ethylbenzene	ND	ug/L	1.0	0.18	1		10/09/15 10:31	100-41-4	
2-Hexanone	ND	ug/L	10.0	1.2	1		10/09/15 10:31	591-78-6	
Methylene chloride	ND	ug/L	1.0	0.15	1		10/09/15 10:31	75-09-2	
4-Methyl-2-pentanone (MIBK)	ND	ug/L	10.0	0.42	1		10/09/15 10:31	108-10-1	
Styrene	ND	ug/L	1.0	0.12	1		10/09/15 10:31	100-42-5	
1,1,2,2-Tetrachloroethane	ND	ug/L	1.0	0.15	1		10/09/15 10:31	79-34-5	
Tetrachloroethene	ND	ug/L	1.0	0.10	1		10/09/15 10:31	127-18-4	
Toluene	ND	ug/L	1.0	0.17	1		10/09/15 10:31	108-88-3	
1,1,1-Trichloroethane	ND	ug/L	1.0	0.11	1		10/09/15 10:31	71-55-6	
1,1,2-Trichloroethane	ND	ug/L	1.0	0.20	1		10/09/15 10:31	79-00-5	
Trichloroethene	**2.0**	ug/L	1.0	0.17	1		10/09/15 10:31	79-01-6	
Vinyl chloride	ND	ug/L	1.0	0.13	1		10/09/15 10:31	75-01-4	
Xylene (Total)	ND	ug/L	3.0	0.42	1		10/09/15 10:31	1330-20-7	
Surrogates									
4-Bromofluorobenzene (S)	99	%	80-120		1		10/09/15 10:31	460-00-4	
1,2-Dichloroethane-d4 (S)	97	%	80-120		1		10/09/15 10:31	17060-07-0	
Toluene-d8 (S)	101	%	80-120		1		10/09/15 10:31	2037-26-5	
Preservation pH	**1.0**		0.10	0.10	1		10/09/15 10:31		

REPORT OF LABORATORY ANALYSIS

This report shall not be reproduced, except in full,
without the written consent of Pace Analytical Services, Inc..

Pace Analytical Services, Inc.
9608 Loiret Blvd.
Lenexa, KS 66219
(913)599-5665

ANALYTICAL RESULTS

Project: Fort Smith, AR
Pace Project No.: 60204426

Sample: MW-183-201510 **Lab ID: 60204426003** Collected: 10/06/15 10:41 Received: 10/07/15 08:45 Matrix: Water

Parameters	Results	Units	Report Limit	MDL	DF	Prepared	Analyzed	CAS No.	Qual
2320B Alkalinity	Analytical Method: SM 2320B								
Alkalinity,Bicarbonate (CaCO3)	**77.2**	mg/L	20.0	2.0	1		10/09/15 15:36		
Alkalinity, Carbonate (CaCO3)	ND	mg/L	20.0	2.0	1		10/09/15 15:36		
Alkalinity, Total as CaCO3	**77.2**	mg/L	20.0	2.0	1		10/09/15 15:36		
Iron, Ferric (Calculation)	Analytical Method: SM 3500-Fe B#4								
Iron, Ferric	**0.45**	mg/L	0.20		1		10/15/15 00:00	7439-89-6	
4500H+ pH, Electrometric	Analytical Method: SM 4500-H+B								
pH at 25 Degrees C	**6.5**	Std. Units	0.10	0.10	1		10/06/15 18:00		H6
4500S2D Sulfide, Total	Analytical Method: SM 4500-S-2 D								
Sulfide, Total	ND	mg/L	0.050	0.012	1		10/13/15 07:41	18496-25-8	
300.0 IC Anions 28 Days	Analytical Method: EPA 300.0								
Chloride	**5.3**	mg/L	1.0	0.50	1		10/12/15 10:57	16887-00-6	
Sulfate	**24.0**	mg/L	2.0	0.47	2		10/12/15 11:13	14808-79-8	
350.1 Ammonia	Analytical Method: EPA 350.1								
Nitrogen, Ammonia	ND	mg/L	0.10	0.046	1		10/14/15 11:24	7664-41-7	
353.2 Nitrogen, NO2/NO3 unpres	Analytical Method: EPA 353.2								
Nitrogen, Nitrate	**1.5**	mg/L	0.10	0.014	1		10/07/15 14:01		
Nitrogen, Nitrite	ND	mg/L	0.10	0.023	1		10/07/15 14:01		
Nitrogen, NO2 plus NO3	**1.5**	mg/L	0.10	0.014	1		10/07/15 14:01		
365.4 Total Phosphorus	Analytical Method: EPA 365.4								
Phosphorus as PO4	ND	mg/L	0.31		1		10/15/15 11:45		
Total Carbon Dioxide Calc	Analytical Method: SM 4500-CO2 D								
Carbon Dioxide Calculation	**117**	mg/L	20.0	20.0	1		10/15/15 00:00		
5310C TOC	Analytical Method: SM 5310C								
Total Organic Carbon	**0.71J**	mg/L	1.0	0.46	1		10/13/15 19:00	7440-44-0	

REPORT OF LABORATORY ANALYSIS

This report shall not be reproduced, except in full,
without the written consent of Pace Analytical Services, Inc..

Pace Analytical Services, Inc.
9608 Loiret Blvd.
Lenexa, KS 66219
(913)599-5665

ANALYTICAL RESULTS

Project: Fort Smith, AR
Pace Project No.: 60204426

Sample: MW-98-201510 **Lab ID: 60204426004** Collected: 10/06/15 12:50 Received: 10/07/15 08:45 Matrix: Water

Parameters	Results	Units	Report Limit	MDL	DF	Prepared	Analyzed	CAS No.	Qual
Alcohol by Direct Inject GCFID	Analytical Method: EPA 8015 - Alcohol								
2-Chloroethanol	ND	ug/L	10000	1980	1		10/13/15 09:53	107-07-3	
6010 MET ICP	Analytical Method: EPA 6010 Preparation Method: EPA 3010								
Iron	**569**	ug/L	50.0	9.0	1	10/08/15 09:50	10/14/15 16:32	7439-89-6	
Manganese	**495**	ug/L	5.0	2.4	1	10/08/15 09:50	10/14/15 16:32	7439-96-5	
8260 MSV	Analytical Method: EPA 5030B/8260								
Acetone	ND	ug/L	10.0	1.9	1		10/09/15 04:50	67-64-1	
Benzene	ND	ug/L	1.0	0.060	1		10/09/15 04:50	71-43-2	
Bromodichloromethane	ND	ug/L	1.0	0.19	1		10/09/15 04:50	75-27-4	
Bromoform	ND	ug/L	1.0	0.070	1		10/09/15 04:50	75-25-2	
Bromomethane	ND	ug/L	5.0	0.16	1		10/09/15 04:50	74-83-9	
2-Butanone (MEK)	**4.3J**	ug/L	10.0	0.59	1		10/09/15 04:50	78-93-3	
Carbon disulfide	ND	ug/L	5.0	0.12	1		10/09/15 04:50	75-15-0	
Carbon tetrachloride	ND	ug/L	1.0	0.18	1		10/09/15 04:50	56-23-5	
Chlorobenzene	ND	ug/L	1.0	0.21	1		10/09/15 04:50	108-90-7	
Chloroethane	ND	ug/L	1.0	0.15	1		10/09/15 04:50	75-00-3	
Chloroform	ND	ug/L	1.0	0.14	1		10/09/15 04:50	67-66-3	
Chloromethane	**0.27J**	ug/L	1.0	0.080	1		10/09/15 04:50	74-87-3	B
Dibromochloromethane	ND	ug/L	1.0	0.21	1		10/09/15 04:50	124-48-1	
1,1-Dichloroethane	ND	ug/L	1.0	0.050	1		10/09/15 04:50	75-34-3	
1,2-Dichloroethane	ND	ug/L	1.0	0.12	1		10/09/15 04:50	107-06-2	
1,1-Dichloroethene	ND	ug/L	1.0	0.20	1		10/09/15 04:50	75-35-4	
cis-1,2-Dichloroethene	ND	ug/L	1.0	0.080	1		10/09/15 04:50	156-59-2	
trans-1,2-Dichloroethene	ND	ug/L	1.0	0.20	1		10/09/15 04:50	156-60-5	
1,2-Dichloropropane	ND	ug/L	1.0	0.16	1		10/09/15 04:50	78-87-5	
cis-1,3-Dichloropropene	ND	ug/L	1.0	0.14	1		10/09/15 04:50	10061-01-5	
trans-1,3-Dichloropropene	ND	ug/L	1.0	0.12	1		10/09/15 04:50	10061-02-6	
Ethylbenzene	ND	ug/L	1.0	0.18	1		10/09/15 04:50	100-41-4	
2-Hexanone	ND	ug/L	10.0	1.2	1		10/09/15 04:50	591-78-6	
Methylene chloride	ND	ug/L	1.0	0.15	1		10/09/15 04:50	75-09-2	
4-Methyl-2-pentanone (MIBK)	ND	ug/L	10.0	0.42	1		10/09/15 04:50	108-10-1	
Styrene	ND	ug/L	1.0	0.12	1		10/09/15 04:50	100-42-5	
1,1,2,2-Tetrachloroethane	ND	ug/L	1.0	0.15	1		10/09/15 04:50	79-34-5	
Tetrachloroethene	ND	ug/L	1.0	0.10	1		10/09/15 04:50	127-18-4	
Toluene	ND	ug/L	1.0	0.17	1		10/09/15 04:50	108-88-3	
1,1,1-Trichloroethane	ND	ug/L	1.0	0.11	1		10/09/15 04:50	71-55-6	
1,1,2-Trichloroethane	ND	ug/L	1.0	0.20	1		10/09/15 04:50	79-00-5	
Trichloroethene	ND	ug/L	1.0	0.17	1		10/09/15 04:50	79-01-6	
Vinyl chloride	ND	ug/L	1.0	0.13	1		10/09/15 04:50	75-01-4	
Xylene (Total)	ND	ug/L	3.0	0.42	1		10/09/15 04:50	1330-20-7	
Surrogates									
4-Bromofluorobenzene (S)	97	%	80-120		1		10/09/15 04:50	460-00-4	
1,2-Dichloroethane-d4 (S)	98	%	80-120		1		10/09/15 04:50	17060-07-0	
Toluene-d8 (S)	103	%	80-120		1		10/09/15 04:50	2037-26-5	
Preservation pH	**1.0**		0.10	0.10	1		10/09/15 04:50		

REPORT OF LABORATORY ANALYSIS

This report shall not be reproduced, except in full,
without the written consent of Pace Analytical Services, Inc..

Pace Analytical Services, Inc.
9608 Loiret Blvd.
Lenexa, KS 66219
(913)599-5665

ANALYTICAL RESULTS

Project: Fort Smith, AR
Pace Project No.: 60204426

Sample: MW-98-201510 **Lab ID: 60204426004** Collected: 10/06/15 12:50 Received: 10/07/15 08:45 Matrix: Water

Parameters	Results	Units	Report Limit	MDL	DF	Prepared	Analyzed	CAS No.	Qual
2320B Alkalinity	Analytical Method: SM 2320B								
Alkalinity,Bicarbonate (CaCO3)	**147**	mg/L	20.0	2.0	1		10/09/15 15:39		
Alkalinity, Carbonate (CaCO3)	ND	mg/L	20.0	2.0	1		10/09/15 15:39		
Alkalinity, Total as CaCO3	**147**	mg/L	20.0	2.0	1		10/09/15 15:39		
Iron, Ferric (Calculation)	Analytical Method: SM 3500-Fe B#4								
Iron, Ferric	ND	mg/L	0.20		1		10/15/15 00:00	7439-89-6	
4500H+ pH, Electrometric	Analytical Method: SM 4500-H+B								
pH at 25 Degrees C	**6.6**	Std. Units	0.10	0.10	1		10/06/15 18:00		H6
4500S2D Sulfide, Total	Analytical Method: SM 4500-S-2 D								
Sulfide, Total	ND	mg/L	0.050	0.012	1		10/13/15 07:41	18496-25-8	
300.0 IC Anions 28 Days	Analytical Method: EPA 300.0								
Chloride	**7.1**	mg/L	1.0	0.50	1		10/12/15 11:28	16887-00-6	
Sulfate	**16.0**	mg/L	1.0	0.24	1		10/12/15 11:28	14808-79-8	
350.1 Ammonia	Analytical Method: EPA 350.1								
Nitrogen, Ammonia	ND	mg/L	0.10	0.046	1		10/14/15 11:26	7664-41-7	
353.2 Nitrogen, NO2/NO3 unpres	Analytical Method: EPA 353.2								
Nitrogen, Nitrate	ND	mg/L	0.10	0.014	1		10/07/15 14:04		
Nitrogen, Nitrite	ND	mg/L	0.10	0.023	1		10/07/15 14:04		
Nitrogen, NO2 plus NO3	ND	mg/L	0.10	0.014	1		10/07/15 14:04		
365.4 Total Phosphorus	Analytical Method: EPA 365.4								
Phosphorus as PO4	ND	mg/L	0.31		1		10/15/15 11:46		
Total Carbon Dioxide Calc	Analytical Method: SM 4500-CO2 D								
Carbon Dioxide Calculation	**203**	mg/L	20.0	20.0	1		10/15/15 00:00		
5310C TOC	Analytical Method: SM 5310C								
Total Organic Carbon	**0.72J**	mg/L	1.0	0.46	1		10/13/15 19:13	7440-44-0	

REPORT OF LABORATORY ANALYSIS

This report shall not be reproduced, except in full,
without the written consent of Pace Analytical Services, Inc..

Pace Analytical Services, Inc.
9608 Loiret Blvd.
Lenexa, KS 66219
(913)599-5665

QUALITY CONTROL DATA

Project: Fort Smith, AR
Pace Project No.: 60204426

QC Batch: MPRP/33449 Analysis Method: EPA 6010
QC Batch Method: EPA 3010 Analysis Description: 6010 MET
Associated Lab Samples: 60204426001, 60204426003, 60204426004

METHOD BLANK: 1646321 Matrix: Water
Associated Lab Samples: 60204426001, 60204426003, 60204426004

Parameter	Units	Blank Result	Reporting Limit	Analyzed	Qualifiers
Iron	ug/L	ND	50.0	10/14/15 16:11	
Manganese	ug/L	ND	5.0	10/14/15 16:11	

LABORATORY CONTROL SAMPLE: 1646322

Parameter	Units	Spike Conc.	LCS Result	LCS % Rec	% Rec Limits	Qualifiers
Iron	ug/L	10000	9770	98	80-120	
Manganese	ug/L	1000	1000	100	80-120	

MATRIX SPIKE & MATRIX SPIKE DUPLICATE: 1646323 1646324

Parameter	Units	60204425028 Result	MS Spike Conc.	MSD Spike Conc.	MS Result	MSD Result	MS % Rec	MSD % Rec	% Rec Limits	RPD	Max RPD	Qual
Iron	ug/L	570	10000	10000	9030	9350	85	88	75-125	3	20	
Manganese	ug/L	1560	1000	1000	2460	2480	90	92	75-125	1	20	

Results presented on this page are in the units indicated by the "Units" column except where an alternate unit is presented to the right of the result.

REPORT OF LABORATORY ANALYSIS

This report shall not be reproduced, except in full,
without the written consent of Pace Analytical Services, Inc..

Pace Analytical Services, Inc.
9608 Loiret Blvd.
Lenexa, KS 66219
(913)599-5665

QUALITY CONTROL DATA

Project: Fort Smith, AR
Pace Project No.: 60204426

QC Batch: MSV/72146 Analysis Method: EPA 5030B/8260
QC Batch Method: EPA 5030B/8260 Analysis Description: 8260 MSV Water 10 mL Purge
Associated Lab Samples: 60204426001, 60204426002, 60204426004

METHOD BLANK: 1646653 Matrix: Water
Associated Lab Samples: 60204426001, 60204426002, 60204426004

Parameter	Units	Blank Result	Reporting Limit	Analyzed	Qualifiers
1,1,1-Trichloroethane	ug/L	ND	1.0	10/09/15 02:54	
1,1,2,2-Tetrachloroethane	ug/L	ND	1.0	10/09/15 02:54	
1,1,2-Trichloroethane	ug/L	ND	1.0	10/09/15 02:54	
1,1-Dichloroethane	ug/L	ND	1.0	10/09/15 02:54	
1,1-Dichloroethene	ug/L	ND	1.0	10/09/15 02:54	
1,2-Dichloroethane	ug/L	ND	1.0	10/09/15 02:54	
1,2-Dichloropropane	ug/L	ND	1.0	10/09/15 02:54	
2-Butanone (MEK)	ug/L	ND	10.0	10/09/15 02:54	
2-Hexanone	ug/L	ND	10.0	10/09/15 02:54	
4-Methyl-2-pentanone (MIBK)	ug/L	ND	10.0	10/09/15 02:54	
Acetone	ug/L	ND	10.0	10/09/15 02:54	
Benzene	ug/L	ND	1.0	10/09/15 02:54	
Bromodichloromethane	ug/L	ND	1.0	10/09/15 02:54	
Bromoform	ug/L	0.14J	1.0	10/09/15 02:54	
Bromomethane	ug/L	ND	5.0	10/09/15 02:54	
Carbon disulfide	ug/L	ND	5.0	10/09/15 02:54	
Carbon tetrachloride	ug/L	ND	1.0	10/09/15 02:54	
Chlorobenzene	ug/L	ND	1.0	10/09/15 02:54	
Chloroethane	ug/L	ND	1.0	10/09/15 02:54	
Chloroform	ug/L	ND	1.0	10/09/15 02:54	
Chloromethane	ug/L	0.17J	1.0	10/09/15 02:54	
cis-1,2-Dichloroethene	ug/L	ND	1.0	10/09/15 02:54	
cis-1,3-Dichloropropene	ug/L	ND	1.0	10/09/15 02:54	
Dibromochloromethane	ug/L	ND	1.0	10/09/15 02:54	
Ethylbenzene	ug/L	ND	1.0	10/09/15 02:54	
Methylene chloride	ug/L	ND	1.0	10/09/15 02:54	
Styrene	ug/L	ND	1.0	10/09/15 02:54	
Tetrachloroethene	ug/L	ND	1.0	10/09/15 02:54	
Toluene	ug/L	ND	1.0	10/09/15 02:54	
trans-1,2-Dichloroethene	ug/L	ND	1.0	10/09/15 02:54	
trans-1,3-Dichloropropene	ug/L	ND	1.0	10/09/15 02:54	
Trichloroethene	ug/L	ND	1.0	10/09/15 02:54	
Vinyl chloride	ug/L	ND	1.0	10/09/15 02:54	
Xylene (Total)	ug/L	ND	3.0	10/09/15 02:54	
1,2-Dichloroethane-d4 (S)	%	99	80-120	10/09/15 02:54	
4-Bromofluorobenzene (S)	%	98	80-120	10/09/15 02:54	
Toluene-d8 (S)	%	102	80-120	10/09/15 02:54	

Results presented on this page are in the units indicated by the "Units" column except where an alternate unit is presented to the right of the result.

REPORT OF LABORATORY ANALYSIS

This report shall not be reproduced, except in full,
without the written consent of Pace Analytical Services, Inc..

Pace Analytical Services, Inc.
9608 Loiret Blvd.
Lenexa, KS 66219
(913)599-5665

QUALITY CONTROL DATA

Project: Fort Smith, AR
Pace Project No.: 60204426

LABORATORY CONTROL SAMPLE: 1646654

Parameter	Units	Spike Conc.	LCS Result	LCS % Rec	% Rec Limits	Qualifiers
1,1,1-Trichloroethane	ug/L	20	18.9	95	80-120	
1,1,2,2-Tetrachloroethane	ug/L	20	15.8	79	73-121	
1,1,2-Trichloroethane	ug/L	20	18.9	94	80-120	
1,1-Dichloroethane	ug/L	20	19.6	98	80-120	
1,1-Dichloroethene	ug/L	20	19.0	95	80-120	
1,2-Dichloroethane	ug/L	20	18.4	92	81-120	
1,2-Dichloropropane	ug/L	20	19.4	97	80-120	
2-Butanone (MEK)	ug/L	100	111	111	67-122	
2-Hexanone	ug/L	100	110	110	75-121	
4-Methyl-2-pentanone (MIBK)	ug/L	100	96.2	96	76-120	
Acetone	ug/L	100	112	112	72-120	
Benzene	ug/L	20	19.8	99	80-120	
Bromodichloromethane	ug/L	20	19.1	96	80-120	
Bromoform	ug/L	20	18.9	95	73-138	
Bromomethane	ug/L	20	20.5	102	38-137	
Carbon disulfide	ug/L	20	20.5	103	71-129	
Carbon tetrachloride	ug/L	20	18.4	92	67-146	
Chlorobenzene	ug/L	20	19.1	95	80-120	
Chloroethane	ug/L	20	18.8	94	76-120	
Chloroform	ug/L	20	17.6	88	80-120	
Chloromethane	ug/L	20	12.8	64	34-165	
cis-1,2-Dichloroethene	ug/L	20	18.8	94	80-120	
cis-1,3-Dichloropropene	ug/L	20	16.7	83	80-120	
Dibromochloromethane	ug/L	20	19.4	97	80-126	
Ethylbenzene	ug/L	20	19.7	98	80-120	
Methylene chloride	ug/L	20	19.2	96	80-120	
Styrene	ug/L	20	20.1	101	80-123	
Tetrachloroethene	ug/L	20	19.1	95	80-123	
Toluene	ug/L	20	19.5	98	80-120	
trans-1,2-Dichloroethene	ug/L	20	18.2	91	80-120	
trans-1,3-Dichloropropene	ug/L	20	17.2	86	80-129	
Trichloroethene	ug/L	20	18.8	94	80-120	
Vinyl chloride	ug/L	20	19.1	96	62-125	
Xylene (Total)	ug/L	60	58.1	97	80-120	
1,2-Dichloroethane-d4 (S)	%			98	80-120	
4-Bromofluorobenzene (S)	%			96	80-120	
Toluene-d8 (S)	%			101	80-120	

Results presented on this page are in the units indicated by the "Units" column except where an alternate unit is presented to the right of the result.

REPORT OF LABORATORY ANALYSIS

This report shall not be reproduced, except in full,
without the written consent of Pace Analytical Services, Inc..

Pace Analytical Services, Inc.
9608 Loiret Blvd.
Lenexa, KS 66219
(913)599-5665

QUALITY CONTROL DATA

Project: Fort Smith, AR
Pace Project No.: 60204426

QC Batch: MSV/72158
QC Batch Method: EPA 5030B/8260
Analysis Method: EPA 5030B/8260
Analysis Description: 8260 MSV Water 10 mL Purge
Associated Lab Samples: 60204426003

METHOD BLANK: 1647432
Matrix: Water
Associated Lab Samples: 60204426003

Parameter	Units	Blank Result	Reporting Limit	Analyzed	Qualifiers
1,1,1-Trichloroethane	ug/L	ND	1.0	10/09/15 10:02	
1,1,2,2-Tetrachloroethane	ug/L	ND	1.0	10/09/15 10:02	
1,1,2-Trichloroethane	ug/L	ND	1.0	10/09/15 10:02	
1,1-Dichloroethane	ug/L	ND	1.0	10/09/15 10:02	
1,1-Dichloroethene	ug/L	ND	1.0	10/09/15 10:02	
1,2-Dichloroethane	ug/L	ND	1.0	10/09/15 10:02	
1,2-Dichloropropane	ug/L	ND	1.0	10/09/15 10:02	
2-Butanone (MEK)	ug/L	ND	10.0	10/09/15 10:02	
2-Hexanone	ug/L	ND	10.0	10/09/15 10:02	
4-Methyl-2-pentanone (MIBK)	ug/L	ND	10.0	10/09/15 10:02	
Acetone	ug/L	ND	10.0	10/09/15 10:02	
Benzene	ug/L	ND	1.0	10/09/15 10:02	
Bromodichloromethane	ug/L	ND	1.0	10/09/15 10:02	
Bromoform	ug/L	ND	1.0	10/09/15 10:02	
Bromomethane	ug/L	ND	5.0	10/09/15 10:02	
Carbon disulfide	ug/L	ND	5.0	10/09/15 10:02	
Carbon tetrachloride	ug/L	ND	1.0	10/09/15 10:02	
Chlorobenzene	ug/L	ND	1.0	10/09/15 10:02	
Chloroethane	ug/L	ND	1.0	10/09/15 10:02	
Chloroform	ug/L	ND	1.0	10/09/15 10:02	
Chloromethane	ug/L	ND	1.0	10/09/15 10:02	
cis-1,2-Dichloroethene	ug/L	ND	1.0	10/09/15 10:02	
cis-1,3-Dichloropropene	ug/L	ND	1.0	10/09/15 10:02	
Dibromochloromethane	ug/L	ND	1.0	10/09/15 10:02	
Ethylbenzene	ug/L	ND	1.0	10/09/15 10:02	
Methylene chloride	ug/L	ND	1.0	10/09/15 10:02	
Styrene	ug/L	ND	1.0	10/09/15 10:02	
Tetrachloroethene	ug/L	ND	1.0	10/09/15 10:02	
Toluene	ug/L	ND	1.0	10/09/15 10:02	
trans-1,2-Dichloroethene	ug/L	ND	1.0	10/09/15 10:02	
trans-1,3-Dichloropropene	ug/L	ND	1.0	10/09/15 10:02	
Trichloroethene	ug/L	ND	1.0	10/09/15 10:02	
Vinyl chloride	ug/L	ND	1.0	10/09/15 10:02	
Xylene (Total)	ug/L	ND	3.0	10/09/15 10:02	
1,2-Dichloroethane-d4 (S)	%	99	80-120	10/09/15 10:02	
4-Bromofluorobenzene (S)	%	97	80-120	10/09/15 10:02	
Toluene-d8 (S)	%	102	80-120	10/09/15 10:02	

Results presented on this page are in the units indicated by the "Units" column except where an alternate unit is presented to the right of the result.

REPORT OF LABORATORY ANALYSIS

This report shall not be reproduced, except in full,
without the written consent of Pace Analytical Services, Inc..

Pace Analytical Services, Inc.
9608 Loiret Blvd.
Lenexa, KS 66219
(913)599-5665

QUALITY CONTROL DATA

Project: Fort Smith, AR
Pace Project No.: 60204426

LABORATORY CONTROL SAMPLE: 1647433

Parameter	Units	Spike Conc.	LCS Result	LCS % Rec	% Rec Limits	Qualifiers
1,1,1-Trichloroethane	ug/L	20	18.0	90	80-120	
1,1,2,2-Tetrachloroethane	ug/L	20	17.9	90	73-121	
1,1,2-Trichloroethane	ug/L	20	17.5	88	80-120	
1,1-Dichloroethane	ug/L	20	18.3	91	80-120	
1,1-Dichloroethene	ug/L	20	18.0	90	80-120	
1,2-Dichloroethane	ug/L	20	17.9	89	81-120	
1,2-Dichloropropane	ug/L	20	17.9	89	80-120	
2-Butanone (MEK)	ug/L	100	112	112	67-122	
2-Hexanone	ug/L	100	112	112	75-121	
4-Methyl-2-pentanone (MIBK)	ug/L	100	93.5	93	76-120	
Acetone	ug/L	100	120	120	72-120	
Benzene	ug/L	20	19.1	95	80-120	
Bromodichloromethane	ug/L	20	18.2	91	80-120	
Bromoform	ug/L	20	18.3	91	73-138	
Bromomethane	ug/L	20	23.8	119	38-137	
Carbon disulfide	ug/L	20	19.8	99	71-129	
Carbon tetrachloride	ug/L	20	17.5	88	67-146	
Chlorobenzene	ug/L	20	18.8	94	80-120	
Chloroethane	ug/L	20	18.4	92	76-120	
Chloroform	ug/L	20	17.1	85	80-120	
Chloromethane	ug/L	20	16.4	82	34-165	
cis-1,2-Dichloroethene	ug/L	20	17.9	90	80-120	
cis-1,3-Dichloropropene	ug/L	20	18.3	91	80-120	
Dibromochloromethane	ug/L	20	18.9	95	80-126	
Ethylbenzene	ug/L	20	18.9	94	80-120	
Methylene chloride	ug/L	20	18.4	92	80-120	
Styrene	ug/L	20	19.7	99	80-123	
Tetrachloroethene	ug/L	20	18.4	92	80-123	
Toluene	ug/L	20	18.9	95	80-120	
trans-1,2-Dichloroethene	ug/L	20	17.8	89	80-120	
trans-1,3-Dichloropropene	ug/L	20	18.6	93	80-129	
Trichloroethene	ug/L	20	16.8	84	80-120	
Vinyl chloride	ug/L	20	18.8	94	62-125	
Xylene (Total)	ug/L	60	56.4	94	80-120	
1,2-Dichloroethane-d4 (S)	%			96	80-120	
4-Bromofluorobenzene (S)	%			98	80-120	
Toluene-d8 (S)	%			101	80-120	

MATRIX SPIKE & MATRIX SPIKE DUPLICATE: 1647434 1647435

Parameter	Units	60204563001 Result	MS Spike Conc.	MSD Spike Conc.	MS Result	MSD Result	MS % Rec	MSD % Rec	% Rec Limits	RPD	Max RPD	Qual
1,1,1-Trichloroethane	ug/L	ND	20	20	18.8	18.3	94	92	88-124	2	9	
1,1,2,2-Tetrachloroethane	ug/L	ND	20	20	18.0	17.1	90	85	78-116	5	13	
1,1,2-Trichloroethane	ug/L	ND	20	20	17.3	16.8	86	84	84-112	3	10	

Results presented on this page are in the units indicated by the "Units" column except where an alternate unit is presented to the right of the result.

REPORT OF LABORATORY ANALYSIS

This report shall not be reproduced, except in full,
without the written consent of Pace Analytical Services, Inc..

Pace Analytical Services, Inc.
9608 Loiret Blvd.
Lenexa, KS 66219
(913)599-5665

QUALITY CONTROL DATA

Project: Fort Smith, AR
Pace Project No.: 60204426

MATRIX SPIKE & MATRIX SPIKE DUPLICATE: 1647434 1647435

Parameter	Units	60204563001 Result	MS Spike Conc.	MSD Spike Conc.	MS Result	MSD Result	MS % Rec	MSD % Rec	% Rec Limits	RPD	Max RPD	Qual
1,1-Dichloroethane	ug/L	ND	20	20	18.9	18.4	95	92	82-121	3	9	
1,1-Dichloroethene	ug/L	ND	20	20	18.5	18.7	93	93	78-124	1	12	
1,2-Dichloroethane	ug/L	ND	20	20	17.4	16.9	87	85	79-121	3	12	
1,2-Dichloropropane	ug/L	ND	20	20	18.1	17.5	91	88	82-119	4	10	
2-Butanone (MEK)	ug/L	ND	100	100	72.2	70.3	72	70	66-114	3	13	
2-Hexanone	ug/L	ND	100	100	86.2	78.8	86	79	71-116	9	13	
4-Methyl-2-pentanone (MIBK)	ug/L	ND	100	100	94.2	87.2	94	87	72-122	8	12	
Acetone	ug/L	ND	100	100	53.1	51.4	52	50	65-113	3	27	M1
Benzene	ug/L	ND	20	20	19.6	18.7	98	93	46-155	5	13	
Bromodichloromethane	ug/L	ND	20	20	17.8	16.9	89	85	77-127	5	10	
Bromoform	ug/L	ND	20	20	17.5	17.0	88	85	70-125	3	11	
Bromomethane	ug/L	ND	20	20	17.5	17.4	87	87	41-140	1	30	
Carbon disulfide	ug/L	ND	20	20	21.5	21.2	107	106	68-140	1	10	
Carbon tetrachloride	ug/L	ND	20	20	18.7	17.8	93	89	68-147	5	11	
Chlorobenzene	ug/L	ND	20	20	18.4	18.1	92	91	83-121	1	9	
Chloroethane	ug/L	ND	20	20	26.8	22.7	134	113	69-126	17	19	M1
Chloroform	ug/L	ND	20	20	17.3	16.9	86	85	86-119	2	9	M1
Chloromethane	ug/L	ND	20	20	13.1	13.5	66	67	23-168	3	49	
cis-1,2-Dichloroethene	ug/L	ND	20	20	18.5	18.1	92	90	85-117	2	10	
cis-1,3-Dichloropropene	ug/L	ND	20	20	17.7	17.6	89	88	74-115	0	12	
Dibromochloromethane	ug/L	ND	20	20	18.2	17.9	91	89	65-134	2	11	
Ethylbenzene	ug/L	ND	20	20	24.4	19.1	122	95	51-148	25	14	R1
Methylene chloride	ug/L	ND	20	20	17.7	17.7	88	89	75-118	0	11	
Styrene	ug/L	ND	20	20	19.8	19.2	99	96	17-174	3	10	
Tetrachloroethene	ug/L	ND	20	20	19.0	19.1	95	96	78-127	1	9	
Toluene	ug/L	ND	20	20	19.4	19.1	97	96	47-149	1	16	
trans-1,2-Dichloroethene	ug/L	ND	20	20	18.2	17.8	91	89	84-119	2	12	
trans-1,3-Dichloropropene	ug/L	ND	20	20	18.1	18.0	91	90	71-120	1	10	
Trichloroethene	ug/L	ND	20	20	17.3	16.7	86	83	70-135	4	10	
Vinyl chloride	ug/L	ND	20	20	18.5	18.5	93	92	58-130	0	11	
Xylene (Total)	ug/L	ND	60	60	104	58.8	173	98	39-158	55	15	MS,RS
1,2-Dichloroethane-d4 (S)	%						98	97	80-120			
4-Bromofluorobenzene (S)	%						96	98	80-120			
Toluene-d8 (S)	%						102	103	80-120			
Preservation pH		1.0			1.0	1.0				0		

Results presented on this page are in the units indicated by the "Units" column except where an alternate unit is presented to the right of the result.

REPORT OF LABORATORY ANALYSIS

This report shall not be reproduced, except in full,
without the written consent of Pace Analytical Services, Inc..

Pace Analytical Services, Inc.
9608 Loiret Blvd.
Lenexa, KS 66219
(913)599-5665

QUALITY CONTROL DATA

Project: Fort Smith, AR
Pace Project No.: 60204426

QC Batch: WET/57695 Analysis Method: SM 2320B
QC Batch Method: SM 2320B Analysis Description: 2320B Alkalinity
Associated Lab Samples: 60204426001, 60204426003, 60204426004

METHOD BLANK: 1647735 Matrix: Water
Associated Lab Samples: 60204426001, 60204426003, 60204426004

Parameter	Units	Blank Result	Reporting Limit	Analyzed	Qualifiers
Alkalinity, Carbonate (CaCO3)	mg/L	ND	20.0	10/09/15 14:03	
Alkalinity, Total as CaCO3	mg/L	ND	20.0	10/09/15 14:03	
Alkalinity,Bicarbonate (CaCO3)	mg/L	ND	20.0	10/09/15 14:03	

LABORATORY CONTROL SAMPLE: 1647736

Parameter	Units	Spike Conc.	LCS Result	LCS % Rec	% Rec Limits	Qualifiers
Alkalinity, Total as CaCO3	mg/L	500	479	96	90-110	

SAMPLE DUPLICATE: 1647737

Parameter	Units	60204425007 Result	Dup Result	RPD	Max RPD	Qualifiers
Alkalinity, Carbonate (CaCO3)	mg/L	ND	ND		10	
Alkalinity, Total as CaCO3	mg/L	11.6J	12.1J		10	
Alkalinity,Bicarbonate (CaCO3)	mg/L	11.6J	12.1J		10	

SAMPLE DUPLICATE: 1647738

Parameter	Units	60204425017 Result	Dup Result	RPD	Max RPD	Qualifiers
Alkalinity, Carbonate (CaCO3)	mg/L	ND	ND		10	
Alkalinity, Total as CaCO3	mg/L	112	113	1	10	
Alkalinity,Bicarbonate (CaCO3)	mg/L	112	113	1	10	

Results presented on this page are in the units indicated by the "Units" column except where an alternate unit is presented to the right of the result.

REPORT OF LABORATORY ANALYSIS

This report shall not be reproduced, except in full,
without the written consent of Pace Analytical Services, Inc..

Pace Analytical Services, Inc.
9608 Loiret Blvd.
Lenexa, KS 66219
(913)599-5665

QUALITY CONTROL DATA

Project: Fort Smith, AR
Pace Project No.: 60204426

QC Batch: WET/57655 Analysis Method: SM 4500-S-2 D
QC Batch Method: SM 4500-S-2 D Analysis Description: 4500S2D Sulfide, Total
Associated Lab Samples: 60204426001, 60204426003, 60204426004

METHOD BLANK: 1646295 Matrix: Water
Associated Lab Samples: 60204426001, 60204426003, 60204426004

Parameter	Units	Blank Result	Reporting Limit	Analyzed	Qualifiers
Sulfide, Total	mg/L	ND	0.050	10/13/15 07:38	

LABORATORY CONTROL SAMPLE: 1646296

Parameter	Units	Spike Conc.	LCS Result	LCS % Rec	% Rec Limits	Qualifiers
Sulfide, Total	mg/L	.5	0.50	99	80-120	

MATRIX SPIKE SAMPLE: 1646297

Parameter	Units	60204425028 Result	Spike Conc.	MS Result	MS % Rec	% Rec Limits	Qualifiers
Sulfide, Total	mg/L	ND	.5	0.48	96	75-125	

SAMPLE DUPLICATE: 1646298

Parameter	Units	60204426001 Result	Dup Result	RPD	Max RPD	Qualifiers
Sulfide, Total	mg/L	ND	ND		20	

Results presented on this page are in the units indicated by the "Units" column except where an alternate unit is presented to the right of the result.

REPORT OF LABORATORY ANALYSIS

This report shall not be reproduced, except in full,
without the written consent of Pace Analytical Services, Inc..

Pace Analytical Services, Inc.
9608 Loiret Blvd.
Lenexa, KS 66219
(913)599-5665

QUALITY CONTROL DATA

Project: Fort Smith, AR
Pace Project No.: 60204426

QC Batch: WETA/36316 Analysis Method: EPA 300.0
QC Batch Method: EPA 300.0 Analysis Description: 300.0 IC Anions
Associated Lab Samples: 60204426001, 60204426003, 60204426004

METHOD BLANK: 1648532 Matrix: Water
Associated Lab Samples: 60204426001, 60204426003, 60204426004

Parameter	Units	Blank Result	Reporting Limit	Analyzed	Qualifiers
Chloride	mg/L	ND	1.0	10/11/15 15:40	
Sulfate	mg/L	ND	1.0	10/11/15 15:40	

METHOD BLANK: 1648751 Matrix: Water
Associated Lab Samples: 60204426001, 60204426003, 60204426004

Parameter	Units	Blank Result	Reporting Limit	Analyzed	Qualifiers
Chloride	mg/L	ND	1.0	10/12/15 10:11	
Sulfate	mg/L	ND	1.0	10/12/15 10:11	

LABORATORY CONTROL SAMPLE: 1648533

Parameter	Units	Spike Conc.	LCS Result	LCS % Rec	% Rec Limits	Qualifiers
Chloride	mg/L	5	4.6	92	90-110	
Sulfate	mg/L	5	4.7	93	90-110	

LABORATORY CONTROL SAMPLE: 1648752

Parameter	Units	Spike Conc.	LCS Result	LCS % Rec	% Rec Limits	Qualifiers
Chloride	mg/L	5	4.6	91	90-110	
Sulfate	mg/L	5	4.7	95	90-110	

MATRIX SPIKE SAMPLE: 1648534

Parameter	Units	60204296003 Result	Spike Conc.	MS Result	MS % Rec	% Rec Limits	Qualifiers
Chloride	mg/L	81.3	50	127	91	80-120	
Sulfate	mg/L	102	50	145	87	80-120	

MATRIX SPIKE SAMPLE: 1648535

Parameter	Units	60204567002 Result	Spike Conc.	MS Result	MS % Rec	% Rec Limits	Qualifiers
Chloride	mg/L	2670	1000	3590	92	80-120	
Sulfate	mg/L	2330	1000	3200	87	80-120	

Results presented on this page are in the units indicated by the "Units" column except where an alternate unit is presented to the right of the result.

REPORT OF LABORATORY ANALYSIS

This report shall not be reproduced, except in full,
without the written consent of Pace Analytical Services, Inc..

Pace Analytical Services, Inc.
9608 Loiret Blvd.
Lenexa, KS 66219
(913)599-5665

QUALITY CONTROL DATA

Project: Fort Smith, AR
Pace Project No.: 60204426

QC Batch: WETA/36348 Analysis Method: EPA 350.1
QC Batch Method: EPA 350.1 Analysis Description: 350.1 Ammonia
Associated Lab Samples: 60204426001, 60204426003, 60204426004

METHOD BLANK: 1649424 Matrix: Water
Associated Lab Samples: 60204426001, 60204426003, 60204426004

Parameter	Units	Blank Result	Reporting Limit	Analyzed	Qualifiers
Nitrogen, Ammonia	mg/L	ND	0.10	10/14/15 11:20	

LABORATORY CONTROL SAMPLE: 1649425

Parameter	Units	Spike Conc.	LCS Result	LCS % Rec	% Rec Limits	Qualifiers
Nitrogen, Ammonia	mg/L	2	1.9	94	90-110	

MATRIX SPIKE SAMPLE: 1649426

Parameter	Units	60204543001 Result	Spike Conc.	MS Result	MS % Rec	% Rec Limits	Qualifiers
Nitrogen, Ammonia	mg/L	ND	2	1.4	72	90-110	M1

MATRIX SPIKE SAMPLE: 1649428

Parameter	Units	60204648002 Result	Spike Conc.	MS Result	MS % Rec	% Rec Limits	Qualifiers
Nitrogen, Ammonia	mg/L	<0.10	2	2.1	103	90-110	

SAMPLE DUPLICATE: 1649427

Parameter	Units	60204613001 Result	Dup Result	RPD	Max RPD	Qualifiers
Nitrogen, Ammonia	mg/L	339	340	0	18	

Results presented on this page are in the units indicated by the "Units" column except where an alternate unit is presented to the right of the result.

REPORT OF LABORATORY ANALYSIS

This report shall not be reproduced, except in full,
without the written consent of Pace Analytical Services, Inc..

Pace Analytical Services, Inc.
9608 Loiret Blvd.
Lenexa, KS 66219
(913)599-5665

QUALITY CONTROL DATA

Project: Fort Smith, AR
Pace Project No.: 60204426

QC Batch: WETA/36248 Analysis Method: EPA 353.2
QC Batch Method: EPA 353.2 Analysis Description: 353.2 Nitrate + Nitrite, Unpres.
Associated Lab Samples: 60204426001, 60204426003, 60204426004

METHOD BLANK: 1645650 Matrix: Water
Associated Lab Samples: 60204426001, 60204426003, 60204426004

Parameter	Units	Blank Result	Reporting Limit	Analyzed	Qualifiers
Nitrogen, Nitrate	mg/L	ND	0.10	10/07/15 13:01	
Nitrogen, Nitrite	mg/L	ND	0.10	10/07/15 13:01	
Nitrogen, NO2 plus NO3	mg/L	ND	0.10	10/07/15 13:01	

LABORATORY CONTROL SAMPLE: 1645651

Parameter	Units	Spike Conc.	LCS Result	LCS % Rec	% Rec Limits	Qualifiers
Nitrogen, Nitrate	mg/L	1.6	1.4	88	85-115	
Nitrogen, Nitrite	mg/L	.4	0.40	100	90-110	
Nitrogen, NO2 plus NO3	mg/L	2	1.8	91	90-110	

MATRIX SPIKE SAMPLE: 1645652

Parameter	Units	60204416001 Result	Spike Conc.	MS Result	MS % Rec	% Rec Limits	Qualifiers
Nitrogen, Nitrate	mg/L	6.2	8	12.8	83	85-115	M1
Nitrogen, Nitrite	mg/L	ND	2	2.2	109	90-110	
Nitrogen, NO2 plus NO3	mg/L	6.2	10	15.0	88	90-110	M1

MATRIX SPIKE SAMPLE: 1645654

Parameter	Units	60204434002 Result	Spike Conc.	MS Result	MS % Rec	% Rec Limits	Qualifiers
Nitrogen, Nitrate	mg/L	1.3	8	8.2	87	85-115	
Nitrogen, Nitrite	mg/L	ND	2	2.1	107	90-110	
Nitrogen, NO2 plus NO3	mg/L	1.3	10	10.4	91	90-110	

SAMPLE DUPLICATE: 1645653

Parameter	Units	60204426004 Result	Dup Result	RPD	Max RPD	Qualifiers
Nitrogen, Nitrate	mg/L	ND	ND		20	
Nitrogen, Nitrite	mg/L	ND	ND		20	
Nitrogen, NO2 plus NO3	mg/L	ND	ND		20	

Results presented on this page are in the units indicated by the "Units" column except where an alternate unit is presented to the right of the result.

REPORT OF LABORATORY ANALYSIS

This report shall not be reproduced, except in full,
without the written consent of Pace Analytical Services, Inc..

Pace Analytical Services, Inc.
9608 Loiret Blvd.
Lenexa, KS 66219
(913)599-5665

QUALITY CONTROL DATA

Project: Fort Smith, AR
Pace Project No.: 60204426

QC Batch: WETA/36356 Analysis Method: EPA 365.4
QC Batch Method: EPA 365.4 Analysis Description: 365.4 Phosphorus
Associated Lab Samples: 60204426001, 60204426003, 60204426004

METHOD BLANK: 1649697 Matrix: Water
Associated Lab Samples: 60204426001, 60204426003, 60204426004

Parameter	Units	Blank Result	Reporting Limit	Analyzed	Qualifiers
Phosphorus as PO4	mg/L	ND	0.31	10/15/15 11:23	

LABORATORY CONTROL SAMPLE: 1649698

Parameter	Units	Spike Conc.	LCS Result	LCS % Rec	% Rec Limits	Qualifiers
Phosphorus as PO4	mg/L		6.0			

MATRIX SPIKE SAMPLE: 1649699

Parameter	Units	60204425013 Result	Spike Conc.	MS Result	MS % Rec	% Rec Limits	Qualifiers
Phosphorus as PO4	mg/L	ND		6.1			

MATRIX SPIKE SAMPLE: 1649701

Parameter	Units	60204563001 Result	Spike Conc.	MS Result	MS % Rec	% Rec Limits	Qualifiers
Phosphorus as PO4	mg/L	ND		6.1			

SAMPLE DUPLICATE: 1649700

Parameter	Units	60204426001 Result	Dup Result	RPD	Max RPD	Qualifiers
Phosphorus as PO4	mg/L	ND	ND	0		

Results presented on this page are in the units indicated by the "Units" column except where an alternate unit is presented to the right of the result.

REPORT OF LABORATORY ANALYSIS

This report shall not be reproduced, except in full,
without the written consent of Pace Analytical Services, Inc..

Pace Analytical Services, Inc.
9608 Loiret Blvd.
Lenexa, KS 66219
(913)599-5665

QUALITY CONTROL DATA

Project: Fort Smith, AR
Pace Project No.: 60204426

QC Batch: WETA/36299 Analysis Method: SM 5310C
QC Batch Method: SM 5310C Analysis Description: 5310C Total Organic Carbon
Associated Lab Samples: 60204426001, 60204426003, 60204426004

METHOD BLANK: 1647817 Matrix: Water
Associated Lab Samples: 60204426001, 60204426003, 60204426004

Parameter	Units	Blank Result	Reporting Limit	Analyzed	Qualifiers
Total Organic Carbon	mg/L	ND	1.0	10/13/15 12:26	

LABORATORY CONTROL SAMPLE: 1647818

Parameter	Units	Spike Conc.	LCS Result	LCS % Rec	% Rec Limits	Qualifiers
Total Organic Carbon	mg/L	5	5.1	101	80-120	

MATRIX SPIKE SAMPLE: 1647819

Parameter	Units	60204425003 Result	Spike Conc.	MS Result	MS % Rec	% Rec Limits	Qualifiers
Total Organic Carbon	mg/L	1.7	5	5.0	66	80-120	M1

SAMPLE DUPLICATE: 1647820

Parameter	Units	60204425008 Result	Dup Result	RPD	Max RPD	Qualifiers
Total Organic Carbon	mg/L	0.62J	0.56J		25	

Results presented on this page are in the units indicated by the "Units" column except where an alternate unit is presented to the right of the result.

REPORT OF LABORATORY ANALYSIS

This report shall not be reproduced, except in full,
without the written consent of Pace Analytical Services, Inc..

Pace Analytical Services, Inc.
9608 Loiret Blvd.
Lenexa, KS 66219
(913)599-5665

QUALIFIERS

Project: Fort Smith, AR
Pace Project No.: 60204426

DEFINITIONS

DF - Dilution Factor, if reported, represents the factor applied to the reported data due to dilution of the sample aliquot.

ND - Not Detected at or above adjusted reporting limit.

J - Estimated concentration above the adjusted method detection limit and below the adjusted reporting limit.

MDL - Adjusted Method Detection Limit.

PQL - Practical Quantitation Limit.

RL - Reporting Limit.

S - Surrogate

1,2-Diphenylhydrazine decomposes to and cannot be separated from Azobenzene using Method 8270. The result for each analyte is a combined concentration.

Consistent with EPA guidelines, unrounded data are displayed and have been used to calculate % recovery and RPD values.

LCS(D) - Laboratory Control Sample (Duplicate)

MS(D) - Matrix Spike (Duplicate)

DUP - Sample Duplicate

RPD - Relative Percent Difference

NC - Not Calculable.

SG - Silica Gel - Clean-Up

U - Indicates the compound was analyzed for, but not detected.

N-Nitrosodiphenylamine decomposes and cannot be separated from Diphenylamine using Method 8270. The result reported for each analyte is a combined concentration.

Pace Analytical is TNI accredited. Contact your Pace PM for the current list of accredited analytes.

TNI - The NELAC Institute.

LABORATORIES

PASI-D	Pace Analytical Services - Dallas
PASI-K	Pace Analytical Services - Kansas City

BATCH QUALIFIERS

Batch: MSV/72146

[M5]	A matrix spike/matrix spike duplicate was not performed for this batch due to insufficient sample volume.

Batch: WET/57807

[1]	Ferrous iron performed in the field

Batch: WET/57811

[1]	Field pH

ANALYTE QUALIFIERS

B	Analyte was detected in the associated method blank.
H6	Analysis initiated outside of the 15 minute EPA recommended holding time.
M1	Matrix spike recovery exceeded QC limits. Batch accepted based on laboratory control sample (LCS) recovery.
MS	Analyte recovery in the matrix spike was outside QC limits for one or more of the constituent analytes used in the calculated result.
R1	RPD value was outside control limits.
RS	The RPD value in one of the constituent analytes was outside the control limits.

This report shall not be reproduced, except in full,
without the written consent of Pace Analytical Services, Inc..

Pace Analytical Services, Inc.
9608 Loiret Blvd.
Lenexa, KS 66219
(913)599-5665

QUALITY CONTROL DATA CROSS REFERENCE TABLE

Project: Fort Smith, AR
Pace Project No.: 60204426

Lab ID	Sample ID	QC Batch Method	QC Batch	Analytical Method	Analytical Batch
60204426001	**MW-99-201510**	EPA 8015 - Alcohol	GCSV/4450		
60204426003	**MW-183-201510**	EPA 8015 - Alcohol	GCSV/4450		
60204426004	**MW-98-201510**	EPA 8015 - Alcohol	GCSV/4450		
60204426001	**MW-99-201510**	EPA 3010	MPRP/33449	EPA 6010	ICP/24647
60204426003	**MW-183-201510**	EPA 3010	MPRP/33449	EPA 6010	ICP/24647
60204426004	**MW-98-201510**	EPA 3010	MPRP/33449	EPA 6010	ICP/24647
60204426001	**MW-99-201510**	EPA 5030B/8260	MSV/72146		
60204426002	**TB-09-201510**	EPA 5030B/8260	MSV/72146		
60204426003	**MW-183-201510**	EPA 5030B/8260	MSV/72158		
60204426004	**MW-98-201510**	EPA 5030B/8260	MSV/72146		
60204426001	**MW-99-201510**	SM 2320B	WET/57695		
60204426003	**MW-183-201510**	SM 2320B	WET/57695		
60204426004	**MW-98-201510**	SM 2320B	WET/57695		
60204426001	**MW-99-201510**	SM 3500-Fe B#4	WET/57807		
60204426003	**MW-183-201510**	SM 3500-Fe B#4	WET/57807		
60204426004	**MW-98-201510**	SM 3500-Fe B#4	WET/57807		
60204426001	**MW-99-201510**	SM 4500-H+B	WET/57811		
60204426003	**MW-183-201510**	SM 4500-H+B	WET/57811		
60204426004	**MW-98-201510**	SM 4500-H+B	WET/57811		
60204426001	**MW-99-201510**	SM 4500-S-2 D	WET/57655		
60204426003	**MW-183-201510**	SM 4500-S-2 D	WET/57655		
60204426004	**MW-98-201510**	SM 4500-S-2 D	WET/57655		
60204426001	**MW-99-201510**	EPA 300.0	WETA/36316		
60204426003	**MW-183-201510**	EPA 300.0	WETA/36316		
60204426004	**MW-98-201510**	EPA 300.0	WETA/36316		
60204426001	**MW-99-201510**	EPA 350.1	WETA/36348		
60204426003	**MW-183-201510**	EPA 350.1	WETA/36348		
60204426004	**MW-98-201510**	EPA 350.1	WETA/36348		
60204426001	**MW-99-201510**	EPA 353.2	WETA/36248		
60204426003	**MW-183-201510**	EPA 353.2	WETA/36248		
60204426004	**MW-98-201510**	EPA 353.2	WETA/36248		
60204426001	**MW-99-201510**	EPA 365.4	WETA/36356		
60204426003	**MW-183-201510**	EPA 365.4	WETA/36356		
60204426004	**MW-98-201510**	EPA 365.4	WETA/36356		
60204426001	**MW-99-201510**	SM 4500-CO2 D	WETA/36401		
60204426003	**MW-183-201510**	SM 4500-CO2 D	WETA/36401		
60204426004	**MW-98-201510**	SM 4500-CO2 D	WETA/36401		
60204426001	**MW-99-201510**	SM 5310C	WETA/36299		
60204426003	**MW-183-201510**	SM 5310C	WETA/36299		
60204426004	**MW-98-201510**	SM 5310C	WETA/36299		

This report shall not be reproduced, except in full,
without the written consent of Pace Analytical Services, Inc..

Pace Analytical®
www.pacelabs.com

Sample Condition Upon Receipt

WO# : 60204426

60204426

Client Name: Environ

Optional
Proj Due Date:
Proj Name:

Courier: FedEx ☒ UPS ☐ VIA ☐ Clay ☐ PEX ☐ ECI ☐ Pace ☐ Other ☐ Client ☐

Tracking #: 6262 7065 3763, 3720, 3774 Pace Shipping Label Used? Yes ☐ No ☐

Custody Seal on Cooler/Box Present: Yes ☒ No ☐ Seals intact: Yes ☒ No ☐

Packing Material: Bubble Wrap ☐ Bubble Bags ☒ Foam ☒ None ☐ Other ☐

Thermometer Used: CF +0.6 T-239 / CF +0.6 T-262 **Type of Ice:** (Wet) Blue None ☐ Samples received on ice, cooling process has begun.
(circle one)

Cooler Temperature: 3.6 2.2 2.1

Date and initials of person examining contents: JD 10/7

Temperature should be above freezing to 6°C

Chain of Custody present:	☒Yes ☐No ☐N/A	1.	
Chain of Custody filled out:	☒Yes ☐No ☐N/A	2.	
Chain of Custody relinquished:	☒Yes ☐No ☐N/A	3.	
Sampler name & signature on COC:	☒Yes ☐No ☐N/A	4.	
Samples arrived within holding time:	☒Yes ☐No ☐N/A	5.	
Short Hold Time analyses (<72hr):	☒Yes ☐No ☐N/A	6.	NO_2, NO_3, pH
Rush Turn Around Time requested:	☐Yes ☒No ☐N/A	7.	
Sufficient volume:	☒Yes ☐No ☐N/A	8.	
Correct containers used:	☒Yes ☐No ☐N/A		
Pace containers used:	☒Yes ☐No ☐N/A	9.	
Containers intact:	☒Yes ☐No ☐N/A	10.	
Unpreserved 5035A soils frozen w/in 48hrs?	☐Yes ☐No ☒N/A	11.	
Filtered volume received for dissolved tests?	☐Yes ☐No ☒N/A	12.	
Sample labels match COC:	☒Yes ☐No ☐N/A		
Includes date/time/ID/analyses Matrix: WT		13.	
All containers needing preservation have been checked.	☒Yes ☐No ☐N/A		
All containers needing preservation are found to be in compliance with EPA recommendation.	☒Yes ☐No ☐N/A	14.	
Exceptions: (VOA) Coliform, O&G, WI-DRO (water)	☒Yes ☐No	Initial when completed	Lot # of added preservative
Trip Blank present:	☒Yes ☐No ☐N/A		
Pace Trip Blank lot # (if purchased): 10/2		15.	
Headspace in VOA vials (>6mm):	☐Yes ☒No ☐N/A	16.	
Project sampled in USDA Regulated Area:	☐Yes ☐No ☒N/A	17. List State:	
Additional labels attached to 5035A vials in the field?	☐Yes ☐No ☒N/A	18.	

Client Notification/ Resolution: Copy COC to Client? Y / (N) Field Data Required? Y / (N)

Person Contacted: _____ Date/Time: _____

Comments/ Resolution: _____

Project Manager Review: CBC Date: 10/7/15

Pace Analytical
www.pacelabs.com

CHAIN-OF-CUSTODY / Analytical Request Document

The Chain-of-Custody is a LEGAL DOCUMENT. All relevant fields must be completed accurately.

Page: 1 of 1

Section A Required Client Information:		Section B Required Project Information:		Section C Invoice Information:	
Company:	Environ	Report To:	Wendy Stonestreet	Attention:	Tammy Gleason
Address:	7500 College Blvd., Ste. 925	Copy To:	Tammy Gleason	Company Name:	Environ
	Overland Park, KS 66210			Address:	250 Monroe Ave. NW Grand Rapids
Email To:	wstonestreet@environcorp.com	Purchase Order No.:	NA	Pace Quote Reference:	Michigan, 49503
Phone: 913-553-5926	Fax:	Project Name:	Fort Smith, AR	Pace Project Manager:	Colleen Clyne
Requested Due Date/TAT:		Project Number:		Pace Profile #:	7444, line 1

REGULATORY AGENCY

☐ NPDES ☐ GROUND WATER ☐ DRINKING WATER
☐ UST ☐ RCRA ☑ OTHER ADEQ

Site Location STATE: AR

Section D Required Client Information

Valid Matrix Codes

MATRIX	CODE
DRINKING WATER	DW
WATER	WT
WASTE WATER	WW
PRODUCT	P
SOIL/SOLID	SL
OIL	OL
WIPE	WP
AIR	AR
OTHER	OT
TISSUE	TS

SAMPLE ID (A-Z, 0-9 / ,-) Sample IDs MUST BE UNIQUE

Requested Analysis Filtered (Y/N)

	ITEM #	SAMPLE ID	MATRIX CODE (see valid codes to left)	SAMPLE TYPE (G=GRAB C=COMP)	COLLECTED COMPOSITE START DATE	COLLECTED COMPOSITE START TIME	COLLECTED COMPOSITE END/GRAB DATE	COLLECTED COMPOSITE END/GRAB TIME	SAMPLE TEMP AT COLLECTION	# OF CONTAINERS	Preservatives: Unpreserved	H_2SO_4	HNO_3	HCl	NaOH	$Na_2S_2O_3$	Methanol	Other	Analysis Test (Y/N)	8260 VOCs	Alkalinity	TOC	Chloride, Sulfate	8015 Chloroethanol (Pace Dallas)	6010-Iron/Mn	Ferric Iron calc. (send field Ferrous)	Ammonia	Nitrate+Nitrite	Total Phosphate (Pace Dallas)	Sulfide	CO2 Calc (Alkalinity +pH)	Residual Chlorine (Y/N)	Pace Project No./ Lab I.D.
05	1	MW-99-201510 BP3U AG3S BP3Z BP3S BP3N	WT	G	(3)D69H	(2)D69U	10/6/15	0835		11	X	X	X	X	X	X				X	X	X	X	X	X	X	X	X	X	X	X		001
	2	TB-09-201510	WT	G			10/6/15	—		3	X	/								X													(2)D69A 002
10	3	MW-183-201510	WT	G			10/6/15	1041		3	X	X	X	X	X	X				X	X	X	X	X	X	X	X	X	X	X	X		5day TAT 003 VOCs
09	4	MW-98-201510	WT	G			10/6/15	1250		11	X	X	X	X	X	X				X	X	X	X	X	X	X	X	X	X	X	X		004
	5																																
	6																																
	7																																
	8																																
	9																																
	10																																
	11																																
	12																																

60204426

ADDITIONAL COMMENTS	RELINQUISHED BY / AFFILIATION	DATE	TIME	ACCEPTED BY / AFFILIATION	DATE	TIME	SAMPLE CONDITIONS: Temp in °C	Received on Ice (Y/N)	Custody Sealed Cooler (Y/N)	Samples Intact (Y/N)
Level IV data package required	Wendy Stonestreet	10/6/15		[signature]	10/7	0845	3.6	Y	Y	Y
							2.2	Y	Y	Y
							2.6	Y	Y	Y

SAMPLER NAME AND SIGNATURE

PRINT Name of SAMPLER: Wendy Stonestreet

SIGNATURE of SAMPLER: Wendy Stonestreet DATE Signed (MM/DD/YY): 10/6/15

*Important Note: By signing this form you are accepting Pace's NET 30 day payment terms and agreeing to late charges of 1.5% per month for any invoices not paid within 30 days.

F-ALL-Q-020rev.07, 15-Feb-2007

Chain of Custody

Pace Analytical®
www.pacelabs.com

Workorder: 60204426 **Workorder Name:** Fort Smith, AR **Owner Received Date:** 10/7/2015 **Results Requested By:** 10/19/2015

Report To	Subcontract To
Colleen Clyne Pace Analytical Services, Inc. 9608 Loiret Blvd. Lenexa, KS 66219 Phone (913)599-5665 Fax (913)599-1759	Pace Analytical Dallas 400 West Bethany Drive Suite 190 Allen, TX 75013 Phone (972)727-1123

						Preserved Containers						Requested Analysis												
Item	Sample ID	Sample Type	Collect Date/Time	Lab ID	Matrix	BP3S	DG9U					8015 Chloroethanol												LAB USE ONLY
1	MW-99-201510	PS	10/6/2015 08:35	60204426001	Water	1	3					X												
2	MW-183-201510	PS	10/6/2015 10:41	60204426003	Water	1	3					X												
3	MW-98-201510	PS	10/6/2015 12:50	60204426004	Water	1	3					X												
4																								
5																								

Transfers	Released By	Date/Time	Received By	Date/Time
1				
2				
3				

Comments

Cooler Temperature on Receipt °C	Custody Seal Y or	Received on Ice Y or	Samples Intact Y or N

****In order to maintain client confidentiality, location/name of the sampling site, sampler's name and signature may not be provided on this COC document. This chain of custody is considered complete as is since this information is available in the owner laboratory.*

Chain of Custody

Pace Analytical®
www.pacelabs.com

Workorder: 60204426 **Workorder Name:** Fort Smith, AR **Owner Received Date:** 10/7/2015 **Results Requested By:** 10/19/2015

Report To	Subcontract To
Colleen Clyne Pace Analytical Services, Inc. 9608 Loiret Blvd. Lenexa, KS 66219 Phone (913)599-5665 Fax (913)599-1759	Pace Analytical Dallas 400 West Bethany Drive Suite 190 Allen, TX 75013 Phone (972)727-1123

Item	Sample ID	Sample Type	Collect Date/Time	Lab ID	Matrix	Preserved Containers: BP3S	DG9U					Requested Analysis: 8015 Chloroethanol												LAB USE ONLY
1	MW-99-201510	PS	10/6/2015 08:35	60204426001	Water	1	3					X												001
2	MW-183-201510	PS	10/6/2015 10:41	60204426003	Water	1	3					X												002
3	MW-98-201510	PS	10/6/2015 12:50	60204426004	Water	1	3					X												003
4																								
5																								

Transfers	Released By	Date/Time	Received By	Date/Time
1	[signature]	10/6/15 1700	[signature]	10-7-15 0840
2				
3	4.8°C			

Comments

Cooler Temperature on Receipt 3.8 °C **Custody Seal** (Y) or **Received on Ice** (Y) or **Samples Intact** (Y) or N

****In order to maintain client confidentiality, location/name of the sampling site, sampler's name and signature may not be provided on this COC document. This chain of custody is considered complete as is since this information is available in the owner laboratory.*

WO# : 7532156

7532156

Pace Analytical

Sample Condition Upon Receipt
Dallas

Client Name: Pace Kansas Project Work order: 4532156

Courier: FedEX ☑ UPS ☐ USPS ☐ Client ☐ Courier ☐ LSO ☐ PACE ☐ Other:_____

Tracking#: 6508 8159 8000 6508 8159 8010

Custody Seal on Cooler/Box: Yes ☑ No ☐ **Seals Intact:** Yes ☑ No ☐ NA ☐

Packing Material: Bubble Wrap ☐ Bubble Bags ☐ Foam ☑ None ☐ Other ☑

Thermometer Used: IR-01 Type of Ice: Wet ☑ Blue ☐ None ☐ Sample Received on ice, cooling process has begun ☑

Cooler Temp: 3.8°C 4.8°C (Temp should be above freezing to 6°C)

Chain of Custody Present	Yes ☑ No ☐ NA ☐	1
Chain of Custody filled out	Yes ☑ No ☐ NA ☐	2
Chain of Custody relinquished	Yes ☑ No ☐ NA ☐	3
Sampler name & signature on COC	Yes ☐ No ☑ NA ☐	4
Sample received within HT	Yes ☑ No ☐ NA ☐	5
Short HT analyses (<72 hrs)	Yes ☐ No ☑ NA ☐	6
Rush TAT requested	Yes ☐ No ☑ NA ☐	7
Sufficient Volume received	Yes ☑ No ☐ NA ☐	8
Correct Container used Pace Container used	Yes ☑ No ☐ NA ☐ Yes ☑ No ☐ NA ☐	9
Container Intact	Yes ☑ No ☐ NA ☐	10
Unpreserved 5035A soil frozen within 48 hrs	Yes ☐ No ☐ NA ☑	11
Filtered volume received for Dissolved tests	Yes ☐ No ☐ NA ☑	12
Sample labels match COC Include date/time/ID/analyses Matrix: WATER	Yes ☑ No ☐ NA ☐	13
All containers needing preservation have been checked	Yes ☐ No ☐ NA ☑	14a. Lot# of pH strip:_____ pH checked Yes ☐ No ☐ pH<2 ☐ pH>9 ☐ pH>12 ☐ Lot# of Iodine strip:_____ Lot# of Lead Acetate strip:_____
Do containers require preservation at the lab	Yes ☐ No ☐ NA ☑	14b. Preservation: / Lot#:
All containers needing preservation are found to be in Compliance with EPA recommendation **Exception:** VOA, coliform, O&G	Yes ☐ No ☐ NA ☑ Yes ☑ No ☐	14c.
Are soil samples (volatiles) received in Bulk ☐ Terracore ☐ EnCore ☐ NA ☑		15.
Trip Blank present Trip Blank Custody Seals Intact Pace Trip Blank Lot# (if purchased):_____	Yes ☐ No ☐ NA ☑ Yes ☐ No ☐ NA ☑	16.
Headspace in VOA (>6mm)	Yes ☐ No ☐ NA ☑	17.
Project sampled in USDA Regulated Area:	Yes ☐ No ☐ NA ☑	18. List State _____

Client Notification/Resolution/Comments:

Person Contacted:_____ Date:_____

Comments/Resolution:_____

Person Examining Contents: _____ Date: 10/9/15

Pace Analytical Services - Dallas

Sample Container Count-

COC PAGE 1 of 1

COC ID# _____

Pace Project # 47532156

Sample Line Item	AG1S	AG1U	AG3S	BG1S	BP1U	BP2N	BP2S	BP2U	BP20	SP5T	VG9H	DG9M	VG9U	VG9W	WGFU	WGKU	BP3C	GN	WG2U	BP3S	DG9U			
1																					3			
2																					3			
3																					3			
4																								
5																								
6																								
7																								
8																								
9																								
10																								
11																								
12																								

Container Codes

AF	Air Filter	BP1A	1 liter NaOH, Asc Acid plastic	BP3S	250mL H2SO4 plastic	R	terra core kit
AG1H	1L HCL Amber Glass	BP1N	1 liter HNO3 plastic	BP3U	250mL unpreserved plastic	SP5T	120mL Coliform Na Thiosulfate
AG1S	1L H2SO4 Amber Glass	BP1S	1 liter H2SO4 plastic	BP3Z	250mL NaOH, Zn Ac plastic	SP5U	120mL Coliform unpreserved
AG1T	1L Sodium Thiosulfate Amber	BP1U	1 liter unpreserved plastic	C	Air Cassettes	VG9H	40mL HCL clear vial
AG1U	1L Unpreserved Amber Glass	BP1Z	1 liter NaOH, Zn, Ac	DG9B	40mL Na Bisulfate amber vial	VG9T	40mL Na Thio. clear vial
AG2N	500mL HNO3 amber glass	BP2A	500mL NaOH, Asc Acid plasti	DG9H	40mL HCL amber voa vial	VG9U	40mL unpreserved clear vial
AG2S	500mL H2SO4 amber glass	BP2N	500mL HNO3 plastic	DG9M	40mL MeOH clear vial	VG9W	40mL Unpreserved Tared
AG2U	500mL unpreserved amber glas	BP2O	500mL NaOH plastic	DG9P	40mL TSP amber vial	VSG	Headspace septa vial & HCL
AG3S	250mL H2SO4 glass amber	BP2S	500mL H2SO4 plastic	DG9S	40mL H2SO4 amber vial	WGFU	4oz clear soil jar
AG3U	250mL unpreserved amber glas	BP2U	500mL unpreserved plastic	DG9T	40mL Na Thio amber vial	WGFX	4oz wide jar w/hexane wipe
BG1H	1 liter HCL clear glass	BP2Z	500mL NaOH, Zn Ac	DG9U	40mL unpreserved amber vial	WGKU	8oz wide jar upreserved
BG1S	1 liter H2SO4 clear glass	BP3A	250mL NaOh, Asc Acid plasti	GN	General unpreserved	WG2U	2oz clear jar
BG1T	1 liter Na Thiosulfate clear gla	BP3C	250mL NaOH plastic	I	Wipe/Swab	ZPLC	Ziploc Bag
BG1U	1 liter unpreserved glass	BP3N	250mL HNO3 plastic	JGFU	4oz unpreserved amber wide	Other	Other

Pace Analytical Services, Inc.
9608 Loiret Blvd.
Lenexa, KS 66219
(913)599-5665

October 16, 2015

Wendy Stonestreet
Environ International Corporation
7500 College Blvd Ste 925
Overland Park, KS 66210

RE: Project: Fort Smith
Pace Project No.: 60204443

Dear Wendy Stonestreet:
Enclosed are the analytical results for sample(s) received by the laboratory on October 07, 2015. The results relate only to the samples included in this report. Results reported herein conform to the most current TNI standards and the laboratory's Quality Assurance Manual, where applicable, unless otherwise noted in the body of the report.

If you have any questions concerning this report, please feel free to contact me.

Sincerely,

Colleen Clyne
colleen.clyne@pacelabs.com
Project Manager

Enclosures

cc: Tamara Gleason, ENVIRON International Corporation

This report shall not be reproduced, except in full,
without the written consent of Pace Analytical Services, Inc..

Pace Analytical Services, Inc.
9608 Loiret Blvd.
Lenexa, KS 66219
(913)599-5665

CERTIFICATIONS

Project: Fort Smith
Pace Project No.: 60204443

Kansas Certification IDs
9608 Loiret Boulevard, Lenexa, KS 66219
WY STR Certification #: 2456.01
Arkansas Certification #: 15-016-0
Illinois Certification #: 003097
Iowa Certification #: 118
Kansas/NELAP Certification #: E-10116
Louisiana Certification #: 03055
Nevada Certification #: KS000212008A
Oklahoma Certification #: 9205/9935
Texas Certification #: T104704407
Utah Certification #: KS00021

REPORT OF LABORATORY ANALYSIS

This report shall not be reproduced, except in full,
without the written consent of Pace Analytical Services, Inc..

Pace Analytical Services, Inc.
9608 Loiret Blvd.
Lenexa, KS 66219
(913)599-5665

SAMPLE SUMMARY

Project: Fort Smith
Pace Project No.: 60204443

Lab ID	Sample ID	Matrix	Date Collected	Date Received
60204443001	**VP-05-201510**	Water	10/06/15 16:20	10/07/15 08:45
60204443002	**MW-174-201510**	Water	10/06/15 15:50	10/07/15 08:45
60204443003	**MW-173-201510**	Water	10/06/15 16:40	10/07/15 08:45
60204443004	**VP-06-201510**	Water	10/06/15 15:38	10/07/15 08:45
60204443005	**TB-11-201510**	Water	10/06/15 08:00	10/07/15 08:45

This report shall not be reproduced, except in full,
without the written consent of Pace Analytical Services, Inc..

Pace Analytical Services, Inc.
9608 Loiret Blvd.
Lenexa, KS 66219
(913)599-5665

SAMPLE ANALYTE COUNT

Project: Fort Smith
Pace Project No.: 60204443

Lab ID	Sample ID	Method	Analysts	Analytes Reported	Laboratory
60204443001	**VP-05-201510**	EPA 5030B/8260	PGH	38	PASI-K
60204443002	**MW-174-201510**	EPA 5030B/8260	PGH	38	PASI-K
60204443003	**MW-173-201510**	EPA 5030B/8260	PGH	38	PASI-K
60204443004	**VP-06-201510**	EPA 5030B/8260	PGH	38	PASI-K
60204443005	**TB-11-201510**	EPA 5030B/8260	PGH	38	PASI-K

This report shall not be reproduced, except in full,
without the written consent of Pace Analytical Services, Inc..

Pace Analytical Services, Inc.
9608 Loiret Blvd.
Lenexa, KS 66219
(913)599-5665

PROJECT NARRATIVE

Project: Fort Smith
Pace Project No.: 60204443

Method: **EPA 5030B/8260**
Description: 8260 MSV
Client: Environ_AR
Date: October 16, 2015

General Information:
5 samples were analyzed for EPA 5030B/8260. All samples were received in acceptable condition with any exceptions noted below or on the chain-of custody and/or the sample condition upon receipt form (SCUR) attached at the end of this report.

Hold Time:
The samples were analyzed within the method required hold times with any exceptions noted below.

Initial Calibrations (including MS Tune as applicable):
All criteria were within method requirements with any exceptions noted below.

Continuing Calibration:
All criteria were within method requirements with any exceptions noted below.

Internal Standards:
All internal standards were within QC limits with any exceptions noted below.

Surrogates:
All surrogates were within QC limits with any exceptions noted below.

Method Blank:
All analytes were below the report limit in the method blank, where applicable, with any exceptions noted below.

QC Batch: MSV/72146

B: Analyte was detected in the associated method blank.
- BLANK for HBN 403892 [MSV/7214 (Lab ID: 1646653)
  - Chloromethane

Laboratory Control Spike:
All laboratory control spike compounds were within QC limits with any exceptions noted below.

Matrix Spikes:
All percent recoveries and relative percent differences (RPDs) were within acceptance criteria with any exceptions noted below.

QC Batch: MSV/72146

A matrix spike/matrix spike duplicate was not performed due to insufficient sample volume.

Additional Comments:

This data package has been reviewed for quality and completeness and is approved for release.

This report shall not be reproduced, except in full,
without the written consent of Pace Analytical Services, Inc..

Pace Analytical Services, Inc.
9608 Loiret Blvd.
Lenexa, KS 66219
(913)599-5665

ANALYTICAL RESULTS

Project: Fort Smith
Pace Project No.: 60204443

Sample: VP-05-201510 **Lab ID: 60204443001** Collected: 10/06/15 16:20 Received: 10/07/15 08:45 Matrix: Water

Parameters	Results	Units	Report Limit	MDL	DF	Prepared	Analyzed	CAS No.	Qual
8260 MSV	Analytical Method: EPA 5030B/8260								
Acetone	**87.0**	ug/L	10.0	1.9	1		10/09/15 05:05	67-64-1	
Benzene	**0.97J**	ug/L	1.0	0.060	1		10/09/15 05:05	71-43-2	
Bromodichloromethane	ND	ug/L	1.0	0.19	1		10/09/15 05:05	75-27-4	
Bromoform	ND	ug/L	1.0	0.070	1		10/09/15 05:05	75-25-2	
Bromomethane	**4.8J**	ug/L	5.0	0.16	1		10/09/15 05:05	74-83-9	
2-Butanone (MEK)	**22.5**	ug/L	10.0	0.59	1		10/09/15 05:05	78-93-3	
Carbon disulfide	**0.46J**	ug/L	5.0	0.12	1		10/09/15 05:05	75-15-0	
Carbon tetrachloride	ND	ug/L	1.0	0.18	1		10/09/15 05:05	56-23-5	
Chlorobenzene	**0.22J**	ug/L	1.0	0.21	1		10/09/15 05:05	108-90-7	
Chloroethane	ND	ug/L	1.0	0.15	1		10/09/15 05:05	75-00-3	
Chloroform	**0.30J**	ug/L	1.0	0.14	1		10/09/15 05:05	67-66-3	
Chloromethane	**1.3**	ug/L	1.0	0.080	1		10/09/15 05:05	74-87-3	B
Dibromochloromethane	ND	ug/L	1.0	0.21	1		10/09/15 05:05	124-48-1	
1,1-Dichloroethane	ND	ug/L	1.0	0.050	1		10/09/15 05:05	75-34-3	
1,2-Dichloroethane	ND	ug/L	1.0	0.12	1		10/09/15 05:05	107-06-2	
1,1-Dichloroethene	ND	ug/L	1.0	0.20	1		10/09/15 05:05	75-35-4	
cis-1,2-Dichloroethene	ND	ug/L	1.0	0.080	1		10/09/15 05:05	156-59-2	
trans-1,2-Dichloroethene	ND	ug/L	1.0	0.20	1		10/09/15 05:05	156-60-5	
1,2-Dichloropropane	ND	ug/L	1.0	0.16	1		10/09/15 05:05	78-87-5	
cis-1,3-Dichloropropene	ND	ug/L	1.0	0.14	1		10/09/15 05:05	10061-01-5	
trans-1,3-Dichloropropene	ND	ug/L	1.0	0.12	1		10/09/15 05:05	10061-02-6	
Ethylbenzene	ND	ug/L	1.0	0.18	1		10/09/15 05:05	100-41-4	
2-Hexanone	**7.8J**	ug/L	10.0	1.2	1		10/09/15 05:05	591-78-6	
Methylene chloride	ND	ug/L	1.0	0.15	1		10/09/15 05:05	75-09-2	
4-Methyl-2-pentanone (MIBK)	**1.7J**	ug/L	10.0	0.42	1		10/09/15 05:05	108-10-1	
Styrene	ND	ug/L	1.0	0.12	1		10/09/15 05:05	100-42-5	
1,1,2,2-Tetrachloroethane	ND	ug/L	1.0	0.15	1		10/09/15 05:05	79-34-5	
Tetrachloroethene	ND	ug/L	1.0	0.10	1		10/09/15 05:05	127-18-4	
Toluene	**0.30J**	ug/L	1.0	0.17	1		10/09/15 05:05	108-88-3	
1,1,1-Trichloroethane	ND	ug/L	1.0	0.11	1		10/09/15 05:05	71-55-6	
1,1,2-Trichloroethane	ND	ug/L	1.0	0.20	1		10/09/15 05:05	79-00-5	
Trichloroethene	ND	ug/L	1.0	0.17	1		10/09/15 05:05	79-01-6	
Vinyl chloride	ND	ug/L	1.0	0.13	1		10/09/15 05:05	75-01-4	
Xylene (Total)	ND	ug/L	3.0	0.42	1		10/09/15 05:05	1330-20-7	
Surrogates									
4-Bromofluorobenzene (S)	99	%	80-120		1		10/09/15 05:05	460-00-4	
1,2-Dichloroethane-d4 (S)	102	%	80-120		1		10/09/15 05:05	17060-07-0	
Toluene-d8 (S)	103	%	80-120		1		10/09/15 05:05	2037-26-5	
Preservation pH	**1.0**		0.10	0.10	1		10/09/15 05:05		

REPORT OF LABORATORY ANALYSIS

This report shall not be reproduced, except in full,
without the written consent of Pace Analytical Services, Inc..

Pace Analytical Services, Inc.
9608 Loiret Blvd.
Lenexa, KS 66219
(913)599-5665

ANALYTICAL RESULTS

Project: Fort Smith
Pace Project No.: 60204443

Sample: MW-174-201510 **Lab ID: 60204443002** Collected: 10/06/15 15:50 Received: 10/07/15 08:45 Matrix: Water

Parameters	Results	Units	Report Limit	MDL	DF	Prepared	Analyzed	CAS No.	Qual
8260 MSV	Analytical Method: EPA 5030B/8260								
Acetone	**3.0J**	ug/L	10.0	1.9	1		10/09/15 05:19	67-64-1	
Benzene	**0.11J**	ug/L	1.0	0.060	1		10/09/15 05:19	71-43-2	
Bromodichloromethane	ND	ug/L	1.0	0.19	1		10/09/15 05:19	75-27-4	
Bromoform	ND	ug/L	1.0	0.070	1		10/09/15 05:19	75-25-2	
Bromomethane	ND	ug/L	5.0	0.16	1		10/09/15 05:19	74-83-9	
2-Butanone (MEK)	ND	ug/L	10.0	0.59	1		10/09/15 05:19	78-93-3	
Carbon disulfide	ND	ug/L	5.0	0.12	1		10/09/15 05:19	75-15-0	
Carbon tetrachloride	ND	ug/L	1.0	0.18	1		10/09/15 05:19	56-23-5	
Chlorobenzene	ND	ug/L	1.0	0.21	1		10/09/15 05:19	108-90-7	
Chloroethane	ND	ug/L	1.0	0.15	1		10/09/15 05:19	75-00-3	
Chloroform	ND	ug/L	1.0	0.14	1		10/09/15 05:19	67-66-3	
Chloromethane	**0.22J**	ug/L	1.0	0.080	1		10/09/15 05:19	74-87-3	B
Dibromochloromethane	ND	ug/L	1.0	0.21	1		10/09/15 05:19	124-48-1	
1,1-Dichloroethane	ND	ug/L	1.0	0.050	1		10/09/15 05:19	75-34-3	
1,2-Dichloroethane	ND	ug/L	1.0	0.12	1		10/09/15 05:19	107-06-2	
1,1-Dichloroethene	ND	ug/L	1.0	0.20	1		10/09/15 05:19	75-35-4	
cis-1,2-Dichloroethene	ND	ug/L	1.0	0.080	1		10/09/15 05:19	156-59-2	
trans-1,2-Dichloroethene	ND	ug/L	1.0	0.20	1		10/09/15 05:19	156-60-5	
1,2-Dichloropropane	ND	ug/L	1.0	0.16	1		10/09/15 05:19	78-87-5	
cis-1,3-Dichloropropene	ND	ug/L	1.0	0.14	1		10/09/15 05:19	10061-01-5	
trans-1,3-Dichloropropene	ND	ug/L	1.0	0.12	1		10/09/15 05:19	10061-02-6	
Ethylbenzene	ND	ug/L	1.0	0.18	1		10/09/15 05:19	100-41-4	
2-Hexanone	ND	ug/L	10.0	1.2	1		10/09/15 05:19	591-78-6	
Methylene chloride	ND	ug/L	1.0	0.15	1		10/09/15 05:19	75-09-2	
4-Methyl-2-pentanone (MIBK)	ND	ug/L	10.0	0.42	1		10/09/15 05:19	108-10-1	
Styrene	ND	ug/L	1.0	0.12	1		10/09/15 05:19	100-42-5	
1,1,2,2-Tetrachloroethane	ND	ug/L	1.0	0.15	1		10/09/15 05:19	79-34-5	
Tetrachloroethene	ND	ug/L	1.0	0.10	1		10/09/15 05:19	127-18-4	
Toluene	ND	ug/L	1.0	0.17	1		10/09/15 05:19	108-88-3	
1,1,1-Trichloroethane	ND	ug/L	1.0	0.11	1		10/09/15 05:19	71-55-6	
1,1,2-Trichloroethane	ND	ug/L	1.0	0.20	1		10/09/15 05:19	79-00-5	
Trichloroethene	ND	ug/L	1.0	0.17	1		10/09/15 05:19	79-01-6	
Vinyl chloride	ND	ug/L	1.0	0.13	1		10/09/15 05:19	75-01-4	
Xylene (Total)	ND	ug/L	3.0	0.42	1		10/09/15 05:19	1330-20-7	
Surrogates									
4-Bromofluorobenzene (S)	98	%	80-120		1		10/09/15 05:19	460-00-4	
1,2-Dichloroethane-d4 (S)	98	%	80-120		1		10/09/15 05:19	17060-07-0	
Toluene-d8 (S)	103	%	80-120		1		10/09/15 05:19	2037-26-5	
Preservation pH	**1.0**		0.10	0.10	1		10/09/15 05:19		

REPORT OF LABORATORY ANALYSIS

This report shall not be reproduced, except in full,
without the written consent of Pace Analytical Services, Inc..

Pace Analytical Services, Inc.
9608 Loiret Blvd.
Lenexa, KS 66219
(913)599-5665

ANALYTICAL RESULTS

Project: Fort Smith
Pace Project No.: 60204443

Sample: MW-173-201510 **Lab ID: 60204443003** Collected: 10/06/15 16:40 Received: 10/07/15 08:45 Matrix: Water

Parameters	Results	Units	Report Limit	MDL	DF	Prepared	Analyzed	CAS No.	Qual
8260 MSV	Analytical Method: EPA 5030B/8260								
Acetone	**84.0**	ug/L	10.0	1.9	1		10/09/15 05:33	67-64-1	
Benzene	**0.57J**	ug/L	1.0	0.060	1		10/09/15 05:33	71-43-2	
Bromodichloromethane	ND	ug/L	1.0	0.19	1		10/09/15 05:33	75-27-4	
Bromoform	ND	ug/L	1.0	0.070	1		10/09/15 05:33	75-25-2	
Bromomethane	ND	ug/L	5.0	0.16	1		10/09/15 05:33	74-83-9	
2-Butanone (MEK)	**19.2**	ug/L	10.0	0.59	1		10/09/15 05:33	78-93-3	
Carbon disulfide	**6.2**	ug/L	5.0	0.12	1		10/09/15 05:33	75-15-0	
Carbon tetrachloride	ND	ug/L	1.0	0.18	1		10/09/15 05:33	56-23-5	
Chlorobenzene	ND	ug/L	1.0	0.21	1		10/09/15 05:33	108-90-7	
Chloroethane	ND	ug/L	1.0	0.15	1		10/09/15 05:33	75-00-3	
Chloroform	ND	ug/L	1.0	0.14	1		10/09/15 05:33	67-66-3	
Chloromethane	ND	ug/L	1.0	0.080	1		10/09/15 05:33	74-87-3	
Dibromochloromethane	ND	ug/L	1.0	0.21	1		10/09/15 05:33	124-48-1	
1,1-Dichloroethane	ND	ug/L	1.0	0.050	1		10/09/15 05:33	75-34-3	
1,2-Dichloroethane	ND	ug/L	1.0	0.12	1		10/09/15 05:33	107-06-2	
1,1-Dichloroethene	ND	ug/L	1.0	0.20	1		10/09/15 05:33	75-35-4	
cis-1,2-Dichloroethene	ND	ug/L	1.0	0.080	1		10/09/15 05:33	156-59-2	
trans-1,2-Dichloroethene	ND	ug/L	1.0	0.20	1		10/09/15 05:33	156-60-5	
1,2-Dichloropropane	ND	ug/L	1.0	0.16	1		10/09/15 05:33	78-87-5	
cis-1,3-Dichloropropene	ND	ug/L	1.0	0.14	1		10/09/15 05:33	10061-01-5	
trans-1,3-Dichloropropene	ND	ug/L	1.0	0.12	1		10/09/15 05:33	10061-02-6	
Ethylbenzene	ND	ug/L	1.0	0.18	1		10/09/15 05:33	100-41-4	
2-Hexanone	ND	ug/L	10.0	1.2	1		10/09/15 05:33	591-78-6	
Methylene chloride	ND	ug/L	1.0	0.15	1		10/09/15 05:33	75-09-2	
4-Methyl-2-pentanone (MIBK)	**2.6J**	ug/L	10.0	0.42	1		10/09/15 05:33	108-10-1	
Styrene	ND	ug/L	1.0	0.12	1		10/09/15 05:33	100-42-5	
1,1,2,2-Tetrachloroethane	ND	ug/L	1.0	0.15	1		10/09/15 05:33	79-34-5	
Tetrachloroethene	ND	ug/L	1.0	0.10	1		10/09/15 05:33	127-18-4	
Toluene	**0.23J**	ug/L	1.0	0.17	1		10/09/15 05:33	108-88-3	
1,1,1-Trichloroethane	ND	ug/L	1.0	0.11	1		10/09/15 05:33	71-55-6	
1,1,2-Trichloroethane	ND	ug/L	1.0	0.20	1		10/09/15 05:33	79-00-5	
Trichloroethene	ND	ug/L	1.0	0.17	1		10/09/15 05:33	79-01-6	
Vinyl chloride	ND	ug/L	1.0	0.13	1		10/09/15 05:33	75-01-4	
Xylene (Total)	ND	ug/L	3.0	0.42	1		10/09/15 05:33	1330-20-7	
Surrogates									
4-Bromofluorobenzene (S)	97	%	80-120		1		10/09/15 05:33	460-00-4	
1,2-Dichloroethane-d4 (S)	100	%	80-120		1		10/09/15 05:33	17060-07-0	
Toluene-d8 (S)	101	%	80-120		1		10/09/15 05:33	2037-26-5	
Preservation pH	**1.0**		0.10	0.10	1		10/09/15 05:33		

REPORT OF LABORATORY ANALYSIS

This report shall not be reproduced, except in full,
without the written consent of Pace Analytical Services, Inc..

Pace Analytical Services, Inc.
9608 Loiret Blvd.
Lenexa, KS 66219
(913)599-5665

ANALYTICAL RESULTS

Project: Fort Smith
Pace Project No.: 60204443

Sample: VP-06-201510 **Lab ID: 60204443004** Collected: 10/06/15 15:38 Received: 10/07/15 08:45 Matrix: Water

Parameters	Results	Units	Report Limit	MDL	DF	Prepared	Analyzed	CAS No.	Qual
8260 MSV	Analytical Method: EPA 5030B/8260								
Acetone	**12.2**	ug/L	10.0	1.9	1		10/09/15 05:48	67-64-1	
Benzene	**0.57J**	ug/L	1.0	0.060	1		10/09/15 05:48	71-43-2	
Bromodichloromethane	ND	ug/L	1.0	0.19	1		10/09/15 05:48	75-27-4	
Bromoform	ND	ug/L	1.0	0.070	1		10/09/15 05:48	75-25-2	
Bromomethane	ND	ug/L	5.0	0.16	1		10/09/15 05:48	74-83-9	
2-Butanone (MEK)	**3.7J**	ug/L	10.0	0.59	1		10/09/15 05:48	78-93-3	
Carbon disulfide	**0.51J**	ug/L	5.0	0.12	1		10/09/15 05:48	75-15-0	
Carbon tetrachloride	ND	ug/L	1.0	0.18	1		10/09/15 05:48	56-23-5	
Chlorobenzene	ND	ug/L	1.0	0.21	1		10/09/15 05:48	108-90-7	
Chloroethane	ND	ug/L	1.0	0.15	1		10/09/15 05:48	75-00-3	
Chloroform	ND	ug/L	1.0	0.14	1		10/09/15 05:48	67-66-3	
Chloromethane	ND	ug/L	1.0	0.080	1		10/09/15 05:48	74-87-3	
Dibromochloromethane	ND	ug/L	1.0	0.21	1		10/09/15 05:48	124-48-1	
1,1-Dichloroethane	ND	ug/L	1.0	0.050	1		10/09/15 05:48	75-34-3	
1,2-Dichloroethane	ND	ug/L	1.0	0.12	1		10/09/15 05:48	107-06-2	
1,1-Dichloroethene	ND	ug/L	1.0	0.20	1		10/09/15 05:48	75-35-4	
cis-1,2-Dichloroethene	ND	ug/L	1.0	0.080	1		10/09/15 05:48	156-59-2	
trans-1,2-Dichloroethene	ND	ug/L	1.0	0.20	1		10/09/15 05:48	156-60-5	
1,2-Dichloropropane	ND	ug/L	1.0	0.16	1		10/09/15 05:48	78-87-5	
cis-1,3-Dichloropropene	ND	ug/L	1.0	0.14	1		10/09/15 05:48	10061-01-5	
trans-1,3-Dichloropropene	ND	ug/L	1.0	0.12	1		10/09/15 05:48	10061-02-6	
Ethylbenzene	ND	ug/L	1.0	0.18	1		10/09/15 05:48	100-41-4	
2-Hexanone	ND	ug/L	10.0	1.2	1		10/09/15 05:48	591-78-6	
Methylene chloride	ND	ug/L	1.0	0.15	1		10/09/15 05:48	75-09-2	
4-Methyl-2-pentanone (MIBK)	**0.57J**	ug/L	10.0	0.42	1		10/09/15 05:48	108-10-1	
Styrene	ND	ug/L	1.0	0.12	1		10/09/15 05:48	100-42-5	
1,1,2,2-Tetrachloroethane	ND	ug/L	1.0	0.15	1		10/09/15 05:48	79-34-5	
Tetrachloroethene	ND	ug/L	1.0	0.10	1		10/09/15 05:48	127-18-4	
Toluene	**0.21J**	ug/L	1.0	0.17	1		10/09/15 05:48	108-88-3	
1,1,1-Trichloroethane	ND	ug/L	1.0	0.11	1		10/09/15 05:48	71-55-6	
1,1,2-Trichloroethane	ND	ug/L	1.0	0.20	1		10/09/15 05:48	79-00-5	
Trichloroethene	**0.75J**	ug/L	1.0	0.17	1		10/09/15 05:48	79-01-6	
Vinyl chloride	ND	ug/L	1.0	0.13	1		10/09/15 05:48	75-01-4	
Xylene (Total)	ND	ug/L	3.0	0.42	1		10/09/15 05:48	1330-20-7	
Surrogates									
4-Bromofluorobenzene (S)	97	%	80-120		1		10/09/15 05:48	460-00-4	
1,2-Dichloroethane-d4 (S)	99	%	80-120		1		10/09/15 05:48	17060-07-0	
Toluene-d8 (S)	102	%	80-120		1		10/09/15 05:48	2037-26-5	
Preservation pH	**1.0**		0.10	0.10	1		10/09/15 05:48		

REPORT OF LABORATORY ANALYSIS

This report shall not be reproduced, except in full,
without the written consent of Pace Analytical Services, Inc..

Pace Analytical Services, Inc.
9608 Loiret Blvd.
Lenexa, KS 66219
(913)599-5665

ANALYTICAL RESULTS

Project: Fort Smith
Pace Project No.: 60204443

Sample: TB-11-201510 **Lab ID: 60204443005** Collected: 10/06/15 08:00 Received: 10/07/15 08:45 Matrix: Water

Parameters	Results	Units	Report Limit	MDL	DF	Prepared	Analyzed	CAS No.	Qual
8260 MSV	Analytical Method: EPA 5030B/8260								
Acetone	ND	ug/L	10.0	1.9	1		10/09/15 03:38	67-64-1	
Benzene	ND	ug/L	1.0	0.060	1		10/09/15 03:38	71-43-2	
Bromodichloromethane	ND	ug/L	1.0	0.19	1		10/09/15 03:38	75-27-4	
Bromoform	ND	ug/L	1.0	0.070	1		10/09/15 03:38	75-25-2	
Bromomethane	ND	ug/L	5.0	0.16	1		10/09/15 03:38	74-83-9	
2-Butanone (MEK)	ND	ug/L	10.0	0.59	1		10/09/15 03:38	78-93-3	
Carbon disulfide	ND	ug/L	5.0	0.12	1		10/09/15 03:38	75-15-0	
Carbon tetrachloride	ND	ug/L	1.0	0.18	1		10/09/15 03:38	56-23-5	
Chlorobenzene	ND	ug/L	1.0	0.21	1		10/09/15 03:38	108-90-7	
Chloroethane	ND	ug/L	1.0	0.15	1		10/09/15 03:38	75-00-3	
Chloroform	**0.28J**	ug/L	1.0	0.14	1		10/09/15 03:38	67-66-3	
Chloromethane	**0.12J**	ug/L	1.0	0.080	1		10/09/15 03:38	74-87-3	B
Dibromochloromethane	ND	ug/L	1.0	0.21	1		10/09/15 03:38	124-48-1	
1,1-Dichloroethane	ND	ug/L	1.0	0.050	1		10/09/15 03:38	75-34-3	
1,2-Dichloroethane	ND	ug/L	1.0	0.12	1		10/09/15 03:38	107-06-2	
1,1-Dichloroethene	ND	ug/L	1.0	0.20	1		10/09/15 03:38	75-35-4	
cis-1,2-Dichloroethene	ND	ug/L	1.0	0.080	1		10/09/15 03:38	156-59-2	
trans-1,2-Dichloroethene	ND	ug/L	1.0	0.20	1		10/09/15 03:38	156-60-5	
1,2-Dichloropropane	ND	ug/L	1.0	0.16	1		10/09/15 03:38	78-87-5	
cis-1,3-Dichloropropene	ND	ug/L	1.0	0.14	1		10/09/15 03:38	10061-01-5	
trans-1,3-Dichloropropene	ND	ug/L	1.0	0.12	1		10/09/15 03:38	10061-02-6	
Ethylbenzene	ND	ug/L	1.0	0.18	1		10/09/15 03:38	100-41-4	
2-Hexanone	ND	ug/L	10.0	1.2	1		10/09/15 03:38	591-78-6	
Methylene chloride	ND	ug/L	1.0	0.15	1		10/09/15 03:38	75-09-2	
4-Methyl-2-pentanone (MIBK)	ND	ug/L	10.0	0.42	1		10/09/15 03:38	108-10-1	
Styrene	ND	ug/L	1.0	0.12	1		10/09/15 03:38	100-42-5	
1,1,2,2-Tetrachloroethane	ND	ug/L	1.0	0.15	1		10/09/15 03:38	79-34-5	
Tetrachloroethene	ND	ug/L	1.0	0.10	1		10/09/15 03:38	127-18-4	
Toluene	ND	ug/L	1.0	0.17	1		10/09/15 03:38	108-88-3	
1,1,1-Trichloroethane	ND	ug/L	1.0	0.11	1		10/09/15 03:38	71-55-6	
1,1,2-Trichloroethane	ND	ug/L	1.0	0.20	1		10/09/15 03:38	79-00-5	
Trichloroethene	ND	ug/L	1.0	0.17	1		10/09/15 03:38	79-01-6	
Vinyl chloride	ND	ug/L	1.0	0.13	1		10/09/15 03:38	75-01-4	
Xylene (Total)	ND	ug/L	3.0	0.42	1		10/09/15 03:38	1330-20-7	
Surrogates									
4-Bromofluorobenzene (S)	97	%	80-120		1		10/09/15 03:38	460-00-4	
1,2-Dichloroethane-d4 (S)	99	%	80-120		1		10/09/15 03:38	17060-07-0	
Toluene-d8 (S)	101	%	80-120		1		10/09/15 03:38	2037-26-5	
Preservation pH	**1.0**		0.10	0.10	1		10/09/15 03:38		

REPORT OF LABORATORY ANALYSIS

This report shall not be reproduced, except in full,
without the written consent of Pace Analytical Services, Inc..

Pace Analytical Services, Inc.
9608 Loiret Blvd.
Lenexa, KS 66219
(913)599-5665

QUALITY CONTROL DATA

Project: Fort Smith
Pace Project No.: 60204443

QC Batch: MSV/72146 Analysis Method: EPA 5030B/8260
QC Batch Method: EPA 5030B/8260 Analysis Description: 8260 MSV Water 10 mL Purge
Associated Lab Samples: 60204443001, 60204443002, 60204443003, 60204443004, 60204443005

METHOD BLANK: 1646653 Matrix: Water
Associated Lab Samples: 60204443001, 60204443002, 60204443003, 60204443004, 60204443005

Parameter	Units	Blank Result	Reporting Limit	Analyzed	Qualifiers
1,1,1-Trichloroethane	ug/L	ND	1.0	10/09/15 02:54	
1,1,2,2-Tetrachloroethane	ug/L	ND	1.0	10/09/15 02:54	
1,1,2-Trichloroethane	ug/L	ND	1.0	10/09/15 02:54	
1,1-Dichloroethane	ug/L	ND	1.0	10/09/15 02:54	
1,1-Dichloroethene	ug/L	ND	1.0	10/09/15 02:54	
1,2-Dichloroethane	ug/L	ND	1.0	10/09/15 02:54	
1,2-Dichloropropane	ug/L	ND	1.0	10/09/15 02:54	
2-Butanone (MEK)	ug/L	ND	10.0	10/09/15 02:54	
2-Hexanone	ug/L	ND	10.0	10/09/15 02:54	
4-Methyl-2-pentanone (MIBK)	ug/L	ND	10.0	10/09/15 02:54	
Acetone	ug/L	ND	10.0	10/09/15 02:54	
Benzene	ug/L	ND	1.0	10/09/15 02:54	
Bromodichloromethane	ug/L	ND	1.0	10/09/15 02:54	
Bromoform	ug/L	0.14J	1.0	10/09/15 02:54	
Bromomethane	ug/L	ND	5.0	10/09/15 02:54	
Carbon disulfide	ug/L	ND	5.0	10/09/15 02:54	
Carbon tetrachloride	ug/L	ND	1.0	10/09/15 02:54	
Chlorobenzene	ug/L	ND	1.0	10/09/15 02:54	
Chloroethane	ug/L	ND	1.0	10/09/15 02:54	
Chloroform	ug/L	ND	1.0	10/09/15 02:54	
Chloromethane	ug/L	0.17J	1.0	10/09/15 02:54	
cis-1,2-Dichloroethene	ug/L	ND	1.0	10/09/15 02:54	
cis-1,3-Dichloropropene	ug/L	ND	1.0	10/09/15 02:54	
Dibromochloromethane	ug/L	ND	1.0	10/09/15 02:54	
Ethylbenzene	ug/L	ND	1.0	10/09/15 02:54	
Methylene chloride	ug/L	ND	1.0	10/09/15 02:54	
Styrene	ug/L	ND	1.0	10/09/15 02:54	
Tetrachloroethene	ug/L	ND	1.0	10/09/15 02:54	
Toluene	ug/L	ND	1.0	10/09/15 02:54	
trans-1,2-Dichloroethene	ug/L	ND	1.0	10/09/15 02:54	
trans-1,3-Dichloropropene	ug/L	ND	1.0	10/09/15 02:54	
Trichloroethene	ug/L	ND	1.0	10/09/15 02:54	
Vinyl chloride	ug/L	ND	1.0	10/09/15 02:54	
Xylene (Total)	ug/L	ND	3.0	10/09/15 02:54	
1,2-Dichloroethane-d4 (S)	%	99	80-120	10/09/15 02:54	
4-Bromofluorobenzene (S)	%	98	80-120	10/09/15 02:54	
Toluene-d8 (S)	%	102	80-120	10/09/15 02:54	

Results presented on this page are in the units indicated by the "Units" column except where an alternate unit is presented to the right of the result.

REPORT OF LABORATORY ANALYSIS

This report shall not be reproduced, except in full,
without the written consent of Pace Analytical Services, Inc..

Pace Analytical Services, Inc.
9608 Loiret Blvd.
Lenexa, KS 66219
(913)599-5665

QUALITY CONTROL DATA

Project: Fort Smith
Pace Project No.: 60204443

LABORATORY CONTROL SAMPLE: 1646654

Parameter	Units	Spike Conc.	LCS Result	LCS % Rec	% Rec Limits	Qualifiers
1,1,1-Trichloroethane	ug/L	20	18.9	95	80-120	
1,1,2,2-Tetrachloroethane	ug/L	20	15.8	79	73-121	
1,1,2-Trichloroethane	ug/L	20	18.9	94	80-120	
1,1-Dichloroethane	ug/L	20	19.6	98	80-120	
1,1-Dichloroethene	ug/L	20	19.0	95	80-120	
1,2-Dichloroethane	ug/L	20	18.4	92	81-120	
1,2-Dichloropropane	ug/L	20	19.4	97	80-120	
2-Butanone (MEK)	ug/L	100	111	111	67-122	
2-Hexanone	ug/L	100	110	110	75-121	
4-Methyl-2-pentanone (MIBK)	ug/L	100	96.2	96	76-120	
Acetone	ug/L	100	112	112	72-120	
Benzene	ug/L	20	19.8	99	80-120	
Bromodichloromethane	ug/L	20	19.1	96	80-120	
Bromoform	ug/L	20	18.9	95	73-138	
Bromomethane	ug/L	20	20.5	102	38-137	
Carbon disulfide	ug/L	20	20.5	103	71-129	
Carbon tetrachloride	ug/L	20	18.4	92	67-146	
Chlorobenzene	ug/L	20	19.1	95	80-120	
Chloroethane	ug/L	20	18.8	94	76-120	
Chloroform	ug/L	20	17.6	88	80-120	
Chloromethane	ug/L	20	12.8	64	34-165	
cis-1,2-Dichloroethene	ug/L	20	18.8	94	80-120	
cis-1,3-Dichloropropene	ug/L	20	16.7	83	80-120	
Dibromochloromethane	ug/L	20	19.4	97	80-126	
Ethylbenzene	ug/L	20	19.7	98	80-120	
Methylene chloride	ug/L	20	19.2	96	80-120	
Styrene	ug/L	20	20.1	101	80-123	
Tetrachloroethene	ug/L	20	19.1	95	80-123	
Toluene	ug/L	20	19.5	98	80-120	
trans-1,2-Dichloroethene	ug/L	20	18.2	91	80-120	
trans-1,3-Dichloropropene	ug/L	20	17.2	86	80-129	
Trichloroethene	ug/L	20	18.8	94	80-120	
Vinyl chloride	ug/L	20	19.1	96	62-125	
Xylene (Total)	ug/L	60	58.1	97	80-120	
1,2-Dichloroethane-d4 (S)	%			98	80-120	
4-Bromofluorobenzene (S)	%			96	80-120	
Toluene-d8 (S)	%			101	80-120	

Results presented on this page are in the units indicated by the "Units" column except where an alternate unit is presented to the right of the result.

REPORT OF LABORATORY ANALYSIS

This report shall not be reproduced, except in full,
without the written consent of Pace Analytical Services, Inc..

Pace Analytical Services, Inc.
9608 Loiret Blvd.
Lenexa, KS 66219
(913)599-5665

QUALIFIERS

Project: Fort Smith
Pace Project No.: 60204443

DEFINITIONS

DF - Dilution Factor, if reported, represents the factor applied to the reported data due to dilution of the sample aliquot.

ND - Not Detected at or above adjusted reporting limit.

J - Estimated concentration above the adjusted method detection limit and below the adjusted reporting limit.

MDL - Adjusted Method Detection Limit.

PQL - Practical Quantitation Limit.

RL - Reporting Limit.

S - Surrogate

1,2-Diphenylhydrazine decomposes to and cannot be separated from Azobenzene using Method 8270. The result for each analyte is a combined concentration.

Consistent with EPA guidelines, unrounded data are displayed and have been used to calculate % recovery and RPD values.

LCS(D) - Laboratory Control Sample (Duplicate)

MS(D) - Matrix Spike (Duplicate)

DUP - Sample Duplicate

RPD - Relative Percent Difference

NC - Not Calculable.

SG - Silica Gel - Clean-Up

U - Indicates the compound was analyzed for, but not detected.

N-Nitrosodiphenylamine decomposes and cannot be separated from Diphenylamine using Method 8270. The result reported for each analyte is a combined concentration.

Pace Analytical is TNI accredited. Contact your Pace PM for the current list of accredited analytes.

TNI - The NELAC Institute.

LABORATORIES

PASI-K Pace Analytical Services - Kansas City

BATCH QUALIFIERS

Batch: MSV/72146

[M5] A matrix spike/matrix spike duplicate was not performed for this batch due to insufficient sample volume.

ANALYTE QUALIFIERS

B Analyte was detected in the associated method blank.

This report shall not be reproduced, except in full,
without the written consent of Pace Analytical Services, Inc..

Pace Analytical Services, Inc.
9608 Loiret Blvd.
Lenexa, KS 66219
(913)599-5665

QUALITY CONTROL DATA CROSS REFERENCE TABLE

Project: Fort Smith
Pace Project No.: 60204443

Lab ID	Sample ID	QC Batch Method	QC Batch	Analytical Method	Analytical Batch
60204443001	**VP-05-201510**	EPA 5030B/8260	MSV/72146		
60204443002	**MW-174-201510**	EPA 5030B/8260	MSV/72146		
60204443003	**MW-173-201510**	EPA 5030B/8260	MSV/72146		
60204443004	**VP-06-201510**	EPA 5030B/8260	MSV/72146		
60204443005	**TB-11-201510**	EPA 5030B/8260	MSV/72146		

This report shall not be reproduced, except in full,
without the written consent of Pace Analytical Services, Inc..

Pace Analytical
www.pacelabs.com

Sample Condition Upon Receipt

WO# : 60204443

60204443

Client Name: Environ

Optional
Proj Due Date:
Proj Name:

Courier: FedEx ☑ UPS ☐ VIA ☐ Clay ☐ PEX ☐ ECI ☐ Pace ☐ Other ☐ Client ☐

Tracking #: 6262 7065 3752 Pace Shipping Label Used? Yes ☐ No ☑

Custody Seal on Cooler/Box Present: Yes ☑ No ☐ Seals intact: Yes ☑ No ☐

Packing Material: Bubble Wrap ☐ Bubble Bags ☑ Foam ☐ None ☐ Other ☐

Thermometer Used: CF +0.6 T-239 / CF +0.6 T-262 **Type of Ice:** Wet Blue None ☐ Samples received on ice, cooling process has begun.
(circle one)

Cooler Temperature: 1.1

Temperature should be above freezing to 6°C

Date and initials of person examining contents: pm 10/7/15

Chain of Custody present:	☑Yes ☐No ☐N/A	1. Extra sample received.
Chain of Custody filled out:	☑Yes ☐No ☐N/A	2. MW-193-201510 10/6/15 1215
Chain of Custody relinquished:	☑Yes ☐No ☐N/A	3. 1BP3U 1AG3S 1BP3S 1BP3N 1BP3Z 3D6G4 3D6G4 (2.0, 2.0, 2.0, 11.0)
Sampler name & signature on COC:	☑Yes ☐No ☐N/A	4.
Samples arrived within holding time:	☑Yes ☐No ☐N/A	5.
Short Hold Time analyses (<72hr):	☐Yes ☑No ☐N/A	6. MW-173-1640
Rush Turn Around Time requested:	☐Yes ☑No ☐N/A	7.
Sufficient volume:	☑Yes ☐No ☐N/A	8.
Correct containers used:	☑Yes ☐No ☐N/A	
Pace containers used:	☑Yes ☐No ☐N/A	9.
Containers intact:	☑Yes ☐No ☐N/A	10.
Unpreserved 5035A soils frozen w/in 48hrs?	☐Yes ☐No ☑N/A	11.
Filtered volume received for dissolved tests?	☐Yes ☐No ☑N/A	12.
Sample labels match COC:	☑Yes ☐No ☐N/A	
Includes date/time/ID/analyses Matrix: WT		13.
All containers needing preservation have been checked.	☐Yes ☐No ☑N/A	
All containers needing preservation are found to be in compliance with EPA recommendation.	☐Yes ☐No ☑N/A	14.
Exceptions: (VOA) Coliform, O&G, WI-DRO (water)	☑Yes ☐No	Initial when completed / Lot # of added preservative
Trip Blank present:	☑Yes ☐No ☐N/A	
Pace Trip Blank lot # (if purchased): Oct 5 2015		15.
Headspace in VOA vials (>6mm):	☐Yes ☑No ☐N/A	16.
Project sampled in USDA Regulated Area:	☐Yes ☐No ☑N/A	17. List State:
Additional labels attached to 5035A vials in the field?	☐Yes ☐No ☑N/A	18.

Client Notification/ Resolution: Copy COC to Client? Y / (N) Field Data Required? Y / (N)

Person Contacted: Date/Time:

Comments/ Resolution: Emailed Wendy about extra sample MW-193-201510 10/6/15 12:15. CBC 10/7/15.

Project Manager Review: CBC Date: 10/7/15

Pace Analytical
www.pacelabs.com
Microseeps

220 William Pitt Way
Pittsburgh, PA 15238
412-826-5245

CHAIN-OF-CUSTODY / Analytical Request Document

The Chain-of-Custody is a LEGAL DOCUMENT. All relevant fields must be completed accurately.

Page: 1 of 1

004836

Section A Required Client Information:

Company:	ENVIRON
Address:	7500 College St 925 Overland Park KS 66210
Email To:	wstonestreet@environcorp
Phone: 913 553 9926	Fax:
Requested Due Date/TAT:	

Section B Required Project Information:

Report To:	Wendy Stonestreet
Copy To:	Tammy Gleason
Purchase Order No.:	
Project Name:	
Project Number:	

Section C Invoice Information:

Attention:	
Company Name:	
Address:	
Pace Quote Reference:	
Pace Project Manager:	
Pace Profile #:	

REGULATORY AGENCY

NPDES ☐ GROUND WATER ☐ DRINKING WATER ☐
UST ☐ RCRA ☐ OTHER ☒ ADEQ

Site Location STATE: AR

Section D Required Client Information

SAMPLE ID (A-Z, 0-9 / ,-) Sample IDs MUST BE UNIQUE

Matrix Codes (MATRIX / CODE): Drinking Water DW; Water WT; Waste Water WW; Product P; Soil/Solid SL; Oil OL; Wipe WP; Air AR; Tissue TS; Other OT

Requested Analysis Filtered (Y/N)

ITEM #	SAMPLE ID	MATRIX CODE (see valid codes to left)	SAMPLE TYPE (G=GRAB C=COMP)	COLLECTED: COMPOSITE START DATE	COMPOSITE START TIME	COMPOSITE END/GRAB DATE	COMPOSITE END/GRAB TIME	SAMPLE TEMP AT COLLECTION	# OF CONTAINERS	Preservatives: Unpreserved	H_2SO_4	HNO_3	HCl	TSP	BAK	Zinc Acetate & NaOH	Other	Analysis Test: Y/N	VOCs 8260	Residual Chlorine (Y/N)	Pace Project No./ Lab I.D.
1	VP-05-201510	WT	G			10/6/15	1620		3				X						X	N	30604443 001
2	MW-174-201510	WT	G			10/6/15	1550		3				X						X	N	002
3	MW-173-201510	WT	G			10/6/15			3				X						X	N	003
4	VP-06-201510	WT	G			10/6/15	1538		3				X						X	N	004
5	TB-11-201510	WT	G			10/6/15	—		3				X						X		30604443 005
6																					
7																					
8																					
9																					
10																					
11																					
12																					

ADDITIONAL COMMENTS	RELINQUISHED BY / AFFILIATION	DATE	TIME	ACCEPTED BY / AFFILIATION	DATE	TIME	SAMPLE CONDITIONS: Temp in °C	Received on Ice (Y/N)	Custody Sealed Cooler (Y/N)	Samples Intact (Y/N)
	Wendy Stonestreet/ENVIRON	10/6/15	1900		10/7 10/8 10/7/15	0845	1.1	Y	Y	Y

SAMPLER NAME AND SIGNATURE

PRINT Name of SAMPLER: Wendy Stonestreet

SIGNATURE of SAMPLER: Wendy Stonestreet DATE Signed (MM/DD/YY):

ORIGINAL

*Important Note: By signing this form you are accepting Pace's NET 30 day payment terms and agreeing to late charges of 1.5% per month for any invoices not paid within 30 days.

F-ALL-Q-020rev.07, 15-May-2007

Chain of Custody

Pace Analytical
www.pacelabs.com

Workorder: 60204443 **Workorder Name:** Fort Smith **Owner Received Date:** 10/7/2015 **Results Requested By:** 10/19/2015

Report To	Subcontract To
Colleen Clyne Pace Analytical Services, Inc. 9608 Loiret Blvd. Lenexa, KS 66219 Phone (913)599-5665 Fax (913)599-1759	Pace Analytical Dallas 400 West Bethany Drive Suite 190 Allen, TX 75013 Phone (972)727-1123

						Preserved Containers						Requested Analysis												
Item	Sample ID	Sample Type	Collect Date/Tim	Lab ID	Matrix	BP3S	DG9U					8015 Chloroethanol												LAB USE ONLY
1	MW-193-201510	PS	10/6/2015 12:15	60204443006	Water	1	1					X												
2																								
3																								
4																								
5																								

Transfers	Released By	Date/Time	Received By	Date/Time
1				
2				
3				

Comments

Cooler Temperature on Receipt °C	Custody Seal Y or	Received on Ice Y or	Samples Intact Y or N

****In order to maintain client confidentiality, location/name of the sampling site, sampler's name and signature may not be provided on this COC document.*
This chain of custody is considered complete as is since this information is available in the owner laboratory.

Chain of Custody

Pace Analytical®
www.pacelabs.com

Workorder: 60204443 **Workorder Name:** Fort Smith **Owner Received Date:** 10/7/2015 **Results Requested By:** 10/19/2015

Report To	Subcontract To
Colleen Clyne Pace Analytical Services, Inc. 9608 Loiret Blvd. Lenexa, KS 66219 Phone (913)599-5665 Fax (913)599-1759	Pace Analytical Dallas 400 West Bethany Drive Suite 190 Allen, TX 75013 Phone (972)727-1123

Item	Sample ID	Sample Type	Collect Date/Tim	Lab ID	Matrix	Preserved Containers: BP3S	DG9U					Requested Analysis: 8015 Chloroethanol												LAB USE ONLY
1	MW-193-201510	PS	10/6/2015 12:15	60204443006	Water	1	1					X												001
2																								
3																								
4																								
5																								

Transfers	Released By	Date/Time	Received By	Date/Time
1	[signature]	10/8/15 1700	[signature]	~~10-8-15~~ 10-9-15
2				10-9-15 0840
3	4.8°C			

Comments

Cooler Temperature on Receipt 3.8 °C	Custody Seal (Y) or	Received on Ice (Y) or	Samples Intact (Y) or N

****In order to maintain client confidentiality, location/name of the sampling site, sampler's name and signature may not be provided on this COC document. This chain of custody is considered complete as is since this information is available in the owner laboratory.*

WO# : 7532157

7532157

Pace Analytical

Sample Condition Upon Receipt
Dallas

Client Name: Pace Kansas Project Work order: 7532157

Courier: FedEX ☑ UPS ☐ USPS ☐ Client ☐ Courier ☐ LSO ☐ PACE ☐ Other:_____

Tracking#: 6508 8159 8000 6508 8159 8010

Custody Seal on Cooler/Box: Yes ☑ No ☐ **Seals Intact:** Yes ☑ No ☐ NA ☐

Packing Material: Bubble Wrap ☐ Bubble Bags ☐ Foam ☑ None ☐ Other ☑

Thermometer Used: IR-01 Type of Ice: Wet ☑ Blue ☐ None ☐ Sample Received on ice, cooling process has begun ☑

Cooler Temp: 3.8°C 4.8°C (Temp should be above freezing to 6°C)

Chain of Custody Present	Yes ☑ No ☐ NA ☐	1
Chain of Custody filled out	Yes ☑ No ☐ NA ☐	2
Chain of Custody relinquished	Yes ☑ No ☐ NA ☐	3
Sampler name & signature on COC	Yes ☐ No ☑ NA ☐	4
Sample received within HT	Yes ☑ No ☐ NA ☐	5
Short HT analyses (<72 hrs)	Yes ☐ No ☑ NA ☐	6
Rush TAT requested	Yes ☐ No ☑ NA ☐	7
Sufficient Volume received	Yes ☑ No ☐ NA ☐	8
Correct Container used Pace Container used	Yes ☑ No ☐ NA ☐ Yes ☑ No ☐ NA ☐	9
Container Intact	Yes ☑ No ☐ NA ☐	10
Unpreserved 5035A soil frozen within 48 hrs	Yes ☐ No ☐ NA ☑	11
Filtered volume received for Dissolved tests	Yes ☐ No ☐ NA ☑	12
Sample labels match COC Include date/time/ID/analyses Matrix: WATER	Yes ☑ No ☐ NA ☐	13
All containers needing preservation have been checked	Yes ☐ No ☐ NA ☑	14a. Lot# of pH strip:_____ pH checked Yes ☐ No ☐ pH<2 ☐ pH>9 ☐ pH>12 ☐ Lot# of Iodine strip:_____ Lot# of Lead Acetate strip:_____
Do containers require preservation at the lab	Yes ☐ No ☐ NA ☑	14b. Preservation: / Lot#:
All containers needing preservation are found to be in Compliance with EPA recommendation **Exception:** VOA, coliform, O&G	Yes ☐ No ☐ NA ☑ Yes ☑ No ☐	14c.
Are soil samples (volatiles) received in	Bulk ☐ Terracore ☐ EnCore ☐ NA ☑	15.
Trip Blank present Trip Blank Custody Seals Intact Pace Trip Blank Lot# (if purchased):_____	Yes ☐ No ☐ NA ☑ Yes ☐ No ☐ NA ☑	16.
Headspace in VOA (>6mm)	Yes ☐ No ☐ NA ☑	17.
Project sampled in USDA Regulated Area:	Yes ☐ No ☐ NA ☑	18. List State _____

Client Notification/Resolution/Comments:

Person Contacted:_____ Date:_____

Comments/Resolution:_____

Person Examining Contents: _____ Date: 10/9/15

Pace Analytical Services - Dallas

Sample Container Count-

COC PAGE 1 of 1

COC ID# _____

Pace Project # 7532157

Sample Line Item	AG1S	AG1U	AG3S	BG1S	BP1U	BP2N	BP2S	BP2U	BP20	SP5T	VG9H	DG9M	VG9U	VG9W	WGFU	WGKU	BP3C	GN	WG2U	BP3S	DG9U			
1																					3			
2																								
3																								
4																								
5																								
6																								
7																								
8																								
9																								
10																								
11																								
12																								

Container Codes

AF	Air Filter	BP1A	1 liter NaOH, Asc Acid plastic	BP3S	250mL H2SO4 plastic	R	terra core kit
AG1H	1L HCL Amber Glass	BP1N	1 liter HNO3 plastic	BP3U	250mL unpreserved plastic	SP5T	120mL Coliform Na Thiosulfate
AG1S	1L H2SO4 Amber Glass	BP1S	1 liter H2SO4 plastic	BP3Z	250mL NaOH, Zn Ac plastic	SP5U	120mL Coliform unpreserved
AG1T	1L Sodium Thiosulfate Amber	BP1U	1 liter unpreserved plastic	C	Air Cassettes	VG9H	40mL HCL clear vial
AG1U	1L Unpreserved Amber Glass	BP1Z	1 liter NaOH, Zn, Ac	DG9B	40mL Na Bisulfate amber vial	VG9T	40mL Na Thio. clear vial
AG2N	500mL HNO3 amber glass	BP2A	500mL NaOH, Asc Acid plasti	DG9H	40mL HCL amber voa vial	VG9U	40mL unpreserved clear vial
AG2S	500mL H2SO4 amber glass	BP2N	500mL HNO3 plastic	DG9M	40mL MeOH clear vial	VG9W	40mL Unpreserved Tared
AG2U	500mL unpreserved amber glas	BP2O	500mL NaOH plastic	DG9P	40mL TSP amber vial	VSG	Headspace septa vial & HCL
AG3S	250mL H2SO4 glass amber	BP2S	500mL H2SO4 plastic	DG9S	40mL H2SO4 amber vial	WGFU	4oz clear soil jar
AG3U	250mL unpreserved amber glas	BP2U	500mL unpreserved plastic	DG9T	40mL Na Thio amber vial	WGFX	4oz wide jar w/hexane wipe
BG1H	1 liter HCL clear glass	BP2Z	500mL NaOH, Zn Ac	DG9U	40mL unpreserved amber vial	WGKU	8oz wide jar upreserved
BG1S	1 liter H2SO4 clear glass	BP3A	250mL NaOh, Asc Acid plasti	GN	General unpreserved	WG2U	2oz clear jar
BG1T	1 liter Na Thiosulfate clear gla	BP3C	250mL NaOH plastic	I	Wipe/Swab	ZPLC	Ziploc Bag
BG1U	1 liter unpreserved glass	BP3N	250mL HNO3 plastic	JGFU	4oz unpreserved amber wide	Other	Other

Pace Analytical Services, Inc.
9608 Loiret Blvd.
Lenexa, KS 66219
(913)599-5665

October 20, 2015

Wendy Stonestreet
Environ International Corporation
7500 College Blvd Ste 925
Overland Park, KS 66210

RE: Project: FORT SMITH AR
Pace Project No.: 60204563

Dear Wendy Stonestreet:
Enclosed are the analytical results for sample(s) received by the laboratory on October 08, 2015. The results relate only to the samples included in this report. Results reported herein conform to the most current TNI standards and the laboratory's Quality Assurance Manual, where applicable, unless otherwise noted in the body of the report.

If you have any questions concerning this report, please feel free to contact me.

Sincerely,

Colleen Clyne
colleen.clyne@pacelabs.com
Project Manager

Enclosures

cc: Tamara Gleason, ENVIRON International Corporation

This report shall not be reproduced, except in full,
without the written consent of Pace Analytical Services, Inc..

Pace Analytical Services, Inc.
9608 Loiret Blvd.
Lenexa, KS 66219
(913)599-5665

CERTIFICATIONS

Project: FORT SMITH AR
Pace Project No.: 60204563

Kansas Certification IDs
9608 Loiret Boulevard, Lenexa, KS 66219
WY STR Certification #: 2456.01
Arkansas Certification #: 15-016-0
Illinois Certification #: 003097
Iowa Certification #: 118
Kansas/NELAP Certification #: E-10116
Louisiana Certification #: 03055
Nevada Certification #: KS000212008A
Oklahoma Certification #: 9205/9935
Texas Certification #: T104704407
Utah Certification #: KS00021

This report shall not be reproduced, except in full,
without the written consent of Pace Analytical Services, Inc..

Pace Analytical Services, Inc.
9608 Loiret Blvd.
Lenexa, KS 66219
(913)599-5665

SAMPLE SUMMARY

Project: FORT SMITH AR
Pace Project No.: 60204563

Lab ID	Sample ID	Matrix	Date Collected	Date Received
60204563001	MW-90-201510	Water	10/07/15 15:10	10/08/15 10:45
60204563002	MW-22-201510	Water	10/07/15 10:35	10/08/15 10:45
60204563003	MW-88-201510	Water	10/07/15 12:30	10/08/15 10:45
60204563004	MW-39R-201510	Water	10/07/15 09:00	10/08/15 10:45
60204563005	TB-13-201510	Water	10/07/15 08:00	10/08/15 10:45
60204563006	ITMW-9-201510	Water	10/07/15 12:59	10/08/15 10:45
60204563007	DUP-09-201510	Water	10/07/15 12:59	10/08/15 10:45
60204563008	ITMW-20-201510	Water	10/07/15 13:50	10/08/15 10:45
60204563009	TB-14-20151	Water	10/07/15 08:00	10/08/15 10:45
60204563010	ITMW-1-201510	Water	10/07/15 13:50	10/08/15 10:45
60204563011	MW-87-201510	Water	10/07/15 15:37	10/08/15 10:45
60204563012	MW-91-201510	Water	10/07/15 16:43	10/08/15 10:45
60204563013	DUP-08-2015	Water	10/07/15 16:43	10/08/15 10:45
60204563014	MW-28-201510	Water	10/07/15 15:50	10/08/15 10:45
60204563015	EB-03-201510	Water	10/07/15 17:25	10/08/15 10:45
60204563016	EB-08-201510	Water	10/07/15 17:30	10/08/15 10:45
60204563017	MW-29-201510	Water	10/07/15 16:00	10/08/15 10:45
60204563018	TB-15-201510	Water	10/07/15 08:00	10/08/15 10:45
60204563019	ITMW-6-201510	Water	10/07/15 15:45	10/08/15 10:45
60204563020	TB-16-201510	Water	10/07/15 08:00	10/08/15 10:45
60204563021	MW-35R-201510	Water	10/07/15 09:55	10/08/15 10:45
60204563022	MW-97-201510	Water	10/07/15 10:13	10/08/15 10:45
60204563023	MW-96-201510	Water	10/07/15 08:30	10/08/15 10:45
60204563024	MW-46R-201510	Water	10/07/15 09:00	10/08/15 10:45
60204563025	DUP-10-201510	Water	10/07/15 12:55	10/08/15 10:45
60204563026	IW-74-201510	Water	10/07/15 12:55	10/08/15 10:45
60204563027	MW-26-201510	Water	10/07/15 11:45	10/08/15 10:45
60204563028	MW-27-201510	Water	10/07/15 14:12	10/08/15 10:45
60204563029	MW-89-201510	Water	10/07/15 11:57	10/08/15 10:45
60204563030	ITMW-16-201510	Water	10/07/15 12:00	10/08/15 10:45
60204563031	MW-65-201510	Water	10/07/15 09:40	10/08/15 10:45
60204563032	MW-32R-201510	Water	10/07/15 17:20	10/08/15 10:45
60204563033	TB-17-201510	Water	10/07/15 08:00	10/08/15 10:45
60204563034	ITMW-4-201510	Water	10/07/15 13:30	10/08/15 10:45
60204563035	ITMW-12-201510	Water	10/07/15 15:30	10/08/15 10:45
60204563036	ITMW-14-201510	Water	10/07/15 13:10	10/08/15 10:45
60204563037	ITMW-11-201510	Water	10/07/15 11:10	10/08/15 10:45

This report shall not be reproduced, except in full,
without the written consent of Pace Analytical Services, Inc..

Pace Analytical Services, Inc.
9608 Loiret Blvd.
Lenexa, KS 66219
(913)599-5665

SAMPLE SUMMARY

Project: FORT SMITH AR
Pace Project No.: 60204563

Lab ID	Sample ID	Matrix	Date Collected	Date Received
60204563038	**ITMW-13-201510**	Water	10/07/15 09:10	10/08/15 10:45
60204563039	**DUP-01-201510**	Water	10/07/15 09:10	10/08/15 10:45
60204563040	**TB-18-201510**	Water	10/07/15 08:00	10/08/15 10:45
60204563041	**TB-03-201510**	Water	10/07/15 08:00	10/08/15 10:45
60204563042	**MW-84-201510**	Water	10/07/15 17:50	10/08/15 10:45
60204563043	**ITMW-10-201510**	Water	10/07/15 17:10	10/08/15 10:45
60204563044	**DUP-04-201510**	Water	10/07/15 17:10	10/08/15 10:45
60204563045	**EXTRA TB**	Water	10/07/15 08:00	10/08/15 10:45

This report shall not be reproduced, except in full,
without the written consent of Pace Analytical Services, Inc..

Pace Analytical Services, Inc.
9608 Loiret Blvd.
Lenexa, KS 66219
(913)599-5665

SAMPLE ANALYTE COUNT

Project: FORT SMITH AR
Pace Project No.: 60204563

Lab ID	Sample ID	Method	Analysts	Analytes Reported	Laboratory
60204563001	**MW-90-201510**	EPA 8015 - Alcohol	MS1	1	PASI-D
		EPA 6010	TDS	2	PASI-K
		EPA 5030B/8260	PGH	38	PASI-K
		SM 2320B	LDB	3	PASI-K
		SM 3500-Fe B#4	TJG	1	PASI-K
		SM 4500-H+B	TJG	1	PASI-K
		SM 4500-S-2 D	LDB	1	PASI-K
		EPA 300.0	AJM	2	PASI-K
		EPA 350.1	RAB	1	PASI-K
		EPA 353.2	RAB	3	PASI-K
		EPA 365.4	RAB	1	PASI-K
		SM 4500-CO2 D	TJG	1	PASI-K
		SM 5310C	ESM	1	PASI-K
60204563002	**MW-22-201510**	EPA 8015 - Alcohol	MS1	1	PASI-D
		EPA 6010	TDS	2	PASI-K
		EPA 5030B/8260	PGH	38	PASI-K
		SM 2320B	LDB	3	PASI-K
		SM 3500-Fe B#4	TJG	1	PASI-K
		SM 4500-H+B	TJG	1	PASI-K
		SM 4500-S-2 D	LDB	1	PASI-K
		EPA 300.0	AJM	2	PASI-K
		EPA 350.1	RAB	1	PASI-K
		EPA 353.2	RAB	3	PASI-K
		EPA 365.4	RAB	1	PASI-K
		SM 4500-CO2 D	TJG	1	PASI-K
		SM 5310C	ESM	1	PASI-K
60204563003	**MW-88-201510**	EPA 8015 - Alcohol	MS1	1	PASI-D
		EPA 6010	TDS	2	PASI-K
		EPA 5030B/8260	PGH	38	PASI-K
		SM 2320B	LDB	3	PASI-K
		SM 3500-Fe B#4	TJG	1	PASI-K
		SM 4500-H+B	TJG	1	PASI-K
		SM 4500-S-2 D	LDB	1	PASI-K
		EPA 300.0	AJM	2	PASI-K
		EPA 350.1	RAB	1	PASI-K
		EPA 353.2	RAB	3	PASI-K
		EPA 365.4	RAB	1	PASI-K

This report shall not be reproduced, except in full,
without the written consent of Pace Analytical Services, Inc..

Pace Analytical Services, Inc.
9608 Loiret Blvd.
Lenexa, KS 66219
(913)599-5665

SAMPLE ANALYTE COUNT

Project: FORT SMITH AR
Pace Project No.: 60204563

Lab ID	Sample ID	Method	Analysts	Analytes Reported	Laboratory
		SM 4500-CO2 D	TJG	1	PASI-K
		SM 5310C	ESM	1	PASI-K
60204563004	**MW-39R-201510**	EPA 8015 - Alcohol	MS1	1	PASI-D
		EPA 6010	TDS	2	PASI-K
		EPA 5030B/8260	PGH	38	PASI-K
		SM 2320B	LDB	3	PASI-K
		SM 3500-Fe B#4	TJG	1	PASI-K
		SM 4500-H+B	TJG	1	PASI-K
		SM 4500-S-2 D	LDB	1	PASI-K
		EPA 300.0	AJM	2	PASI-K
		EPA 350.1	RAB	1	PASI-K
		EPA 353.2	RAB	3	PASI-K
		EPA 365.4	RAB	1	PASI-K
		SM 4500-CO2 D	TJG	1	PASI-K
		SM 5310C	ESM	1	PASI-K
60204563005	**TB-13-201510**	EPA 5030B/8260	PGH	38	PASI-K
60204563006	**ITMW-9-201510**	EPA 8015 - Alcohol	MS1	1	PASI-D
		EPA 6010	TDS	2	PASI-K
		EPA 5030B/8260	PGH	38	PASI-K
		SM 2320B	LDB	3	PASI-K
		SM 3500-Fe B#4	TJG	1	PASI-K
		SM 4500-H+B	TJG	1	PASI-K
		SM 4500-S-2 D	LDB	1	PASI-K
		EPA 300.0	AJM	2	PASI-K
		EPA 350.1	RAB	1	PASI-K
		EPA 353.2	RAB	3	PASI-K
		EPA 365.4	RAB	1	PASI-K
		SM 4500-CO2 D	TJG	1	PASI-K
		SM 5310C	ESM	1	PASI-K
60204563007	**DUP-09-201510**	EPA 5030B/8260	PGH	38	PASI-K
60204563008	**ITMW-20-201510**	EPA 8015 - Alcohol	MS1	1	PASI-D
		EPA 6010	TDS	2	PASI-K
		EPA 5030B/8260	PGH	38	PASI-K
		SM 2320B	LDB	3	PASI-K
		SM 3500-Fe B#4	TJG	1	PASI-K
		SM 4500-H+B	TJG	1	PASI-K
		SM 4500-S-2 D	LDB	1	PASI-K

This report shall not be reproduced, except in full,
without the written consent of Pace Analytical Services, Inc..

Pace Analytical Services, Inc.
9608 Loiret Blvd.
Lenexa, KS 66219
(913)599-5665

SAMPLE ANALYTE COUNT

Project: FORT SMITH AR
Pace Project No.: 60204563

Lab ID	Sample ID	Method	Analysts	Analytes Reported	Laboratory
		EPA 300.0	AJM	2	PASI-K
		EPA 350.1	RAB	1	PASI-K
		EPA 353.2	RAB	3	PASI-K
		EPA 365.4	RAB	1	PASI-K
		SM 4500-CO2 D	TJG	1	PASI-K
		SM 5310C	ESM	1	PASI-K
60204563009	**TB-14-20151**	EPA 5030B/8260	PGH	38	PASI-K
60204563010	**ITMW-1-201510**	EPA 8015 - Alcohol	MS1	1	PASI-D
		EPA 6010	TDS	2	PASI-K
		EPA 5030B/8260	PGH	38	PASI-K
		SM 2320B	LDB	3	PASI-K
		SM 3500-Fe B#4	TJG	1	PASI-K
		SM 4500-H+B	TJG	1	PASI-K
		SM 4500-S-2 D	LDB	1	PASI-K
		EPA 300.0	AJM	2	PASI-K
		EPA 350.1	RAB	1	PASI-K
		EPA 353.2	RAB	3	PASI-K
		EPA 365.4	RAB	1	PASI-K
		SM 4500-CO2 D	TJG	1	PASI-K
		SM 5310C	ESM	1	PASI-K
60204563011	**MW-87-201510**	EPA 8015 - Alcohol	MS1	1	PASI-D
		EPA 6010	TDS	2	PASI-K
		EPA 5030B/8260	PGH	38	PASI-K
		SM 2320B	LDB	3	PASI-K
		SM 3500-Fe B#4	TJG	1	PASI-K
		SM 4500-H+B	TJG	1	PASI-K
		SM 4500-S-2 D	LDB	1	PASI-K
		EPA 300.0	AJM	2	PASI-K
		EPA 350.1	RAB	1	PASI-K
		EPA 353.2	RAB	3	PASI-K
		EPA 365.4	RAB	1	PASI-K
		SM 4500-CO2 D	TJG	1	PASI-K
		SM 5310C	ESM	1	PASI-K
60204563012	**MW-91-201510**	EPA 8015 - Alcohol	MS1	1	PASI-D
		EPA 6010	TDS	2	PASI-K
		EPA 5030B/8260	PGH	38	PASI-K
		SM 2320B	LDB	3	PASI-K

This report shall not be reproduced, except in full,
without the written consent of Pace Analytical Services, Inc..

Pace Analytical Services, Inc.
9608 Loiret Blvd.
Lenexa, KS 66219
(913)599-5665

SAMPLE ANALYTE COUNT

Project: FORT SMITH AR
Pace Project No.: 60204563

Lab ID	Sample ID	Method	Analysts	Analytes Reported	Laboratory
		SM 3500-Fe B#4	TJG	1	PASI-K
		SM 4500-H+B	TJG	1	PASI-K
		SM 4500-S-2 D	LDB	1	PASI-K
		EPA 300.0	AJM	2	PASI-K
		EPA 350.1	RAB	1	PASI-K
		EPA 353.2	RAB	3	PASI-K
		EPA 365.4	RAB	1	PASI-K
		SM 4500-CO2 D	TJG	1	PASI-K
		SM 5310C	ESM	1	PASI-K
60204563013	**DUP-08-2015**	EPA 5030B/8260	PGH	38	PASI-K
60204563014	**MW-28-201510**	EPA 8015 - Alcohol	MS1	1	PASI-D
		EPA 6010	TDS	2	PASI-K
		EPA 5030B/8260	PGH	38	PASI-K
		SM 2320B	LDB	3	PASI-K
		SM 3500-Fe B#4	TJG	1	PASI-K
		SM 4500-H+B	TJG	1	PASI-K
		SM 4500-S-2 D	LDB	1	PASI-K
		EPA 300.0	AJM	2	PASI-K
		EPA 350.1	RAB	1	PASI-K
		EPA 353.2	RAB	3	PASI-K
		EPA 365.4	RAB	1	PASI-K
		SM 4500-CO2 D	TJG	1	PASI-K
		SM 5310C	ESM	1	PASI-K
60204563015	**EB-03-201510**	EPA 5030B/8260	PGH	38	PASI-K
60204563016	**EB-08-201510**	EPA 5030B/8260	PGH	38	PASI-K
60204563017	**MW-29-201510**	EPA 8015 - Alcohol	MS1	1	PASI-D
		EPA 6010	TDS	2	PASI-K
		EPA 5030B/8260	PGH	38	PASI-K
		SM 2320B	LDB	3	PASI-K
		SM 3500-Fe B#4	TJG	1	PASI-K
		SM 4500-H+B	TJG	1	PASI-K
		SM 4500-S-2 D	LDB	1	PASI-K
		EPA 300.0	AJM	2	PASI-K
		EPA 350.1	RAB	1	PASI-K
		EPA 353.2	RAB	3	PASI-K
		EPA 365.4	RAB	1	PASI-K
		SM 4500-CO2 D	TJG	1	PASI-K

This report shall not be reproduced, except in full,
without the written consent of Pace Analytical Services, Inc..

Pace Analytical Services, Inc.
9608 Loiret Blvd.
Lenexa, KS 66219
(913)599-5665

SAMPLE ANALYTE COUNT

Project: FORT SMITH AR
Pace Project No.: 60204563

Lab ID	Sample ID	Method	Analysts	Analytes Reported	Laboratory
		SM 5310C	ESM	1	PASI-K
60204563018	**TB-15-201510**	EPA 5030B/8260	PGH	38	PASI-K
60204563019	**ITMW-6-201510**	EPA 8015 - Alcohol	MS1	1	PASI-D
		EPA 6010	TDS	2	PASI-K
		EPA 5030B/8260	PGH	38	PASI-K
		SM 2320B	LDB	3	PASI-K
		SM 3500-Fe B#4	TJG	1	PASI-K
		SM 4500-H+B	TJG	1	PASI-K
		SM 4500-S-2 D	LDB	1	PASI-K
		EPA 300.0	AJM	2	PASI-K
		EPA 350.1	RAB	1	PASI-K
		EPA 353.2	RAB	3	PASI-K
		EPA 365.4	RAB	1	PASI-K
		SM 4500-CO2 D	TJG	1	PASI-K
		SM 5310C	ESM	1	PASI-K
60204563020	**TB-16-201510**	EPA 5030B/8260	PGH	38	PASI-K
60204563021	**MW-35R-201510**	EPA 8015 - Alcohol	MS1	1	PASI-D
		EPA 6010	TDS	2	PASI-K
		EPA 5030B/8260	PGH	38	PASI-K
		SM 2320B	LDB	3	PASI-K
		SM 3500-Fe B#4	TJG	1	PASI-K
		SM 4500-H+B	TJG	1	PASI-K
		SM 4500-S-2 D	LDB	1	PASI-K
		EPA 300.0	AJM	2	PASI-K
		EPA 350.1	RAB	1	PASI-K
		EPA 353.2	RAB	3	PASI-K
		EPA 365.4	RAB	1	PASI-K
		SM 4500-CO2 D	TJG	1	PASI-K
		SM 5310C	ESM	1	PASI-K
60204563022	**MW-97-201510**	EPA 8015 - Alcohol	MS1	1	PASI-D
		EPA 6010	TDS	2	PASI-K
		EPA 5030B/8260	PGH	38	PASI-K
		SM 2320B	LDB	3	PASI-K
		SM 3500-Fe B#4	TJG	1	PASI-K
		SM 4500-H+B	TJG	1	PASI-K
		SM 4500-S-2 D	LDB	1	PASI-K
		EPA 300.0	AJM	2	PASI-K

This report shall not be reproduced, except in full,
without the written consent of Pace Analytical Services, Inc..

Pace Analytical Services, Inc.
9608 Loiret Blvd.
Lenexa, KS 66219
(913)599-5665

SAMPLE ANALYTE COUNT

Project: FORT SMITH AR
Pace Project No.: 60204563

Lab ID	Sample ID	Method	Analysts	Analytes Reported	Laboratory
		EPA 350.1	RAB	1	PASI-K
		EPA 353.2	RAB	3	PASI-K
		EPA 365.4	RAB	1	PASI-K
		SM 4500-CO2 D	TJG	1	PASI-K
		SM 5310C	ESM	1	PASI-K
60204563023	**MW-96-201510**	EPA 8015 - Alcohol	MS1	1	PASI-D
		EPA 6010	TDS	2	PASI-K
		EPA 5030B/8260	PGH	38	PASI-K
		SM 2320B	LDB	3	PASI-K
		SM 3500-Fe B#4	TJG	1	PASI-K
		SM 4500-H+B	TJG	1	PASI-K
		SM 4500-S-2 D	LDB	1	PASI-K
		EPA 300.0	AJM	2	PASI-K
		EPA 350.1	RAB	1	PASI-K
		EPA 353.2	RAB	3	PASI-K
		EPA 365.4	RAB	1	PASI-K
		SM 4500-CO2 D	TJG	1	PASI-K
		SM 5310C	ESM	1	PASI-K
60204563024	**MW-46R-201510**	EPA 8015 - Alcohol	MS1	1	PASI-D
		EPA 6010	TDS	2	PASI-K
		EPA 5030B/8260	PGH	38	PASI-K
		SM 2320B	LDB	3	PASI-K
		SM 3500-Fe B#4	TJG	1	PASI-K
		SM 4500-H+B	TJG	1	PASI-K
		SM 4500-S-2 D	LDB	1	PASI-K
		EPA 300.0	AJM	2	PASI-K
		EPA 350.1	RAB	1	PASI-K
		EPA 353.2	RAB	3	PASI-K
		EPA 365.4	RAB	1	PASI-K
		SM 4500-CO2 D	TJG	1	PASI-K
		SM 5310C	ESM	1	PASI-K
60204563025	**DUP-10-201510**	EPA 5030B/8260	PGH	38	PASI-K
60204563026	**IW-74-201510**	EPA 8015 - Alcohol	MS1	1	PASI-D
		EPA 6010	TDS	2	PASI-K
		EPA 5030B/8260	PGH	38	PASI-K
		SM 2320B	LDB	3	PASI-K
		SM 3500-Fe B#4	TJG	1	PASI-K

This report shall not be reproduced, except in full,
without the written consent of Pace Analytical Services, Inc..

Pace Analytical Services, Inc.
9608 Loiret Blvd.
Lenexa, KS 66219
(913)599-5665

SAMPLE ANALYTE COUNT

Project: FORT SMITH AR
Pace Project No.: 60204563

Lab ID	Sample ID	Method	Analysts	Analytes Reported	Laboratory
		SM 4500-H+B	TJG	1	PASI-K
		SM 4500-S-2 D	LDB	1	PASI-K
		EPA 300.0	AJM	2	PASI-K
		EPA 350.1	RAB	1	PASI-K
		EPA 353.2	RAB	3	PASI-K
		EPA 365.4	RAB	1	PASI-K
		SM 4500-CO2 D	TJG	1	PASI-K
		SM 5310C	ESM	1	PASI-K
60204563027	**MW-26-201510**	EPA 8015 - Alcohol	MS1	1	PASI-D
		EPA 6010	TDS	2	PASI-K
		EPA 5030B/8260	PGH	38	PASI-K
		SM 2320B	LDB	3	PASI-K
		SM 3500-Fe B#4	TJG	1	PASI-K
		SM 4500-H+B	TJG	1	PASI-K
		SM 4500-S-2 D	LDB	1	PASI-K
		EPA 300.0	AJM	2	PASI-K
		EPA 350.1	RAB	1	PASI-K
		EPA 353.2	RAB	3	PASI-K
		EPA 365.4	RAB	1	PASI-K
		SM 4500-CO2 D	TJG	1	PASI-K
		SM 5310C	ESM	1	PASI-K
60204563028	**MW-27-201510**	EPA 8015 - Alcohol	MS1	1	PASI-D
		EPA 6010	TDS	2	PASI-K
		EPA 5030B/8260	PGH	38	PASI-K
		SM 2320B	LDB	3	PASI-K
		SM 3500-Fe B#4	TJG	1	PASI-K
		SM 4500-H+B	TJG	1	PASI-K
		SM 4500-S-2 D	LDB	1	PASI-K
		EPA 300.0	AJM	2	PASI-K
		EPA 350.1	RAB	1	PASI-K
		EPA 353.2	RAB	3	PASI-K
		EPA 365.4	RAB	1	PASI-K
		SM 4500-CO2 D	TJG	1	PASI-K
		SM 5310C	ESM	1	PASI-K
60204563029	**MW-89-201510**	EPA 8015 - Alcohol	MS1	1	PASI-D
		EPA 6010	TDS	2	PASI-K
		EPA 5030B/8260	PGH	38	PASI-K

This report shall not be reproduced, except in full,
without the written consent of Pace Analytical Services, Inc..

Pace Analytical Services, Inc.
9608 Loiret Blvd.
Lenexa, KS 66219
(913)599-5665

SAMPLE ANALYTE COUNT

Project: FORT SMITH AR
Pace Project No.: 60204563

Lab ID	Sample ID	Method	Analysts	Analytes Reported	Laboratory
		SM 2320B	LDB	3	PASI-K
		SM 3500-Fe B#4	TJG	1	PASI-K
		SM 4500-H+B	TJG	1	PASI-K
		SM 4500-S-2 D	LDB	1	PASI-K
		EPA 300.0	AJM	2	PASI-K
		EPA 350.1	RAB	1	PASI-K
		EPA 353.2	RAB	3	PASI-K
		EPA 365.4	RAB	1	PASI-K
		SM 4500-CO2 D	TJG	1	PASI-K
		SM 5310C	ESM	1	PASI-K
60204563030	**ITMW-16-201510**	EPA 8015 - Alcohol	MS1	1	PASI-D
		EPA 6010	TDS	2	PASI-K
		EPA 5030B/8260	PGH	38	PASI-K
		SM 2320B	LDB	3	PASI-K
		SM 3500-Fe B#4	TJG	1	PASI-K
		SM 4500-H+B	TJG	1	PASI-K
		SM 4500-S-2 D	LDB	1	PASI-K
		EPA 300.0	AJM	2	PASI-K
		EPA 350.1	RAB	1	PASI-K
		EPA 353.2	RAB	3	PASI-K
		EPA 365.4	RAB	1	PASI-K
		SM 4500-CO2 D	TJG	1	PASI-K
		SM 5310C	ESM	1	PASI-K
60204563031	**MW-65-201510**	EPA 8015 - Alcohol	MS1	1	PASI-D
		EPA 6010	TDS	2	PASI-K
		EPA 5030B/8260	PGH	38	PASI-K
		SM 2320B	LDB	3	PASI-K
		SM 3500-Fe B#4	TJG	1	PASI-K
		SM 4500-H+B	TJG	1	PASI-K
		SM 4500-S-2 D	LDB	1	PASI-K
		EPA 300.0	AJM	2	PASI-K
		EPA 350.1	RAB	1	PASI-K
		EPA 353.2	RAB	3	PASI-K
		EPA 365.4	RAB	1	PASI-K
		SM 4500-CO2 D	TJG	1	PASI-K
		SM 5310C	ESM	1	PASI-K
60204563032	**MW-32R-201510**	EPA 8015 - Alcohol	MS1	1	PASI-D

This report shall not be reproduced, except in full,
without the written consent of Pace Analytical Services, Inc..

Pace Analytical Services, Inc.
9608 Loiret Blvd.
Lenexa, KS 66219
(913)599-5665

SAMPLE ANALYTE COUNT

Project: FORT SMITH AR
Pace Project No.: 60204563

Lab ID	Sample ID	Method	Analysts	Analytes Reported	Laboratory
		EPA 6010	TDS	2	PASI-K
		EPA 5030B/8260	PGH	38	PASI-K
		SM 2320B	LDB	3	PASI-K
		SM 3500-Fe B#4	TJG	1	PASI-K
		SM 4500-H+B	TJG	1	PASI-K
		SM 4500-S-2 D	LDB	1	PASI-K
		EPA 300.0	AJM	2	PASI-K
		EPA 350.1	RAB	1	PASI-K
		EPA 353.2	RAB	3	PASI-K
		EPA 365.4	RAB	1	PASI-K
		SM 4500-CO2 D	TJG	1	PASI-K
		SM 5310C	ESM	1	PASI-K
60204563033	**TB-17-201510**	EPA 5030B/8260	PGH	38	PASI-K
60204563034	**ITMW-4-201510**	EPA 8015 - Alcohol	MS1	1	PASI-D
		EPA 6010	TDS	2	PASI-K
		EPA 5030B/8260	PGH	38	PASI-K
		SM 2320B	LDB	3	PASI-K
		SM 3500-Fe B#4	TJG	1	PASI-K
		SM 4500-H+B	TJG	1	PASI-K
		SM 4500-S-2 D	LDB	1	PASI-K
		EPA 300.0	AJM	2	PASI-K
		EPA 350.1	RAB	1	PASI-K
		EPA 353.2	RAB	3	PASI-K
		EPA 365.4	RAB	1	PASI-K
		SM 4500-CO2 D	TJG	1	PASI-K
		SM 5310C	ESM	1	PASI-K
60204563035	**ITMW-12-201510**	EPA 8015 - Alcohol	MS1	1	PASI-D
		EPA 6010	TDS	2	PASI-K
		EPA 5030B/8260	PGH	38	PASI-K
		SM 2320B	LDB	3	PASI-K
		SM 3500-Fe B#4	TJG	1	PASI-K
		SM 4500-H+B	TJG	1	PASI-K
		SM 4500-S-2 D	LDB	1	PASI-K
		EPA 300.0	AJM	2	PASI-K
		EPA 350.1	RAB	1	PASI-K
		EPA 353.2	RAB	3	PASI-K
		EPA 365.4	RAB	1	PASI-K

This report shall not be reproduced, except in full,
without the written consent of Pace Analytical Services, Inc..

Pace Analytical Services, Inc.
9608 Loiret Blvd.
Lenexa, KS 66219
(913)599-5665

SAMPLE ANALYTE COUNT

Project: FORT SMITH AR
Pace Project No.: 60204563

Lab ID	Sample ID	Method	Analysts	Analytes Reported	Laboratory
		SM 4500-CO2 D	TJG	1	PASI-K
		SM 5310C	ESM	1	PASI-K
60204563036	**ITMW-14-201510**	EPA 8015 - Alcohol	MS1	1	PASI-D
		EPA 6010	TDS	2	PASI-K
		EPA 5030B/8260	PGH	38	PASI-K
		SM 2320B	LDB	3	PASI-K
		SM 3500-Fe B#4	TJG	1	PASI-K
		SM 4500-H+B	TJG	1	PASI-K
		SM 4500-S-2 D	LDB	1	PASI-K
		EPA 300.0	AJM	2	PASI-K
		EPA 350.1	RAB	1	PASI-K
		EPA 353.2	RAB	3	PASI-K
		EPA 365.4	RAB	1	PASI-K
		SM 4500-CO2 D	TJG	1	PASI-K
		SM 5310C	ESM	1	PASI-K
60204563037	**ITMW-11-201510**	EPA 8015 - Alcohol	MS1	1	PASI-D
		EPA 6010	TDS	2	PASI-K
		EPA 5030B/8260	PGH	38	PASI-K
		SM 2320B	LDB	3	PASI-K
		SM 3500-Fe B#4	TJG	1	PASI-K
		SM 4500-H+B	TJG	1	PASI-K
		SM 4500-S-2 D	LDB	1	PASI-K
		EPA 300.0	AJM	2	PASI-K
		EPA 350.1	RAB	1	PASI-K
		EPA 353.2	RAB	3	PASI-K
		EPA 365.4	RAB	1	PASI-K
		SM 4500-CO2 D	TJG	1	PASI-K
		SM 5310C	ESM	1	PASI-K
60204563038	**ITMW-13-201510**	EPA 8015 - Alcohol	MS1	1	PASI-D
		EPA 6010	TDS	2	PASI-K
		EPA 5030B/8260	PGH	38	PASI-K
		SM 2320B	LDB	3	PASI-K
		SM 3500-Fe B#4	TJG	1	PASI-K
		SM 4500-H+B	TJG	1	PASI-K
		SM 4500-S-2 D	LDB	1	PASI-K
		EPA 300.0	AJM	2	PASI-K
		EPA 350.1	RAB	1	PASI-K

This report shall not be reproduced, except in full,
without the written consent of Pace Analytical Services, Inc..

Pace Analytical Services, Inc.
9608 Loiret Blvd.
Lenexa, KS 66219
(913)599-5665

SAMPLE ANALYTE COUNT

Project: FORT SMITH AR
Pace Project No.: 60204563

Lab ID	Sample ID	Method	Analysts	Analytes Reported	Laboratory
		EPA 353.2	RAB	3	PASI-K
		EPA 365.4	RAB	1	PASI-K
		SM 4500-CO2 D	TJG	1	PASI-K
		SM 5310C	ESM	1	PASI-K
60204563039	**DUP-01-201510**	EPA 5030B/8260	PGH	38	PASI-K
60204563040	**TB-18-201510**	EPA 5030B/8260	PGH	38	PASI-K
60204563041	**TB-03-201510**	EPA 5030B/8260	PGH	38	PASI-K
60204563042	**MW-84-201510**	EPA 8015 - Alcohol	MS1	1	PASI-D
		EPA 6010	TDS	2	PASI-K
		EPA 5030B/8260	PGH	38	PASI-K
		SM 2320B	LDB	3	PASI-K
		SM 3500-Fe B#4	TJG	1	PASI-K
		SM 4500-H+B	TJG	1	PASI-K
		SM 4500-S-2 D	LDB	1	PASI-K
		EPA 300.0	AJM	2	PASI-K
		EPA 350.1	RAB	1	PASI-K
		EPA 353.2	RAB	3	PASI-K
		EPA 365.4	RAB	1	PASI-K
		SM 4500-CO2 D	TJG	1	PASI-K
		SM 5310C	ESM	1	PASI-K
60204563043	**ITMW-10-201510**	EPA 8015 - Alcohol	MS1	1	PASI-D
		EPA 6010	TDS	2	PASI-K
		EPA 5030B/8260	PGH	38	PASI-K
		SM 2320B	LDB	3	PASI-K
		SM 3500-Fe B#4	TJG	1	PASI-K
		SM 4500-H+B	TJG	1	PASI-K
		SM 4500-S-2 D	LDB	1	PASI-K
		EPA 300.0	AJM	2	PASI-K
		EPA 350.1	RAB	1	PASI-K
		EPA 353.2	RAB	3	PASI-K
		EPA 365.4	RAB	1	PASI-K
		SM 4500-CO2 D	TJG	1	PASI-K
		SM 5310C	ESM	1	PASI-K
60204563044	**DUP-04-201510**	EPA 5030B/8260	PGH	38	PASI-K
60204563045	**EXTRA TB**	EPA 5030B/8260	PGH	38	PASI-K

This report shall not be reproduced, except in full,
without the written consent of Pace Analytical Services, Inc..

Pace Analytical Services, Inc.
9608 Loiret Blvd.
Lenexa, KS 66219
(913)599-5665

PROJECT NARRATIVE

Project: FORT SMITH AR
Pace Project No.: 60204563

Method: **EPA 8015 - Alcohol**
Description: Alcohol by Direct Inject GCFID
Client: Environ_AR
Date: October 20, 2015

General Information:
30 samples were analyzed for EPA 8015 - Alcohol. All samples were received in acceptable condition with any exceptions noted below or on the chain-of custody and/or the sample condition upon receipt form (SCUR) attached at the end of this report.

Hold Time:
The samples were analyzed within the method required hold times with any exceptions noted below.

Initial Calibrations (including MS Tune as applicable):
All criteria were within method requirements with any exceptions noted below.

Continuing Calibration:
All criteria were within method requirements with any exceptions noted below.

Surrogates:
All surrogates were within QC limits with any exceptions noted below.

Method Blank:
All analytes were below the report limit in the method blank, where applicable, with any exceptions noted below.

Laboratory Control Spike:
All laboratory control spike compounds were within QC limits with any exceptions noted below.

Matrix Spikes:
All percent recoveries and relative percent differences (RPDs) were within acceptance criteria with any exceptions noted below.

Additional Comments:

This report shall not be reproduced, except in full,
without the written consent of Pace Analytical Services, Inc..

Pace Analytical Services, Inc.
9608 Loiret Blvd.
Lenexa, KS 66219
(913)599-5665

PROJECT NARRATIVE

Project: FORT SMITH AR
Pace Project No.: 60204563

Method: **EPA 6010**
Description: 6010 MET ICP
Client: Environ_AR
Date: October 20, 2015

General Information:
30 samples were analyzed for EPA 6010. All samples were received in acceptable condition with any exceptions noted below or on the chain-of custody and/or the sample condition upon receipt form (SCUR) attached at the end of this report.

Hold Time:
The samples were analyzed within the method required hold times with any exceptions noted below.

Sample Preparation:
The samples were prepared in accordance with EPA 3010 with any exceptions noted below.

Initial Calibrations (including MS Tune as applicable):
All criteria were within method requirements with any exceptions noted below.

Continuing Calibration:
All criteria were within method requirements with any exceptions noted below.

Method Blank:
All analytes were below the report limit in the method blank, where applicable, with any exceptions noted below.

Laboratory Control Spike:
All laboratory control spike compounds were within QC limits with any exceptions noted below.

Matrix Spikes:
All percent recoveries and relative percent differences (RPDs) were within acceptance criteria with any exceptions noted below.

Additional Comments:

This report shall not be reproduced, except in full,
without the written consent of Pace Analytical Services, Inc..

Pace Analytical Services, Inc.
9608 Loiret Blvd.
Lenexa, KS 66219
(913)599-5665

PROJECT NARRATIVE

Project: FORT SMITH AR
Pace Project No.: 60204563

Method: **EPA 5030B/8260**
Description: 8260 MSV
Client: Environ_AR
Date: October 20, 2015

General Information:
45 samples were analyzed for EPA 5030B/8260. All samples were received in acceptable condition with any exceptions noted below or on the chain-of custody and/or the sample condition upon receipt form (SCUR) attached at the end of this report.

Hold Time:
The samples were analyzed within the method required hold times with any exceptions noted below.

Initial Calibrations (including MS Tune as applicable):
All criteria were within method requirements with any exceptions noted below.

Continuing Calibration:
All criteria were within method requirements with any exceptions noted below.

Internal Standards:
All internal standards were within QC limits with any exceptions noted below.

Surrogates:
All surrogates were within QC limits with any exceptions noted below.

Method Blank:
All analytes were below the report limit in the method blank, where applicable, with any exceptions noted below.

QC Batch: MSV/72181

B: Analyte was detected in the associated method blank.
- BLANK for HBN 404213 [MSV/7218 (Lab ID: 1648794)
  - Chloromethane

QC Batch: MSV/72185

B: Analyte was detected in the associated method blank.
- BLANK for HBN 404231 [MSV/7218 (Lab ID: 1648879)
  - Bromomethane
  - Chloromethane

Laboratory Control Spike:
All laboratory control spike compounds were within QC limits with any exceptions noted below.

QC Batch: MSV/72185

L0: Analyte recovery in the laboratory control sample (LCS) was outside QC limits.
- LCS (Lab ID: 1648880)
  - Acetone

Matrix Spikes:
All percent recoveries and relative percent differences (RPDs) were within acceptance criteria with any exceptions noted below.

This report shall not be reproduced, except in full,
without the written consent of Pace Analytical Services, Inc..

Pace Analytical Services, Inc.
9608 Loiret Blvd.
Lenexa, KS 66219
(913)599-5665

PROJECT NARRATIVE

Project: FORT SMITH AR
Pace Project No.: 60204563

Method: **EPA 5030B/8260**
Description: 8260 MSV
Client: Environ_AR
Date: October 20, 2015

QC Batch: MSV/72158

A matrix spike and/or matrix spike duplicate (MS/MSD) were performed on the following sample(s): 60204563001

M1: Matrix spike recovery exceeded QC limits. Batch accepted based on laboratory control sample (LCS) recovery.

- MS (Lab ID: 1647434)
  - Acetone
  - Chloroethane
- MSD (Lab ID: 1647435)
  - Acetone
  - Chloroform

R1: RPD value was outside control limits.

- MSD (Lab ID: 1647435)
  - Ethylbenzene

QC Batch: MSV/72160

A matrix spike and/or matrix spike duplicate (MS/MSD) were performed on the following sample(s): 60204563008,60204563014,60204563019

M1: Matrix spike recovery exceeded QC limits. Batch accepted based on laboratory control sample (LCS) recovery.

- MS (Lab ID: 1647541)
  - Acetone
  - Chloroform
- MS (Lab ID: 1647543)
  - Acetone
- MS (Lab ID: 1653004)
  - 2-Butanone (MEK)
  - 2-Hexanone
  - Acetone
  - Styrene
- MSD (Lab ID: 1647542)
  - Acetone
- MSD (Lab ID: 1647544)
  - 1,1,2-Trichloroethane
  - Acetone
  - Chloroform
- MSD (Lab ID: 1653005)
  - 2-Butanone (MEK)
  - 2-Hexanone
  - Acetone
  - Styrene

R1: RPD value was outside control limits.

- MSD (Lab ID: 1647542)
  - Bromomethane
  - Styrene
- MSD (Lab ID: 1647544)
  - 1,1,2-Trichloroethane

This report shall not be reproduced, except in full,
without the written consent of Pace Analytical Services, Inc..

Pace Analytical Services, Inc.
9608 Loiret Blvd.
Lenexa, KS 66219
(913)599-5665

PROJECT NARRATIVE

Project: FORT SMITH AR
Pace Project No.: 60204563

Method: **EPA 5030B/8260**
Description: 8260 MSV
Client: Environ_AR
Date: October 20, 2015

QC Batch: MSV/72165

A matrix spike/matrix spike duplicate was not performed due to insufficient sample volume.

QC Batch: MSV/72181

A matrix spike/matrix spike duplicate was not performed due to insufficient sample volume.

QC Batch: MSV/72185

A matrix spike/matrix spike duplicate was not performed due to insufficient sample volume.

Additional Comments:

This report shall not be reproduced, except in full,
without the written consent of Pace Analytical Services, Inc..

Pace Analytical Services, Inc.
9608 Loiret Blvd.
Lenexa, KS 66219
(913)599-5665

PROJECT NARRATIVE

Project: FORT SMITH AR
Pace Project No.: 60204563

Method: **SM 2320B**
Description: 2320B Alkalinity
Client: Environ_AR
Date: October 20, 2015

General Information:
30 samples were analyzed for SM 2320B. All samples were received in acceptable condition with any exceptions noted below or on the chain-of custody and/or the sample condition upon receipt form (SCUR) attached at the end of this report.

Hold Time:
The samples were analyzed within the method required hold times with any exceptions noted below.

Method Blank:
All analytes were below the report limit in the method blank, where applicable, with any exceptions noted below.

Laboratory Control Spike:
All laboratory control spike compounds were within QC limits with any exceptions noted below.

Matrix Spikes:
All percent recoveries and relative percent differences (RPDs) were within acceptance criteria with any exceptions noted below.

Duplicate Sample:
All duplicate sample results were within method acceptance criteria with any exceptions noted below.

Additional Comments:

This report shall not be reproduced, except in full,
without the written consent of Pace Analytical Services, Inc..

Pace Analytical Services, Inc.
9608 Loiret Blvd.
Lenexa, KS 66219
(913)599-5665

PROJECT NARRATIVE

Project: FORT SMITH AR
Pace Project No.: 60204563

Method: **SM 3500-Fe B#4**
Description: Iron, Ferric (Calculation)
Client: Environ_AR
Date: October 20, 2015

General Information:
30 samples were analyzed for SM 3500-Fe B#4. All samples were received in acceptable condition with any exceptions noted below or on the chain-of custody and/or the sample condition upon receipt form (SCUR) attached at the end of this report.

Hold Time:
The samples were analyzed within the method required hold times with any exceptions noted below.

Method Blank:
All analytes were below the report limit in the method blank, where applicable, with any exceptions noted below.

Laboratory Control Spike:
All laboratory control spike compounds were within QC limits with any exceptions noted below.

Matrix Spikes:
All percent recoveries and relative percent differences (RPDs) were within acceptance criteria with any exceptions noted below.

Additional Comments:

Batch Comments:

Ferrous iron performed in the field
- QC Batch: WET / 57808
- QC Batch: WET / 57809

This report shall not be reproduced, except in full,
without the written consent of Pace Analytical Services, Inc..

Pace Analytical Services, Inc.
9608 Loiret Blvd.
Lenexa, KS 66219
(913)599-5665

PROJECT NARRATIVE

Project: FORT SMITH AR
Pace Project No.: 60204563

Method: **SM 4500-H+B**
Description: 4500H+ pH, Electrometric
Client: Environ_AR
Date: October 20, 2015

General Information:
30 samples were analyzed for SM 4500-H+B. All samples were received in acceptable condition with any exceptions noted below or on the chain-of custody and/or the sample condition upon receipt form (SCUR) attached at the end of this report.

Hold Time:
The samples were analyzed within the method required hold times with any exceptions noted below.

H6: Analysis initiated outside of the 15 minute EPA recommended holding time.
- ITMW-1-201510 (Lab ID: 60204563010)
- ITMW-10-201510 (Lab ID: 60204563043)
- ITMW-11-201510 (Lab ID: 60204563037)
- ITMW-12-201510 (Lab ID: 60204563035)
- ITMW-13-201510 (Lab ID: 60204563038)
- ITMW-14-201510 (Lab ID: 60204563036)
- ITMW-16-201510 (Lab ID: 60204563030)
- ITMW-20-201510 (Lab ID: 60204563008)
- ITMW-4-201510 (Lab ID: 60204563034)
- ITMW-6-201510 (Lab ID: 60204563019)
- ITMW-9-201510 (Lab ID: 60204563006)
- IW-74-201510 (Lab ID: 60204563026)
- MW-22-201510 (Lab ID: 60204563002)
- MW-26-201510 (Lab ID: 60204563027)
- MW-27-201510 (Lab ID: 60204563028)
- MW-28-201510 (Lab ID: 60204563014)
- MW-29-201510 (Lab ID: 60204563017)
- MW-32R-201510 (Lab ID: 60204563032)
- MW-35R-201510 (Lab ID: 60204563021)
- MW-39R-201510 (Lab ID: 60204563004)
- MW-46R-201510 (Lab ID: 60204563024)
- MW-65-201510 (Lab ID: 60204563031)
- MW-84-201510 (Lab ID: 60204563042)
- MW-87-201510 (Lab ID: 60204563011)
- MW-88-201510 (Lab ID: 60204563003)
- MW-89-201510 (Lab ID: 60204563029)
- MW-90-201510 (Lab ID: 60204563001)
- MW-91-201510 (Lab ID: 60204563012)
- MW-96-201510 (Lab ID: 60204563023)
- MW-97-201510 (Lab ID: 60204563022)

Method Blank:
All analytes were below the report limit in the method blank, where applicable, with any exceptions noted below.

Laboratory Control Spike:
All laboratory control spike compounds were within QC limits with any exceptions noted below.

This report shall not be reproduced, except in full,
without the written consent of Pace Analytical Services, Inc..

Pace Analytical Services, Inc.
9608 Loiret Blvd.
Lenexa, KS 66219
(913)599-5665

PROJECT NARRATIVE

Project: FORT SMITH AR
Pace Project No.: 60204563

Method: **SM 4500-H+B**
Description: 4500H+ pH, Electrometric
Client: Environ_AR
Date: October 20, 2015

Matrix Spikes:
All percent recoveries and relative percent differences (RPDs) were within acceptance criteria with any exceptions noted below.

Additional Comments:

Batch Comments:

Field pH
- QC Batch: WET / 57824

Field pH
- QC Batch: WET / 57825

This report shall not be reproduced, except in full,
without the written consent of Pace Analytical Services, Inc..

Pace Analytical Services, Inc.
9608 Loiret Blvd.
Lenexa, KS 66219
(913)599-5665

PROJECT NARRATIVE

Project: FORT SMITH AR
Pace Project No.: 60204563

Method: **SM 4500-S-2 D**
Description: 4500S2D Sulfide, Total
Client: Environ_AR
Date: October 20, 2015

General Information:
30 samples were analyzed for SM 4500-S-2 D. All samples were received in acceptable condition with any exceptions noted below or on the chain-of custody and/or the sample condition upon receipt form (SCUR) attached at the end of this report.

Hold Time:
The samples were analyzed within the method required hold times with any exceptions noted below.

Method Blank:
All analytes were below the report limit in the method blank, where applicable, with any exceptions noted below.

Laboratory Control Spike:
All laboratory control spike compounds were within QC limits with any exceptions noted below.

Matrix Spikes:
All percent recoveries and relative percent differences (RPDs) were within acceptance criteria with any exceptions noted below.

Duplicate Sample:
All duplicate sample results were within method acceptance criteria with any exceptions noted below.

Additional Comments:

This report shall not be reproduced, except in full,
without the written consent of Pace Analytical Services, Inc..

Pace Analytical Services, Inc.
9608 Loiret Blvd.
Lenexa, KS 66219
(913)599-5665

PROJECT NARRATIVE

Project: FORT SMITH AR
Pace Project No.: 60204563

Method: **EPA 300.0**
Description: 300.0 IC Anions 28 Days
Client: Environ_AR
Date: October 20, 2015

General Information:
30 samples were analyzed for EPA 300.0. All samples were received in acceptable condition with any exceptions noted below or on the chain-of custody and/or the sample condition upon receipt form (SCUR) attached at the end of this report.

Hold Time:
The samples were analyzed within the method required hold times with any exceptions noted below.

Initial Calibrations (including MS Tune as applicable):
All criteria were within method requirements with any exceptions noted below.

Continuing Calibration:
All criteria were within method requirements with any exceptions noted below.

Method Blank:
All analytes were below the report limit in the method blank, where applicable, with any exceptions noted below.

Laboratory Control Spike:
All laboratory control spike compounds were within QC limits with any exceptions noted below.

Matrix Spikes:
All percent recoveries and relative percent differences (RPDs) were within acceptance criteria with any exceptions noted below.

Additional Comments:

This report shall not be reproduced, except in full,
without the written consent of Pace Analytical Services, Inc..

Pace Analytical Services, Inc.
9608 Loiret Blvd.
Lenexa, KS 66219
(913)599-5665

PROJECT NARRATIVE

Project: FORT SMITH AR
Pace Project No.: 60204563

Method: **EPA 350.1**
Description: 350.1 Ammonia
Client: Environ_AR
Date: October 20, 2015

General Information:
30 samples were analyzed for EPA 350.1. All samples were received in acceptable condition with any exceptions noted below or on the chain-of custody and/or the sample condition upon receipt form (SCUR) attached at the end of this report.

Hold Time:
The samples were analyzed within the method required hold times with any exceptions noted below.

Initial Calibrations (including MS Tune as applicable):
All criteria were within method requirements with any exceptions noted below.

Continuing Calibration:
All criteria were within method requirements with any exceptions noted below.

Method Blank:
All analytes were below the report limit in the method blank, where applicable, with any exceptions noted below.

Laboratory Control Spike:
All laboratory control spike compounds were within QC limits with any exceptions noted below.

Matrix Spikes:
All percent recoveries and relative percent differences (RPDs) were within acceptance criteria with any exceptions noted below.

QC Batch: WETA/36373

A matrix spike and/or matrix spike duplicate (MS/MSD) were performed on the following sample(s): 60204563001,60204563008

M1: Matrix spike recovery exceeded QC limits. Batch accepted based on laboratory control sample (LCS) recovery.

- MS (Lab ID: 1650418)
  - Nitrogen, Ammonia
- MS (Lab ID: 1650419)
  - Nitrogen, Ammonia

QC Batch: WETA/36375

A matrix spike and/or matrix spike duplicate (MS/MSD) were performed on the following sample(s): 60204563014,60204767013

M1: Matrix spike recovery exceeded QC limits. Batch accepted based on laboratory control sample (LCS) recovery.

- MS (Lab ID: 1650482)
  - Nitrogen, Ammonia
- MS (Lab ID: 1650492)
  - Nitrogen, Ammonia

Duplicate Sample:
All duplicate sample results were within method acceptance criteria with any exceptions noted below.

Additional Comments:

REPORT OF LABORATORY ANALYSIS

This report shall not be reproduced, except in full,
without the written consent of Pace Analytical Services, Inc..

Pace Analytical Services, Inc.
9608 Loiret Blvd.
Lenexa, KS 66219
(913)599-5665

PROJECT NARRATIVE

Project: FORT SMITH AR
Pace Project No.: 60204563

Method: **EPA 353.2**
Description: 353.2 Nitrogen, NO2/NO3 unpres
Client: Environ_AR
Date: October 20, 2015

General Information:
30 samples were analyzed for EPA 353.2. All samples were received in acceptable condition with any exceptions noted below or on the chain-of custody and/or the sample condition upon receipt form (SCUR) attached at the end of this report.

Hold Time:
The samples were analyzed within the method required hold times with any exceptions noted below.

Initial Calibrations (including MS Tune as applicable):
All criteria were within method requirements with any exceptions noted below.

Continuing Calibration:
All criteria were within method requirements with any exceptions noted below.

Method Blank:
All analytes were below the report limit in the method blank, where applicable, with any exceptions noted below.

Laboratory Control Spike:
All laboratory control spike compounds were within QC limits with any exceptions noted below.

Matrix Spikes:
All percent recoveries and relative percent differences (RPDs) were within acceptance criteria with any exceptions noted below.

Duplicate Sample:
All duplicate sample results were within method acceptance criteria with any exceptions noted below.

Additional Comments:

This report shall not be reproduced, except in full,
without the written consent of Pace Analytical Services, Inc..

Pace Analytical Services, Inc.
9608 Loiret Blvd.
Lenexa, KS 66219
(913)599-5665

PROJECT NARRATIVE

Project: FORT SMITH AR
Pace Project No.: 60204563

Method: **EPA 365.4**
Description: 365.4 Total Phosphorus
Client: Environ_AR
Date: October 20, 2015

General Information:
30 samples were analyzed for EPA 365.4. All samples were received in acceptable condition with any exceptions noted below or on the chain-of custody and/or the sample condition upon receipt form (SCUR) attached at the end of this report.

Hold Time:
The samples were analyzed within the method required hold times with any exceptions noted below.

Initial Calibrations (including MS Tune as applicable):
All criteria were within method requirements with any exceptions noted below.

Continuing Calibration:
All criteria were within method requirements with any exceptions noted below.

Method Blank:
All analytes were below the report limit in the method blank, where applicable, with any exceptions noted below.

Laboratory Control Spike:
All laboratory control spike compounds were within QC limits with any exceptions noted below.

Matrix Spikes:
All percent recoveries and relative percent differences (RPDs) were within acceptance criteria with any exceptions noted below.

Duplicate Sample:
All duplicate sample results were within method acceptance criteria with any exceptions noted below.

Additional Comments:

This report shall not be reproduced, except in full,
without the written consent of Pace Analytical Services, Inc..

Pace Analytical Services, Inc.
9608 Loiret Blvd.
Lenexa, KS 66219
(913)599-5665

PROJECT NARRATIVE

Project: FORT SMITH AR
Pace Project No.: 60204563

Method: **SM 4500-CO2 D**
Description: Total Carbon Dioxide Calc
Client: Environ_AR
Date: October 20, 2015

General Information:
30 samples were analyzed for SM 4500-CO2 D. All samples were received in acceptable condition with any exceptions noted below or on the chain-of custody and/or the sample condition upon receipt form (SCUR) attached at the end of this report.

Hold Time:
The samples were analyzed within the method required hold times with any exceptions noted below.

Initial Calibrations (including MS Tune as applicable):
All criteria were within method requirements with any exceptions noted below.

Continuing Calibration:
All criteria were within method requirements with any exceptions noted below.

Method Blank:
All analytes were below the report limit in the method blank, where applicable, with any exceptions noted below.

Laboratory Control Spike:
All laboratory control spike compounds were within QC limits with any exceptions noted below.

Matrix Spikes:
All percent recoveries and relative percent differences (RPDs) were within acceptance criteria with any exceptions noted below.

Additional Comments:

This report shall not be reproduced, except in full,
without the written consent of Pace Analytical Services, Inc..

Pace Analytical Services, Inc.
9608 Loiret Blvd.
Lenexa, KS 66219
(913)599-5665

PROJECT NARRATIVE

Project: FORT SMITH AR
Pace Project No.: 60204563

Method: **SM 5310C**
Description: 5310C TOC
Client: Environ_AR
Date: October 20, 2015

General Information:
30 samples were analyzed for SM 5310C. All samples were received in acceptable condition with any exceptions noted below or on the chain-of custody and/or the sample condition upon receipt form (SCUR) attached at the end of this report.

Hold Time:
The samples were analyzed within the method required hold times with any exceptions noted below.

Initial Calibrations (including MS Tune as applicable):
All criteria were within method requirements with any exceptions noted below.

Continuing Calibration:
All criteria were within method requirements with any exceptions noted below.

Method Blank:
All analytes were below the report limit in the method blank, where applicable, with any exceptions noted below.

QC Batch: WETA/36359

B: Analyte was detected in the associated method blank.
- BLANK for HBN 404546 [WETA/363 (Lab ID: 1649972)
  - Total Organic Carbon

QC Batch: WETA/36360

B: Analyte was detected in the associated method blank.
- BLANK for HBN 404547 [WETA/363 (Lab ID: 1649976)
  - Total Organic Carbon

Laboratory Control Spike:
All laboratory control spike compounds were within QC limits with any exceptions noted below.

Matrix Spikes:
All percent recoveries and relative percent differences (RPDs) were within acceptance criteria with any exceptions noted below.

QC Batch: WETA/36300

A matrix spike and/or matrix spike duplicate (MS/MSD) were performed on the following sample(s): 60204563001

M1: Matrix spike recovery exceeded QC limits. Batch accepted based on laboratory control sample (LCS) recovery.
- MS (Lab ID: 1647827)
  - Total Organic Carbon

Duplicate Sample:
All duplicate sample results were within method acceptance criteria with any exceptions noted below.

Additional Comments:

This data package has been reviewed for quality and completeness and is approved for release.

REPORT OF LABORATORY ANALYSIS

This report shall not be reproduced, except in full,
without the written consent of Pace Analytical Services, Inc..

Pace Analytical Services, Inc.
9608 Loiret Blvd.
Lenexa, KS 66219
(913)599-5665

ANALYTICAL RESULTS

Project: FORT SMITH AR
Pace Project No.: 60204563

Sample: MW-90-201510 **Lab ID: 60204563001** Collected: 10/07/15 15:10 Received: 10/08/15 10:45 Matrix: Water

Parameters	Results	Units	Report Limit	MDL	DF	Prepared	Analyzed	CAS No.	Qual
Alcohol by Direct Inject GCFID	Analytical Method: EPA 8015 - Alcohol								
2-Chloroethanol	ND	ug/L	10000	1980	1		10/12/15 18:30	107-07-3	
6010 MET ICP	Analytical Method: EPA 6010 Preparation Method: EPA 3010								
Iron	**3420**	ug/L	50.0	9.0	1	10/08/15 15:45	10/09/15 16:24	7439-89-6	
Manganese	**352**	ug/L	5.0	2.4	1	10/08/15 15:45	10/09/15 16:24	7439-96-5	
8260 MSV	Analytical Method: EPA 5030B/8260								
Acetone	ND	ug/L	10.0	1.9	1		10/09/15 11:28	67-64-1	M1
Benzene	ND	ug/L	1.0	0.060	1		10/09/15 11:28	71-43-2	
Bromodichloromethane	ND	ug/L	1.0	0.19	1		10/09/15 11:28	75-27-4	
Bromoform	ND	ug/L	1.0	0.070	1		10/09/15 11:28	75-25-2	
Bromomethane	ND	ug/L	5.0	0.16	1		10/09/15 11:28	74-83-9	
2-Butanone (MEK)	ND	ug/L	10.0	0.59	1		10/09/15 11:28	78-93-3	
Carbon disulfide	ND	ug/L	5.0	0.12	1		10/09/15 11:28	75-15-0	
Carbon tetrachloride	ND	ug/L	1.0	0.18	1		10/09/15 11:28	56-23-5	
Chlorobenzene	ND	ug/L	1.0	0.21	1		10/09/15 11:28	108-90-7	
Chloroethane	ND	ug/L	1.0	0.15	1		10/09/15 11:28	75-00-3	M1
Chloroform	ND	ug/L	1.0	0.14	1		10/09/15 11:28	67-66-3	M1
Chloromethane	ND	ug/L	1.0	0.080	1		10/09/15 11:28	74-87-3	
Dibromochloromethane	ND	ug/L	1.0	0.21	1		10/09/15 11:28	124-48-1	
1,1-Dichloroethane	ND	ug/L	1.0	0.050	1		10/09/15 11:28	75-34-3	
1,2-Dichloroethane	ND	ug/L	1.0	0.12	1		10/09/15 11:28	107-06-2	
1,1-Dichloroethene	ND	ug/L	1.0	0.20	1		10/09/15 11:28	75-35-4	
cis-1,2-Dichloroethene	ND	ug/L	1.0	0.080	1		10/09/15 11:28	156-59-2	
trans-1,2-Dichloroethene	ND	ug/L	1.0	0.20	1		10/09/15 11:28	156-60-5	
1,2-Dichloropropane	ND	ug/L	1.0	0.16	1		10/09/15 11:28	78-87-5	
cis-1,3-Dichloropropene	ND	ug/L	1.0	0.14	1		10/09/15 11:28	10061-01-5	
trans-1,3-Dichloropropene	ND	ug/L	1.0	0.12	1		10/09/15 11:28	10061-02-6	
Ethylbenzene	ND	ug/L	1.0	0.18	1		10/09/15 11:28	100-41-4	R1
2-Hexanone	ND	ug/L	10.0	1.2	1		10/09/15 11:28	591-78-6	
Methylene chloride	ND	ug/L	1.0	0.15	1		10/09/15 11:28	75-09-2	
4-Methyl-2-pentanone (MIBK)	ND	ug/L	10.0	0.42	1		10/09/15 11:28	108-10-1	
Styrene	ND	ug/L	1.0	0.12	1		10/09/15 11:28	100-42-5	
1,1,2,2-Tetrachloroethane	ND	ug/L	1.0	0.15	1		10/09/15 11:28	79-34-5	
Tetrachloroethene	ND	ug/L	1.0	0.10	1		10/09/15 11:28	127-18-4	
Toluene	ND	ug/L	1.0	0.17	1		10/09/15 11:28	108-88-3	
1,1,1-Trichloroethane	ND	ug/L	1.0	0.11	1		10/09/15 11:28	71-55-6	
1,1,2-Trichloroethane	ND	ug/L	1.0	0.20	1		10/09/15 11:28	79-00-5	
Trichloroethene	ND	ug/L	1.0	0.17	1		10/09/15 11:28	79-01-6	
Vinyl chloride	ND	ug/L	1.0	0.13	1		10/09/15 11:28	75-01-4	
Xylene (Total)	ND	ug/L	3.0	0.42	1		10/09/15 11:28	1330-20-7	MS,RS
Surrogates									
4-Bromofluorobenzene (S)	95	%	80-120		1		10/09/15 11:28	460-00-4	
1,2-Dichloroethane-d4 (S)	99	%	80-120		1		10/09/15 11:28	17060-07-0	
Toluene-d8 (S)	102	%	80-120		1		10/09/15 11:28	2037-26-5	
Preservation pH	**1.0**		0.10	0.10	1		10/09/15 11:28		

REPORT OF LABORATORY ANALYSIS

This report shall not be reproduced, except in full,
without the written consent of Pace Analytical Services, Inc..

Pace Analytical Services, Inc.
9608 Loiret Blvd.
Lenexa, KS 66219
(913)599-5665

ANALYTICAL RESULTS

Project: FORT SMITH AR
Pace Project No.: 60204563

Sample: MW-90-201510 **Lab ID: 60204563001** Collected: 10/07/15 15:10 Received: 10/08/15 10:45 Matrix: Water

Parameters	Results	Units	Report Limit	MDL	DF	Prepared	Analyzed	CAS No.	Qual
2320B Alkalinity	Analytical Method: SM 2320B								
Alkalinity,Bicarbonate (CaCO3)	**245**	mg/L	20.0	2.0	1		10/09/15 18:32		
Alkalinity, Carbonate (CaCO3)	ND	mg/L	20.0	2.0	1		10/09/15 18:32		
Alkalinity, Total as CaCO3	**245**	mg/L	20.0	2.0	1		10/09/15 18:32		
Iron, Ferric (Calculation)	Analytical Method: SM 3500-Fe B#4								
Iron, Ferric	**0.75**	mg/L	0.20		1		10/15/15 00:00	7439-89-6	
4500H+ pH, Electrometric	Analytical Method: SM 4500-H+B								
pH at 25 Degrees C	**6.5**	Std. Units	0.10	0.10	1		10/15/15 00:00		H6
4500S2D Sulfide, Total	Analytical Method: SM 4500-S-2 D								
Sulfide, Total	ND	mg/L	0.050	0.012	1		10/13/15 07:48	18496-25-8	
300.0 IC Anions 28 Days	Analytical Method: EPA 300.0								
Chloride	**98.1**	mg/L	5.0	2.5	5		10/13/15 11:55	16887-00-6	
Sulfate	**40.5**	mg/L	5.0	1.2	5		10/13/15 11:55	14808-79-8	
350.1 Ammonia	Analytical Method: EPA 350.1								
Nitrogen, Ammonia	ND	mg/L	0.10	0.046	1		10/14/15 13:10	7664-41-7	M1
353.2 Nitrogen, NO2/NO3 unpres	Analytical Method: EPA 353.2								
Nitrogen, Nitrate	ND	mg/L	0.10	0.014	1		10/08/15 15:37		
Nitrogen, Nitrite	ND	mg/L	0.10	0.023	1		10/08/15 15:37		
Nitrogen, NO2 plus NO3	ND	mg/L	0.10	0.014	1		10/08/15 15:37		
365.4 Total Phosphorus	Analytical Method: EPA 365.4								
Phosphorus as PO4	ND	mg/L	0.31		1		10/15/15 11:49		
Total Carbon Dioxide Calc	Analytical Method: SM 4500-CO2 D								
Carbon Dioxide Calculation	**367**	mg/L	20.0	20.0	1		10/16/15 00:00		
5310C TOC	Analytical Method: SM 5310C								
Total Organic Carbon	**6.3**	mg/L	1.0	0.46	1		10/13/15 22:55	7440-44-0	M1

REPORT OF LABORATORY ANALYSIS

This report shall not be reproduced, except in full,
without the written consent of Pace Analytical Services, Inc..

Pace Analytical Services, Inc.
9608 Loiret Blvd.
Lenexa, KS 66219
(913)599-5665

ANALYTICAL RESULTS

Project: FORT SMITH AR
Pace Project No.: 60204563

Sample: MW-22-201510 **Lab ID: 60204563002** Collected: 10/07/15 10:35 Received: 10/08/15 10:45 Matrix: Water

Parameters	Results	Units	Report Limit	MDL	DF	Prepared	Analyzed	CAS No.	Qual
Alcohol by Direct Inject GCFID	Analytical Method: EPA 8015 - Alcohol								
2-Chloroethanol	ND	ug/L	10000	1980	1		10/13/15 16:08	107-07-3	
6010 MET ICP	Analytical Method: EPA 6010 Preparation Method: EPA 3010								
Iron	**24.5J**	ug/L	50.0	9.0	1	10/08/15 15:45	10/09/15 16:31	7439-89-6	
Manganese	**90.6**	ug/L	5.0	2.4	1	10/08/15 15:45	10/09/15 16:31	7439-96-5	
8260 MSV	Analytical Method: EPA 5030B/8260								
Acetone	ND	ug/L	10.0	1.9	1		10/09/15 11:43	67-64-1	
Benzene	ND	ug/L	1.0	0.060	1		10/09/15 11:43	71-43-2	
Bromodichloromethane	ND	ug/L	1.0	0.19	1		10/09/15 11:43	75-27-4	
Bromoform	ND	ug/L	1.0	0.070	1		10/09/15 11:43	75-25-2	
Bromomethane	ND	ug/L	5.0	0.16	1		10/09/15 11:43	74-83-9	
2-Butanone (MEK)	ND	ug/L	10.0	0.59	1		10/09/15 11:43	78-93-3	
Carbon disulfide	ND	ug/L	5.0	0.12	1		10/09/15 11:43	75-15-0	
Carbon tetrachloride	ND	ug/L	1.0	0.18	1		10/09/15 11:43	56-23-5	
Chlorobenzene	ND	ug/L	1.0	0.21	1		10/09/15 11:43	108-90-7	
Chloroethane	ND	ug/L	1.0	0.15	1		10/09/15 11:43	75-00-3	
Chloroform	ND	ug/L	1.0	0.14	1		10/09/15 11:43	67-66-3	
Chloromethane	**0.18J**	ug/L	1.0	0.080	1		10/09/15 11:43	74-87-3	
Dibromochloromethane	ND	ug/L	1.0	0.21	1		10/09/15 11:43	124-48-1	
1,1-Dichloroethane	ND	ug/L	1.0	0.050	1		10/09/15 11:43	75-34-3	
1,2-Dichloroethane	ND	ug/L	1.0	0.12	1		10/09/15 11:43	107-06-2	
1,1-Dichloroethene	ND	ug/L	1.0	0.20	1		10/09/15 11:43	75-35-4	
cis-1,2-Dichloroethene	ND	ug/L	1.0	0.080	1		10/09/15 11:43	156-59-2	
trans-1,2-Dichloroethene	ND	ug/L	1.0	0.20	1		10/09/15 11:43	156-60-5	
1,2-Dichloropropane	ND	ug/L	1.0	0.16	1		10/09/15 11:43	78-87-5	
cis-1,3-Dichloropropene	ND	ug/L	1.0	0.14	1		10/09/15 11:43	10061-01-5	
trans-1,3-Dichloropropene	ND	ug/L	1.0	0.12	1		10/09/15 11:43	10061-02-6	
Ethylbenzene	ND	ug/L	1.0	0.18	1		10/09/15 11:43	100-41-4	
2-Hexanone	ND	ug/L	10.0	1.2	1		10/09/15 11:43	591-78-6	
Methylene chloride	ND	ug/L	1.0	0.15	1		10/09/15 11:43	75-09-2	
4-Methyl-2-pentanone (MIBK)	ND	ug/L	10.0	0.42	1		10/09/15 11:43	108-10-1	
Styrene	ND	ug/L	1.0	0.12	1		10/09/15 11:43	100-42-5	
1,1,2,2-Tetrachloroethane	ND	ug/L	1.0	0.15	1		10/09/15 11:43	79-34-5	
Tetrachloroethene	ND	ug/L	1.0	0.10	1		10/09/15 11:43	127-18-4	
Toluene	ND	ug/L	1.0	0.17	1		10/09/15 11:43	108-88-3	
1,1,1-Trichloroethane	ND	ug/L	1.0	0.11	1		10/09/15 11:43	71-55-6	
1,1,2-Trichloroethane	ND	ug/L	1.0	0.20	1		10/09/15 11:43	79-00-5	
Trichloroethene	ND	ug/L	1.0	0.17	1		10/09/15 11:43	79-01-6	
Vinyl chloride	ND	ug/L	1.0	0.13	1		10/09/15 11:43	75-01-4	
Xylene (Total)	ND	ug/L	3.0	0.42	1		10/09/15 11:43	1330-20-7	
Surrogates									
4-Bromofluorobenzene (S)	100	%	80-120		1		10/09/15 11:43	460-00-4	
1,2-Dichloroethane-d4 (S)	100	%	80-120		1		10/09/15 11:43	17060-07-0	
Toluene-d8 (S)	103	%	80-120		1		10/09/15 11:43	2037-26-5	
Preservation pH	**1.0**		0.10	0.10	1		10/09/15 11:43		

REPORT OF LABORATORY ANALYSIS

This report shall not be reproduced, except in full,
without the written consent of Pace Analytical Services, Inc..

Pace Analytical Services, Inc.
9608 Loiret Blvd.
Lenexa, KS 66219
(913)599-5665

ANALYTICAL RESULTS

Project: FORT SMITH AR
Pace Project No.: 60204563

Sample: MW-22-201510 **Lab ID: 60204563002** Collected: 10/07/15 10:35 Received: 10/08/15 10:45 Matrix: Water

Parameters	Results	Units	Report Limit	MDL	DF	Prepared	Analyzed	CAS No.	Qual
2320B Alkalinity	Analytical Method: SM 2320B								
Alkalinity,Bicarbonate (CaCO3)	**46.3**	mg/L	20.0	2.0	1		10/09/15 18:41		
Alkalinity, Carbonate (CaCO3)	ND	mg/L	20.0	2.0	1		10/09/15 18:41		
Alkalinity, Total as CaCO3	**46.3**	mg/L	20.0	2.0	1		10/09/15 18:41		
Iron, Ferric (Calculation)	Analytical Method: SM 3500-Fe B#4								
Iron, Ferric	ND	mg/L	0.20		1		10/15/15 00:00	7439-89-6	
4500H+ pH, Electrometric	Analytical Method: SM 4500-H+B								
pH at 25 Degrees C	**5.7**	Std. Units	0.10	0.10	1		10/15/15 00:00		H6
4500S2D Sulfide, Total	Analytical Method: SM 4500-S-2 D								
Sulfide, Total	ND	mg/L	0.050	0.012	1		10/13/15 07:49	18496-25-8	
300.0 IC Anions 28 Days	Analytical Method: EPA 300.0								
Chloride	**13.1**	mg/L	1.0	0.50	1		10/13/15 13:12	16887-00-6	
Sulfate	**8.9**	mg/L	1.0	0.24	1		10/13/15 13:12	14808-79-8	
350.1 Ammonia	Analytical Method: EPA 350.1								
Nitrogen, Ammonia	ND	mg/L	0.10	0.046	1		10/14/15 13:14	7664-41-7	
353.2 Nitrogen, NO2/NO3 unpres	Analytical Method: EPA 353.2								
Nitrogen, Nitrate	ND	mg/L	0.10	0.014	1		10/08/15 15:39		
Nitrogen, Nitrite	ND	mg/L	0.10	0.023	1		10/08/15 15:39		
Nitrogen, NO2 plus NO3	ND	mg/L	0.10	0.014	1		10/08/15 15:39		
365.4 Total Phosphorus	Analytical Method: EPA 365.4								
Phosphorus as PO4	ND	mg/L	0.31		1		10/15/15 11:51		
Total Carbon Dioxide Calc	Analytical Method: SM 4500-CO2 D								
Carbon Dioxide Calculation	**230**	mg/L	20.0	20.0	1		10/16/15 00:00		
5310C TOC	Analytical Method: SM 5310C								
Total Organic Carbon	**0.91J**	mg/L	1.0	0.46	1		10/13/15 23:46	7440-44-0	

REPORT OF LABORATORY ANALYSIS

This report shall not be reproduced, except in full,
without the written consent of Pace Analytical Services, Inc..

Pace Analytical Services, Inc.
9608 Loiret Blvd.
Lenexa, KS 66219
(913)599-5665

ANALYTICAL RESULTS

Project: FORT SMITH AR
Pace Project No.: 60204563

Sample: MW-88-201510 **Lab ID: 60204563003** Collected: 10/07/15 12:30 Received: 10/08/15 10:45 Matrix: Water

Parameters	Results	Units	Report Limit	MDL	DF	Prepared	Analyzed	CAS No.	Qual
Alcohol by Direct Inject GCFID	Analytical Method: EPA 8015 - Alcohol								
2-Chloroethanol	ND	ug/L	10000	1980	1		10/13/15 16:19	107-07-3	
6010 MET ICP	Analytical Method: EPA 6010 Preparation Method: EPA 3010								
Iron	**1680**	ug/L	50.0	9.0	1	10/08/15 15:45	10/09/15 16:37	7439-89-6	
Manganese	**477**	ug/L	5.0	2.4	1	10/08/15 15:45	10/09/15 16:37	7439-96-5	
8260 MSV	Analytical Method: EPA 5030B/8260								
Acetone	ND	ug/L	10.0	1.9	1		10/09/15 11:57	67-64-1	
Benzene	ND	ug/L	1.0	0.060	1		10/09/15 11:57	71-43-2	
Bromodichloromethane	ND	ug/L	1.0	0.19	1		10/09/15 11:57	75-27-4	
Bromoform	ND	ug/L	1.0	0.070	1		10/09/15 11:57	75-25-2	
Bromomethane	ND	ug/L	5.0	0.16	1		10/09/15 11:57	74-83-9	
2-Butanone (MEK)	ND	ug/L	10.0	0.59	1		10/09/15 11:57	78-93-3	
Carbon disulfide	ND	ug/L	5.0	0.12	1		10/09/15 11:57	75-15-0	
Carbon tetrachloride	ND	ug/L	1.0	0.18	1		10/09/15 11:57	56-23-5	
Chlorobenzene	ND	ug/L	1.0	0.21	1		10/09/15 11:57	108-90-7	
Chloroethane	ND	ug/L	1.0	0.15	1		10/09/15 11:57	75-00-3	
Chloroform	ND	ug/L	1.0	0.14	1		10/09/15 11:57	67-66-3	
Chloromethane	**0.19J**	ug/L	1.0	0.080	1		10/09/15 11:57	74-87-3	
Dibromochloromethane	ND	ug/L	1.0	0.21	1		10/09/15 11:57	124-48-1	
1,1-Dichloroethane	ND	ug/L	1.0	0.050	1		10/09/15 11:57	75-34-3	
1,2-Dichloroethane	ND	ug/L	1.0	0.12	1		10/09/15 11:57	107-06-2	
1,1-Dichloroethene	ND	ug/L	1.0	0.20	1		10/09/15 11:57	75-35-4	
cis-1,2-Dichloroethene	ND	ug/L	1.0	0.080	1		10/09/15 11:57	156-59-2	
trans-1,2-Dichloroethene	ND	ug/L	1.0	0.20	1		10/09/15 11:57	156-60-5	
1,2-Dichloropropane	ND	ug/L	1.0	0.16	1		10/09/15 11:57	78-87-5	
cis-1,3-Dichloropropene	ND	ug/L	1.0	0.14	1		10/09/15 11:57	10061-01-5	
trans-1,3-Dichloropropene	ND	ug/L	1.0	0.12	1		10/09/15 11:57	10061-02-6	
Ethylbenzene	ND	ug/L	1.0	0.18	1		10/09/15 11:57	100-41-4	
2-Hexanone	ND	ug/L	10.0	1.2	1		10/09/15 11:57	591-78-6	
Methylene chloride	ND	ug/L	1.0	0.15	1		10/09/15 11:57	75-09-2	
4-Methyl-2-pentanone (MIBK)	ND	ug/L	10.0	0.42	1		10/09/15 11:57	108-10-1	
Styrene	ND	ug/L	1.0	0.12	1		10/09/15 11:57	100-42-5	
1,1,2,2-Tetrachloroethane	ND	ug/L	1.0	0.15	1		10/09/15 11:57	79-34-5	
Tetrachloroethene	ND	ug/L	1.0	0.10	1		10/09/15 11:57	127-18-4	
Toluene	ND	ug/L	1.0	0.17	1		10/09/15 11:57	108-88-3	
1,1,1-Trichloroethane	ND	ug/L	1.0	0.11	1		10/09/15 11:57	71-55-6	
1,1,2-Trichloroethane	ND	ug/L	1.0	0.20	1		10/09/15 11:57	79-00-5	
Trichloroethene	ND	ug/L	1.0	0.17	1		10/09/15 11:57	79-01-6	
Vinyl chloride	ND	ug/L	1.0	0.13	1		10/09/15 11:57	75-01-4	
Xylene (Total)	ND	ug/L	3.0	0.42	1		10/09/15 11:57	1330-20-7	
Surrogates									
4-Bromofluorobenzene (S)	95	%	80-120		1		10/09/15 11:57	460-00-4	
1,2-Dichloroethane-d4 (S)	97	%	80-120		1		10/09/15 11:57	17060-07-0	
Toluene-d8 (S)	101	%	80-120		1		10/09/15 11:57	2037-26-5	
Preservation pH	**1.0**		0.10	0.10	1		10/09/15 11:57		

REPORT OF LABORATORY ANALYSIS

This report shall not be reproduced, except in full,
without the written consent of Pace Analytical Services, Inc..

Pace Analytical Services, Inc.
9608 Loiret Blvd.
Lenexa, KS 66219
(913)599-5665

ANALYTICAL RESULTS

Project: FORT SMITH AR
Pace Project No.: 60204563

Sample: MW-88-201510 **Lab ID: 60204563003** Collected: 10/07/15 12:30 Received: 10/08/15 10:45 Matrix: Water

Parameters	Results	Units	Report Limit	MDL	DF	Prepared	Analyzed	CAS No.	Qual
2320B Alkalinity	Analytical Method: SM 2320B								
Alkalinity,Bicarbonate (CaCO3)	**79.7**	mg/L	20.0	2.0	1		10/09/15 18:44		
Alkalinity, Carbonate (CaCO3)	ND	mg/L	20.0	2.0	1		10/09/15 18:44		
Alkalinity, Total as CaCO3	**79.7**	mg/L	20.0	2.0	1		10/09/15 18:44		
Iron, Ferric (Calculation)	Analytical Method: SM 3500-Fe B#4								
Iron, Ferric	**0.75**	mg/L	0.20		1		10/15/15 00:00	7439-89-6	
4500H+ pH, Electrometric	Analytical Method: SM 4500-H+B								
pH at 25 Degrees C	**6.0**	Std. Units	0.10	0.10	1		10/15/15 00:00		H6
4500S2D Sulfide, Total	Analytical Method: SM 4500-S-2 D								
Sulfide, Total	ND	mg/L	0.050	0.012	1		10/13/15 07:49	18496-25-8	
300.0 IC Anions 28 Days	Analytical Method: EPA 300.0								
Chloride	**37.7**	mg/L	5.0	2.5	5		10/13/15 13:43	16887-00-6	
Sulfate	**5.4**	mg/L	1.0	0.24	1		10/13/15 13:27	14808-79-8	
350.1 Ammonia	Analytical Method: EPA 350.1								
Nitrogen, Ammonia	ND	mg/L	0.10	0.046	1		10/14/15 13:16	7664-41-7	
353.2 Nitrogen, NO2/NO3 unpres	Analytical Method: EPA 353.2								
Nitrogen, Nitrate	ND	mg/L	0.10	0.014	1		10/08/15 15:39		
Nitrogen, Nitrite	ND	mg/L	0.10	0.023	1		10/08/15 15:39		
Nitrogen, NO2 plus NO3	ND	mg/L	0.10	0.014	1		10/08/15 15:39		
365.4 Total Phosphorus	Analytical Method: EPA 365.4								
Phosphorus as PO4	ND	mg/L	0.31		1		10/15/15 11:52		
Total Carbon Dioxide Calc	Analytical Method: SM 4500-CO2 D								
Carbon Dioxide Calculation	**226**	mg/L	20.0	20.0	1		10/16/15 00:00		
5310C TOC	Analytical Method: SM 5310C								
Total Organic Carbon	**2.4**	mg/L	1.0	0.46	1		10/14/15 00:12	7440-44-0	

REPORT OF LABORATORY ANALYSIS

This report shall not be reproduced, except in full,
without the written consent of Pace Analytical Services, Inc..

Pace Analytical Services, Inc.
9608 Loiret Blvd.
Lenexa, KS 66219
(913)599-5665

ANALYTICAL RESULTS

Project: FORT SMITH AR
Pace Project No.: 60204563

Sample: MW-39R-201510 **Lab ID: 60204563004** Collected: 10/07/15 09:00 Received: 10/08/15 10:45 Matrix: Water

Parameters	Results	Units	Report Limit	MDL	DF	Prepared	Analyzed	CAS No.	Qual
Alcohol by Direct Inject GCFID	Analytical Method: EPA 8015 - Alcohol								
2-Chloroethanol	ND	ug/L	10000	1980	1		10/13/15 16:30	107-07-3	
6010 MET ICP	Analytical Method: EPA 6010 Preparation Method: EPA 3010								
Iron	**10100**	ug/L	50.0	9.0	1	10/08/15 15:45	10/09/15 16:39	7439-89-6	
Manganese	**3140**	ug/L	5.0	2.4	1	10/08/15 15:45	10/09/15 16:39	7439-96-5	
8260 MSV	Analytical Method: EPA 5030B/8260								
Acetone	ND	ug/L	10.0	1.9	1		10/09/15 12:11	67-64-1	
Benzene	ND	ug/L	1.0	0.060	1		10/09/15 12:11	71-43-2	
Bromodichloromethane	ND	ug/L	1.0	0.19	1		10/09/15 12:11	75-27-4	
Bromoform	ND	ug/L	1.0	0.070	1		10/09/15 12:11	75-25-2	
Bromomethane	ND	ug/L	5.0	0.16	1		10/09/15 12:11	74-83-9	
2-Butanone (MEK)	ND	ug/L	10.0	0.59	1		10/09/15 12:11	78-93-3	
Carbon disulfide	**0.20J**	ug/L	5.0	0.12	1		10/09/15 12:11	75-15-0	
Carbon tetrachloride	ND	ug/L	1.0	0.18	1		10/09/15 12:11	56-23-5	
Chlorobenzene	ND	ug/L	1.0	0.21	1		10/09/15 12:11	108-90-7	
Chloroethane	ND	ug/L	1.0	0.15	1		10/09/15 12:11	75-00-3	
Chloroform	**0.27J**	ug/L	1.0	0.14	1		10/09/15 12:11	67-66-3	
Chloromethane	ND	ug/L	1.0	0.080	1		10/09/15 12:11	74-87-3	
Dibromochloromethane	ND	ug/L	1.0	0.21	1		10/09/15 12:11	124-48-1	
1,1-Dichloroethane	ND	ug/L	1.0	0.050	1		10/09/15 12:11	75-34-3	
1,2-Dichloroethane	ND	ug/L	1.0	0.12	1		10/09/15 12:11	107-06-2	
1,1-Dichloroethene	ND	ug/L	1.0	0.20	1		10/09/15 12:11	75-35-4	
cis-1,2-Dichloroethene	ND	ug/L	1.0	0.080	1		10/09/15 12:11	156-59-2	
trans-1,2-Dichloroethene	ND	ug/L	1.0	0.20	1		10/09/15 12:11	156-60-5	
1,2-Dichloropropane	ND	ug/L	1.0	0.16	1		10/09/15 12:11	78-87-5	
cis-1,3-Dichloropropene	ND	ug/L	1.0	0.14	1		10/09/15 12:11	10061-01-5	
trans-1,3-Dichloropropene	ND	ug/L	1.0	0.12	1		10/09/15 12:11	10061-02-6	
Ethylbenzene	ND	ug/L	1.0	0.18	1		10/09/15 12:11	100-41-4	
2-Hexanone	ND	ug/L	10.0	1.2	1		10/09/15 12:11	591-78-6	
Methylene chloride	ND	ug/L	1.0	0.15	1		10/09/15 12:11	75-09-2	
4-Methyl-2-pentanone (MIBK)	ND	ug/L	10.0	0.42	1		10/09/15 12:11	108-10-1	
Styrene	ND	ug/L	1.0	0.12	1		10/09/15 12:11	100-42-5	
1,1,2,2-Tetrachloroethane	ND	ug/L	1.0	0.15	1		10/09/15 12:11	79-34-5	
Tetrachloroethene	ND	ug/L	1.0	0.10	1		10/09/15 12:11	127-18-4	
Toluene	ND	ug/L	1.0	0.17	1		10/09/15 12:11	108-88-3	
1,1,1-Trichloroethane	ND	ug/L	1.0	0.11	1		10/09/15 12:11	71-55-6	
1,1,2-Trichloroethane	ND	ug/L	1.0	0.20	1		10/09/15 12:11	79-00-5	
Trichloroethene	ND	ug/L	1.0	0.17	1		10/09/15 12:11	79-01-6	
Vinyl chloride	ND	ug/L	1.0	0.13	1		10/09/15 12:11	75-01-4	
Xylene (Total)	ND	ug/L	3.0	0.42	1		10/09/15 12:11	1330-20-7	
Surrogates									
4-Bromofluorobenzene (S)	98	%	80-120		1		10/09/15 12:11	460-00-4	
1,2-Dichloroethane-d4 (S)	97	%	80-120		1		10/09/15 12:11	17060-07-0	
Toluene-d8 (S)	101	%	80-120		1		10/09/15 12:11	2037-26-5	
Preservation pH	**1.0**		0.10	0.10	1		10/09/15 12:11		

REPORT OF LABORATORY ANALYSIS

This report shall not be reproduced, except in full,
without the written consent of Pace Analytical Services, Inc..

Pace Analytical Services, Inc.
9608 Loiret Blvd.
Lenexa, KS 66219
(913)599-5665

ANALYTICAL RESULTS

Project: FORT SMITH AR
Pace Project No.: 60204563

Sample: MW-39R-201510 **Lab ID: 60204563004** Collected: 10/07/15 09:00 Received: 10/08/15 10:45 Matrix: Water

Parameters	Results	Units	Report Limit	MDL	DF	Prepared	Analyzed	CAS No.	Qual
2320B Alkalinity	Analytical Method: SM 2320B								
Alkalinity,Bicarbonate (CaCO3)	**35.6**	mg/L	20.0	2.0	1		10/12/15 10:10		
Alkalinity, Carbonate (CaCO3)	ND	mg/L	20.0	2.0	1		10/12/15 10:10		
Alkalinity, Total as CaCO3	**35.6**	mg/L	20.0	2.0	1		10/12/15 10:10		
Iron, Ferric (Calculation)	Analytical Method: SM 3500-Fe B#4								
Iron, Ferric	**10.1**	mg/L	0.20		1		10/15/15 00:00	7439-89-6	
4500H+ pH, Electrometric	Analytical Method: SM 4500-H+B								
pH at 25 Degrees C	**5.6**	Std. Units	0.10	0.10	1		10/15/15 00:00		H6
4500S2D Sulfide, Total	Analytical Method: SM 4500-S-2 D								
Sulfide, Total	ND	mg/L	0.050	0.012	1		10/13/15 07:50	18496-25-8	
300.0 IC Anions 28 Days	Analytical Method: EPA 300.0								
Chloride	**334**	mg/L	20.0	10.0	20		10/12/15 10:46	16887-00-6	
Sulfate	**3.0**	mg/L	1.0	0.24	1		10/13/15 03:13	14808-79-8	
350.1 Ammonia	Analytical Method: EPA 350.1								
Nitrogen, Ammonia	ND	mg/L	0.10	0.046	1		10/14/15 13:17	7664-41-7	
353.2 Nitrogen, NO2/NO3 unpres	Analytical Method: EPA 353.2								
Nitrogen, Nitrate	**0.063J**	mg/L	0.10	0.014	1		10/08/15 15:43		
Nitrogen, Nitrite	ND	mg/L	0.10	0.023	1		10/08/15 15:43		
Nitrogen, NO2 plus NO3	**0.063J**	mg/L	0.10	0.014	1		10/08/15 15:43		
365.4 Total Phosphorus	Analytical Method: EPA 365.4								
Phosphorus as PO4	ND	mg/L	0.31		1		10/15/15 11:53		
Total Carbon Dioxide Calc	Analytical Method: SM 4500-CO2 D								
Carbon Dioxide Calculation	**202**	mg/L	20.0	20.0	1		10/16/15 00:00		
5310C TOC	Analytical Method: SM 5310C								
Total Organic Carbon	ND	mg/L	1.0	0.46	1		10/14/15 00:25	7440-44-0	

REPORT OF LABORATORY ANALYSIS

This report shall not be reproduced, except in full,
without the written consent of Pace Analytical Services, Inc..

Pace Analytical Services, Inc.
9608 Loiret Blvd.
Lenexa, KS 66219
(913)599-5665

ANALYTICAL RESULTS

Project: FORT SMITH AR
Pace Project No.: 60204563

Sample: TB-13-201510 **Lab ID: 60204563005** Collected: 10/07/15 08:00 Received: 10/08/15 10:45 Matrix: Water

Parameters	Results	Units	Report Limit	MDL	DF	Prepared	Analyzed	CAS No.	Qual
8260 MSV	Analytical Method: EPA 5030B/8260								
Acetone	ND	ug/L	10.0	1.9	1		10/09/15 21:19	67-64-1	
Benzene	ND	ug/L	1.0	0.060	1		10/09/15 21:19	71-43-2	
Bromodichloromethane	ND	ug/L	1.0	0.19	1		10/09/15 21:19	75-27-4	
Bromoform	ND	ug/L	1.0	0.070	1		10/09/15 21:19	75-25-2	
Bromomethane	ND	ug/L	5.0	0.16	1		10/09/15 21:19	74-83-9	
2-Butanone (MEK)	ND	ug/L	10.0	0.59	1		10/09/15 21:19	78-93-3	
Carbon disulfide	ND	ug/L	5.0	0.12	1		10/09/15 21:19	75-15-0	
Carbon tetrachloride	ND	ug/L	1.0	0.18	1		10/09/15 21:19	56-23-5	
Chlorobenzene	ND	ug/L	1.0	0.21	1		10/09/15 21:19	108-90-7	
Chloroethane	ND	ug/L	1.0	0.15	1		10/09/15 21:19	75-00-3	
Chloroform	**0.23J**	ug/L	1.0	0.14	1		10/09/15 21:19	67-66-3	
Chloromethane	ND	ug/L	1.0	0.080	1		10/09/15 21:19	74-87-3	
Dibromochloromethane	ND	ug/L	1.0	0.21	1		10/09/15 21:19	124-48-1	
1,1-Dichloroethane	ND	ug/L	1.0	0.050	1		10/09/15 21:19	75-34-3	
1,2-Dichloroethane	ND	ug/L	1.0	0.12	1		10/09/15 21:19	107-06-2	
1,1-Dichloroethene	ND	ug/L	1.0	0.20	1		10/09/15 21:19	75-35-4	
cis-1,2-Dichloroethene	ND	ug/L	1.0	0.080	1		10/09/15 21:19	156-59-2	
trans-1,2-Dichloroethene	ND	ug/L	1.0	0.20	1		10/09/15 21:19	156-60-5	
1,2-Dichloropropane	ND	ug/L	1.0	0.16	1		10/09/15 21:19	78-87-5	
cis-1,3-Dichloropropene	ND	ug/L	1.0	0.14	1		10/09/15 21:19	10061-01-5	
trans-1,3-Dichloropropene	ND	ug/L	1.0	0.12	1		10/09/15 21:19	10061-02-6	
Ethylbenzene	ND	ug/L	1.0	0.18	1		10/09/15 21:19	100-41-4	
2-Hexanone	ND	ug/L	10.0	1.2	1		10/09/15 21:19	591-78-6	
Methylene chloride	ND	ug/L	1.0	0.15	1		10/09/15 21:19	75-09-2	
4-Methyl-2-pentanone (MIBK)	ND	ug/L	10.0	0.42	1		10/09/15 21:19	108-10-1	
Styrene	ND	ug/L	1.0	0.12	1		10/09/15 21:19	100-42-5	
1,1,2,2-Tetrachloroethane	ND	ug/L	1.0	0.15	1		10/09/15 21:19	79-34-5	
Tetrachloroethene	ND	ug/L	1.0	0.10	1		10/09/15 21:19	127-18-4	
Toluene	ND	ug/L	1.0	0.17	1		10/09/15 21:19	108-88-3	
1,1,1-Trichloroethane	ND	ug/L	1.0	0.11	1		10/09/15 21:19	71-55-6	
1,1,2-Trichloroethane	ND	ug/L	1.0	0.20	1		10/09/15 21:19	79-00-5	
Trichloroethene	ND	ug/L	1.0	0.17	1		10/09/15 21:19	79-01-6	
Vinyl chloride	ND	ug/L	1.0	0.13	1		10/09/15 21:19	75-01-4	
Xylene (Total)	ND	ug/L	3.0	0.42	1		10/09/15 21:19	1330-20-7	
Surrogates									
4-Bromofluorobenzene (S)	96	%	80-120		1		10/09/15 21:19	460-00-4	
1,2-Dichloroethane-d4 (S)	98	%	80-120		1		10/09/15 21:19	17060-07-0	
Toluene-d8 (S)	101	%	80-120		1		10/09/15 21:19	2037-26-5	
Preservation pH	**1.0**		0.10	0.10	1		10/09/15 21:19		

REPORT OF LABORATORY ANALYSIS

This report shall not be reproduced, except in full,
without the written consent of Pace Analytical Services, Inc..

Pace Analytical Services, Inc.
9608 Loiret Blvd.
Lenexa, KS 66219
(913)599-5665

ANALYTICAL RESULTS

Project: FORT SMITH AR
Pace Project No.: 60204563

Sample: ITMW-9-201510 **Lab ID: 60204563006** Collected: 10/07/15 12:59 Received: 10/08/15 10:45 Matrix: Water

Parameters	Results	Units	Report Limit	MDL	DF	Prepared	Analyzed	CAS No.	Qual
Alcohol by Direct Inject GCFID	Analytical Method: EPA 8015 - Alcohol								
2-Chloroethanol	ND	ug/L	10000	1980	1		10/13/15 16:42	107-07-3	
6010 MET ICP	Analytical Method: EPA 6010 Preparation Method: EPA 3010								
Iron	**22.3J**	ug/L	50.0	9.0	1	10/08/15 15:45	10/09/15 16:42	7439-89-6	
Manganese	**249**	ug/L	5.0	2.4	1	10/08/15 15:45	10/09/15 16:42	7439-96-5	
8260 MSV	Analytical Method: EPA 5030B/8260								
Acetone	ND	ug/L	10.0	1.9	1		10/10/15 01:10	67-64-1	
Benzene	ND	ug/L	1.0	0.060	1		10/10/15 01:10	71-43-2	
Bromodichloromethane	ND	ug/L	1.0	0.19	1		10/10/15 01:10	75-27-4	
Bromoform	ND	ug/L	1.0	0.070	1		10/10/15 01:10	75-25-2	
Bromomethane	**0.94J**	ug/L	5.0	0.16	1		10/10/15 01:10	74-83-9	
2-Butanone (MEK)	ND	ug/L	10.0	0.59	1		10/10/15 01:10	78-93-3	
Carbon disulfide	ND	ug/L	5.0	0.12	1		10/10/15 01:10	75-15-0	
Carbon tetrachloride	ND	ug/L	1.0	0.18	1		10/10/15 01:10	56-23-5	
Chlorobenzene	ND	ug/L	1.0	0.21	1		10/10/15 01:10	108-90-7	
Chloroethane	ND	ug/L	1.0	0.15	1		10/10/15 01:10	75-00-3	
Chloroform	**0.16J**	ug/L	1.0	0.14	1		10/10/15 01:10	67-66-3	
Chloromethane	ND	ug/L	1.0	0.080	1		10/10/15 01:10	74-87-3	
Dibromochloromethane	ND	ug/L	1.0	0.21	1		10/10/15 01:10	124-48-1	
1,1-Dichloroethane	**0.24J**	ug/L	1.0	0.050	1		10/10/15 01:10	75-34-3	
1,2-Dichloroethane	ND	ug/L	1.0	0.12	1		10/10/15 01:10	107-06-2	
1,1-Dichloroethene	ND	ug/L	1.0	0.20	1		10/10/15 01:10	75-35-4	
cis-1,2-Dichloroethene	**26.6**	ug/L	1.0	0.080	1		10/10/15 01:10	156-59-2	
trans-1,2-Dichloroethene	ND	ug/L	1.0	0.20	1		10/10/15 01:10	156-60-5	
1,2-Dichloropropane	ND	ug/L	1.0	0.16	1		10/10/15 01:10	78-87-5	
cis-1,3-Dichloropropene	ND	ug/L	1.0	0.14	1		10/10/15 01:10	10061-01-5	
trans-1,3-Dichloropropene	ND	ug/L	1.0	0.12	1		10/10/15 01:10	10061-02-6	
Ethylbenzene	ND	ug/L	1.0	0.18	1		10/10/15 01:10	100-41-4	
2-Hexanone	ND	ug/L	10.0	1.2	1		10/10/15 01:10	591-78-6	
Methylene chloride	ND	ug/L	1.0	0.15	1		10/10/15 01:10	75-09-2	
4-Methyl-2-pentanone (MIBK)	ND	ug/L	10.0	0.42	1		10/10/15 01:10	108-10-1	
Styrene	ND	ug/L	1.0	0.12	1		10/10/15 01:10	100-42-5	
1,1,2,2-Tetrachloroethane	ND	ug/L	1.0	0.15	1		10/10/15 01:10	79-34-5	
Tetrachloroethene	**0.28J**	ug/L	1.0	0.10	1		10/10/15 01:10	127-18-4	
Toluene	ND	ug/L	1.0	0.17	1		10/10/15 01:10	108-88-3	
1,1,1-Trichloroethane	ND	ug/L	1.0	0.11	1		10/10/15 01:10	71-55-6	
1,1,2-Trichloroethane	ND	ug/L	1.0	0.20	1		10/10/15 01:10	79-00-5	
Trichloroethene	**55.6**	ug/L	1.0	0.17	1		10/10/15 01:10	79-01-6	
Vinyl chloride	**1.0**	ug/L	1.0	0.13	1		10/10/15 01:10	75-01-4	
Xylene (Total)	ND	ug/L	3.0	0.42	1		10/10/15 01:10	1330-20-7	
Surrogates									
4-Bromofluorobenzene (S)	95	%	80-120		1		10/10/15 01:10	460-00-4	
1,2-Dichloroethane-d4 (S)	98	%	80-120		1		10/10/15 01:10	17060-07-0	
Toluene-d8 (S)	101	%	80-120		1		10/10/15 01:10	2037-26-5	
Preservation pH	**1.0**		0.10	0.10	1		10/10/15 01:10		

REPORT OF LABORATORY ANALYSIS

This report shall not be reproduced, except in full,
without the written consent of Pace Analytical Services, Inc..

Pace Analytical Services, Inc.
9608 Loiret Blvd.
Lenexa, KS 66219
(913)599-5665

ANALYTICAL RESULTS

Project: FORT SMITH AR
Pace Project No.: 60204563

Sample: ITMW-9-201510 **Lab ID: 60204563006** Collected: 10/07/15 12:59 Received: 10/08/15 10:45 Matrix: Water

Parameters	Results	Units	Report Limit	MDL	DF	Prepared	Analyzed	CAS No.	Qual
2320B Alkalinity	Analytical Method: SM 2320B								
Alkalinity,Bicarbonate (CaCO3)	**98.6**	mg/L	20.0	2.0	1		10/12/15 10:13		
Alkalinity, Carbonate (CaCO3)	ND	mg/L	20.0	2.0	1		10/12/15 10:13		
Alkalinity, Total as CaCO3	**98.6**	mg/L	20.0	2.0	1		10/12/15 10:13		
Iron, Ferric (Calculation)	Analytical Method: SM 3500-Fe B#4								
Iron, Ferric	ND	mg/L	0.20		1		10/15/15 00:00	7439-89-6	
4500H+ pH, Electrometric	Analytical Method: SM 4500-H+B								
pH at 25 Degrees C	**5.9**	Std. Units	0.10	0.10	1		10/15/15 00:00		H6
4500S2D Sulfide, Total	Analytical Method: SM 4500-S-2 D								
Sulfide, Total	ND	mg/L	0.050	0.012	1		10/13/15 07:50	18496-25-8	
300.0 IC Anions 28 Days	Analytical Method: EPA 300.0								
Chloride	**47.5**	mg/L	5.0	2.5	5		10/13/15 03:29	16887-00-6	
Sulfate	**34.1**	mg/L	5.0	1.2	5		10/13/15 03:29	14808-79-8	
350.1 Ammonia	Analytical Method: EPA 350.1								
Nitrogen, Ammonia	ND	mg/L	0.10	0.046	1		10/14/15 13:18	7664-41-7	
353.2 Nitrogen, NO2/NO3 unpres	Analytical Method: EPA 353.2								
Nitrogen, Nitrate	**11.2**	mg/L	0.50	0.070	5		10/08/15 16:29		
Nitrogen, Nitrite	ND	mg/L	0.50	0.12	5		10/08/15 16:29		
Nitrogen, NO2 plus NO3	**11.2**	mg/L	0.50	0.070	5		10/08/15 16:29		
365.4 Total Phosphorus	Analytical Method: EPA 365.4								
Phosphorus as PO4	ND	mg/L	0.31		1		10/15/15 11:54		
Total Carbon Dioxide Calc	Analytical Method: SM 4500-CO2 D								
Carbon Dioxide Calculation	**335**	mg/L	20.0	20.0	1		10/16/15 00:00		
5310C TOC	Analytical Method: SM 5310C								
Total Organic Carbon	**3.5**	mg/L	1.0	0.46	1		10/14/15 00:38	7440-44-0	

REPORT OF LABORATORY ANALYSIS

This report shall not be reproduced, except in full,
without the written consent of Pace Analytical Services, Inc..

Pace Analytical Services, Inc.
9608 Loiret Blvd.
Lenexa, KS 66219
(913)599-5665

ANALYTICAL RESULTS

Project: FORT SMITH AR
Pace Project No.: 60204563

Sample: DUP-09-201510 **Lab ID: 60204563007** Collected: 10/07/15 12:59 Received: 10/08/15 10:45 Matrix: Water

Parameters	Results	Units	Report Limit	MDL	DF	Prepared	Analyzed	CAS No.	Qual
8260 MSV	Analytical Method: EPA 5030B/8260								
Acetone	**2.3J**	ug/L	10.0	1.9	1		10/10/15 00:27	67-64-1	
Benzene	ND	ug/L	1.0	0.060	1		10/10/15 00:27	71-43-2	
Bromodichloromethane	ND	ug/L	1.0	0.19	1		10/10/15 00:27	75-27-4	
Bromoform	ND	ug/L	1.0	0.070	1		10/10/15 00:27	75-25-2	
Bromomethane	**1.1J**	ug/L	5.0	0.16	1		10/10/15 00:27	74-83-9	
2-Butanone (MEK)	ND	ug/L	10.0	0.59	1		10/10/15 00:27	78-93-3	
Carbon disulfide	ND	ug/L	5.0	0.12	1		10/10/15 00:27	75-15-0	
Carbon tetrachloride	ND	ug/L	1.0	0.18	1		10/10/15 00:27	56-23-5	
Chlorobenzene	ND	ug/L	1.0	0.21	1		10/10/15 00:27	108-90-7	
Chloroethane	**0.83J**	ug/L	1.0	0.15	1		10/10/15 00:27	75-00-3	
Chloroform	**0.17J**	ug/L	1.0	0.14	1		10/10/15 00:27	67-66-3	
Chloromethane	ND	ug/L	1.0	0.080	1		10/10/15 00:27	74-87-3	
Dibromochloromethane	ND	ug/L	1.0	0.21	1		10/10/15 00:27	124-48-1	
1,1-Dichloroethane	**0.24J**	ug/L	1.0	0.050	1		10/10/15 00:27	75-34-3	
1,2-Dichloroethane	ND	ug/L	1.0	0.12	1		10/10/15 00:27	107-06-2	
1,1-Dichloroethene	**1.1**	ug/L	1.0	0.20	1		10/10/15 00:27	75-35-4	
cis-1,2-Dichloroethene	**26.8**	ug/L	1.0	0.080	1		10/10/15 00:27	156-59-2	
trans-1,2-Dichloroethene	**0.25J**	ug/L	1.0	0.20	1		10/10/15 00:27	156-60-5	
1,2-Dichloropropane	ND	ug/L	1.0	0.16	1		10/10/15 00:27	78-87-5	
cis-1,3-Dichloropropene	ND	ug/L	1.0	0.14	1		10/10/15 00:27	10061-01-5	
trans-1,3-Dichloropropene	ND	ug/L	1.0	0.12	1		10/10/15 00:27	10061-02-6	
Ethylbenzene	ND	ug/L	1.0	0.18	1		10/10/15 00:27	100-41-4	
2-Hexanone	ND	ug/L	10.0	1.2	1		10/10/15 00:27	591-78-6	
Methylene chloride	ND	ug/L	1.0	0.15	1		10/10/15 00:27	75-09-2	
4-Methyl-2-pentanone (MIBK)	ND	ug/L	10.0	0.42	1		10/10/15 00:27	108-10-1	
Styrene	ND	ug/L	1.0	0.12	1		10/10/15 00:27	100-42-5	
1,1,2,2-Tetrachloroethane	ND	ug/L	1.0	0.15	1		10/10/15 00:27	79-34-5	
Tetrachloroethene	**0.29J**	ug/L	1.0	0.10	1		10/10/15 00:27	127-18-4	
Toluene	ND	ug/L	1.0	0.17	1		10/10/15 00:27	108-88-3	
1,1,1-Trichloroethane	ND	ug/L	1.0	0.11	1		10/10/15 00:27	71-55-6	
1,1,2-Trichloroethane	ND	ug/L	1.0	0.20	1		10/10/15 00:27	79-00-5	
Trichloroethene	**55.2**	ug/L	1.0	0.17	1		10/10/15 00:27	79-01-6	
Vinyl chloride	**1.1**	ug/L	1.0	0.13	1		10/10/15 00:27	75-01-4	
Xylene (Total)	ND	ug/L	3.0	0.42	1		10/10/15 00:27	1330-20-7	
Surrogates									
4-Bromofluorobenzene (S)	96	%	80-120		1		10/10/15 00:27	460-00-4	
1,2-Dichloroethane-d4 (S)	97	%	80-120		1		10/10/15 00:27	17060-07-0	
Toluene-d8 (S)	103	%	80-120		1		10/10/15 00:27	2037-26-5	
Preservation pH	**1.0**		0.10	0.10	1		10/10/15 00:27		

REPORT OF LABORATORY ANALYSIS

This report shall not be reproduced, except in full,
without the written consent of Pace Analytical Services, Inc..

Pace Analytical Services, Inc.
9608 Loiret Blvd.
Lenexa, KS 66219
(913)599-5665

ANALYTICAL RESULTS

Project: FORT SMITH AR
Pace Project No.: 60204563

Sample: ITMW-20-201510 **Lab ID: 60204563008** Collected: 10/07/15 13:50 Received: 10/08/15 10:45 Matrix: Water

Parameters	Results	Units	Report Limit	MDL	DF	Prepared	Analyzed	CAS No.	Qual
Alcohol by Direct Inject GCFID	Analytical Method: EPA 8015 - Alcohol								
2-Chloroethanol	ND	ug/L	10000	1980	1		10/12/15 18:41	107-07-3	
6010 MET ICP	Analytical Method: EPA 6010 Preparation Method: EPA 3010								
Iron	**327**	ug/L	50.0	9.0	1	10/08/15 15:45	10/09/15 17:17	7439-89-6	
Manganese	**6.9**	ug/L	5.0	2.4	1	10/08/15 15:45	10/09/15 17:17	7439-96-5	
8260 MSV	Analytical Method: EPA 5030B/8260								
Acetone	ND	ug/L	10.0	1.9	1		10/09/15 22:46	67-64-1	M1
Benzene	ND	ug/L	1.0	0.060	1		10/09/15 22:46	71-43-2	
Bromodichloromethane	ND	ug/L	1.0	0.19	1		10/09/15 22:46	75-27-4	
Bromoform	ND	ug/L	1.0	0.070	1		10/09/15 22:46	75-25-2	
Bromomethane	ND	ug/L	5.0	0.16	1		10/09/15 22:46	74-83-9	R1
2-Butanone (MEK)	ND	ug/L	10.0	0.59	1		10/09/15 22:46	78-93-3	
Carbon disulfide	ND	ug/L	5.0	0.12	1		10/09/15 22:46	75-15-0	
Carbon tetrachloride	ND	ug/L	1.0	0.18	1		10/09/15 22:46	56-23-5	
Chlorobenzene	ND	ug/L	1.0	0.21	1		10/09/15 22:46	108-90-7	
Chloroethane	ND	ug/L	1.0	0.15	1		10/09/15 22:46	75-00-3	
Chloroform	ND	ug/L	1.0	0.14	1		10/09/15 22:46	67-66-3	M1
Chloromethane	**0.10J**	ug/L	1.0	0.080	1		10/09/15 22:46	74-87-3	
Dibromochloromethane	ND	ug/L	1.0	0.21	1		10/09/15 22:46	124-48-1	
1,1-Dichloroethane	ND	ug/L	1.0	0.050	1		10/09/15 22:46	75-34-3	
1,2-Dichloroethane	ND	ug/L	1.0	0.12	1		10/09/15 22:46	107-06-2	
1,1-Dichloroethene	ND	ug/L	1.0	0.20	1		10/09/15 22:46	75-35-4	
cis-1,2-Dichloroethene	ND	ug/L	1.0	0.080	1		10/09/15 22:46	156-59-2	
trans-1,2-Dichloroethene	ND	ug/L	1.0	0.20	1		10/09/15 22:46	156-60-5	
1,2-Dichloropropane	ND	ug/L	1.0	0.16	1		10/09/15 22:46	78-87-5	
cis-1,3-Dichloropropene	ND	ug/L	1.0	0.14	1		10/09/15 22:46	10061-01-5	
trans-1,3-Dichloropropene	ND	ug/L	1.0	0.12	1		10/09/15 22:46	10061-02-6	
Ethylbenzene	ND	ug/L	1.0	0.18	1		10/09/15 22:46	100-41-4	
2-Hexanone	ND	ug/L	10.0	1.2	1		10/09/15 22:46	591-78-6	
Methylene chloride	ND	ug/L	1.0	0.15	1		10/09/15 22:46	75-09-2	
4-Methyl-2-pentanone (MIBK)	ND	ug/L	10.0	0.42	1		10/09/15 22:46	108-10-1	
Styrene	ND	ug/L	1.0	0.12	1		10/09/15 22:46	100-42-5	R1
1,1,2,2-Tetrachloroethane	ND	ug/L	1.0	0.15	1		10/09/15 22:46	79-34-5	
Tetrachloroethene	ND	ug/L	1.0	0.10	1		10/09/15 22:46	127-18-4	
Toluene	ND	ug/L	1.0	0.17	1		10/09/15 22:46	108-88-3	
1,1,1-Trichloroethane	ND	ug/L	1.0	0.11	1		10/09/15 22:46	71-55-6	
1,1,2-Trichloroethane	ND	ug/L	1.0	0.20	1		10/09/15 22:46	79-00-5	
Trichloroethene	ND	ug/L	1.0	0.17	1		10/09/15 22:46	79-01-6	
Vinyl chloride	ND	ug/L	1.0	0.13	1		10/09/15 22:46	75-01-4	
Xylene (Total)	ND	ug/L	3.0	0.42	1		10/09/15 22:46	1330-20-7	
Surrogates									
4-Bromofluorobenzene (S)	98	%	80-120		1		10/09/15 22:46	460-00-4	
1,2-Dichloroethane-d4 (S)	96	%	80-120		1		10/09/15 22:46	17060-07-0	
Toluene-d8 (S)	100	%	80-120		1		10/09/15 22:46	2037-26-5	
Preservation pH	**1.0**		0.10	0.10	1		10/09/15 22:46		

REPORT OF LABORATORY ANALYSIS

This report shall not be reproduced, except in full,
without the written consent of Pace Analytical Services, Inc..

Pace Analytical Services, Inc.
9608 Loiret Blvd.
Lenexa, KS 66219
(913)599-5665

ANALYTICAL RESULTS

Project: FORT SMITH AR
Pace Project No.: 60204563

Sample: ITMW-20-201510 **Lab ID: 60204563008** Collected: 10/07/15 13:50 Received: 10/08/15 10:45 Matrix: Water

Parameters	Results	Units	Report Limit	MDL	DF	Prepared	Analyzed	CAS No.	Qual
2320B Alkalinity	Analytical Method: SM 2320B								
Alkalinity,Bicarbonate (CaCO3)	**63.1**	mg/L	20.0	2.0	1		10/12/15 10:16		
Alkalinity, Carbonate (CaCO3)	ND	mg/L	20.0	2.0	1		10/12/15 10:16		
Alkalinity, Total as CaCO3	**63.1**	mg/L	20.0	2.0	1		10/12/15 10:16		
Iron, Ferric (Calculation)	Analytical Method: SM 3500-Fe B#4								
Iron, Ferric	**0.33**	mg/L	0.20		1		10/15/15 00:00	7439-89-6	
4500H+ pH, Electrometric	Analytical Method: SM 4500-H+B								
pH at 25 Degrees C	**6.0**	Std. Units	0.10	0.10	1		10/15/15 00:00		H6
4500S2D Sulfide, Total	Analytical Method: SM 4500-S-2 D								
Sulfide, Total	ND	mg/L	0.050	0.012	1		10/13/15 07:50	18496-25-8	
300.0 IC Anions 28 Days	Analytical Method: EPA 300.0								
Chloride	**102**	mg/L	20.0	10.0	20		10/12/15 11:18	16887-00-6	
Sulfate	**16.9**	mg/L	2.0	0.47	2		10/13/15 03:45	14808-79-8	
350.1 Ammonia	Analytical Method: EPA 350.1								
Nitrogen, Ammonia	ND	mg/L	0.10	0.046	1		10/14/15 13:19	7664-41-7	M1
353.2 Nitrogen, NO2/NO3 unpres	Analytical Method: EPA 353.2								
Nitrogen, Nitrate	**0.77**	mg/L	0.10	0.014	1		10/08/15 15:59		
Nitrogen, Nitrite	ND	mg/L	0.10	0.023	1		10/08/15 15:59		
Nitrogen, NO2 plus NO3	**0.77**	mg/L	0.10	0.014	1		10/08/15 15:59		
365.4 Total Phosphorus	Analytical Method: EPA 365.4								
Phosphorus as PO4	ND	mg/L	0.31		1		10/15/15 12:00		
Total Carbon Dioxide Calc	Analytical Method: SM 4500-CO2 D								
Carbon Dioxide Calculation	**188**	mg/L	20.0	20.0	1		10/16/15 00:00		
5310C TOC	Analytical Method: SM 5310C								
Total Organic Carbon	ND	mg/L	1.0	0.46	1		10/14/15 11:44	7440-44-0	

REPORT OF LABORATORY ANALYSIS

This report shall not be reproduced, except in full,
without the written consent of Pace Analytical Services, Inc..

Pace Analytical Services, Inc.
9608 Loiret Blvd.
Lenexa, KS 66219
(913)599-5665

ANALYTICAL RESULTS

Project: FORT SMITH AR
Pace Project No.: 60204563

Sample: TB-14-20151 **Lab ID: 60204563009** Collected: 10/07/15 08:00 Received: 10/08/15 10:45 Matrix: Water

Parameters	Results	Units	Report Limit	MDL	DF	Prepared	Analyzed	CAS No.	Qual
8260 MSV	Analytical Method: EPA 5030B/8260								
Acetone	ND	ug/L	10.0	1.9	1		10/09/15 21:34	67-64-1	
Benzene	ND	ug/L	1.0	0.060	1		10/09/15 21:34	71-43-2	
Bromodichloromethane	ND	ug/L	1.0	0.19	1		10/09/15 21:34	75-27-4	
Bromoform	ND	ug/L	1.0	0.070	1		10/09/15 21:34	75-25-2	
Bromomethane	ND	ug/L	5.0	0.16	1		10/09/15 21:34	74-83-9	
2-Butanone (MEK)	ND	ug/L	10.0	0.59	1		10/09/15 21:34	78-93-3	
Carbon disulfide	ND	ug/L	5.0	0.12	1		10/09/15 21:34	75-15-0	
Carbon tetrachloride	ND	ug/L	1.0	0.18	1		10/09/15 21:34	56-23-5	
Chlorobenzene	ND	ug/L	1.0	0.21	1		10/09/15 21:34	108-90-7	
Chloroethane	ND	ug/L	1.0	0.15	1		10/09/15 21:34	75-00-3	
Chloroform	ND	ug/L	1.0	0.14	1		10/09/15 21:34	67-66-3	
Chloromethane	**0.16J**	ug/L	1.0	0.080	1		10/09/15 21:34	74-87-3	
Dibromochloromethane	ND	ug/L	1.0	0.21	1		10/09/15 21:34	124-48-1	
1,1-Dichloroethane	ND	ug/L	1.0	0.050	1		10/09/15 21:34	75-34-3	
1,2-Dichloroethane	ND	ug/L	1.0	0.12	1		10/09/15 21:34	107-06-2	
1,1-Dichloroethene	ND	ug/L	1.0	0.20	1		10/09/15 21:34	75-35-4	
cis-1,2-Dichloroethene	ND	ug/L	1.0	0.080	1		10/09/15 21:34	156-59-2	
trans-1,2-Dichloroethene	ND	ug/L	1.0	0.20	1		10/09/15 21:34	156-60-5	
1,2-Dichloropropane	ND	ug/L	1.0	0.16	1		10/09/15 21:34	78-87-5	
cis-1,3-Dichloropropene	ND	ug/L	1.0	0.14	1		10/09/15 21:34	10061-01-5	
trans-1,3-Dichloropropene	ND	ug/L	1.0	0.12	1		10/09/15 21:34	10061-02-6	
Ethylbenzene	ND	ug/L	1.0	0.18	1		10/09/15 21:34	100-41-4	
2-Hexanone	ND	ug/L	10.0	1.2	1		10/09/15 21:34	591-78-6	
Methylene chloride	ND	ug/L	1.0	0.15	1		10/09/15 21:34	75-09-2	
4-Methyl-2-pentanone (MIBK)	ND	ug/L	10.0	0.42	1		10/09/15 21:34	108-10-1	
Styrene	ND	ug/L	1.0	0.12	1		10/09/15 21:34	100-42-5	
1,1,2,2-Tetrachloroethane	ND	ug/L	1.0	0.15	1		10/09/15 21:34	79-34-5	
Tetrachloroethene	ND	ug/L	1.0	0.10	1		10/09/15 21:34	127-18-4	
Toluene	ND	ug/L	1.0	0.17	1		10/09/15 21:34	108-88-3	
1,1,1-Trichloroethane	ND	ug/L	1.0	0.11	1		10/09/15 21:34	71-55-6	
1,1,2-Trichloroethane	ND	ug/L	1.0	0.20	1		10/09/15 21:34	79-00-5	
Trichloroethene	ND	ug/L	1.0	0.17	1		10/09/15 21:34	79-01-6	
Vinyl chloride	ND	ug/L	1.0	0.13	1		10/09/15 21:34	75-01-4	
Xylene (Total)	ND	ug/L	3.0	0.42	1		10/09/15 21:34	1330-20-7	
Surrogates									
4-Bromofluorobenzene (S)	99	%	80-120		1		10/09/15 21:34	460-00-4	
1,2-Dichloroethane-d4 (S)	97	%	80-120		1		10/09/15 21:34	17060-07-0	
Toluene-d8 (S)	101	%	80-120		1		10/09/15 21:34	2037-26-5	
Preservation pH	**1.0**		0.10	0.10	1		10/09/15 21:34		

REPORT OF LABORATORY ANALYSIS

This report shall not be reproduced, except in full,
without the written consent of Pace Analytical Services, Inc..

Pace Analytical Services, Inc.
9608 Loiret Blvd.
Lenexa, KS 66219
(913)599-5665

ANALYTICAL RESULTS

Project: FORT SMITH AR
Pace Project No.: 60204563

Sample: ITMW-1-201510 **Lab ID: 60204563010** Collected: 10/07/15 13:50 Received: 10/08/15 10:45 Matrix: Water

Parameters	Results	Units	Report Limit	MDL	DF	Prepared	Analyzed	CAS No.	Qual
Alcohol by Direct Inject GCFID	Analytical Method: EPA 8015 - Alcohol								
2-Chloroethanol	ND	ug/L	10000	1980	1		10/13/15 16:53	107-07-3	
6010 MET ICP	Analytical Method: EPA 6010 Preparation Method: EPA 3010								
Iron	**12.2J**	ug/L	50.0	9.0	1	10/08/15 15:45	10/09/15 16:44	7439-89-6	
Manganese	**15.4**	ug/L	5.0	2.4	1	10/08/15 15:45	10/09/15 16:44	7439-96-5	
8260 MSV	Analytical Method: EPA 5030B/8260								
Acetone	ND	ug/L	10.0	1.9	1		10/09/15 23:00	67-64-1	
Benzene	ND	ug/L	1.0	0.060	1		10/09/15 23:00	71-43-2	
Bromodichloromethane	ND	ug/L	1.0	0.19	1		10/09/15 23:00	75-27-4	
Bromoform	ND	ug/L	1.0	0.070	1		10/09/15 23:00	75-25-2	
Bromomethane	ND	ug/L	5.0	0.16	1		10/09/15 23:00	74-83-9	
2-Butanone (MEK)	ND	ug/L	10.0	0.59	1		10/09/15 23:00	78-93-3	
Carbon disulfide	ND	ug/L	5.0	0.12	1		10/09/15 23:00	75-15-0	
Carbon tetrachloride	ND	ug/L	1.0	0.18	1		10/09/15 23:00	56-23-5	
Chlorobenzene	ND	ug/L	1.0	0.21	1		10/09/15 23:00	108-90-7	
Chloroethane	ND	ug/L	1.0	0.15	1		10/09/15 23:00	75-00-3	
Chloroform	ND	ug/L	1.0	0.14	1		10/09/15 23:00	67-66-3	
Chloromethane	**0.15J**	ug/L	1.0	0.080	1		10/09/15 23:00	74-87-3	
Dibromochloromethane	ND	ug/L	1.0	0.21	1		10/09/15 23:00	124-48-1	
1,1-Dichloroethane	**0.55J**	ug/L	1.0	0.050	1		10/09/15 23:00	75-34-3	
1,2-Dichloroethane	ND	ug/L	1.0	0.12	1		10/09/15 23:00	107-06-2	
1,1-Dichloroethene	ND	ug/L	1.0	0.20	1		10/09/15 23:00	75-35-4	
cis-1,2-Dichloroethene	**4.4**	ug/L	1.0	0.080	1		10/09/15 23:00	156-59-2	
trans-1,2-Dichloroethene	ND	ug/L	1.0	0.20	1		10/09/15 23:00	156-60-5	
1,2-Dichloropropane	ND	ug/L	1.0	0.16	1		10/09/15 23:00	78-87-5	
cis-1,3-Dichloropropene	ND	ug/L	1.0	0.14	1		10/09/15 23:00	10061-01-5	
trans-1,3-Dichloropropene	ND	ug/L	1.0	0.12	1		10/09/15 23:00	10061-02-6	
Ethylbenzene	ND	ug/L	1.0	0.18	1		10/09/15 23:00	100-41-4	
2-Hexanone	ND	ug/L	10.0	1.2	1		10/09/15 23:00	591-78-6	
Methylene chloride	ND	ug/L	1.0	0.15	1		10/09/15 23:00	75-09-2	
4-Methyl-2-pentanone (MIBK)	ND	ug/L	10.0	0.42	1		10/09/15 23:00	108-10-1	
Styrene	ND	ug/L	1.0	0.12	1		10/09/15 23:00	100-42-5	
1,1,2,2-Tetrachloroethane	ND	ug/L	1.0	0.15	1		10/09/15 23:00	79-34-5	
Tetrachloroethene	ND	ug/L	1.0	0.10	1		10/09/15 23:00	127-18-4	
Toluene	ND	ug/L	1.0	0.17	1		10/09/15 23:00	108-88-3	
1,1,1-Trichloroethane	ND	ug/L	1.0	0.11	1		10/09/15 23:00	71-55-6	
1,1,2-Trichloroethane	ND	ug/L	1.0	0.20	1		10/09/15 23:00	79-00-5	
Trichloroethene	**7.8**	ug/L	1.0	0.17	1		10/09/15 23:00	79-01-6	
Vinyl chloride	ND	ug/L	1.0	0.13	1		10/09/15 23:00	75-01-4	
Xylene (Total)	ND	ug/L	3.0	0.42	1		10/09/15 23:00	1330-20-7	
Surrogates									
4-Bromofluorobenzene (S)	99	%	80-120		1		10/09/15 23:00	460-00-4	
1,2-Dichloroethane-d4 (S)	96	%	80-120		1		10/09/15 23:00	17060-07-0	
Toluene-d8 (S)	103	%	80-120		1		10/09/15 23:00	2037-26-5	
Preservation pH	**1.0**		0.10	0.10	1		10/09/15 23:00		

REPORT OF LABORATORY ANALYSIS

This report shall not be reproduced, except in full,
without the written consent of Pace Analytical Services, Inc..

Pace Analytical Services, Inc.
9608 Loiret Blvd.
Lenexa, KS 66219
(913)599-5665

ANALYTICAL RESULTS

Project: FORT SMITH AR
Pace Project No.: 60204563

Sample: ITMW-1-201510 **Lab ID: 60204563010** Collected: 10/07/15 13:50 Received: 10/08/15 10:45 Matrix: Water

Parameters	Results	Units	Report Limit	MDL	DF	Prepared	Analyzed	CAS No.	Qual
2320B Alkalinity	Analytical Method: SM 2320B								
Alkalinity,Bicarbonate (CaCO3)	**67.6**	mg/L	20.0	2.0	1		10/12/15 10:24		
Alkalinity, Carbonate (CaCO3)	ND	mg/L	20.0	2.0	1		10/12/15 10:24		
Alkalinity, Total as CaCO3	**67.6**	mg/L	20.0	2.0	1		10/12/15 10:24		
Iron, Ferric (Calculation)	Analytical Method: SM 3500-Fe B#4								
Iron, Ferric	ND	mg/L	0.20		1		10/15/15 00:00	7439-89-6	
4500H+ pH, Electrometric	Analytical Method: SM 4500-H+B								
pH at 25 Degrees C	**6.0**	Std. Units	0.10	0.10	1		10/15/15 00:00		H6
4500S2D Sulfide, Total	Analytical Method: SM 4500-S-2 D								
Sulfide, Total	ND	mg/L	0.050	0.012	1		10/13/15 07:51	18496-25-8	
300.0 IC Anions 28 Days	Analytical Method: EPA 300.0								
Chloride	**81.5**	mg/L	10.0	5.0	10		10/13/15 05:22	16887-00-6	
Sulfate	**22.1**	mg/L	2.0	0.47	2		10/13/15 05:06	14808-79-8	
350.1 Ammonia	Analytical Method: EPA 350.1								
Nitrogen, Ammonia	ND	mg/L	0.10	0.046	1		10/14/15 13:21	7664-41-7	
353.2 Nitrogen, NO2/NO3 unpres	Analytical Method: EPA 353.2								
Nitrogen, Nitrate	**0.81**	mg/L	0.10	0.014	1		10/08/15 16:19		
Nitrogen, Nitrite	ND	mg/L	0.10	0.023	1		10/08/15 16:19		
Nitrogen, NO2 plus NO3	**0.81**	mg/L	0.10	0.014	1		10/08/15 16:19		
365.4 Total Phosphorus	Analytical Method: EPA 365.4								
Phosphorus as PO4	ND	mg/L	0.31		1		10/15/15 12:02		
Total Carbon Dioxide Calc	Analytical Method: SM 4500-CO2 D								
Carbon Dioxide Calculation	**211**	mg/L	20.0	20.0	1		10/16/15 00:00		
5310C TOC	Analytical Method: SM 5310C								
Total Organic Carbon	**0.51J**	mg/L	1.0	0.46	1		10/14/15 00:51	7440-44-0	

REPORT OF LABORATORY ANALYSIS

This report shall not be reproduced, except in full,
without the written consent of Pace Analytical Services, Inc..

Pace Analytical Services, Inc.
9608 Loiret Blvd.
Lenexa, KS 66219
(913)599-5665

ANALYTICAL RESULTS

Project: FORT SMITH AR
Pace Project No.: 60204563

Sample: MW-87-201510 **Lab ID: 60204563011** Collected: 10/07/15 15:37 Received: 10/08/15 10:45 Matrix: Water

Parameters	Results	Units	Report Limit	MDL	DF	Prepared	Analyzed	CAS No.	Qual
Alcohol by Direct Inject GCFID	Analytical Method: EPA 8015 - Alcohol								
2-Chloroethanol	ND	ug/L	10000	1980	1		10/13/15 17:04	107-07-3	
6010 MET ICP	Analytical Method: EPA 6010 Preparation Method: EPA 3010								
Iron	**128**	ug/L	50.0	9.0	1	10/08/15 15:45	10/09/15 16:46	7439-89-6	
Manganese	**28.7**	ug/L	5.0	2.4	1	10/08/15 15:45	10/09/15 16:46	7439-96-5	
8260 MSV	Analytical Method: EPA 5030B/8260								
Acetone	ND	ug/L	10.0	1.9	1		10/10/15 01:24	67-64-1	
Benzene	**0.11J**	ug/L	1.0	0.060	1		10/10/15 01:24	71-43-2	
Bromodichloromethane	ND	ug/L	1.0	0.19	1		10/10/15 01:24	75-27-4	
Bromoform	ND	ug/L	1.0	0.070	1		10/10/15 01:24	75-25-2	
Bromomethane	ND	ug/L	5.0	0.16	1		10/10/15 01:24	74-83-9	
2-Butanone (MEK)	ND	ug/L	10.0	0.59	1		10/10/15 01:24	78-93-3	
Carbon disulfide	ND	ug/L	5.0	0.12	1		10/10/15 01:24	75-15-0	
Carbon tetrachloride	ND	ug/L	1.0	0.18	1		10/10/15 01:24	56-23-5	
Chlorobenzene	ND	ug/L	1.0	0.21	1		10/10/15 01:24	108-90-7	
Chloroethane	ND	ug/L	1.0	0.15	1		10/10/15 01:24	75-00-3	
Chloroform	**0.31J**	ug/L	1.0	0.14	1		10/10/15 01:24	67-66-3	
Chloromethane	**0.13J**	ug/L	1.0	0.080	1		10/10/15 01:24	74-87-3	
Dibromochloromethane	ND	ug/L	1.0	0.21	1		10/10/15 01:24	124-48-1	
1,1-Dichloroethane	**2.4**	ug/L	1.0	0.050	1		10/10/15 01:24	75-34-3	
1,2-Dichloroethane	ND	ug/L	1.0	0.12	1		10/10/15 01:24	107-06-2	
1,1-Dichloroethene	**7.2**	ug/L	1.0	0.20	1		10/10/15 01:24	75-35-4	
cis-1,2-Dichloroethene	**54.5**	ug/L	1.0	0.080	1		10/10/15 01:24	156-59-2	
trans-1,2-Dichloroethene	**0.77J**	ug/L	1.0	0.20	1		10/10/15 01:24	156-60-5	
1,2-Dichloropropane	ND	ug/L	1.0	0.16	1		10/10/15 01:24	78-87-5	
cis-1,3-Dichloropropene	ND	ug/L	1.0	0.14	1		10/10/15 01:24	10061-01-5	
trans-1,3-Dichloropropene	ND	ug/L	1.0	0.12	1		10/10/15 01:24	10061-02-6	
Ethylbenzene	ND	ug/L	1.0	0.18	1		10/10/15 01:24	100-41-4	
2-Hexanone	ND	ug/L	10.0	1.2	1		10/10/15 01:24	591-78-6	
Methylene chloride	ND	ug/L	1.0	0.15	1		10/10/15 01:24	75-09-2	
4-Methyl-2-pentanone (MIBK)	ND	ug/L	10.0	0.42	1		10/10/15 01:24	108-10-1	
Styrene	ND	ug/L	1.0	0.12	1		10/10/15 01:24	100-42-5	
1,1,2,2-Tetrachloroethane	ND	ug/L	1.0	0.15	1		10/10/15 01:24	79-34-5	
Tetrachloroethene	**3.5**	ug/L	1.0	0.10	1		10/10/15 01:24	127-18-4	
Toluene	ND	ug/L	1.0	0.17	1		10/10/15 01:24	108-88-3	
1,1,1-Trichloroethane	ND	ug/L	1.0	0.11	1		10/10/15 01:24	71-55-6	
1,1,2-Trichloroethane	ND	ug/L	1.0	0.20	1		10/10/15 01:24	79-00-5	
Trichloroethene	**708**	ug/L	10.0	1.7	10		10/10/15 01:39	79-01-6	
Vinyl chloride	**0.31J**	ug/L	1.0	0.13	1		10/10/15 01:24	75-01-4	
Xylene (Total)	ND	ug/L	3.0	0.42	1		10/10/15 01:24	1330-20-7	
Surrogates									
4-Bromofluorobenzene (S)	95	%	80-120		1		10/10/15 01:24	460-00-4	
1,2-Dichloroethane-d4 (S)	98	%	80-120		1		10/10/15 01:24	17060-07-0	
Toluene-d8 (S)	102	%	80-120		1		10/10/15 01:24	2037-26-5	
Preservation pH	**1.0**		0.10	0.10	1		10/10/15 01:24		

REPORT OF LABORATORY ANALYSIS

This report shall not be reproduced, except in full,
without the written consent of Pace Analytical Services, Inc..

Pace Analytical Services, Inc.
9608 Loiret Blvd.
Lenexa, KS 66219
(913)599-5665

ANALYTICAL RESULTS

Project: FORT SMITH AR
Pace Project No.: 60204563

Sample: MW-87-201510 **Lab ID: 60204563011** Collected: 10/07/15 15:37 Received: 10/08/15 10:45 Matrix: Water

Parameters	Results	Units	Report Limit	MDL	DF	Prepared	Analyzed	CAS No.	Qual
2320B Alkalinity	Analytical Method: SM 2320B								
Alkalinity,Bicarbonate (CaCO3)	**54.7**	mg/L	20.0	2.0	1		10/12/15 10:27		
Alkalinity, Carbonate (CaCO3)	ND	mg/L	20.0	2.0	1		10/12/15 10:27		
Alkalinity, Total as CaCO3	**54.7**	mg/L	20.0	2.0	1		10/12/15 10:27		
Iron, Ferric (Calculation)	Analytical Method: SM 3500-Fe B#4								
Iron, Ferric	ND	mg/L	0.20		1		10/15/15 00:00	7439-89-6	
4500H+ pH, Electrometric	Analytical Method: SM 4500-H+B								
pH at 25 Degrees C	**5.8**	Std. Units	0.10	0.10	1		10/15/15 00:00		H6
4500S2D Sulfide, Total	Analytical Method: SM 4500-S-2 D								
Sulfide, Total	ND	mg/L	0.050	0.012	1		10/13/15 07:51	18496-25-8	
300.0 IC Anions 28 Days	Analytical Method: EPA 300.0								
Chloride	**61.0**	mg/L	5.0	2.5	5		10/13/15 05:54	16887-00-6	
Sulfate	**12.6**	mg/L	1.0	0.24	1		10/13/15 05:38	14808-79-8	
350.1 Ammonia	Analytical Method: EPA 350.1								
Nitrogen, Ammonia	ND	mg/L	0.10	0.046	1		10/14/15 13:24	7664-41-7	
353.2 Nitrogen, NO2/NO3 unpres	Analytical Method: EPA 353.2								
Nitrogen, Nitrate	**3.8**	mg/L	0.10	0.014	1		10/08/15 15:45		
Nitrogen, Nitrite	ND	mg/L	0.10	0.023	1		10/08/15 15:45		
Nitrogen, NO2 plus NO3	**3.8**	mg/L	0.10	0.014	1		10/08/15 15:45		
365.4 Total Phosphorus	Analytical Method: EPA 365.4								
Phosphorus as PO4	ND	mg/L	0.31		1		10/15/15 12:05		
Total Carbon Dioxide Calc	Analytical Method: SM 4500-CO2 D								
Carbon Dioxide Calculation	**234**	mg/L	20.0	20.0	1		10/16/15 00:00		
5310C TOC	Analytical Method: SM 5310C								
Total Organic Carbon	**0.62J**	mg/L	1.0	0.46	1		10/14/15 01:04	7440-44-0	

REPORT OF LABORATORY ANALYSIS

This report shall not be reproduced, except in full,
without the written consent of Pace Analytical Services, Inc..

Pace Analytical Services, Inc.
9608 Loiret Blvd.
Lenexa, KS 66219
(913)599-5665

ANALYTICAL RESULTS

Project: FORT SMITH AR
Pace Project No.: 60204563

Sample: MW-91-201510 **Lab ID: 60204563012** Collected: 10/07/15 16:43 Received: 10/08/15 10:45 Matrix: Water

Parameters	Results	Units	Report Limit	MDL	DF	Prepared	Analyzed	CAS No.	Qual
Alcohol by Direct Inject GCFID	Analytical Method: EPA 8015 - Alcohol								
2-Chloroethanol	ND	ug/L	10000	1980	1		10/13/15 17:15	107-07-3	
6010 MET ICP	Analytical Method: EPA 6010 Preparation Method: EPA 3010								
Iron	**148**	ug/L	50.0	9.0	1	10/08/15 15:45	10/09/15 16:48	7439-89-6	
Manganese	**241**	ug/L	5.0	2.4	1	10/08/15 15:45	10/09/15 16:48	7439-96-5	
8260 MSV	Analytical Method: EPA 5030B/8260								
Acetone	ND	ug/L	10.0	1.9	1		10/10/15 01:53	67-64-1	
Benzene	ND	ug/L	1.0	0.060	1		10/10/15 01:53	71-43-2	
Bromodichloromethane	ND	ug/L	1.0	0.19	1		10/10/15 01:53	75-27-4	
Bromoform	ND	ug/L	1.0	0.070	1		10/10/15 01:53	75-25-2	
Bromomethane	ND	ug/L	5.0	0.16	1		10/10/15 01:53	74-83-9	
2-Butanone (MEK)	ND	ug/L	10.0	0.59	1		10/10/15 01:53	78-93-3	
Carbon disulfide	ND	ug/L	5.0	0.12	1		10/10/15 01:53	75-15-0	
Carbon tetrachloride	ND	ug/L	1.0	0.18	1		10/10/15 01:53	56-23-5	
Chlorobenzene	ND	ug/L	1.0	0.21	1		10/10/15 01:53	108-90-7	
Chloroethane	ND	ug/L	1.0	0.15	1		10/10/15 01:53	75-00-3	
Chloroform	**0.21J**	ug/L	1.0	0.14	1		10/10/15 01:53	67-66-3	
Chloromethane	**0.19J**	ug/L	1.0	0.080	1		10/10/15 01:53	74-87-3	
Dibromochloromethane	ND	ug/L	1.0	0.21	1		10/10/15 01:53	124-48-1	
1,1-Dichloroethane	**1.3**	ug/L	1.0	0.050	1		10/10/15 01:53	75-34-3	
1,2-Dichloroethane	ND	ug/L	1.0	0.12	1		10/10/15 01:53	107-06-2	
1,1-Dichloroethene	**4.1**	ug/L	1.0	0.20	1		10/10/15 01:53	75-35-4	
cis-1,2-Dichloroethene	**35.2**	ug/L	1.0	0.080	1		10/10/15 01:53	156-59-2	
trans-1,2-Dichloroethene	**0.42J**	ug/L	1.0	0.20	1		10/10/15 01:53	156-60-5	
1,2-Dichloropropane	ND	ug/L	1.0	0.16	1		10/10/15 01:53	78-87-5	
cis-1,3-Dichloropropene	ND	ug/L	1.0	0.14	1		10/10/15 01:53	10061-01-5	
trans-1,3-Dichloropropene	ND	ug/L	1.0	0.12	1		10/10/15 01:53	10061-02-6	
Ethylbenzene	ND	ug/L	1.0	0.18	1		10/10/15 01:53	100-41-4	
2-Hexanone	ND	ug/L	10.0	1.2	1		10/10/15 01:53	591-78-6	
Methylene chloride	ND	ug/L	1.0	0.15	1		10/10/15 01:53	75-09-2	
4-Methyl-2-pentanone (MIBK)	ND	ug/L	10.0	0.42	1		10/10/15 01:53	108-10-1	
Styrene	ND	ug/L	1.0	0.12	1		10/10/15 01:53	100-42-5	
1,1,2,2-Tetrachloroethane	ND	ug/L	1.0	0.15	1		10/10/15 01:53	79-34-5	
Tetrachloroethene	**1.5**	ug/L	1.0	0.10	1		10/10/15 01:53	127-18-4	
Toluene	ND	ug/L	1.0	0.17	1		10/10/15 01:53	108-88-3	
1,1,1-Trichloroethane	ND	ug/L	1.0	0.11	1		10/10/15 01:53	71-55-6	
1,1,2-Trichloroethane	ND	ug/L	1.0	0.20	1		10/10/15 01:53	79-00-5	
Trichloroethene	**405**	ug/L	5.0	0.85	5		10/10/15 02:08	79-01-6	
Vinyl chloride	**0.17J**	ug/L	1.0	0.13	1		10/10/15 01:53	75-01-4	
Xylene (Total)	ND	ug/L	3.0	0.42	1		10/10/15 01:53	1330-20-7	
Surrogates									
4-Bromofluorobenzene (S)	97	%	80-120		1		10/10/15 01:53	460-00-4	
1,2-Dichloroethane-d4 (S)	98	%	80-120		1		10/10/15 01:53	17060-07-0	
Toluene-d8 (S)	101	%	80-120		1		10/10/15 01:53	2037-26-5	
Preservation pH	**1.0**		0.10	0.10	1		10/10/15 01:53		

REPORT OF LABORATORY ANALYSIS

This report shall not be reproduced, except in full,
without the written consent of Pace Analytical Services, Inc..

Pace Analytical Services, Inc.
9608 Loiret Blvd.
Lenexa, KS 66219
(913)599-5665

ANALYTICAL RESULTS

Project: FORT SMITH AR
Pace Project No.: 60204563

Sample: MW-91-201510 **Lab ID: 60204563012** Collected: 10/07/15 16:43 Received: 10/08/15 10:45 Matrix: Water

Parameters	Results	Units	Report Limit	MDL	DF	Prepared	Analyzed	CAS No.	Qual
2320B Alkalinity	Analytical Method: SM 2320B								
Alkalinity,Bicarbonate (CaCO3)	**103**	mg/L	20.0	2.0	1		10/12/15 10:30		
Alkalinity, Carbonate (CaCO3)	ND	mg/L	20.0	2.0	1		10/12/15 10:30		
Alkalinity, Total as CaCO3	**103**	mg/L	20.0	2.0	1		10/12/15 10:30		
Iron, Ferric (Calculation)	Analytical Method: SM 3500-Fe B#4								
Iron, Ferric	ND	mg/L	0.20		1		10/15/15 00:00	7439-89-6	
4500H+ pH, Electrometric	Analytical Method: SM 4500-H+B								
pH at 25 Degrees C	**5.8**	Std. Units	0.10	0.10	1		10/15/15 00:00		H6
4500S2D Sulfide, Total	Analytical Method: SM 4500-S-2 D								
Sulfide, Total	ND	mg/L	0.050	0.012	1		10/13/15 07:51	18496-25-8	
300.0 IC Anions 28 Days	Analytical Method: EPA 300.0								
Chloride	**43.3**	mg/L	5.0	2.5	5		10/13/15 06:27	16887-00-6	
Sulfate	**12.3**	mg/L	1.0	0.24	1		10/13/15 06:11	14808-79-8	
350.1 Ammonia	Analytical Method: EPA 350.1								
Nitrogen, Ammonia	ND	mg/L	0.10	0.046	1		10/14/15 13:27	7664-41-7	
353.2 Nitrogen, NO2/NO3 unpres	Analytical Method: EPA 353.2								
Nitrogen, Nitrate	**3.3**	mg/L	0.10	0.014	1		10/08/15 15:46		
Nitrogen, Nitrite	ND	mg/L	0.10	0.023	1		10/08/15 15:46		
Nitrogen, NO2 plus NO3	**3.3**	mg/L	0.10	0.014	1		10/08/15 15:46		
365.4 Total Phosphorus	Analytical Method: EPA 365.4								
Phosphorus as PO4	ND	mg/L	0.31		1		10/15/15 12:06		
Total Carbon Dioxide Calc	Analytical Method: SM 4500-CO2 D								
Carbon Dioxide Calculation	**381**	mg/L	20.0	20.0	1		10/16/15 00:00		
5310C TOC	Analytical Method: SM 5310C								
Total Organic Carbon	**0.67J**	mg/L	1.0	0.46	1		10/14/15 01:17	7440-44-0	

REPORT OF LABORATORY ANALYSIS

This report shall not be reproduced, except in full,
without the written consent of Pace Analytical Services, Inc..

Pace Analytical Services, Inc.
9608 Loiret Blvd.
Lenexa, KS 66219
(913)599-5665

ANALYTICAL RESULTS

Project: FORT SMITH AR
Pace Project No.: 60204563

Sample: DUP-08-2015 **Lab ID: 60204563013** Collected: 10/07/15 16:43 Received: 10/08/15 10:45 Matrix: Water

Parameters	Results	Units	Report Limit	MDL	DF	Prepared	Analyzed	CAS No.	Qual
8260 MSV	Analytical Method: EPA 5030B/8260								
Acetone	ND	ug/L	10.0	1.9	1		10/10/15 00:41	67-64-1	
Benzene	ND	ug/L	1.0	0.060	1		10/10/15 00:41	71-43-2	
Bromodichloromethane	ND	ug/L	1.0	0.19	1		10/10/15 00:41	75-27-4	
Bromoform	ND	ug/L	1.0	0.070	1		10/10/15 00:41	75-25-2	
Bromomethane	ND	ug/L	5.0	0.16	1		10/10/15 00:41	74-83-9	
2-Butanone (MEK)	ND	ug/L	10.0	0.59	1		10/10/15 00:41	78-93-3	
Carbon disulfide	ND	ug/L	5.0	0.12	1		10/10/15 00:41	75-15-0	
Carbon tetrachloride	ND	ug/L	1.0	0.18	1		10/10/15 00:41	56-23-5	
Chlorobenzene	ND	ug/L	1.0	0.21	1		10/10/15 00:41	108-90-7	
Chloroethane	ND	ug/L	1.0	0.15	1		10/10/15 00:41	75-00-3	
Chloroform	**0.23J**	ug/L	1.0	0.14	1		10/10/15 00:41	67-66-3	
Chloromethane	**0.084J**	ug/L	1.0	0.080	1		10/10/15 00:41	74-87-3	
Dibromochloromethane	ND	ug/L	1.0	0.21	1		10/10/15 00:41	124-48-1	
1,1-Dichloroethane	**1.4**	ug/L	1.0	0.050	1		10/10/15 00:41	75-34-3	
1,2-Dichloroethane	ND	ug/L	1.0	0.12	1		10/10/15 00:41	107-06-2	
1,1-Dichloroethene	**4.0**	ug/L	1.0	0.20	1		10/10/15 00:41	75-35-4	
cis-1,2-Dichloroethene	**35.7**	ug/L	1.0	0.080	1		10/10/15 00:41	156-59-2	
trans-1,2-Dichloroethene	**0.37J**	ug/L	1.0	0.20	1		10/10/15 00:41	156-60-5	
1,2-Dichloropropane	ND	ug/L	1.0	0.16	1		10/10/15 00:41	78-87-5	
cis-1,3-Dichloropropene	ND	ug/L	1.0	0.14	1		10/10/15 00:41	10061-01-5	
trans-1,3-Dichloropropene	ND	ug/L	1.0	0.12	1		10/10/15 00:41	10061-02-6	
Ethylbenzene	ND	ug/L	1.0	0.18	1		10/10/15 00:41	100-41-4	
2-Hexanone	ND	ug/L	10.0	1.2	1		10/10/15 00:41	591-78-6	
Methylene chloride	ND	ug/L	1.0	0.15	1		10/10/15 00:41	75-09-2	
4-Methyl-2-pentanone (MIBK)	ND	ug/L	10.0	0.42	1		10/10/15 00:41	108-10-1	
Styrene	ND	ug/L	1.0	0.12	1		10/10/15 00:41	100-42-5	
1,1,2,2-Tetrachloroethane	ND	ug/L	1.0	0.15	1		10/10/15 00:41	79-34-5	
Tetrachloroethene	**1.7**	ug/L	1.0	0.10	1		10/10/15 00:41	127-18-4	
Toluene	ND	ug/L	1.0	0.17	1		10/10/15 00:41	108-88-3	
1,1,1-Trichloroethane	ND	ug/L	1.0	0.11	1		10/10/15 00:41	71-55-6	
1,1,2-Trichloroethane	ND	ug/L	1.0	0.20	1		10/10/15 00:41	79-00-5	
Trichloroethene	**442**	ug/L	10.0	1.7	10		10/12/15 13:31	79-01-6	
Vinyl chloride	**0.19J**	ug/L	1.0	0.13	1		10/10/15 00:41	75-01-4	
Xylene (Total)	ND	ug/L	3.0	0.42	1		10/10/15 00:41	1330-20-7	
Surrogates									
4-Bromofluorobenzene (S)	97	%	80-120		1		10/10/15 00:41	460-00-4	
1,2-Dichloroethane-d4 (S)	96	%	80-120		1		10/10/15 00:41	17060-07-0	
Toluene-d8 (S)	100	%	80-120		1		10/10/15 00:41	2037-26-5	
Preservation pH	**1.0**		0.10	0.10	1		10/10/15 00:41		

REPORT OF LABORATORY ANALYSIS

This report shall not be reproduced, except in full,
without the written consent of Pace Analytical Services, Inc..

Pace Analytical Services, Inc.
9608 Loiret Blvd.
Lenexa, KS 66219
(913)599-5665

ANALYTICAL RESULTS

Project: FORT SMITH AR
Pace Project No.: 60204563

Sample: MW-28-201510 **Lab ID: 60204563014** Collected: 10/07/15 15:50 Received: 10/08/15 10:45 Matrix: Water

Parameters	Results	Units	Report Limit	MDL	DF	Prepared	Analyzed	CAS No.	Qual
Alcohol by Direct Inject GCFID	Analytical Method: EPA 8015 - Alcohol								
2-Chloroethanol	ND	ug/L	10000	1980	1		10/12/15 18:52	107-07-3	
6010 MET ICP	Analytical Method: EPA 6010 Preparation Method: EPA 3010								
Iron	**354**	ug/L	50.0	9.0	1	10/08/15 15:45	10/09/15 17:24	7439-89-6	
Manganese	**53.2**	ug/L	5.0	2.4	1	10/08/15 15:45	10/09/15 17:24	7439-96-5	
8260 MSV	Analytical Method: EPA 5030B/8260								
Acetone	ND	ug/L	10.0	1.9	1		10/09/15 23:15	67-64-1	M1
Benzene	ND	ug/L	1.0	0.060	1		10/09/15 23:15	71-43-2	
Bromodichloromethane	ND	ug/L	1.0	0.19	1		10/09/15 23:15	75-27-4	
Bromoform	ND	ug/L	1.0	0.070	1		10/09/15 23:15	75-25-2	
Bromomethane	ND	ug/L	5.0	0.16	1		10/09/15 23:15	74-83-9	
2-Butanone (MEK)	ND	ug/L	10.0	0.59	1		10/09/15 23:15	78-93-3	
Carbon disulfide	ND	ug/L	5.0	0.12	1		10/09/15 23:15	75-15-0	
Carbon tetrachloride	ND	ug/L	1.0	0.18	1		10/09/15 23:15	56-23-5	
Chlorobenzene	ND	ug/L	1.0	0.21	1		10/09/15 23:15	108-90-7	
Chloroethane	ND	ug/L	1.0	0.15	1		10/09/15 23:15	75-00-3	
Chloroform	ND	ug/L	1.0	0.14	1		10/09/15 23:15	67-66-3	M1
Chloromethane	**0.11J**	ug/L	1.0	0.080	1		10/09/15 23:15	74-87-3	
Dibromochloromethane	ND	ug/L	1.0	0.21	1		10/09/15 23:15	124-48-1	
1,1-Dichloroethane	ND	ug/L	1.0	0.050	1		10/09/15 23:15	75-34-3	
1,2-Dichloroethane	ND	ug/L	1.0	0.12	1		10/09/15 23:15	107-06-2	
1,1-Dichloroethene	ND	ug/L	1.0	0.20	1		10/09/15 23:15	75-35-4	
cis-1,2-Dichloroethene	ND	ug/L	1.0	0.080	1		10/09/15 23:15	156-59-2	
trans-1,2-Dichloroethene	ND	ug/L	1.0	0.20	1		10/09/15 23:15	156-60-5	
1,2-Dichloropropane	ND	ug/L	1.0	0.16	1		10/09/15 23:15	78-87-5	
cis-1,3-Dichloropropene	ND	ug/L	1.0	0.14	1		10/09/15 23:15	10061-01-5	
trans-1,3-Dichloropropene	ND	ug/L	1.0	0.12	1		10/09/15 23:15	10061-02-6	
Ethylbenzene	ND	ug/L	1.0	0.18	1		10/09/15 23:15	100-41-4	
2-Hexanone	ND	ug/L	10.0	1.2	1		10/09/15 23:15	591-78-6	
Methylene chloride	ND	ug/L	1.0	0.15	1		10/09/15 23:15	75-09-2	
4-Methyl-2-pentanone (MIBK)	ND	ug/L	10.0	0.42	1		10/09/15 23:15	108-10-1	
Styrene	ND	ug/L	1.0	0.12	1		10/09/15 23:15	100-42-5	
1,1,2,2-Tetrachloroethane	ND	ug/L	1.0	0.15	1		10/09/15 23:15	79-34-5	
Tetrachloroethene	ND	ug/L	1.0	0.10	1		10/09/15 23:15	127-18-4	
Toluene	ND	ug/L	1.0	0.17	1		10/09/15 23:15	108-88-3	
1,1,1-Trichloroethane	ND	ug/L	1.0	0.11	1		10/09/15 23:15	71-55-6	
1,1,2-Trichloroethane	ND	ug/L	1.0	0.20	1		10/09/15 23:15	79-00-5	M1,R1
Trichloroethene	ND	ug/L	1.0	0.17	1		10/09/15 23:15	79-01-6	
Vinyl chloride	ND	ug/L	1.0	0.13	1		10/09/15 23:15	75-01-4	
Xylene (Total)	ND	ug/L	3.0	0.42	1		10/09/15 23:15	1330-20-7	
Surrogates									
4-Bromofluorobenzene (S)	100	%	80-120		1		10/09/15 23:15	460-00-4	
1,2-Dichloroethane-d4 (S)	99	%	80-120		1		10/09/15 23:15	17060-07-0	
Toluene-d8 (S)	100	%	80-120		1		10/09/15 23:15	2037-26-5	
Preservation pH	**1.0**		0.10	0.10	1		10/09/15 23:15		

REPORT OF LABORATORY ANALYSIS

This report shall not be reproduced, except in full,
without the written consent of Pace Analytical Services, Inc..

Pace Analytical Services, Inc.
9608 Loiret Blvd.
Lenexa, KS 66219
(913)599-5665

ANALYTICAL RESULTS

Project: FORT SMITH AR
Pace Project No.: 60204563

Sample: MW-28-201510 **Lab ID: 60204563014** Collected: 10/07/15 15:50 Received: 10/08/15 10:45 Matrix: Water

Parameters	Results	Units	Report Limit	MDL	DF	Prepared	Analyzed	CAS No.	Qual
2320B Alkalinity	Analytical Method: SM 2320B								
Alkalinity,Bicarbonate (CaCO3)	**82.8**	mg/L	20.0	2.0	1		10/12/15 10:33		
Alkalinity, Carbonate (CaCO3)	ND	mg/L	20.0	2.0	1		10/12/15 10:33		
Alkalinity, Total as CaCO3	**82.8**	mg/L	20.0	2.0	1		10/12/15 10:33		
Iron, Ferric (Calculation)	Analytical Method: SM 3500-Fe B#4								
Iron, Ferric	**0.35**	mg/L	0.20		1		10/15/15 00:00	7439-89-6	
4500H+ pH, Electrometric	Analytical Method: SM 4500-H+B								
pH at 25 Degrees C	**6.2**	Std. Units	0.10	0.10	1		10/15/15 00:00		H6
4500S2D Sulfide, Total	Analytical Method: SM 4500-S-2 D								
Sulfide, Total	ND	mg/L	0.050	0.012	1		10/13/15 07:52	18496-25-8	
300.0 IC Anions 28 Days	Analytical Method: EPA 300.0								
Chloride	**19.1**	mg/L	2.0	1.0	2		10/14/15 05:00	16887-00-6	
Sulfate	**41.7**	mg/L	5.0	1.2	5		10/14/15 14:19	14808-79-8	
350.1 Ammonia	Analytical Method: EPA 350.1								
Nitrogen, Ammonia	ND	mg/L	0.10	0.046	1		10/14/15 13:45	7664-41-7	M1
353.2 Nitrogen, NO2/NO3 unpres	Analytical Method: EPA 353.2								
Nitrogen, Nitrate	**0.13**	mg/L	0.10	0.014	1		10/08/15 16:01		
Nitrogen, Nitrite	ND	mg/L	0.10	0.023	1		10/08/15 16:01		
Nitrogen, NO2 plus NO3	**0.13**	mg/L	0.10	0.014	1		10/08/15 16:01		
365.4 Total Phosphorus	Analytical Method: EPA 365.4								
Phosphorus as PO4	ND	mg/L	0.31		1		10/15/15 12:07		
Total Carbon Dioxide Calc	Analytical Method: SM 4500-CO2 D								
Carbon Dioxide Calculation	**173**	mg/L	20.0	20.0	1		10/16/15 00:00		
5310C TOC	Analytical Method: SM 5310C								
Total Organic Carbon	**0.61J**	mg/L	1.0	0.46	1		10/14/15 18:03	7440-44-0	B

REPORT OF LABORATORY ANALYSIS

This report shall not be reproduced, except in full,
without the written consent of Pace Analytical Services, Inc..

Pace Analytical Services, Inc.
9608 Loiret Blvd.
Lenexa, KS 66219
(913)599-5665

ANALYTICAL RESULTS

Project: FORT SMITH AR
Pace Project No.: 60204563

Sample: EB-03-201510 **Lab ID: 60204563015** Collected: 10/07/15 17:25 Received: 10/08/15 10:45 Matrix: Water

Parameters	Results	Units	Report Limit	MDL	DF	Prepared	Analyzed	CAS No.	Qual
8260 MSV	Analytical Method: EPA 5030B/8260								
Acetone	ND	ug/L	10.0	1.9	1		10/09/15 22:17	67-64-1	
Benzene	ND	ug/L	1.0	0.060	1		10/09/15 22:17	71-43-2	
Bromodichloromethane	ND	ug/L	1.0	0.19	1		10/09/15 22:17	75-27-4	
Bromoform	ND	ug/L	1.0	0.070	1		10/09/15 22:17	75-25-2	
Bromomethane	ND	ug/L	5.0	0.16	1		10/09/15 22:17	74-83-9	
2-Butanone (MEK)	ND	ug/L	10.0	0.59	1		10/09/15 22:17	78-93-3	
Carbon disulfide	ND	ug/L	5.0	0.12	1		10/09/15 22:17	75-15-0	
Carbon tetrachloride	ND	ug/L	1.0	0.18	1		10/09/15 22:17	56-23-5	
Chlorobenzene	ND	ug/L	1.0	0.21	1		10/09/15 22:17	108-90-7	
Chloroethane	ND	ug/L	1.0	0.15	1		10/09/15 22:17	75-00-3	
Chloroform	ND	ug/L	1.0	0.14	1		10/09/15 22:17	67-66-3	
Chloromethane	ND	ug/L	1.0	0.080	1		10/09/15 22:17	74-87-3	
Dibromochloromethane	ND	ug/L	1.0	0.21	1		10/09/15 22:17	124-48-1	
1,1-Dichloroethane	ND	ug/L	1.0	0.050	1		10/09/15 22:17	75-34-3	
1,2-Dichloroethane	ND	ug/L	1.0	0.12	1		10/09/15 22:17	107-06-2	
1,1-Dichloroethene	ND	ug/L	1.0	0.20	1		10/09/15 22:17	75-35-4	
cis-1,2-Dichloroethene	ND	ug/L	1.0	0.080	1		10/09/15 22:17	156-59-2	
trans-1,2-Dichloroethene	ND	ug/L	1.0	0.20	1		10/09/15 22:17	156-60-5	
1,2-Dichloropropane	ND	ug/L	1.0	0.16	1		10/09/15 22:17	78-87-5	
cis-1,3-Dichloropropene	ND	ug/L	1.0	0.14	1		10/09/15 22:17	10061-01-5	
trans-1,3-Dichloropropene	ND	ug/L	1.0	0.12	1		10/09/15 22:17	10061-02-6	
Ethylbenzene	ND	ug/L	1.0	0.18	1		10/09/15 22:17	100-41-4	
2-Hexanone	ND	ug/L	10.0	1.2	1		10/09/15 22:17	591-78-6	
Methylene chloride	ND	ug/L	1.0	0.15	1		10/09/15 22:17	75-09-2	
4-Methyl-2-pentanone (MIBK)	ND	ug/L	10.0	0.42	1		10/09/15 22:17	108-10-1	
Styrene	ND	ug/L	1.0	0.12	1		10/09/15 22:17	100-42-5	
1,1,2,2-Tetrachloroethane	ND	ug/L	1.0	0.15	1		10/09/15 22:17	79-34-5	
Tetrachloroethene	ND	ug/L	1.0	0.10	1		10/09/15 22:17	127-18-4	
Toluene	ND	ug/L	1.0	0.17	1		10/09/15 22:17	108-88-3	
1,1,1-Trichloroethane	ND	ug/L	1.0	0.11	1		10/09/15 22:17	71-55-6	
1,1,2-Trichloroethane	ND	ug/L	1.0	0.20	1		10/09/15 22:17	79-00-5	
Trichloroethene	ND	ug/L	1.0	0.17	1		10/09/15 22:17	79-01-6	
Vinyl chloride	ND	ug/L	1.0	0.13	1		10/09/15 22:17	75-01-4	
Xylene (Total)	ND	ug/L	3.0	0.42	1		10/09/15 22:17	1330-20-7	
Surrogates									
4-Bromofluorobenzene (S)	98	%	80-120		1		10/09/15 22:17	460-00-4	
1,2-Dichloroethane-d4 (S)	98	%	80-120		1		10/09/15 22:17	17060-07-0	
Toluene-d8 (S)	101	%	80-120		1		10/09/15 22:17	2037-26-5	
Preservation pH	**1.0**		0.10	0.10	1		10/09/15 22:17		

REPORT OF LABORATORY ANALYSIS

This report shall not be reproduced, except in full,
without the written consent of Pace Analytical Services, Inc..

Pace Analytical Services, Inc.
9608 Loiret Blvd.
Lenexa, KS 66219
(913)599-5665

ANALYTICAL RESULTS

Project: FORT SMITH AR
Pace Project No.: 60204563

Sample: EB-08-201510 **Lab ID: 60204563016** Collected: 10/07/15 17:30 Received: 10/08/15 10:45 Matrix: Water

Parameters	Results	Units	Report Limit	MDL	DF	Prepared	Analyzed	CAS No.	Qual
8260 MSV	Analytical Method: EPA 5030B/8260								
Acetone	ND	ug/L	10.0	1.9	1		10/09/15 22:31	67-64-1	
Benzene	ND	ug/L	1.0	0.060	1		10/09/15 22:31	71-43-2	
Bromodichloromethane	ND	ug/L	1.0	0.19	1		10/09/15 22:31	75-27-4	
Bromoform	ND	ug/L	1.0	0.070	1		10/09/15 22:31	75-25-2	
Bromomethane	ND	ug/L	5.0	0.16	1		10/09/15 22:31	74-83-9	
2-Butanone (MEK)	ND	ug/L	10.0	0.59	1		10/09/15 22:31	78-93-3	
Carbon disulfide	ND	ug/L	5.0	0.12	1		10/09/15 22:31	75-15-0	
Carbon tetrachloride	ND	ug/L	1.0	0.18	1		10/09/15 22:31	56-23-5	
Chlorobenzene	ND	ug/L	1.0	0.21	1		10/09/15 22:31	108-90-7	
Chloroethane	ND	ug/L	1.0	0.15	1		10/09/15 22:31	75-00-3	
Chloroform	ND	ug/L	1.0	0.14	1		10/09/15 22:31	67-66-3	
Chloromethane	**0.093J**	ug/L	1.0	0.080	1		10/09/15 22:31	74-87-3	
Dibromochloromethane	ND	ug/L	1.0	0.21	1		10/09/15 22:31	124-48-1	
1,1-Dichloroethane	ND	ug/L	1.0	0.050	1		10/09/15 22:31	75-34-3	
1,2-Dichloroethane	ND	ug/L	1.0	0.12	1		10/09/15 22:31	107-06-2	
1,1-Dichloroethene	ND	ug/L	1.0	0.20	1		10/09/15 22:31	75-35-4	
cis-1,2-Dichloroethene	ND	ug/L	1.0	0.080	1		10/09/15 22:31	156-59-2	
trans-1,2-Dichloroethene	ND	ug/L	1.0	0.20	1		10/09/15 22:31	156-60-5	
1,2-Dichloropropane	ND	ug/L	1.0	0.16	1		10/09/15 22:31	78-87-5	
cis-1,3-Dichloropropene	ND	ug/L	1.0	0.14	1		10/09/15 22:31	10061-01-5	
trans-1,3-Dichloropropene	ND	ug/L	1.0	0.12	1		10/09/15 22:31	10061-02-6	
Ethylbenzene	ND	ug/L	1.0	0.18	1		10/09/15 22:31	100-41-4	
2-Hexanone	ND	ug/L	10.0	1.2	1		10/09/15 22:31	591-78-6	
Methylene chloride	ND	ug/L	1.0	0.15	1		10/09/15 22:31	75-09-2	
4-Methyl-2-pentanone (MIBK)	ND	ug/L	10.0	0.42	1		10/09/15 22:31	108-10-1	
Styrene	ND	ug/L	1.0	0.12	1		10/09/15 22:31	100-42-5	
1,1,2,2-Tetrachloroethane	ND	ug/L	1.0	0.15	1		10/09/15 22:31	79-34-5	
Tetrachloroethene	ND	ug/L	1.0	0.10	1		10/09/15 22:31	127-18-4	
Toluene	ND	ug/L	1.0	0.17	1		10/09/15 22:31	108-88-3	
1,1,1-Trichloroethane	ND	ug/L	1.0	0.11	1		10/09/15 22:31	71-55-6	
1,1,2-Trichloroethane	ND	ug/L	1.0	0.20	1		10/09/15 22:31	79-00-5	
Trichloroethene	ND	ug/L	1.0	0.17	1		10/09/15 22:31	79-01-6	
Vinyl chloride	ND	ug/L	1.0	0.13	1		10/09/15 22:31	75-01-4	
Xylene (Total)	ND	ug/L	3.0	0.42	1		10/09/15 22:31	1330-20-7	
Surrogates									
4-Bromofluorobenzene (S)	95	%	80-120		1		10/09/15 22:31	460-00-4	
1,2-Dichloroethane-d4 (S)	97	%	80-120		1		10/09/15 22:31	17060-07-0	
Toluene-d8 (S)	101	%	80-120		1		10/09/15 22:31	2037-26-5	
Preservation pH	**1.0**		0.10	0.10	1		10/09/15 22:31		

REPORT OF LABORATORY ANALYSIS

This report shall not be reproduced, except in full,
without the written consent of Pace Analytical Services, Inc..

Pace Analytical Services, Inc.
9608 Loiret Blvd.
Lenexa, KS 66219
(913)599-5665

ANALYTICAL RESULTS

Project: FORT SMITH AR
Pace Project No.: 60204563

Sample: MW-29-201510 **Lab ID: 60204563017** Collected: 10/07/15 16:00 Received: 10/08/15 10:45 Matrix: Water

Parameters	Results	Units	Report Limit	MDL	DF	Prepared	Analyzed	CAS No.	Qual
Alcohol by Direct Inject GCFID	Analytical Method: EPA 8015 - Alcohol								
2-Chloroethanol	ND	ug/L	10000	1980	1		10/13/15 18:02	107-07-3	
6010 MET ICP	Analytical Method: EPA 6010 Preparation Method: EPA 3010								
Iron	**69.8**	ug/L	50.0	9.0	1	10/08/15 15:45	10/09/15 16:51	7439-89-6	
Manganese	**242**	ug/L	5.0	2.4	1	10/08/15 15:45	10/09/15 16:51	7439-96-5	
8260 MSV	Analytical Method: EPA 5030B/8260								
Acetone	ND	ug/L	10.0	1.9	1		10/09/15 23:29	67-64-1	
Benzene	**0.12J**	ug/L	1.0	0.060	1		10/09/15 23:29	71-43-2	
Bromodichloromethane	ND	ug/L	1.0	0.19	1		10/09/15 23:29	75-27-4	
Bromoform	ND	ug/L	1.0	0.070	1		10/09/15 23:29	75-25-2	
Bromomethane	ND	ug/L	5.0	0.16	1		10/09/15 23:29	74-83-9	
2-Butanone (MEK)	ND	ug/L	10.0	0.59	1		10/09/15 23:29	78-93-3	
Carbon disulfide	ND	ug/L	5.0	0.12	1		10/09/15 23:29	75-15-0	
Carbon tetrachloride	ND	ug/L	1.0	0.18	1		10/09/15 23:29	56-23-5	
Chlorobenzene	**4.1**	ug/L	1.0	0.21	1		10/09/15 23:29	108-90-7	
Chloroethane	ND	ug/L	1.0	0.15	1		10/09/15 23:29	75-00-3	
Chloroform	ND	ug/L	1.0	0.14	1		10/09/15 23:29	67-66-3	
Chloromethane	ND	ug/L	1.0	0.080	1		10/09/15 23:29	74-87-3	
Dibromochloromethane	ND	ug/L	1.0	0.21	1		10/09/15 23:29	124-48-1	
1,1-Dichloroethane	ND	ug/L	1.0	0.050	1		10/09/15 23:29	75-34-3	
1,2-Dichloroethane	ND	ug/L	1.0	0.12	1		10/09/15 23:29	107-06-2	
1,1-Dichloroethene	ND	ug/L	1.0	0.20	1		10/09/15 23:29	75-35-4	
cis-1,2-Dichloroethene	ND	ug/L	1.0	0.080	1		10/09/15 23:29	156-59-2	
trans-1,2-Dichloroethene	ND	ug/L	1.0	0.20	1		10/09/15 23:29	156-60-5	
1,2-Dichloropropane	ND	ug/L	1.0	0.16	1		10/09/15 23:29	78-87-5	
cis-1,3-Dichloropropene	ND	ug/L	1.0	0.14	1		10/09/15 23:29	10061-01-5	
trans-1,3-Dichloropropene	ND	ug/L	1.0	0.12	1		10/09/15 23:29	10061-02-6	
Ethylbenzene	ND	ug/L	1.0	0.18	1		10/09/15 23:29	100-41-4	
2-Hexanone	ND	ug/L	10.0	1.2	1		10/09/15 23:29	591-78-6	
Methylene chloride	ND	ug/L	1.0	0.15	1		10/09/15 23:29	75-09-2	
4-Methyl-2-pentanone (MIBK)	ND	ug/L	10.0	0.42	1		10/09/15 23:29	108-10-1	
Styrene	ND	ug/L	1.0	0.12	1		10/09/15 23:29	100-42-5	
1,1,2,2-Tetrachloroethane	ND	ug/L	1.0	0.15	1		10/09/15 23:29	79-34-5	
Tetrachloroethene	ND	ug/L	1.0	0.10	1		10/09/15 23:29	127-18-4	
Toluene	ND	ug/L	1.0	0.17	1		10/09/15 23:29	108-88-3	
1,1,1-Trichloroethane	ND	ug/L	1.0	0.11	1		10/09/15 23:29	71-55-6	
1,1,2-Trichloroethane	ND	ug/L	1.0	0.20	1		10/09/15 23:29	79-00-5	
Trichloroethene	ND	ug/L	1.0	0.17	1		10/09/15 23:29	79-01-6	
Vinyl chloride	ND	ug/L	1.0	0.13	1		10/09/15 23:29	75-01-4	
Xylene (Total)	ND	ug/L	3.0	0.42	1		10/09/15 23:29	1330-20-7	
Surrogates									
4-Bromofluorobenzene (S)	98	%	80-120		1		10/09/15 23:29	460-00-4	
1,2-Dichloroethane-d4 (S)	96	%	80-120		1		10/09/15 23:29	17060-07-0	
Toluene-d8 (S)	101	%	80-120		1		10/09/15 23:29	2037-26-5	
Preservation pH	**1.0**		0.10	0.10	1		10/09/15 23:29		

REPORT OF LABORATORY ANALYSIS

This report shall not be reproduced, except in full,
without the written consent of Pace Analytical Services, Inc..

Pace Analytical Services, Inc.
9608 Loiret Blvd.
Lenexa, KS 66219
(913)599-5665

ANALYTICAL RESULTS

Project: FORT SMITH AR
Pace Project No.: 60204563

Sample: MW-29-201510 **Lab ID: 60204563017** Collected: 10/07/15 16:00 Received: 10/08/15 10:45 Matrix: Water

Parameters	Results	Units	Report Limit	MDL	DF	Prepared	Analyzed	CAS No.	Qual
2320B Alkalinity	Analytical Method: SM 2320B								
Alkalinity,Bicarbonate (CaCO3)	**6.7J**	mg/L	20.0	2.0	1		10/12/15 10:49		
Alkalinity, Carbonate (CaCO3)	ND	mg/L	20.0	2.0	1		10/12/15 10:49		
Alkalinity, Total as CaCO3	**6.7J**	mg/L	20.0	2.0	1		10/12/15 10:49		
Iron, Ferric (Calculation)	Analytical Method: SM 3500-Fe B#4								
Iron, Ferric	ND	mg/L	0.20		1		10/15/15 00:00	7439-89-6	
4500H+ pH, Electrometric	Analytical Method: SM 4500-H+B								
pH at 25 Degrees C	**4.8**	Std. Units	0.10	0.10	1		10/15/15 00:00		H6
4500S2D Sulfide, Total	Analytical Method: SM 4500-S-2 D								
Sulfide, Total	ND	mg/L	0.050	0.012	1		10/13/15 07:52	18496-25-8	
300.0 IC Anions 28 Days	Analytical Method: EPA 300.0								
Chloride	**122**	mg/L	20.0	10.0	20		10/12/15 13:27	16887-00-6	
Sulfate	**44.5**	mg/L	5.0	1.2	5		10/13/15 06:43	14808-79-8	
350.1 Ammonia	Analytical Method: EPA 350.1								
Nitrogen, Ammonia	ND	mg/L	0.10	0.046	1		10/14/15 13:28	7664-41-7	
353.2 Nitrogen, NO2/NO3 unpres	Analytical Method: EPA 353.2								
Nitrogen, Nitrate	**2.4**	mg/L	0.10	0.014	1		10/08/15 15:47		
Nitrogen, Nitrite	ND	mg/L	0.10	0.023	1		10/08/15 15:47		
Nitrogen, NO2 plus NO3	**2.4**	mg/L	0.10	0.014	1		10/08/15 15:47		
365.4 Total Phosphorus	Analytical Method: EPA 365.4								
Phosphorus as PO4	ND	mg/L	0.31		1		10/15/15 12:09		
Total Carbon Dioxide Calc	Analytical Method: SM 4500-CO2 D								
Carbon Dioxide Calculation	ND	mg/L	20.0	20.0	1		10/16/15 00:00		
5310C TOC	Analytical Method: SM 5310C								
Total Organic Carbon	**0.49J**	mg/L	1.0	0.46	1		10/14/15 12:10	7440-44-0	B

REPORT OF LABORATORY ANALYSIS

This report shall not be reproduced, except in full,
without the written consent of Pace Analytical Services, Inc..

Pace Analytical Services, Inc.
9608 Loiret Blvd.
Lenexa, KS 66219
(913)599-5665

ANALYTICAL RESULTS

Project: FORT SMITH AR
Pace Project No.: 60204563

Sample: TB-15-201510 **Lab ID: 60204563018** Collected: 10/07/15 08:00 Received: 10/08/15 10:45 Matrix: Water

Parameters	Results	Units	Report Limit	MDL	DF	Prepared	Analyzed	CAS No.	Qual
8260 MSV	Analytical Method: EPA 5030B/8260								
Acetone	ND	ug/L	10.0	1.9	1		10/09/15 21:48	67-64-1	
Benzene	ND	ug/L	1.0	0.060	1		10/09/15 21:48	71-43-2	
Bromodichloromethane	ND	ug/L	1.0	0.19	1		10/09/15 21:48	75-27-4	
Bromoform	ND	ug/L	1.0	0.070	1		10/09/15 21:48	75-25-2	
Bromomethane	ND	ug/L	5.0	0.16	1		10/09/15 21:48	74-83-9	
2-Butanone (MEK)	ND	ug/L	10.0	0.59	1		10/09/15 21:48	78-93-3	
Carbon disulfide	ND	ug/L	5.0	0.12	1		10/09/15 21:48	75-15-0	
Carbon tetrachloride	ND	ug/L	1.0	0.18	1		10/09/15 21:48	56-23-5	
Chlorobenzene	ND	ug/L	1.0	0.21	1		10/09/15 21:48	108-90-7	
Chloroethane	ND	ug/L	1.0	0.15	1		10/09/15 21:48	75-00-3	
Chloroform	ND	ug/L	1.0	0.14	1		10/09/15 21:48	67-66-3	
Chloromethane	**0.16J**	ug/L	1.0	0.080	1		10/09/15 21:48	74-87-3	
Dibromochloromethane	ND	ug/L	1.0	0.21	1		10/09/15 21:48	124-48-1	
1,1-Dichloroethane	ND	ug/L	1.0	0.050	1		10/09/15 21:48	75-34-3	
1,2-Dichloroethane	ND	ug/L	1.0	0.12	1		10/09/15 21:48	107-06-2	
1,1-Dichloroethene	ND	ug/L	1.0	0.20	1		10/09/15 21:48	75-35-4	
cis-1,2-Dichloroethene	ND	ug/L	1.0	0.080	1		10/09/15 21:48	156-59-2	
trans-1,2-Dichloroethene	ND	ug/L	1.0	0.20	1		10/09/15 21:48	156-60-5	
1,2-Dichloropropane	ND	ug/L	1.0	0.16	1		10/09/15 21:48	78-87-5	
cis-1,3-Dichloropropene	ND	ug/L	1.0	0.14	1		10/09/15 21:48	10061-01-5	
trans-1,3-Dichloropropene	ND	ug/L	1.0	0.12	1		10/09/15 21:48	10061-02-6	
Ethylbenzene	ND	ug/L	1.0	0.18	1		10/09/15 21:48	100-41-4	
2-Hexanone	ND	ug/L	10.0	1.2	1		10/09/15 21:48	591-78-6	
Methylene chloride	ND	ug/L	1.0	0.15	1		10/09/15 21:48	75-09-2	
4-Methyl-2-pentanone (MIBK)	ND	ug/L	10.0	0.42	1		10/09/15 21:48	108-10-1	
Styrene	ND	ug/L	1.0	0.12	1		10/09/15 21:48	100-42-5	
1,1,2,2-Tetrachloroethane	ND	ug/L	1.0	0.15	1		10/09/15 21:48	79-34-5	
Tetrachloroethene	ND	ug/L	1.0	0.10	1		10/09/15 21:48	127-18-4	
Toluene	ND	ug/L	1.0	0.17	1		10/09/15 21:48	108-88-3	
1,1,1-Trichloroethane	ND	ug/L	1.0	0.11	1		10/09/15 21:48	71-55-6	
1,1,2-Trichloroethane	ND	ug/L	1.0	0.20	1		10/09/15 21:48	79-00-5	
Trichloroethene	ND	ug/L	1.0	0.17	1		10/09/15 21:48	79-01-6	
Vinyl chloride	ND	ug/L	1.0	0.13	1		10/09/15 21:48	75-01-4	
Xylene (Total)	ND	ug/L	3.0	0.42	1		10/09/15 21:48	1330-20-7	
Surrogates									
4-Bromofluorobenzene (S)	96	%	80-120		1		10/09/15 21:48	460-00-4	
1,2-Dichloroethane-d4 (S)	97	%	80-120		1		10/09/15 21:48	17060-07-0	
Toluene-d8 (S)	102	%	80-120		1		10/09/15 21:48	2037-26-5	
Preservation pH	**1.0**		0.10	0.10	1		10/09/15 21:48		

REPORT OF LABORATORY ANALYSIS

This report shall not be reproduced, except in full,
without the written consent of Pace Analytical Services, Inc..

Pace Analytical Services, Inc.
9608 Loiret Blvd.
Lenexa, KS 66219
(913)599-5665

ANALYTICAL RESULTS

Project: FORT SMITH AR
Pace Project No.: 60204563

Sample: ITMW-6-201510 **Lab ID: 60204563019** Collected: 10/07/15 15:45 Received: 10/08/15 10:45 Matrix: Water

Parameters	Results	Units	Report Limit	MDL	DF	Prepared	Analyzed	CAS No.	Qual
Alcohol by Direct Inject GCFID	Analytical Method: EPA 8015 - Alcohol								
2-Chloroethanol	ND	ug/L	10000	1980	1		10/13/15 19:31	107-07-3	
6010 MET ICP	Analytical Method: EPA 6010 Preparation Method: EPA 3010								
Iron	**227**	ug/L	50.0	9.0	1	10/08/15 15:45	10/09/15 16:53	7439-89-6	
Manganese	**405**	ug/L	5.0	2.4	1	10/08/15 15:45	10/09/15 16:53	7439-96-5	
8260 MSV	Analytical Method: EPA 5030B/8260								
Acetone	ND	ug/L	10.0	1.9	1		10/09/15 23:43	67-64-1	
Benzene	ND	ug/L	1.0	0.060	1		10/09/15 23:43	71-43-2	
Bromodichloromethane	ND	ug/L	1.0	0.19	1		10/09/15 23:43	75-27-4	
Bromoform	ND	ug/L	1.0	0.070	1		10/09/15 23:43	75-25-2	
Bromomethane	ND	ug/L	5.0	0.16	1		10/09/15 23:43	74-83-9	
2-Butanone (MEK)	ND	ug/L	10.0	0.59	1		10/09/15 23:43	78-93-3	
Carbon disulfide	ND	ug/L	5.0	0.12	1		10/09/15 23:43	75-15-0	
Carbon tetrachloride	ND	ug/L	1.0	0.18	1		10/09/15 23:43	56-23-5	
Chlorobenzene	ND	ug/L	1.0	0.21	1		10/09/15 23:43	108-90-7	
Chloroethane	ND	ug/L	1.0	0.15	1		10/09/15 23:43	75-00-3	
Chloroform	ND	ug/L	1.0	0.14	1		10/09/15 23:43	67-66-3	
Chloromethane	ND	ug/L	1.0	0.080	1		10/09/15 23:43	74-87-3	
Dibromochloromethane	ND	ug/L	1.0	0.21	1		10/09/15 23:43	124-48-1	
1,1-Dichloroethane	**4.3**	ug/L	1.0	0.050	1		10/09/15 23:43	75-34-3	
1,2-Dichloroethane	ND	ug/L	1.0	0.12	1		10/09/15 23:43	107-06-2	
1,1-Dichloroethene	**0.53J**	ug/L	1.0	0.20	1		10/09/15 23:43	75-35-4	
cis-1,2-Dichloroethene	**5.5**	ug/L	1.0	0.080	1		10/09/15 23:43	156-59-2	
trans-1,2-Dichloroethene	ND	ug/L	1.0	0.20	1		10/09/15 23:43	156-60-5	
1,2-Dichloropropane	ND	ug/L	1.0	0.16	1		10/09/15 23:43	78-87-5	
cis-1,3-Dichloropropene	ND	ug/L	1.0	0.14	1		10/09/15 23:43	10061-01-5	
trans-1,3-Dichloropropene	ND	ug/L	1.0	0.12	1		10/09/15 23:43	10061-02-6	
Ethylbenzene	ND	ug/L	1.0	0.18	1		10/09/15 23:43	100-41-4	
2-Hexanone	ND	ug/L	10.0	1.2	1		10/09/15 23:43	591-78-6	
Methylene chloride	ND	ug/L	1.0	0.15	1		10/09/15 23:43	75-09-2	
4-Methyl-2-pentanone (MIBK)	ND	ug/L	10.0	0.42	1		10/09/15 23:43	108-10-1	
Styrene	ND	ug/L	1.0	0.12	1		10/09/15 23:43	100-42-5	
1,1,2,2-Tetrachloroethane	ND	ug/L	1.0	0.15	1		10/09/15 23:43	79-34-5	
Tetrachloroethene	ND	ug/L	1.0	0.10	1		10/09/15 23:43	127-18-4	
Toluene	ND	ug/L	1.0	0.17	1		10/09/15 23:43	108-88-3	
1,1,1-Trichloroethane	ND	ug/L	1.0	0.11	1		10/09/15 23:43	71-55-6	
1,1,2-Trichloroethane	ND	ug/L	1.0	0.20	1		10/09/15 23:43	79-00-5	
Trichloroethene	**3.1**	ug/L	1.0	0.17	1		10/09/15 23:43	79-01-6	
Vinyl chloride	**0.21J**	ug/L	1.0	0.13	1		10/09/15 23:43	75-01-4	
Xylene (Total)	ND	ug/L	3.0	0.42	1		10/09/15 23:43	1330-20-7	
Surrogates									
4-Bromofluorobenzene (S)	98	%	80-120		1		10/09/15 23:43	460-00-4	
1,2-Dichloroethane-d4 (S)	97	%	80-120		1		10/09/15 23:43	17060-07-0	
Toluene-d8 (S)	101	%	80-120		1		10/09/15 23:43	2037-26-5	
Preservation pH	**1.0**		0.10	0.10	1		10/09/15 23:43		

REPORT OF LABORATORY ANALYSIS

This report shall not be reproduced, except in full,
without the written consent of Pace Analytical Services, Inc..

Pace Analytical Services, Inc.
9608 Loiret Blvd.
Lenexa, KS 66219
(913)599-5665

ANALYTICAL RESULTS

Project: FORT SMITH AR
Pace Project No.: 60204563

Sample: ITMW-6-201510 **Lab ID: 60204563019** Collected: 10/07/15 15:45 Received: 10/08/15 10:45 Matrix: Water

Parameters	Results	Units	Report Limit	MDL	DF	Prepared	Analyzed	CAS No.	Qual
2320B Alkalinity	Analytical Method: SM 2320B								
Alkalinity,Bicarbonate (CaCO3)	**125**	mg/L	20.0	2.0	1		10/12/15 10:52		
Alkalinity, Carbonate (CaCO3)	ND	mg/L	20.0	2.0	1		10/12/15 10:52		
Alkalinity, Total as CaCO3	**125**	mg/L	20.0	2.0	1		10/12/15 10:52		
Iron, Ferric (Calculation)	Analytical Method: SM 3500-Fe B#4								
Iron, Ferric	ND	mg/L	0.20		1		10/15/15 00:00	7439-89-6	
4500H+ pH, Electrometric	Analytical Method: SM 4500-H+B								
pH at 25 Degrees C	**6.0**	Std. Units	0.10	0.10	1		10/15/15 00:00		H6
4500S2D Sulfide, Total	Analytical Method: SM 4500-S-2 D								
Sulfide, Total	ND	mg/L	0.050	0.012	1		10/13/15 07:52	18496-25-8	
300.0 IC Anions 28 Days	Analytical Method: EPA 300.0								
Chloride	**119**	mg/L	20.0	10.0	20		10/12/15 13:44	16887-00-6	
Sulfate	**92.7**	mg/L	20.0	4.7	20		10/12/15 13:44	14808-79-8	
350.1 Ammonia	Analytical Method: EPA 350.1								
Nitrogen, Ammonia	ND	mg/L	0.10	0.046	1		10/14/15 13:29	7664-41-7	
353.2 Nitrogen, NO2/NO3 unpres	Analytical Method: EPA 353.2								
Nitrogen, Nitrate	**25.5**	mg/L	1.0	0.14	10		10/08/15 16:20		
Nitrogen, Nitrite	ND	mg/L	1.0	0.23	10		10/08/15 16:20		
Nitrogen, NO2 plus NO3	**25.5**	mg/L	1.0	0.14	10		10/08/15 16:20		
365.4 Total Phosphorus	Analytical Method: EPA 365.4								
Phosphorus as PO4	ND	mg/L	0.31		1		10/15/15 12:13		
Total Carbon Dioxide Calc	Analytical Method: SM 4500-CO2 D								
Carbon Dioxide Calculation	**361**	mg/L	20.0	20.0	1		10/16/15 00:00		
5310C TOC	Analytical Method: SM 5310C								
Total Organic Carbon	**0.58J**	mg/L	1.0	0.46	1		10/14/15 12:36	7440-44-0	B

REPORT OF LABORATORY ANALYSIS

This report shall not be reproduced, except in full,
without the written consent of Pace Analytical Services, Inc..

Pace Analytical Services, Inc.
9608 Loiret Blvd.
Lenexa, KS 66219
(913)599-5665

ANALYTICAL RESULTS

Project: FORT SMITH AR
Pace Project No.: 60204563

Sample: TB-16-201510 **Lab ID: 60204563020** Collected: 10/07/15 08:00 Received: 10/08/15 10:45 Matrix: Water

Parameters	Results	Units	Report Limit	MDL	DF	Prepared	Analyzed	CAS No.	Qual
8260 MSV	Analytical Method: EPA 5030B/8260								
Acetone	ND	ug/L	10.0	1.9	1		10/09/15 22:03	67-64-1	
Benzene	ND	ug/L	1.0	0.060	1		10/09/15 22:03	71-43-2	
Bromodichloromethane	ND	ug/L	1.0	0.19	1		10/09/15 22:03	75-27-4	
Bromoform	ND	ug/L	1.0	0.070	1		10/09/15 22:03	75-25-2	
Bromomethane	ND	ug/L	5.0	0.16	1		10/09/15 22:03	74-83-9	
2-Butanone (MEK)	ND	ug/L	10.0	0.59	1		10/09/15 22:03	78-93-3	
Carbon disulfide	ND	ug/L	5.0	0.12	1		10/09/15 22:03	75-15-0	
Carbon tetrachloride	ND	ug/L	1.0	0.18	1		10/09/15 22:03	56-23-5	
Chlorobenzene	ND	ug/L	1.0	0.21	1		10/09/15 22:03	108-90-7	
Chloroethane	ND	ug/L	1.0	0.15	1		10/09/15 22:03	75-00-3	
Chloroform	ND	ug/L	1.0	0.14	1		10/09/15 22:03	67-66-3	
Chloromethane	**0.29J**	ug/L	1.0	0.080	1		10/09/15 22:03	74-87-3	
Dibromochloromethane	ND	ug/L	1.0	0.21	1		10/09/15 22:03	124-48-1	
1,1-Dichloroethane	ND	ug/L	1.0	0.050	1		10/09/15 22:03	75-34-3	
1,2-Dichloroethane	ND	ug/L	1.0	0.12	1		10/09/15 22:03	107-06-2	
1,1-Dichloroethene	ND	ug/L	1.0	0.20	1		10/09/15 22:03	75-35-4	
cis-1,2-Dichloroethene	ND	ug/L	1.0	0.080	1		10/09/15 22:03	156-59-2	
trans-1,2-Dichloroethene	ND	ug/L	1.0	0.20	1		10/09/15 22:03	156-60-5	
1,2-Dichloropropane	ND	ug/L	1.0	0.16	1		10/09/15 22:03	78-87-5	
cis-1,3-Dichloropropene	ND	ug/L	1.0	0.14	1		10/09/15 22:03	10061-01-5	
trans-1,3-Dichloropropene	ND	ug/L	1.0	0.12	1		10/09/15 22:03	10061-02-6	
Ethylbenzene	ND	ug/L	1.0	0.18	1		10/09/15 22:03	100-41-4	
2-Hexanone	ND	ug/L	10.0	1.2	1		10/09/15 22:03	591-78-6	
Methylene chloride	ND	ug/L	1.0	0.15	1		10/09/15 22:03	75-09-2	
4-Methyl-2-pentanone (MIBK)	ND	ug/L	10.0	0.42	1		10/09/15 22:03	108-10-1	
Styrene	ND	ug/L	1.0	0.12	1		10/09/15 22:03	100-42-5	
1,1,2,2-Tetrachloroethane	ND	ug/L	1.0	0.15	1		10/09/15 22:03	79-34-5	
Tetrachloroethene	ND	ug/L	1.0	0.10	1		10/09/15 22:03	127-18-4	
Toluene	ND	ug/L	1.0	0.17	1		10/09/15 22:03	108-88-3	
1,1,1-Trichloroethane	ND	ug/L	1.0	0.11	1		10/09/15 22:03	71-55-6	
1,1,2-Trichloroethane	ND	ug/L	1.0	0.20	1		10/09/15 22:03	79-00-5	
Trichloroethene	ND	ug/L	1.0	0.17	1		10/09/15 22:03	79-01-6	
Vinyl chloride	ND	ug/L	1.0	0.13	1		10/09/15 22:03	75-01-4	
Xylene (Total)	ND	ug/L	3.0	0.42	1		10/09/15 22:03	1330-20-7	
Surrogates									
4-Bromofluorobenzene (S)	98	%	80-120		1		10/09/15 22:03	460-00-4	
1,2-Dichloroethane-d4 (S)	96	%	80-120		1		10/09/15 22:03	17060-07-0	
Toluene-d8 (S)	102	%	80-120		1		10/09/15 22:03	2037-26-5	
Preservation pH	**1.0**		0.10	0.10	1		10/09/15 22:03		

REPORT OF LABORATORY ANALYSIS

This report shall not be reproduced, except in full,
without the written consent of Pace Analytical Services, Inc..

Pace Analytical Services, Inc.
9608 Loiret Blvd.
Lenexa, KS 66219
(913)599-5665

ANALYTICAL RESULTS

Project: FORT SMITH AR
Pace Project No.: 60204563

Sample: MW-35R-201510 **Lab ID: 60204563021** Collected: 10/07/15 09:55 Received: 10/08/15 10:45 Matrix: Water

Parameters	Results	Units	Report Limit	MDL	DF	Prepared	Analyzed	CAS No.	Qual
Alcohol by Direct Inject GCFID	Analytical Method: EPA 8015 - Alcohol								
2-Chloroethanol	ND	ug/L	10000	1980	1		10/13/15 19:42	107-07-3	
6010 MET ICP	Analytical Method: EPA 6010 Preparation Method: EPA 3010								
Iron	**127**	ug/L	50.0	9.0	1	10/08/15 15:45	10/09/15 16:55	7439-89-6	
Manganese	**80.0**	ug/L	5.0	2.4	1	10/08/15 15:45	10/09/15 16:55	7439-96-5	
8260 MSV	Analytical Method: EPA 5030B/8260								
Acetone	**21.6**	ug/L	10.0	1.9	1		10/12/15 16:39	67-64-1	L1
Benzene	ND	ug/L	1.0	0.060	1		10/12/15 16:39	71-43-2	
Bromodichloromethane	ND	ug/L	1.0	0.19	1		10/12/15 16:39	75-27-4	
Bromoform	**0.18J**	ug/L	1.0	0.070	1		10/12/15 16:39	75-25-2	
Bromomethane	**23.0**	ug/L	5.0	0.16	1		10/12/15 16:39	74-83-9	
2-Butanone (MEK)	ND	ug/L	10.0	0.59	1		10/12/15 16:39	78-93-3	
Carbon disulfide	ND	ug/L	5.0	0.12	1		10/12/15 16:39	75-15-0	
Carbon tetrachloride	ND	ug/L	1.0	0.18	1		10/12/15 16:39	56-23-5	
Chlorobenzene	ND	ug/L	1.0	0.21	1		10/12/15 16:39	108-90-7	
Chloroethane	ND	ug/L	1.0	0.15	1		10/12/15 16:39	75-00-3	
Chloroform	**0.15J**	ug/L	1.0	0.14	1		10/12/15 16:39	67-66-3	
Chloromethane	**14.7**	ug/L	1.0	0.080	1		10/12/15 16:39	74-87-3	
Dibromochloromethane	ND	ug/L	1.0	0.21	1		10/12/15 16:39	124-48-1	
1,1-Dichloroethane	ND	ug/L	1.0	0.050	1		10/12/15 16:39	75-34-3	
1,2-Dichloroethane	ND	ug/L	1.0	0.12	1		10/12/15 16:39	107-06-2	
1,1-Dichloroethene	ND	ug/L	1.0	0.20	1		10/12/15 16:39	75-35-4	
cis-1,2-Dichloroethene	**0.58J**	ug/L	1.0	0.080	1		10/12/15 16:39	156-59-2	
trans-1,2-Dichloroethene	ND	ug/L	1.0	0.20	1		10/12/15 16:39	156-60-5	
1,2-Dichloropropane	ND	ug/L	1.0	0.16	1		10/12/15 16:39	78-87-5	
cis-1,3-Dichloropropene	ND	ug/L	1.0	0.14	1		10/12/15 16:39	10061-01-5	
trans-1,3-Dichloropropene	ND	ug/L	1.0	0.12	1		10/12/15 16:39	10061-02-6	
Ethylbenzene	ND	ug/L	1.0	0.18	1		10/12/15 16:39	100-41-4	
2-Hexanone	ND	ug/L	10.0	1.2	1		10/12/15 16:39	591-78-6	
Methylene chloride	ND	ug/L	1.0	0.15	1		10/12/15 16:39	75-09-2	
4-Methyl-2-pentanone (MIBK)	ND	ug/L	10.0	0.42	1		10/12/15 16:39	108-10-1	
Styrene	ND	ug/L	1.0	0.12	1		10/12/15 16:39	100-42-5	
1,1,2,2-Tetrachloroethane	ND	ug/L	1.0	0.15	1		10/12/15 16:39	79-34-5	
Tetrachloroethene	ND	ug/L	1.0	0.10	1		10/12/15 16:39	127-18-4	
Toluene	ND	ug/L	1.0	0.17	1		10/12/15 16:39	108-88-3	
1,1,1-Trichloroethane	ND	ug/L	1.0	0.11	1		10/12/15 16:39	71-55-6	
1,1,2-Trichloroethane	ND	ug/L	1.0	0.20	1		10/12/15 16:39	79-00-5	
Trichloroethene	**15.4**	ug/L	1.0	0.17	1		10/12/15 16:39	79-01-6	
Vinyl chloride	ND	ug/L	1.0	0.13	1		10/12/15 16:39	75-01-4	
Xylene (Total)	ND	ug/L	3.0	0.42	1		10/12/15 16:39	1330-20-7	
Surrogates									
4-Bromofluorobenzene (S)	95	%	80-120		1		10/12/15 16:39	460-00-4	
1,2-Dichloroethane-d4 (S)	104	%	80-120		1		10/12/15 16:39	17060-07-0	
Toluene-d8 (S)	100	%	80-120		1		10/12/15 16:39	2037-26-5	
Preservation pH	**4.0**		0.10	0.10	1		10/12/15 16:39		

REPORT OF LABORATORY ANALYSIS

This report shall not be reproduced, except in full,
without the written consent of Pace Analytical Services, Inc..

Pace Analytical Services, Inc.
9608 Loiret Blvd.
Lenexa, KS 66219
(913)599-5665

ANALYTICAL RESULTS

Project: FORT SMITH AR
Pace Project No.: 60204563

Sample: MW-35R-201510 **Lab ID: 60204563021** Collected: 10/07/15 09:55 Received: 10/08/15 10:45 Matrix: Water

Parameters	Results	Units	Report Limit	MDL	DF	Prepared	Analyzed	CAS No.	Qual
2320B Alkalinity	Analytical Method: SM 2320B								
Alkalinity,Bicarbonate (CaCO3)	**285**	mg/L	20.0	2.0	1		10/12/15 10:56		
Alkalinity, Carbonate (CaCO3)	ND	mg/L	20.0	2.0	1		10/12/15 10:56		
Alkalinity, Total as CaCO3	**285**	mg/L	20.0	2.0	1		10/12/15 10:56		
Iron, Ferric (Calculation)	Analytical Method: SM 3500-Fe B#4								
Iron, Ferric	ND	mg/L	0.20		1		10/15/15 00:00	7439-89-6	
4500H+ pH, Electrometric	Analytical Method: SM 4500-H+B								
pH at 25 Degrees C	**6.2**	Std. Units	0.10	0.10	1		10/15/15 00:00		H6
4500S2D Sulfide, Total	Analytical Method: SM 4500-S-2 D								
Sulfide, Total	ND	mg/L	0.050	0.012	1		10/13/15 07:52	18496-25-8	
300.0 IC Anions 28 Days	Analytical Method: EPA 300.0								
Chloride	**268**	mg/L	20.0	10.0	20		10/12/15 14:00	16887-00-6	
Sulfate	**5510**	mg/L	500	118	500		10/13/15 06:59	14808-79-8	
350.1 Ammonia	Analytical Method: EPA 350.1								
Nitrogen, Ammonia	**0.53**	mg/L	0.10	0.046	1		10/14/15 13:30	7664-41-7	
353.2 Nitrogen, NO2/NO3 unpres	Analytical Method: EPA 353.2								
Nitrogen, Nitrate	**3.5**	mg/L	0.10	0.014	1		10/08/15 16:21		
Nitrogen, Nitrite	ND	mg/L	0.10	0.023	1		10/08/15 16:21		
Nitrogen, NO2 plus NO3	**3.5**	mg/L	0.10	0.014	1		10/08/15 16:21		
365.4 Total Phosphorus	Analytical Method: EPA 365.4								
Phosphorus as PO4	**2.9**	mg/L	0.31		1		10/15/15 12:14		
Total Carbon Dioxide Calc	Analytical Method: SM 4500-CO2 D								
Carbon Dioxide Calculation	**636**	mg/L	20.0	20.0	1		10/16/15 00:00		
5310C TOC	Analytical Method: SM 5310C								
Total Organic Carbon	**0.75J**	mg/L	1.0	0.46	1		10/14/15 13:02	7440-44-0	B

REPORT OF LABORATORY ANALYSIS

This report shall not be reproduced, except in full,
without the written consent of Pace Analytical Services, Inc..

Pace Analytical Services, Inc.
9608 Loiret Blvd.
Lenexa, KS 66219
(913)599-5665

ANALYTICAL RESULTS

Project: FORT SMITH AR
Pace Project No.: 60204563

Sample: MW-97-201510 **Lab ID: 60204563022** Collected: 10/07/15 10:13 Received: 10/08/15 10:45 Matrix: Water

Parameters	Results	Units	Report Limit	MDL	DF	Prepared	Analyzed	CAS No.	Qual
Alcohol by Direct Inject GCFID	Analytical Method: EPA 8015 - Alcohol								
2-Chloroethanol	ND	ug/L	10000	1980	1		10/13/15 19:53	107-07-3	
6010 MET ICP	Analytical Method: EPA 6010 Preparation Method: EPA 3010								
Iron	**202**	ug/L	50.0	9.0	1	10/08/15 15:45	10/09/15 16:57	7439-89-6	
Manganese	**14.8**	ug/L	5.0	2.4	1	10/08/15 15:45	10/09/15 16:57	7439-96-5	
8260 MSV	Analytical Method: EPA 5030B/8260								
Acetone	ND	ug/L	10.0	1.9	1		10/09/15 23:58	67-64-1	
Benzene	ND	ug/L	1.0	0.060	1		10/09/15 23:58	71-43-2	
Bromodichloromethane	ND	ug/L	1.0	0.19	1		10/09/15 23:58	75-27-4	
Bromoform	ND	ug/L	1.0	0.070	1		10/09/15 23:58	75-25-2	
Bromomethane	ND	ug/L	5.0	0.16	1		10/09/15 23:58	74-83-9	
2-Butanone (MEK)	ND	ug/L	10.0	0.59	1		10/09/15 23:58	78-93-3	
Carbon disulfide	ND	ug/L	5.0	0.12	1		10/09/15 23:58	75-15-0	
Carbon tetrachloride	ND	ug/L	1.0	0.18	1		10/09/15 23:58	56-23-5	
Chlorobenzene	ND	ug/L	1.0	0.21	1		10/09/15 23:58	108-90-7	
Chloroethane	ND	ug/L	1.0	0.15	1		10/09/15 23:58	75-00-3	
Chloroform	ND	ug/L	1.0	0.14	1		10/09/15 23:58	67-66-3	
Chloromethane	**0.15J**	ug/L	1.0	0.080	1		10/09/15 23:58	74-87-3	
Dibromochloromethane	ND	ug/L	1.0	0.21	1		10/09/15 23:58	124-48-1	
1,1-Dichloroethane	ND	ug/L	1.0	0.050	1		10/09/15 23:58	75-34-3	
1,2-Dichloroethane	ND	ug/L	1.0	0.12	1		10/09/15 23:58	107-06-2	
1,1-Dichloroethene	ND	ug/L	1.0	0.20	1		10/09/15 23:58	75-35-4	
cis-1,2-Dichloroethene	ND	ug/L	1.0	0.080	1		10/09/15 23:58	156-59-2	
trans-1,2-Dichloroethene	ND	ug/L	1.0	0.20	1		10/09/15 23:58	156-60-5	
1,2-Dichloropropane	ND	ug/L	1.0	0.16	1		10/09/15 23:58	78-87-5	
cis-1,3-Dichloropropene	ND	ug/L	1.0	0.14	1		10/09/15 23:58	10061-01-5	
trans-1,3-Dichloropropene	ND	ug/L	1.0	0.12	1		10/09/15 23:58	10061-02-6	
Ethylbenzene	ND	ug/L	1.0	0.18	1		10/09/15 23:58	100-41-4	
2-Hexanone	ND	ug/L	10.0	1.2	1		10/09/15 23:58	591-78-6	
Methylene chloride	ND	ug/L	1.0	0.15	1		10/09/15 23:58	75-09-2	
4-Methyl-2-pentanone (MIBK)	ND	ug/L	10.0	0.42	1		10/09/15 23:58	108-10-1	
Styrene	ND	ug/L	1.0	0.12	1		10/09/15 23:58	100-42-5	
1,1,2,2-Tetrachloroethane	ND	ug/L	1.0	0.15	1		10/09/15 23:58	79-34-5	
Tetrachloroethene	ND	ug/L	1.0	0.10	1		10/09/15 23:58	127-18-4	
Toluene	ND	ug/L	1.0	0.17	1		10/09/15 23:58	108-88-3	
1,1,1-Trichloroethane	ND	ug/L	1.0	0.11	1		10/09/15 23:58	71-55-6	
1,1,2-Trichloroethane	ND	ug/L	1.0	0.20	1		10/09/15 23:58	79-00-5	
Trichloroethene	ND	ug/L	1.0	0.17	1		10/09/15 23:58	79-01-6	
Vinyl chloride	ND	ug/L	1.0	0.13	1		10/09/15 23:58	75-01-4	
Xylene (Total)	ND	ug/L	3.0	0.42	1		10/09/15 23:58	1330-20-7	
Surrogates									
4-Bromofluorobenzene (S)	95	%	80-120		1		10/09/15 23:58	460-00-4	
1,2-Dichloroethane-d4 (S)	99	%	80-120		1		10/09/15 23:58	17060-07-0	
Toluene-d8 (S)	101	%	80-120		1		10/09/15 23:58	2037-26-5	
Preservation pH	**1.0**		0.10	0.10	1		10/09/15 23:58		

REPORT OF LABORATORY ANALYSIS

This report shall not be reproduced, except in full,
without the written consent of Pace Analytical Services, Inc..

Pace Analytical Services, Inc.
9608 Loiret Blvd.
Lenexa, KS 66219
(913)599-5665

ANALYTICAL RESULTS

Project: FORT SMITH AR
Pace Project No.: 60204563

Sample: MW-97-201510 **Lab ID: 60204563022** Collected: 10/07/15 10:13 Received: 10/08/15 10:45 Matrix: Water

Parameters	Results	Units	Report Limit	MDL	DF	Prepared	Analyzed	CAS No.	Qual
2320B Alkalinity	Analytical Method: SM 2320B								
Alkalinity,Bicarbonate (CaCO3)	**68.4**	mg/L	20.0	2.0	1		10/12/15 10:59		
Alkalinity, Carbonate (CaCO3)	ND	mg/L	20.0	2.0	1		10/12/15 10:59		
Alkalinity, Total as CaCO3	**68.4**	mg/L	20.0	2.0	1		10/12/15 10:59		
Iron, Ferric (Calculation)	Analytical Method: SM 3500-Fe B#4								
Iron, Ferric	**0.20**	mg/L	0.20		1		10/15/15 00:00	7439-89-6	
4500H+ pH, Electrometric	Analytical Method: SM 4500-H+B								
pH at 25 Degrees C	**6.1**	Std. Units	0.10	0.10	1		10/15/15 00:00		H6
4500S2D Sulfide, Total	Analytical Method: SM 4500-S-2 D								
Sulfide, Total	ND	mg/L	0.050	0.012	1		10/13/15 07:52	18496-25-8	
300.0 IC Anions 28 Days	Analytical Method: EPA 300.0								
Chloride	**13.0**	mg/L	1.0	0.50	1		10/13/15 07:48	16887-00-6	
Sulfate	**50.4**	mg/L	5.0	1.2	5		10/13/15 08:04	14808-79-8	
350.1 Ammonia	Analytical Method: EPA 350.1								
Nitrogen, Ammonia	ND	mg/L	0.10	0.046	1		10/14/15 13:32	7664-41-7	
353.2 Nitrogen, NO2/NO3 unpres	Analytical Method: EPA 353.2								
Nitrogen, Nitrate	**0.65**	mg/L	0.10	0.014	1		10/08/15 15:50		
Nitrogen, Nitrite	ND	mg/L	0.10	0.023	1		10/08/15 15:50		
Nitrogen, NO2 plus NO3	**0.65**	mg/L	0.10	0.014	1		10/08/15 15:50		
365.4 Total Phosphorus	Analytical Method: EPA 365.4								
Phosphorus as PO4	ND	mg/L	0.31		1		10/15/15 12:15		
Total Carbon Dioxide Calc	Analytical Method: SM 4500-CO2 D								
Carbon Dioxide Calculation	**174**	mg/L	20.0	20.0	1		10/16/15 00:00		
5310C TOC	Analytical Method: SM 5310C								
Total Organic Carbon	**0.76J**	mg/L	1.0	0.46	1		10/14/15 13:15	7440-44-0	B

REPORT OF LABORATORY ANALYSIS

This report shall not be reproduced, except in full,
without the written consent of Pace Analytical Services, Inc..

Pace Analytical Services, Inc.
9608 Loiret Blvd.
Lenexa, KS 66219
(913)599-5665

ANALYTICAL RESULTS

Project: FORT SMITH AR
Pace Project No.: 60204563

Sample: MW-96-201510 **Lab ID: 60204563023** Collected: 10/07/15 08:30 Received: 10/08/15 10:45 Matrix: Water

Parameters	Results	Units	Report Limit	MDL	DF	Prepared	Analyzed	CAS No.	Qual
Alcohol by Direct Inject GCFID	Analytical Method: EPA 8015 - Alcohol								
2-Chloroethanol	ND	ug/L	10000	1980	1		10/13/15 20:04	107-07-3	
6010 MET ICP	Analytical Method: EPA 6010 Preparation Method: EPA 3010								
Iron	**5820**	ug/L	50.0	9.0	1	10/08/15 15:45	10/09/15 17:04	7439-89-6	
Manganese	**631**	ug/L	5.0	2.4	1	10/08/15 15:45	10/09/15 17:04	7439-96-5	
8260 MSV	Analytical Method: EPA 5030B/8260								
Acetone	ND	ug/L	10.0	1.9	1		10/10/15 00:12	67-64-1	
Benzene	ND	ug/L	1.0	0.060	1		10/10/15 00:12	71-43-2	
Bromodichloromethane	ND	ug/L	1.0	0.19	1		10/10/15 00:12	75-27-4	
Bromoform	ND	ug/L	1.0	0.070	1		10/10/15 00:12	75-25-2	
Bromomethane	ND	ug/L	5.0	0.16	1		10/10/15 00:12	74-83-9	
2-Butanone (MEK)	ND	ug/L	10.0	0.59	1		10/10/15 00:12	78-93-3	
Carbon disulfide	ND	ug/L	5.0	0.12	1		10/10/15 00:12	75-15-0	
Carbon tetrachloride	ND	ug/L	1.0	0.18	1		10/10/15 00:12	56-23-5	
Chlorobenzene	ND	ug/L	1.0	0.21	1		10/10/15 00:12	108-90-7	
Chloroethane	ND	ug/L	1.0	0.15	1		10/10/15 00:12	75-00-3	
Chloroform	ND	ug/L	1.0	0.14	1		10/10/15 00:12	67-66-3	
Chloromethane	**0.086J**	ug/L	1.0	0.080	1		10/10/15 00:12	74-87-3	
Dibromochloromethane	ND	ug/L	1.0	0.21	1		10/10/15 00:12	124-48-1	
1,1-Dichloroethane	ND	ug/L	1.0	0.050	1		10/10/15 00:12	75-34-3	
1,2-Dichloroethane	ND	ug/L	1.0	0.12	1		10/10/15 00:12	107-06-2	
1,1-Dichloroethene	ND	ug/L	1.0	0.20	1		10/10/15 00:12	75-35-4	
cis-1,2-Dichloroethene	ND	ug/L	1.0	0.080	1		10/10/15 00:12	156-59-2	
trans-1,2-Dichloroethene	ND	ug/L	1.0	0.20	1		10/10/15 00:12	156-60-5	
1,2-Dichloropropane	ND	ug/L	1.0	0.16	1		10/10/15 00:12	78-87-5	
cis-1,3-Dichloropropene	ND	ug/L	1.0	0.14	1		10/10/15 00:12	10061-01-5	
trans-1,3-Dichloropropene	ND	ug/L	1.0	0.12	1		10/10/15 00:12	10061-02-6	
Ethylbenzene	ND	ug/L	1.0	0.18	1		10/10/15 00:12	100-41-4	
2-Hexanone	ND	ug/L	10.0	1.2	1		10/10/15 00:12	591-78-6	
Methylene chloride	ND	ug/L	1.0	0.15	1		10/10/15 00:12	75-09-2	
4-Methyl-2-pentanone (MIBK)	ND	ug/L	10.0	0.42	1		10/10/15 00:12	108-10-1	
Styrene	ND	ug/L	1.0	0.12	1		10/10/15 00:12	100-42-5	
1,1,2,2-Tetrachloroethane	ND	ug/L	1.0	0.15	1		10/10/15 00:12	79-34-5	
Tetrachloroethene	ND	ug/L	1.0	0.10	1		10/10/15 00:12	127-18-4	
Toluene	ND	ug/L	1.0	0.17	1		10/10/15 00:12	108-88-3	
1,1,1-Trichloroethane	ND	ug/L	1.0	0.11	1		10/10/15 00:12	71-55-6	
1,1,2-Trichloroethane	ND	ug/L	1.0	0.20	1		10/10/15 00:12	79-00-5	
Trichloroethene	ND	ug/L	1.0	0.17	1		10/10/15 00:12	79-01-6	
Vinyl chloride	ND	ug/L	1.0	0.13	1		10/10/15 00:12	75-01-4	
Xylene (Total)	ND	ug/L	3.0	0.42	1		10/10/15 00:12	1330-20-7	
Surrogates									
4-Bromofluorobenzene (S)	99	%	80-120		1		10/10/15 00:12	460-00-4	
1,2-Dichloroethane-d4 (S)	99	%	80-120		1		10/10/15 00:12	17060-07-0	
Toluene-d8 (S)	100	%	80-120		1		10/10/15 00:12	2037-26-5	
Preservation pH	**1.0**		0.10	0.10	1		10/10/15 00:12		

REPORT OF LABORATORY ANALYSIS

This report shall not be reproduced, except in full,
without the written consent of Pace Analytical Services, Inc..

Pace Analytical Services, Inc.
9608 Loiret Blvd.
Lenexa, KS 66219
(913)599-5665

ANALYTICAL RESULTS

Project: FORT SMITH AR
Pace Project No.: 60204563

Sample: MW-96-201510 **Lab ID: 60204563023** Collected: 10/07/15 08:30 Received: 10/08/15 10:45 Matrix: Water

Parameters	Results	Units	Report Limit	MDL	DF	Prepared	Analyzed	CAS No.	Qual
2320B Alkalinity	Analytical Method: SM 2320B								
Alkalinity,Bicarbonate (CaCO3)	**42.1**	mg/L	20.0	2.0	1		10/12/15 11:02		
Alkalinity, Carbonate (CaCO3)	ND	mg/L	20.0	2.0	1		10/12/15 11:02		
Alkalinity, Total as CaCO3	**42.1**	mg/L	20.0	2.0	1		10/12/15 11:02		
Iron, Ferric (Calculation)	Analytical Method: SM 3500-Fe B#4								
Iron, Ferric	**2.5**	mg/L	0.20		1		10/15/15 00:00	7439-89-6	
4500H+ pH, Electrometric	Analytical Method: SM 4500-H+B								
pH at 25 Degrees C	**5.8**	Std. Units	0.10	0.10	1		10/15/15 00:00		H6
4500S2D Sulfide, Total	Analytical Method: SM 4500-S-2 D								
Sulfide, Total	ND	mg/L	0.050	0.012	1		10/13/15 07:53	18496-25-8	
300.0 IC Anions 28 Days	Analytical Method: EPA 300.0								
Chloride	**31.8**	mg/L	5.0	2.5	5		10/13/15 22:16	16887-00-6	
Sulfate	**6.4**	mg/L	1.0	0.24	1		10/14/15 05:49	14808-79-8	
350.1 Ammonia	Analytical Method: EPA 350.1								
Nitrogen, Ammonia	ND	mg/L	0.10	0.046	1		10/14/15 13:33	7664-41-7	
353.2 Nitrogen, NO2/NO3 unpres	Analytical Method: EPA 353.2								
Nitrogen, Nitrate	ND	mg/L	0.10	0.014	1		10/08/15 15:51		
Nitrogen, Nitrite	ND	mg/L	0.10	0.023	1		10/08/15 15:51		
Nitrogen, NO2 plus NO3	ND	mg/L	0.10	0.014	1		10/08/15 15:51		
365.4 Total Phosphorus	Analytical Method: EPA 365.4								
Phosphorus as PO4	ND	mg/L	0.31		1		10/15/15 12:16		
Total Carbon Dioxide Calc	Analytical Method: SM 4500-CO2 D								
Carbon Dioxide Calculation	**170**	mg/L	20.0	20.0	1		10/16/15 00:00		
5310C TOC	Analytical Method: SM 5310C								
Total Organic Carbon	**0.47J**	mg/L	1.0	0.46	1		10/14/15 13:54	7440-44-0	B

REPORT OF LABORATORY ANALYSIS

This report shall not be reproduced, except in full,
without the written consent of Pace Analytical Services, Inc..

Pace Analytical Services, Inc.
9608 Loiret Blvd.
Lenexa, KS 66219
(913)599-5665

ANALYTICAL RESULTS

Project: FORT SMITH AR
Pace Project No.: 60204563

Sample: MW-46R-201510 **Lab ID: 60204563024** Collected: 10/07/15 09:00 Received: 10/08/15 10:45 Matrix: Water

Parameters	Results	Units	Report Limit	MDL	DF	Prepared	Analyzed	CAS No.	Qual
Alcohol by Direct Inject GCFID	Analytical Method: EPA 8015 - Alcohol								
2-Chloroethanol	ND	ug/L	10000	1980	1		10/13/15 20:16	107-07-3	
6010 MET ICP	Analytical Method: EPA 6010 Preparation Method: EPA 3010								
Iron	**85.1**	ug/L	50.0	9.0	1	10/08/15 15:45	10/09/15 17:06	7439-89-6	
Manganese	**94.7**	ug/L	5.0	2.4	1	10/08/15 15:45	10/09/15 17:06	7439-96-5	
8260 MSV	Analytical Method: EPA 5030B/8260								
Acetone	ND	ug/L	10.0	1.9	1		10/10/15 02:22	67-64-1	
Benzene	ND	ug/L	1.0	0.060	1		10/10/15 02:22	71-43-2	
Bromodichloromethane	ND	ug/L	1.0	0.19	1		10/10/15 02:22	75-27-4	
Bromoform	ND	ug/L	1.0	0.070	1		10/10/15 02:22	75-25-2	
Bromomethane	ND	ug/L	5.0	0.16	1		10/10/15 02:22	74-83-9	
2-Butanone (MEK)	ND	ug/L	10.0	0.59	1		10/10/15 02:22	78-93-3	
Carbon disulfide	ND	ug/L	5.0	0.12	1		10/10/15 02:22	75-15-0	
Carbon tetrachloride	ND	ug/L	1.0	0.18	1		10/10/15 02:22	56-23-5	
Chlorobenzene	ND	ug/L	1.0	0.21	1		10/10/15 02:22	108-90-7	
Chloroethane	ND	ug/L	1.0	0.15	1		10/10/15 02:22	75-00-3	
Chloroform	ND	ug/L	1.0	0.14	1		10/10/15 02:22	67-66-3	
Chloromethane	ND	ug/L	1.0	0.080	1		10/10/15 02:22	74-87-3	
Dibromochloromethane	ND	ug/L	1.0	0.21	1		10/10/15 02:22	124-48-1	
1,1-Dichloroethane	ND	ug/L	1.0	0.050	1		10/10/15 02:22	75-34-3	
1,2-Dichloroethane	ND	ug/L	1.0	0.12	1		10/10/15 02:22	107-06-2	
1,1-Dichloroethene	**1.1**	ug/L	1.0	0.20	1		10/10/15 02:22	75-35-4	
cis-1,2-Dichloroethene	**10.2**	ug/L	1.0	0.080	1		10/10/15 02:22	156-59-2	
trans-1,2-Dichloroethene	**0.29J**	ug/L	1.0	0.20	1		10/10/15 02:22	156-60-5	
1,2-Dichloropropane	ND	ug/L	1.0	0.16	1		10/10/15 02:22	78-87-5	
cis-1,3-Dichloropropene	ND	ug/L	1.0	0.14	1		10/10/15 02:22	10061-01-5	
trans-1,3-Dichloropropene	ND	ug/L	1.0	0.12	1		10/10/15 02:22	10061-02-6	
Ethylbenzene	ND	ug/L	1.0	0.18	1		10/10/15 02:22	100-41-4	
2-Hexanone	ND	ug/L	10.0	1.2	1		10/10/15 02:22	591-78-6	
Methylene chloride	ND	ug/L	1.0	0.15	1		10/10/15 02:22	75-09-2	
4-Methyl-2-pentanone (MIBK)	ND	ug/L	10.0	0.42	1		10/10/15 02:22	108-10-1	
Styrene	ND	ug/L	1.0	0.12	1		10/10/15 02:22	100-42-5	
1,1,2,2-Tetrachloroethane	ND	ug/L	1.0	0.15	1		10/10/15 02:22	79-34-5	
Tetrachloroethene	ND	ug/L	1.0	0.10	1		10/10/15 02:22	127-18-4	
Toluene	ND	ug/L	1.0	0.17	1		10/10/15 02:22	108-88-3	
1,1,1-Trichloroethane	ND	ug/L	1.0	0.11	1		10/10/15 02:22	71-55-6	
1,1,2-Trichloroethane	ND	ug/L	1.0	0.20	1		10/10/15 02:22	79-00-5	
Trichloroethene	**371**	ug/L	5.0	0.85	5		10/10/15 02:37	79-01-6	
Vinyl chloride	**0.43J**	ug/L	1.0	0.13	1		10/10/15 02:22	75-01-4	
Xylene (Total)	ND	ug/L	3.0	0.42	1		10/10/15 02:22	1330-20-7	
Surrogates									
4-Bromofluorobenzene (S)	94	%	80-120		1		10/10/15 02:22	460-00-4	
1,2-Dichloroethane-d4 (S)	97	%	80-120		1		10/10/15 02:22	17060-07-0	
Toluene-d8 (S)	101	%	80-120		1		10/10/15 02:22	2037-26-5	
Preservation pH	**1.0**		0.10	0.10	1		10/10/15 02:22		

REPORT OF LABORATORY ANALYSIS

This report shall not be reproduced, except in full,
without the written consent of Pace Analytical Services, Inc..

Pace Analytical Services, Inc.
9608 Loiret Blvd.
Lenexa, KS 66219
(913)599-5665

ANALYTICAL RESULTS

Project: FORT SMITH AR
Pace Project No.: 60204563

Sample: MW-46R-201510 **Lab ID: 60204563024** Collected: 10/07/15 09:00 Received: 10/08/15 10:45 Matrix: Water

Parameters	Results	Units	Report Limit	MDL	DF	Prepared	Analyzed	CAS No.	Qual
2320B Alkalinity	Analytical Method: SM 2320B								
Alkalinity,Bicarbonate (CaCO3)	**8.4J**	mg/L	20.0	2.0	1		10/12/15 11:05		
Alkalinity, Carbonate (CaCO3)	ND	mg/L	20.0	2.0	1		10/12/15 11:05		
Alkalinity, Total as CaCO3	**8.4J**	mg/L	20.0	2.0	1		10/12/15 11:05		
Iron, Ferric (Calculation)	Analytical Method: SM 3500-Fe B#4								
Iron, Ferric	ND	mg/L	0.20		1		10/15/15 00:00	7439-89-6	
4500H+ pH, Electrometric	Analytical Method: SM 4500-H+B								
pH at 25 Degrees C	**4.9**	Std. Units	0.10	0.10	1		10/15/15 00:00		H6
4500S2D Sulfide, Total	Analytical Method: SM 4500-S-2 D								
Sulfide, Total	ND	mg/L	0.050	0.012	1		10/13/15 07:53	18496-25-8	
300.0 IC Anions 28 Days	Analytical Method: EPA 300.0								
Chloride	**222**	mg/L	20.0	10.0	20		10/14/15 06:21	16887-00-6	
Sulfate	**0.60J**	mg/L	1.0	0.24	1		10/14/15 06:05	14808-79-8	
350.1 Ammonia	Analytical Method: EPA 350.1								
Nitrogen, Ammonia	ND	mg/L	0.10	0.046	1		10/14/15 13:34	7664-41-7	
353.2 Nitrogen, NO2/NO3 unpres	Analytical Method: EPA 353.2								
Nitrogen, Nitrate	ND	mg/L	0.10	0.014	1		10/08/15 15:53		
Nitrogen, Nitrite	ND	mg/L	0.10	0.023	1		10/08/15 15:53		
Nitrogen, NO2 plus NO3	ND	mg/L	0.10	0.014	1		10/08/15 15:53		
365.4 Total Phosphorus	Analytical Method: EPA 365.4								
Phosphorus as PO4	ND	mg/L	0.31		1		10/15/15 08:01		
Total Carbon Dioxide Calc	Analytical Method: SM 4500-CO2 D								
Carbon Dioxide Calculation	ND	mg/L	20.0	20.0	1		10/16/15 00:00		
5310C TOC	Analytical Method: SM 5310C								
Total Organic Carbon	ND	mg/L	1.0	0.46	1		10/14/15 14:07	7440-44-0	

REPORT OF LABORATORY ANALYSIS

This report shall not be reproduced, except in full,
without the written consent of Pace Analytical Services, Inc..

Pace Analytical Services, Inc.
9608 Loiret Blvd.
Lenexa, KS 66219
(913)599-5665

ANALYTICAL RESULTS

Project: FORT SMITH AR
Pace Project No.: 60204563

Sample: DUP-10-201510 **Lab ID: 60204563025** Collected: 10/07/15 12:55 Received: 10/08/15 10:45 Matrix: Water

Parameters	Results	Units	Report Limit	MDL	DF	Prepared	Analyzed	CAS No.	Qual
8260 MSV	Analytical Method: EPA 5030B/8260								
Acetone	ND	ug/L	10.0	1.9	1		10/10/15 00:56	67-64-1	
Benzene	**0.20J**	ug/L	1.0	0.060	1		10/10/15 00:56	71-43-2	
Bromodichloromethane	ND	ug/L	1.0	0.19	1		10/10/15 00:56	75-27-4	
Bromoform	ND	ug/L	1.0	0.070	1		10/10/15 00:56	75-25-2	
Bromomethane	ND	ug/L	5.0	0.16	1		10/10/15 00:56	74-83-9	
2-Butanone (MEK)	ND	ug/L	10.0	0.59	1		10/10/15 00:56	78-93-3	
Carbon disulfide	ND	ug/L	5.0	0.12	1		10/10/15 00:56	75-15-0	
Carbon tetrachloride	ND	ug/L	1.0	0.18	1		10/10/15 00:56	56-23-5	
Chlorobenzene	ND	ug/L	1.0	0.21	1		10/10/15 00:56	108-90-7	
Chloroethane	ND	ug/L	1.0	0.15	1		10/10/15 00:56	75-00-3	
Chloroform	ND	ug/L	1.0	0.14	1		10/10/15 00:56	67-66-3	
Chloromethane	**0.22J**	ug/L	1.0	0.080	1		10/10/15 00:56	74-87-3	
Dibromochloromethane	ND	ug/L	1.0	0.21	1		10/10/15 00:56	124-48-1	
1,1-Dichloroethane	ND	ug/L	1.0	0.050	1		10/10/15 00:56	75-34-3	
1,2-Dichloroethane	ND	ug/L	1.0	0.12	1		10/10/15 00:56	107-06-2	
1,1-Dichloroethene	**0.28J**	ug/L	1.0	0.20	1		10/10/15 00:56	75-35-4	
cis-1,2-Dichloroethene	**3.8**	ug/L	1.0	0.080	1		10/10/15 00:56	156-59-2	
trans-1,2-Dichloroethene	ND	ug/L	1.0	0.20	1		10/10/15 00:56	156-60-5	
1,2-Dichloropropane	ND	ug/L	1.0	0.16	1		10/10/15 00:56	78-87-5	
cis-1,3-Dichloropropene	ND	ug/L	1.0	0.14	1		10/10/15 00:56	10061-01-5	
trans-1,3-Dichloropropene	ND	ug/L	1.0	0.12	1		10/10/15 00:56	10061-02-6	
Ethylbenzene	ND	ug/L	1.0	0.18	1		10/10/15 00:56	100-41-4	
2-Hexanone	ND	ug/L	10.0	1.2	1		10/10/15 00:56	591-78-6	
Methylene chloride	ND	ug/L	1.0	0.15	1		10/10/15 00:56	75-09-2	
4-Methyl-2-pentanone (MIBK)	ND	ug/L	10.0	0.42	1		10/10/15 00:56	108-10-1	
Styrene	ND	ug/L	1.0	0.12	1		10/10/15 00:56	100-42-5	
1,1,2,2-Tetrachloroethane	ND	ug/L	1.0	0.15	1		10/10/15 00:56	79-34-5	
Tetrachloroethene	ND	ug/L	1.0	0.10	1		10/10/15 00:56	127-18-4	
Toluene	ND	ug/L	1.0	0.17	1		10/10/15 00:56	108-88-3	
1,1,1-Trichloroethane	ND	ug/L	1.0	0.11	1		10/10/15 00:56	71-55-6	
1,1,2-Trichloroethane	ND	ug/L	1.0	0.20	1		10/10/15 00:56	79-00-5	
Trichloroethene	**122**	ug/L	1.0	0.17	1		10/10/15 00:56	79-01-6	
Vinyl chloride	**0.33J**	ug/L	1.0	0.13	1		10/10/15 00:56	75-01-4	
Xylene (Total)	ND	ug/L	3.0	0.42	1		10/10/15 00:56	1330-20-7	
Surrogates									
4-Bromofluorobenzene (S)	98	%	80-120		1		10/10/15 00:56	460-00-4	
1,2-Dichloroethane-d4 (S)	99	%	80-120		1		10/10/15 00:56	17060-07-0	
Toluene-d8 (S)	101	%	80-120		1		10/10/15 00:56	2037-26-5	
Preservation pH	**1.0**		0.10	0.10	1		10/10/15 00:56		

REPORT OF LABORATORY ANALYSIS

This report shall not be reproduced, except in full,
without the written consent of Pace Analytical Services, Inc..

Pace Analytical Services, Inc.
9608 Loiret Blvd.
Lenexa, KS 66219
(913)599-5665

ANALYTICAL RESULTS

Project: FORT SMITH AR
Pace Project No.: 60204563

Sample: IW-74-201510 **Lab ID: 60204563026** Collected: 10/07/15 12:55 Received: 10/08/15 10:45 Matrix: Water

Parameters	Results	Units	Report Limit	MDL	DF	Prepared	Analyzed	CAS No.	Qual
Alcohol by Direct Inject GCFID	Analytical Method: EPA 8015 - Alcohol								
2-Chloroethanol	ND	ug/L	10000	1980	1		10/13/15 20:27	107-07-3	
6010 MET ICP	Analytical Method: EPA 6010 Preparation Method: EPA 3010								
Iron	**99.2**	ug/L	50.0	9.0	1	10/08/15 15:45	10/09/15 17:08	7439-89-6	
Manganese	**1120**	ug/L	5.0	2.4	1	10/08/15 15:45	10/09/15 17:08	7439-96-5	
8260 MSV	Analytical Method: EPA 5030B/8260								
Acetone	ND	ug/L	10.0	1.9	1		10/10/15 07:40	67-64-1	
Benzene	**0.20J**	ug/L	1.0	0.060	1		10/10/15 07:40	71-43-2	
Bromodichloromethane	ND	ug/L	1.0	0.19	1		10/10/15 07:40	75-27-4	
Bromoform	ND	ug/L	1.0	0.070	1		10/10/15 07:40	75-25-2	
Bromomethane	ND	ug/L	5.0	0.16	1		10/10/15 07:40	74-83-9	
2-Butanone (MEK)	ND	ug/L	10.0	0.59	1		10/10/15 07:40	78-93-3	
Carbon disulfide	ND	ug/L	5.0	0.12	1		10/10/15 07:40	75-15-0	
Carbon tetrachloride	ND	ug/L	1.0	0.18	1		10/10/15 07:40	56-23-5	
Chlorobenzene	ND	ug/L	1.0	0.21	1		10/10/15 07:40	108-90-7	
Chloroethane	ND	ug/L	1.0	0.15	1		10/10/15 07:40	75-00-3	
Chloroform	ND	ug/L	1.0	0.14	1		10/10/15 07:40	67-66-3	
Chloromethane	**0.12J**	ug/L	1.0	0.080	1		10/10/15 07:40	74-87-3	
Dibromochloromethane	ND	ug/L	1.0	0.21	1		10/10/15 07:40	124-48-1	
1,1-Dichloroethane	ND	ug/L	1.0	0.050	1		10/10/15 07:40	75-34-3	
1,2-Dichloroethane	ND	ug/L	1.0	0.12	1		10/10/15 07:40	107-06-2	
1,1-Dichloroethene	ND	ug/L	1.0	0.20	1		10/10/15 07:40	75-35-4	
cis-1,2-Dichloroethene	**3.8**	ug/L	1.0	0.080	1		10/10/15 07:40	156-59-2	
trans-1,2-Dichloroethene	ND	ug/L	1.0	0.20	1		10/10/15 07:40	156-60-5	
1,2-Dichloropropane	ND	ug/L	1.0	0.16	1		10/10/15 07:40	78-87-5	
cis-1,3-Dichloropropene	ND	ug/L	1.0	0.14	1		10/10/15 07:40	10061-01-5	
trans-1,3-Dichloropropene	ND	ug/L	1.0	0.12	1		10/10/15 07:40	10061-02-6	
Ethylbenzene	ND	ug/L	1.0	0.18	1		10/10/15 07:40	100-41-4	
2-Hexanone	ND	ug/L	10.0	1.2	1		10/10/15 07:40	591-78-6	
Methylene chloride	ND	ug/L	1.0	0.15	1		10/10/15 07:40	75-09-2	
4-Methyl-2-pentanone (MIBK)	ND	ug/L	10.0	0.42	1		10/10/15 07:40	108-10-1	
Styrene	ND	ug/L	1.0	0.12	1		10/10/15 07:40	100-42-5	
1,1,2,2-Tetrachloroethane	ND	ug/L	1.0	0.15	1		10/10/15 07:40	79-34-5	
Tetrachloroethene	ND	ug/L	1.0	0.10	1		10/10/15 07:40	127-18-4	
Toluene	ND	ug/L	1.0	0.17	1		10/10/15 07:40	108-88-3	
1,1,1-Trichloroethane	ND	ug/L	1.0	0.11	1		10/10/15 07:40	71-55-6	
1,1,2-Trichloroethane	ND	ug/L	1.0	0.20	1		10/10/15 07:40	79-00-5	
Trichloroethene	**121**	ug/L	1.0	0.17	1		10/10/15 07:40	79-01-6	
Vinyl chloride	**0.36J**	ug/L	1.0	0.13	1		10/10/15 07:40	75-01-4	
Xylene (Total)	ND	ug/L	3.0	0.42	1		10/10/15 07:40	1330-20-7	
Surrogates									
4-Bromofluorobenzene (S)	96	%	80-120		1		10/10/15 07:40	460-00-4	
1,2-Dichloroethane-d4 (S)	97	%	80-120		1		10/10/15 07:40	17060-07-0	
Toluene-d8 (S)	102	%	80-120		1		10/10/15 07:40	2037-26-5	
Preservation pH	**1.0**		0.10	0.10	1		10/10/15 07:40		

REPORT OF LABORATORY ANALYSIS

This report shall not be reproduced, except in full,
without the written consent of Pace Analytical Services, Inc..

Pace Analytical Services, Inc.
9608 Loiret Blvd.
Lenexa, KS 66219
(913)599-5665

ANALYTICAL RESULTS

Project: FORT SMITH AR
Pace Project No.: 60204563

Sample: IW-74-201510 **Lab ID: 60204563026** Collected: 10/07/15 12:55 Received: 10/08/15 10:45 Matrix: Water

Parameters	Results	Units	Report Limit	MDL	DF	Prepared	Analyzed	CAS No.	Qual
2320B Alkalinity	Analytical Method: SM 2320B								
Alkalinity,Bicarbonate (CaCO3)	**67.9**	mg/L	20.0	2.0	1		10/12/15 11:08		
Alkalinity, Carbonate (CaCO3)	ND	mg/L	20.0	2.0	1		10/12/15 11:08		
Alkalinity, Total as CaCO3	**67.9**	mg/L	20.0	2.0	1		10/12/15 11:08		
Iron, Ferric (Calculation)	Analytical Method: SM 3500-Fe B#4								
Iron, Ferric	ND	mg/L	0.20		1		10/15/15 00:00	7439-89-6	
4500H+ pH, Electrometric	Analytical Method: SM 4500-H+B								
pH at 25 Degrees C	**5.8**	Std. Units	0.10	0.10	1		10/15/15 00:00		H6
4500S2D Sulfide, Total	Analytical Method: SM 4500-S-2 D								
Sulfide, Total	ND	mg/L	0.050	0.012	1		10/13/15 07:53	18496-25-8	
300.0 IC Anions 28 Days	Analytical Method: EPA 300.0								
Chloride	**272**	mg/L	20.0	10.0	20		10/14/15 15:24	16887-00-6	
Sulfate	**2.3**	mg/L	1.0	0.24	1		10/14/15 15:07	14808-79-8	
350.1 Ammonia	Analytical Method: EPA 350.1								
Nitrogen, Ammonia	ND	mg/L	0.10	0.046	1		10/14/15 13:35	7664-41-7	
353.2 Nitrogen, NO2/NO3 unpres	Analytical Method: EPA 353.2								
Nitrogen, Nitrate	**0.40**	mg/L	0.10	0.014	1		10/08/15 15:54		
Nitrogen, Nitrite	ND	mg/L	0.10	0.023	1		10/08/15 15:54		
Nitrogen, NO2 plus NO3	**0.40**	mg/L	0.10	0.014	1		10/08/15 15:54		
365.4 Total Phosphorus	Analytical Method: EPA 365.4								
Phosphorus as PO4	ND	mg/L	0.31		1		10/15/15 08:02		
Total Carbon Dioxide Calc	Analytical Method: SM 4500-CO2 D								
Carbon Dioxide Calculation	**252**	mg/L	20.0	20.0	1		10/16/15 00:00		
5310C TOC	Analytical Method: SM 5310C								
Total Organic Carbon	ND	mg/L	1.0	0.46	1		10/14/15 14:20	7440-44-0	

REPORT OF LABORATORY ANALYSIS

This report shall not be reproduced, except in full,
without the written consent of Pace Analytical Services, Inc..

Pace Analytical Services, Inc.
9608 Loiret Blvd.
Lenexa, KS 66219
(913)599-5665

ANALYTICAL RESULTS

Project: FORT SMITH AR
Pace Project No.: 60204563

Sample: MW-26-201510 **Lab ID: 60204563027** Collected: 10/07/15 11:45 Received: 10/08/15 10:45 Matrix: Water

Parameters	Results	Units	Report Limit	MDL	DF	Prepared	Analyzed	CAS No.	Qual
Alcohol by Direct Inject GCFID	Analytical Method: EPA 8015 - Alcohol								
2-Chloroethanol	ND	ug/L	10000	1980	1		10/13/15 20:38	107-07-3	
6010 MET ICP	Analytical Method: EPA 6010 Preparation Method: EPA 3010								
Iron	**10.0J**	ug/L	50.0	9.0	1	10/08/15 15:45	10/09/15 17:11	7439-89-6	
Manganese	**443**	ug/L	5.0	2.4	1	10/08/15 15:45	10/09/15 17:11	7439-96-5	
8260 MSV	Analytical Method: EPA 5030B/8260								
Acetone	ND	ug/L	10.0	1.9	1		10/10/15 06:28	67-64-1	
Benzene	ND	ug/L	1.0	0.060	1		10/10/15 06:28	71-43-2	
Bromodichloromethane	ND	ug/L	1.0	0.19	1		10/10/15 06:28	75-27-4	
Bromoform	ND	ug/L	1.0	0.070	1		10/10/15 06:28	75-25-2	
Bromomethane	ND	ug/L	5.0	0.16	1		10/10/15 06:28	74-83-9	
2-Butanone (MEK)	ND	ug/L	10.0	0.59	1		10/10/15 06:28	78-93-3	
Carbon disulfide	ND	ug/L	5.0	0.12	1		10/10/15 06:28	75-15-0	
Carbon tetrachloride	ND	ug/L	1.0	0.18	1		10/10/15 06:28	56-23-5	
Chlorobenzene	ND	ug/L	1.0	0.21	1		10/10/15 06:28	108-90-7	
Chloroethane	ND	ug/L	1.0	0.15	1		10/10/15 06:28	75-00-3	
Chloroform	ND	ug/L	1.0	0.14	1		10/10/15 06:28	67-66-3	
Chloromethane	ND	ug/L	1.0	0.080	1		10/10/15 06:28	74-87-3	
Dibromochloromethane	ND	ug/L	1.0	0.21	1		10/10/15 06:28	124-48-1	
1,1-Dichloroethane	ND	ug/L	1.0	0.050	1		10/10/15 06:28	75-34-3	
1,2-Dichloroethane	ND	ug/L	1.0	0.12	1		10/10/15 06:28	107-06-2	
1,1-Dichloroethene	ND	ug/L	1.0	0.20	1		10/10/15 06:28	75-35-4	
cis-1,2-Dichloroethene	ND	ug/L	1.0	0.080	1		10/10/15 06:28	156-59-2	
trans-1,2-Dichloroethene	ND	ug/L	1.0	0.20	1		10/10/15 06:28	156-60-5	
1,2-Dichloropropane	ND	ug/L	1.0	0.16	1		10/10/15 06:28	78-87-5	
cis-1,3-Dichloropropene	ND	ug/L	1.0	0.14	1		10/10/15 06:28	10061-01-5	
trans-1,3-Dichloropropene	ND	ug/L	1.0	0.12	1		10/10/15 06:28	10061-02-6	
Ethylbenzene	ND	ug/L	1.0	0.18	1		10/10/15 06:28	100-41-4	
2-Hexanone	ND	ug/L	10.0	1.2	1		10/10/15 06:28	591-78-6	
Methylene chloride	ND	ug/L	1.0	0.15	1		10/10/15 06:28	75-09-2	
4-Methyl-2-pentanone (MIBK)	ND	ug/L	10.0	0.42	1		10/10/15 06:28	108-10-1	
Styrene	ND	ug/L	1.0	0.12	1		10/10/15 06:28	100-42-5	
1,1,2,2-Tetrachloroethane	ND	ug/L	1.0	0.15	1		10/10/15 06:28	79-34-5	
Tetrachloroethene	ND	ug/L	1.0	0.10	1		10/10/15 06:28	127-18-4	
Toluene	ND	ug/L	1.0	0.17	1		10/10/15 06:28	108-88-3	
1,1,1-Trichloroethane	ND	ug/L	1.0	0.11	1		10/10/15 06:28	71-55-6	
1,1,2-Trichloroethane	ND	ug/L	1.0	0.20	1		10/10/15 06:28	79-00-5	
Trichloroethene	ND	ug/L	1.0	0.17	1		10/10/15 06:28	79-01-6	
Vinyl chloride	ND	ug/L	1.0	0.13	1		10/10/15 06:28	75-01-4	
Xylene (Total)	ND	ug/L	3.0	0.42	1		10/10/15 06:28	1330-20-7	
Surrogates									
4-Bromofluorobenzene (S)	100	%	80-120		1		10/10/15 06:28	460-00-4	
1,2-Dichloroethane-d4 (S)	96	%	80-120		1		10/10/15 06:28	17060-07-0	
Toluene-d8 (S)	101	%	80-120		1		10/10/15 06:28	2037-26-5	
Preservation pH	**1.0**		0.10	0.10	1		10/10/15 06:28		

REPORT OF LABORATORY ANALYSIS

This report shall not be reproduced, except in full,
without the written consent of Pace Analytical Services, Inc..

Pace Analytical Services, Inc.
9608 Loiret Blvd.
Lenexa, KS 66219
(913)599-5665

ANALYTICAL RESULTS

Project: FORT SMITH AR
Pace Project No.: 60204563

Sample: MW-26-201510 **Lab ID: 60204563027** Collected: 10/07/15 11:45 Received: 10/08/15 10:45 Matrix: Water

Parameters	Results	Units	Report Limit	MDL	DF	Prepared	Analyzed	CAS No.	Qual
2320B Alkalinity	Analytical Method: SM 2320B								
Alkalinity,Bicarbonate (CaCO3)	**23.7**	mg/L	20.0	2.0	1		10/12/15 11:11		
Alkalinity, Carbonate (CaCO3)	ND	mg/L	20.0	2.0	1		10/12/15 11:11		
Alkalinity, Total as CaCO3	**23.7**	mg/L	20.0	2.0	1		10/12/15 11:11		
Iron, Ferric (Calculation)	Analytical Method: SM 3500-Fe B#4								
Iron, Ferric	ND	mg/L	0.20		1		10/15/15 00:00	7439-89-6	
4500H+ pH, Electrometric	Analytical Method: SM 4500-H+B								
pH at 25 Degrees C	**5.3**	Std. Units	0.10	0.10	1		10/15/15 00:00		H6
4500S2D Sulfide, Total	Analytical Method: SM 4500-S-2 D								
Sulfide, Total	ND	mg/L	0.050	0.012	1		10/13/15 07:53	18496-25-8	
300.0 IC Anions 28 Days	Analytical Method: EPA 300.0								
Chloride	**276**	mg/L	20.0	10.0	20		10/14/15 15:56	16887-00-6	
Sulfate	**9.4**	mg/L	1.0	0.24	1		10/14/15 15:40	14808-79-8	
350.1 Ammonia	Analytical Method: EPA 350.1								
Nitrogen, Ammonia	ND	mg/L	0.10	0.046	1		10/14/15 13:36	7664-41-7	
353.2 Nitrogen, NO2/NO3 unpres	Analytical Method: EPA 353.2								
Nitrogen, Nitrate	**3.2**	mg/L	0.10	0.014	1		10/08/15 15:55		
Nitrogen, Nitrite	ND	mg/L	0.10	0.023	1		10/08/15 15:55		
Nitrogen, NO2 plus NO3	**3.2**	mg/L	0.10	0.014	1		10/08/15 15:55		
365.4 Total Phosphorus	Analytical Method: EPA 365.4								
Phosphorus as PO4	ND	mg/L	0.31		1		10/15/15 08:03		
Total Carbon Dioxide Calc	Analytical Method: SM 4500-CO2 D								
Carbon Dioxide Calculation	**270**	mg/L	20.0	20.0	1		10/16/15 00:00		
5310C TOC	Analytical Method: SM 5310C								
Total Organic Carbon	ND	mg/L	1.0	0.46	1		10/14/15 14:33	7440-44-0	

REPORT OF LABORATORY ANALYSIS

This report shall not be reproduced, except in full,
without the written consent of Pace Analytical Services, Inc..

Pace Analytical Services, Inc.
9608 Loiret Blvd.
Lenexa, KS 66219
(913)599-5665

ANALYTICAL RESULTS

Project: FORT SMITH AR
Pace Project No.: 60204563

Sample: MW-27-201510 **Lab ID: 60204563028** Collected: 10/07/15 14:12 Received: 10/08/15 10:45 Matrix: Water

Parameters	Results	Units	Report Limit	MDL	DF	Prepared	Analyzed	CAS No.	Qual
Alcohol by Direct Inject GCFID	Analytical Method: EPA 8015 - Alcohol								
2-Chloroethanol	ND	ug/L	10000	1980	1		10/13/15 20:49	107-07-3	
6010 MET ICP	Analytical Method: EPA 6010 Preparation Method: EPA 3010								
Iron	**525**	ug/L	50.0	9.0	1	10/08/15 15:45	10/09/15 17:13	7439-89-6	
Manganese	**11.6**	ug/L	5.0	2.4	1	10/08/15 15:45	10/09/15 17:13	7439-96-5	
8260 MSV	Analytical Method: EPA 5030B/8260								
Acetone	**2.4J**	ug/L	10.0	1.9	1		10/10/15 06:43	67-64-1	
Benzene	ND	ug/L	1.0	0.060	1		10/10/15 06:43	71-43-2	
Bromodichloromethane	ND	ug/L	1.0	0.19	1		10/10/15 06:43	75-27-4	
Bromoform	ND	ug/L	1.0	0.070	1		10/10/15 06:43	75-25-2	
Bromomethane	ND	ug/L	5.0	0.16	1		10/10/15 06:43	74-83-9	
2-Butanone (MEK)	ND	ug/L	10.0	0.59	1		10/10/15 06:43	78-93-3	
Carbon disulfide	ND	ug/L	5.0	0.12	1		10/10/15 06:43	75-15-0	
Carbon tetrachloride	ND	ug/L	1.0	0.18	1		10/10/15 06:43	56-23-5	
Chlorobenzene	ND	ug/L	1.0	0.21	1		10/10/15 06:43	108-90-7	
Chloroethane	ND	ug/L	1.0	0.15	1		10/10/15 06:43	75-00-3	
Chloroform	ND	ug/L	1.0	0.14	1		10/10/15 06:43	67-66-3	
Chloromethane	ND	ug/L	1.0	0.080	1		10/10/15 06:43	74-87-3	
Dibromochloromethane	ND	ug/L	1.0	0.21	1		10/10/15 06:43	124-48-1	
1,1-Dichloroethane	ND	ug/L	1.0	0.050	1		10/10/15 06:43	75-34-3	
1,2-Dichloroethane	ND	ug/L	1.0	0.12	1		10/10/15 06:43	107-06-2	
1,1-Dichloroethene	ND	ug/L	1.0	0.20	1		10/10/15 06:43	75-35-4	
cis-1,2-Dichloroethene	**0.33J**	ug/L	1.0	0.080	1		10/10/15 06:43	156-59-2	
trans-1,2-Dichloroethene	ND	ug/L	1.0	0.20	1		10/10/15 06:43	156-60-5	
1,2-Dichloropropane	ND	ug/L	1.0	0.16	1		10/10/15 06:43	78-87-5	
cis-1,3-Dichloropropene	ND	ug/L	1.0	0.14	1		10/10/15 06:43	10061-01-5	
trans-1,3-Dichloropropene	ND	ug/L	1.0	0.12	1		10/10/15 06:43	10061-02-6	
Ethylbenzene	ND	ug/L	1.0	0.18	1		10/10/15 06:43	100-41-4	
2-Hexanone	ND	ug/L	10.0	1.2	1		10/10/15 06:43	591-78-6	
Methylene chloride	ND	ug/L	1.0	0.15	1		10/10/15 06:43	75-09-2	
4-Methyl-2-pentanone (MIBK)	ND	ug/L	10.0	0.42	1		10/10/15 06:43	108-10-1	
Styrene	ND	ug/L	1.0	0.12	1		10/10/15 06:43	100-42-5	
1,1,2,2-Tetrachloroethane	ND	ug/L	1.0	0.15	1		10/10/15 06:43	79-34-5	
Tetrachloroethene	ND	ug/L	1.0	0.10	1		10/10/15 06:43	127-18-4	
Toluene	ND	ug/L	1.0	0.17	1		10/10/15 06:43	108-88-3	
1,1,1-Trichloroethane	ND	ug/L	1.0	0.11	1		10/10/15 06:43	71-55-6	
1,1,2-Trichloroethane	ND	ug/L	1.0	0.20	1		10/10/15 06:43	79-00-5	
Trichloroethene	**0.55J**	ug/L	1.0	0.17	1		10/10/15 06:43	79-01-6	
Vinyl chloride	ND	ug/L	1.0	0.13	1		10/10/15 06:43	75-01-4	
Xylene (Total)	ND	ug/L	3.0	0.42	1		10/10/15 06:43	1330-20-7	
Surrogates									
4-Bromofluorobenzene (S)	100	%	80-120		1		10/10/15 06:43	460-00-4	
1,2-Dichloroethane-d4 (S)	99	%	80-120		1		10/10/15 06:43	17060-07-0	
Toluene-d8 (S)	102	%	80-120		1		10/10/15 06:43	2037-26-5	
Preservation pH	**1.0**		0.10	0.10	1		10/10/15 06:43		

REPORT OF LABORATORY ANALYSIS

This report shall not be reproduced, except in full,
without the written consent of Pace Analytical Services, Inc..

Pace Analytical Services, Inc.
9608 Loiret Blvd.
Lenexa, KS 66219
(913)599-5665

ANALYTICAL RESULTS

Project: FORT SMITH AR
Pace Project No.: 60204563

Sample: MW-27-201510 **Lab ID: 60204563028** Collected: 10/07/15 14:12 Received: 10/08/15 10:45 Matrix: Water

Parameters	Results	Units	Report Limit	MDL	DF	Prepared	Analyzed	CAS No.	Qual
2320B Alkalinity	Analytical Method: SM 2320B								
Alkalinity,Bicarbonate (CaCO3)	**38.4**	mg/L	20.0	2.0	1		10/12/15 11:14		
Alkalinity, Carbonate (CaCO3)	ND	mg/L	20.0	2.0	1		10/12/15 11:14		
Alkalinity, Total as CaCO3	**38.4**	mg/L	20.0	2.0	1		10/12/15 11:14		
Iron, Ferric (Calculation)	Analytical Method: SM 3500-Fe B#4								
Iron, Ferric	**0.52**	mg/L	0.20		1		10/15/15 00:00	7439-89-6	
4500H+ pH, Electrometric	Analytical Method: SM 4500-H+B								
pH at 25 Degrees C	**5.8**	Std. Units	0.10	0.10	1		10/15/15 00:00		H6
4500S2D Sulfide, Total	Analytical Method: SM 4500-S-2 D								
Sulfide, Total	ND	mg/L	0.050	0.012	1		10/13/15 07:53	18496-25-8	
300.0 IC Anions 28 Days	Analytical Method: EPA 300.0								
Chloride	**34.3**	mg/L	5.0	2.5	5		10/14/15 17:01	16887-00-6	
Sulfate	**12.0**	mg/L	1.0	0.24	1		10/14/15 16:12	14808-79-8	
350.1 Ammonia	Analytical Method: EPA 350.1								
Nitrogen, Ammonia	ND	mg/L	0.10	0.046	1		10/14/15 13:37	7664-41-7	
353.2 Nitrogen, NO2/NO3 unpres	Analytical Method: EPA 353.2								
Nitrogen, Nitrate	**0.47**	mg/L	0.10	0.014	1		10/08/15 15:56		
Nitrogen, Nitrite	ND	mg/L	0.10	0.023	1		10/08/15 15:56		
Nitrogen, NO2 plus NO3	**0.47**	mg/L	0.10	0.014	1		10/08/15 15:56		
365.4 Total Phosphorus	Analytical Method: EPA 365.4								
Phosphorus as PO4	ND	mg/L	0.31		1		10/15/15 08:04		
Total Carbon Dioxide Calc	Analytical Method: SM 4500-CO2 D								
Carbon Dioxide Calculation	**153**	mg/L	20.0	20.0	1		10/16/15 00:00		
5310C TOC	Analytical Method: SM 5310C								
Total Organic Carbon	**1.1**	mg/L	1.0	0.46	1		10/14/15 14:46	7440-44-0	B

REPORT OF LABORATORY ANALYSIS

This report shall not be reproduced, except in full,
without the written consent of Pace Analytical Services, Inc..

Pace Analytical Services, Inc.
9608 Loiret Blvd.
Lenexa, KS 66219
(913)599-5665

ANALYTICAL RESULTS

Project: FORT SMITH AR
Pace Project No.: 60204563

Sample: MW-89-201510 **Lab ID: 60204563029** Collected: 10/07/15 11:57 Received: 10/08/15 10:45 Matrix: Water

Parameters	Results	Units	Report Limit	MDL	DF	Prepared	Analyzed	CAS No.	Qual
Alcohol by Direct Inject GCFID	Analytical Method: EPA 8015 - Alcohol								
2-Chloroethanol	ND	ug/L	10000	1980	1		10/13/15 21:00	107-07-3	
6010 MET ICP	Analytical Method: EPA 6010 Preparation Method: EPA 3010								
Iron	**73.6**	ug/L	50.0	9.0	1	10/08/15 15:45	10/09/15 17:15	7439-89-6	
Manganese	**302**	ug/L	5.0	2.4	1	10/08/15 15:45	10/09/15 17:15	7439-96-5	
8260 MSV	Analytical Method: EPA 5030B/8260								
Acetone	ND	ug/L	10.0	1.9	1		10/10/15 07:26	67-64-1	
Benzene	ND	ug/L	1.0	0.060	1		10/10/15 07:26	71-43-2	
Bromodichloromethane	ND	ug/L	1.0	0.19	1		10/10/15 07:26	75-27-4	
Bromoform	ND	ug/L	1.0	0.070	1		10/10/15 07:26	75-25-2	
Bromomethane	ND	ug/L	5.0	0.16	1		10/10/15 07:26	74-83-9	
2-Butanone (MEK)	ND	ug/L	10.0	0.59	1		10/10/15 07:26	78-93-3	
Carbon disulfide	ND	ug/L	5.0	0.12	1		10/10/15 07:26	75-15-0	
Carbon tetrachloride	ND	ug/L	1.0	0.18	1		10/10/15 07:26	56-23-5	
Chlorobenzene	ND	ug/L	1.0	0.21	1		10/10/15 07:26	108-90-7	
Chloroethane	ND	ug/L	1.0	0.15	1		10/10/15 07:26	75-00-3	
Chloroform	ND	ug/L	1.0	0.14	1		10/10/15 07:26	67-66-3	
Chloromethane	ND	ug/L	1.0	0.080	1		10/10/15 07:26	74-87-3	
Dibromochloromethane	ND	ug/L	1.0	0.21	1		10/10/15 07:26	124-48-1	
1,1-Dichloroethane	ND	ug/L	1.0	0.050	1		10/10/15 07:26	75-34-3	
1,2-Dichloroethane	ND	ug/L	1.0	0.12	1		10/10/15 07:26	107-06-2	
1,1-Dichloroethene	ND	ug/L	1.0	0.20	1		10/10/15 07:26	75-35-4	
cis-1,2-Dichloroethene	**0.24J**	ug/L	1.0	0.080	1		10/10/15 07:26	156-59-2	
trans-1,2-Dichloroethene	ND	ug/L	1.0	0.20	1		10/10/15 07:26	156-60-5	
1,2-Dichloropropane	ND	ug/L	1.0	0.16	1		10/10/15 07:26	78-87-5	
cis-1,3-Dichloropropene	ND	ug/L	1.0	0.14	1		10/10/15 07:26	10061-01-5	
trans-1,3-Dichloropropene	ND	ug/L	1.0	0.12	1		10/10/15 07:26	10061-02-6	
Ethylbenzene	ND	ug/L	1.0	0.18	1		10/10/15 07:26	100-41-4	
2-Hexanone	ND	ug/L	10.0	1.2	1		10/10/15 07:26	591-78-6	
Methylene chloride	ND	ug/L	1.0	0.15	1		10/10/15 07:26	75-09-2	
4-Methyl-2-pentanone (MIBK)	ND	ug/L	10.0	0.42	1		10/10/15 07:26	108-10-1	
Styrene	ND	ug/L	1.0	0.12	1		10/10/15 07:26	100-42-5	
1,1,2,2-Tetrachloroethane	ND	ug/L	1.0	0.15	1		10/10/15 07:26	79-34-5	
Tetrachloroethene	ND	ug/L	1.0	0.10	1		10/10/15 07:26	127-18-4	
Toluene	ND	ug/L	1.0	0.17	1		10/10/15 07:26	108-88-3	
1,1,1-Trichloroethane	ND	ug/L	1.0	0.11	1		10/10/15 07:26	71-55-6	
1,1,2-Trichloroethane	ND	ug/L	1.0	0.20	1		10/10/15 07:26	79-00-5	
Trichloroethene	**12.7**	ug/L	1.0	0.17	1		10/10/15 07:26	79-01-6	
Vinyl chloride	ND	ug/L	1.0	0.13	1		10/10/15 07:26	75-01-4	
Xylene (Total)	ND	ug/L	3.0	0.42	1		10/10/15 07:26	1330-20-7	
Surrogates									
4-Bromofluorobenzene (S)	99	%	80-120		1		10/10/15 07:26	460-00-4	
1,2-Dichloroethane-d4 (S)	98	%	80-120		1		10/10/15 07:26	17060-07-0	
Toluene-d8 (S)	103	%	80-120		1		10/10/15 07:26	2037-26-5	
Preservation pH	**1.0**		0.10	0.10	1		10/10/15 07:26		

REPORT OF LABORATORY ANALYSIS

This report shall not be reproduced, except in full,
without the written consent of Pace Analytical Services, Inc..

Pace Analytical Services, Inc.
9608 Loiret Blvd.
Lenexa, KS 66219
(913)599-5665

ANALYTICAL RESULTS

Project: FORT SMITH AR
Pace Project No.: 60204563

Sample: MW-89-201510 **Lab ID: 60204563029** Collected: 10/07/15 11:57 Received: 10/08/15 10:45 Matrix: Water

Parameters	Results	Units	Report Limit	MDL	DF	Prepared	Analyzed	CAS No.	Qual
2320B Alkalinity	Analytical Method: SM 2320B								
Alkalinity,Bicarbonate (CaCO3)	**26.8**	mg/L	20.0	2.0	1		10/12/15 11:26		
Alkalinity, Carbonate (CaCO3)	ND	mg/L	20.0	2.0	1		10/12/15 11:26		
Alkalinity, Total as CaCO3	**26.8**	mg/L	20.0	2.0	1		10/12/15 11:26		
Iron, Ferric (Calculation)	Analytical Method: SM 3500-Fe B#4								
Iron, Ferric	ND	mg/L	0.20		1		10/15/15 00:00	7439-89-6	
4500H+ pH, Electrometric	Analytical Method: SM 4500-H+B								
pH at 25 Degrees C	**5.3**	Std. Units	0.10	0.10	1		10/15/15 00:00		H6
4500S2D Sulfide, Total	Analytical Method: SM 4500-S-2 D								
Sulfide, Total	ND	mg/L	0.050	0.012	1		10/13/15 07:53	18496-25-8	
300.0 IC Anions 28 Days	Analytical Method: EPA 300.0								
Chloride	**43.8**	mg/L	5.0	2.5	5		10/14/15 17:33	16887-00-6	
Sulfate	**8.8**	mg/L	1.0	0.24	1		10/14/15 17:17	14808-79-8	
350.1 Ammonia	Analytical Method: EPA 350.1								
Nitrogen, Ammonia	ND	mg/L	0.10	0.046	1		10/14/15 13:41	7664-41-7	
353.2 Nitrogen, NO2/NO3 unpres	Analytical Method: EPA 353.2								
Nitrogen, Nitrate	**106**	mg/L	5.0	0.70	50		10/08/15 16:30		
Nitrogen, Nitrite	ND	mg/L	5.0	1.2	50		10/08/15 16:30		
Nitrogen, NO2 plus NO3	**106**	mg/L	5.0	0.70	50		10/08/15 16:30		
365.4 Total Phosphorus	Analytical Method: EPA 365.4								
Phosphorus as PO4	ND	mg/L	0.31		1		10/15/15 08:05		
Total Carbon Dioxide Calc	Analytical Method: SM 4500-CO2 D								
Carbon Dioxide Calculation	**305**	mg/L	20.0	20.0	1		10/16/15 00:00		
5310C TOC	Analytical Method: SM 5310C								
Total Organic Carbon	**1.3**	mg/L	1.0	0.46	1		10/14/15 14:59	7440-44-0	B

REPORT OF LABORATORY ANALYSIS

This report shall not be reproduced, except in full,
without the written consent of Pace Analytical Services, Inc..

Pace Analytical Services, Inc.
9608 Loiret Blvd.
Lenexa, KS 66219
(913)599-5665

ANALYTICAL RESULTS

Project: FORT SMITH AR
Pace Project No.: 60204563

Sample: ITMW-16-201510 **Lab ID: 60204563030** Collected: 10/07/15 12:00 Received: 10/08/15 10:45 Matrix: Water

Parameters	Results	Units	Report Limit	MDL	DF	Prepared	Analyzed	CAS No.	Qual
Alcohol by Direct Inject GCFID	Analytical Method: EPA 8015 - Alcohol								
2-Chloroethanol	ND	ug/L	10000	1980	1		10/13/15 21:11	107-07-3	
6010 MET ICP	Analytical Method: EPA 6010 Preparation Method: EPA 3010								
Iron	**1440**	ug/L	50.0	9.0	1	10/08/15 15:45	10/09/15 17:34	7439-89-6	
Manganese	**184**	ug/L	5.0	2.4	1	10/08/15 15:45	10/09/15 17:34	7439-96-5	
8260 MSV	Analytical Method: EPA 5030B/8260								
Acetone	ND	ug/L	10.0	1.9	1		10/10/15 06:57	67-64-1	
Benzene	ND	ug/L	1.0	0.060	1		10/10/15 06:57	71-43-2	
Bromodichloromethane	ND	ug/L	1.0	0.19	1		10/10/15 06:57	75-27-4	
Bromoform	ND	ug/L	1.0	0.070	1		10/10/15 06:57	75-25-2	
Bromomethane	ND	ug/L	5.0	0.16	1		10/10/15 06:57	74-83-9	
2-Butanone (MEK)	ND	ug/L	10.0	0.59	1		10/10/15 06:57	78-93-3	
Carbon disulfide	ND	ug/L	5.0	0.12	1		10/10/15 06:57	75-15-0	
Carbon tetrachloride	ND	ug/L	1.0	0.18	1		10/10/15 06:57	56-23-5	
Chlorobenzene	ND	ug/L	1.0	0.21	1		10/10/15 06:57	108-90-7	
Chloroethane	ND	ug/L	1.0	0.15	1		10/10/15 06:57	75-00-3	
Chloroform	ND	ug/L	1.0	0.14	1		10/10/15 06:57	67-66-3	
Chloromethane	**0.12J**	ug/L	1.0	0.080	1		10/10/15 06:57	74-87-3	
Dibromochloromethane	ND	ug/L	1.0	0.21	1		10/10/15 06:57	124-48-1	
1,1-Dichloroethane	ND	ug/L	1.0	0.050	1		10/10/15 06:57	75-34-3	
1,2-Dichloroethane	ND	ug/L	1.0	0.12	1		10/10/15 06:57	107-06-2	
1,1-Dichloroethene	ND	ug/L	1.0	0.20	1		10/10/15 06:57	75-35-4	
cis-1,2-Dichloroethene	ND	ug/L	1.0	0.080	1		10/10/15 06:57	156-59-2	
trans-1,2-Dichloroethene	ND	ug/L	1.0	0.20	1		10/10/15 06:57	156-60-5	
1,2-Dichloropropane	ND	ug/L	1.0	0.16	1		10/10/15 06:57	78-87-5	
cis-1,3-Dichloropropene	ND	ug/L	1.0	0.14	1		10/10/15 06:57	10061-01-5	
trans-1,3-Dichloropropene	ND	ug/L	1.0	0.12	1		10/10/15 06:57	10061-02-6	
Ethylbenzene	ND	ug/L	1.0	0.18	1		10/10/15 06:57	100-41-4	
2-Hexanone	ND	ug/L	10.0	1.2	1		10/10/15 06:57	591-78-6	
Methylene chloride	ND	ug/L	1.0	0.15	1		10/10/15 06:57	75-09-2	
4-Methyl-2-pentanone (MIBK)	ND	ug/L	10.0	0.42	1		10/10/15 06:57	108-10-1	
Styrene	ND	ug/L	1.0	0.12	1		10/10/15 06:57	100-42-5	
1,1,2,2-Tetrachloroethane	ND	ug/L	1.0	0.15	1		10/10/15 06:57	79-34-5	
Tetrachloroethene	ND	ug/L	1.0	0.10	1		10/10/15 06:57	127-18-4	
Toluene	ND	ug/L	1.0	0.17	1		10/10/15 06:57	108-88-3	
1,1,1-Trichloroethane	ND	ug/L	1.0	0.11	1		10/10/15 06:57	71-55-6	
1,1,2-Trichloroethane	ND	ug/L	1.0	0.20	1		10/10/15 06:57	79-00-5	
Trichloroethene	ND	ug/L	1.0	0.17	1		10/10/15 06:57	79-01-6	
Vinyl chloride	ND	ug/L	1.0	0.13	1		10/10/15 06:57	75-01-4	
Xylene (Total)	ND	ug/L	3.0	0.42	1		10/10/15 06:57	1330-20-7	
Surrogates									
4-Bromofluorobenzene (S)	99	%	80-120		1		10/10/15 06:57	460-00-4	
1,2-Dichloroethane-d4 (S)	98	%	80-120		1		10/10/15 06:57	17060-07-0	
Toluene-d8 (S)	102	%	80-120		1		10/10/15 06:57	2037-26-5	
Preservation pH	**1.0**		0.10	0.10	1		10/10/15 06:57		

REPORT OF LABORATORY ANALYSIS

This report shall not be reproduced, except in full,
without the written consent of Pace Analytical Services, Inc..

Pace Analytical Services, Inc.
9608 Loiret Blvd.
Lenexa, KS 66219
(913)599-5665

ANALYTICAL RESULTS

Project: FORT SMITH AR
Pace Project No.: 60204563

Sample: ITMW-16-201510 **Lab ID: 60204563030** Collected: 10/07/15 12:00 Received: 10/08/15 10:45 Matrix: Water

Parameters	Results	Units	Report Limit	MDL	DF	Prepared	Analyzed	CAS No.	Qual
2320B Alkalinity	Analytical Method: SM 2320B								
Alkalinity,Bicarbonate (CaCO3)	**55.6**	mg/L	20.0	2.0	1		10/12/15 11:30		
Alkalinity, Carbonate (CaCO3)	ND	mg/L	20.0	2.0	1		10/12/15 11:30		
Alkalinity, Total as CaCO3	**55.6**	mg/L	20.0	2.0	1		10/12/15 11:30		
Iron, Ferric (Calculation)	Analytical Method: SM 3500-Fe B#4								
Iron, Ferric	**1.4**	mg/L	0.20		1		10/15/15 00:00	7439-89-6	
4500H+ pH, Electrometric	Analytical Method: SM 4500-H+B								
pH at 25 Degrees C	**6.4**	Std. Units	0.10	0.10	1		10/15/15 00:00		H6
4500S2D Sulfide, Total	Analytical Method: SM 4500-S-2 D								
Sulfide, Total	ND	mg/L	0.050	0.012	1		10/13/15 08:00	18496-25-8	
300.0 IC Anions 28 Days	Analytical Method: EPA 300.0								
Chloride	**0.69J**	mg/L	1.0	0.50	1		10/14/15 17:49	16887-00-6	
Sulfate	**11.4**	mg/L	1.0	0.24	1		10/14/15 17:49	14808-79-8	
350.1 Ammonia	Analytical Method: EPA 350.1								
Nitrogen, Ammonia	ND	mg/L	0.10	0.046	1		10/14/15 13:42	7664-41-7	
353.2 Nitrogen, NO2/NO3 unpres	Analytical Method: EPA 353.2								
Nitrogen, Nitrate	ND	mg/L	0.10	0.014	1		10/08/15 16:05		
Nitrogen, Nitrite	ND	mg/L	0.10	0.023	1		10/08/15 16:05		
Nitrogen, NO2 plus NO3	ND	mg/L	0.10	0.014	1		10/08/15 16:05		
365.4 Total Phosphorus	Analytical Method: EPA 365.4								
Phosphorus as PO4	ND	mg/L	0.31		1		10/15/15 08:06		
Total Carbon Dioxide Calc	Analytical Method: SM 4500-CO2 D								
Carbon Dioxide Calculation	**94.3**	mg/L	20.0	20.0	1		10/16/15 00:00		
5310C TOC	Analytical Method: SM 5310C								
Total Organic Carbon	**5.9**	mg/L	1.0	0.46	1		10/14/15 15:12	7440-44-0	

REPORT OF LABORATORY ANALYSIS

This report shall not be reproduced, except in full,
without the written consent of Pace Analytical Services, Inc..

Pace Analytical Services, Inc.
9608 Loiret Blvd.
Lenexa, KS 66219
(913)599-5665

ANALYTICAL RESULTS

Project: FORT SMITH AR
Pace Project No.: 60204563

Sample: MW-65-201510 **Lab ID: 60204563031** Collected: 10/07/15 09:40 Received: 10/08/15 10:45 Matrix: Water

Parameters	Results	Units	Report Limit	MDL	DF	Prepared	Analyzed	CAS No.	Qual
Alcohol by Direct Inject GCFID	Analytical Method: EPA 8015 - Alcohol								
2-Chloroethanol	ND	ug/L	10000	1980	1		10/13/15 21:22	107-07-3	
6010 MET ICP	Analytical Method: EPA 6010 Preparation Method: EPA 3010								
Iron	**574**	ug/L	50.0	9.0	1	10/08/15 15:45	10/09/15 17:36	7439-89-6	
Manganese	**77.7**	ug/L	5.0	2.4	1	10/08/15 15:45	10/09/15 17:36	7439-96-5	
8260 MSV	Analytical Method: EPA 5030B/8260								
Acetone	**5.6J**	ug/L	10.0	1.9	1		10/12/15 16:54	67-64-1	L1
Benzene	ND	ug/L	1.0	0.060	1		10/12/15 16:54	71-43-2	
Bromodichloromethane	ND	ug/L	1.0	0.19	1		10/12/15 16:54	75-27-4	
Bromoform	**0.62J**	ug/L	1.0	0.070	1		10/12/15 16:54	75-25-2	
Bromomethane	**1.5J**	ug/L	5.0	0.16	1		10/12/15 16:54	74-83-9	B
2-Butanone (MEK)	ND	ug/L	10.0	0.59	1		10/12/15 16:54	78-93-3	
Carbon disulfide	ND	ug/L	5.0	0.12	1		10/12/15 16:54	75-15-0	
Carbon tetrachloride	ND	ug/L	1.0	0.18	1		10/12/15 16:54	56-23-5	
Chlorobenzene	ND	ug/L	1.0	0.21	1		10/12/15 16:54	108-90-7	
Chloroethane	ND	ug/L	1.0	0.15	1		10/12/15 16:54	75-00-3	
Chloroform	**0.18J**	ug/L	1.0	0.14	1		10/12/15 16:54	67-66-3	
Chloromethane	**0.52J**	ug/L	1.0	0.080	1		10/12/15 16:54	74-87-3	B
Dibromochloromethane	ND	ug/L	1.0	0.21	1		10/12/15 16:54	124-48-1	
1,1-Dichloroethane	ND	ug/L	1.0	0.050	1		10/12/15 16:54	75-34-3	
1,2-Dichloroethane	ND	ug/L	1.0	0.12	1		10/12/15 16:54	107-06-2	
1,1-Dichloroethene	ND	ug/L	1.0	0.20	1		10/12/15 16:54	75-35-4	
cis-1,2-Dichloroethene	ND	ug/L	1.0	0.080	1		10/12/15 16:54	156-59-2	
trans-1,2-Dichloroethene	ND	ug/L	1.0	0.20	1		10/12/15 16:54	156-60-5	
1,2-Dichloropropane	ND	ug/L	1.0	0.16	1		10/12/15 16:54	78-87-5	
cis-1,3-Dichloropropene	ND	ug/L	1.0	0.14	1		10/12/15 16:54	10061-01-5	
trans-1,3-Dichloropropene	ND	ug/L	1.0	0.12	1		10/12/15 16:54	10061-02-6	
Ethylbenzene	ND	ug/L	1.0	0.18	1		10/12/15 16:54	100-41-4	
2-Hexanone	ND	ug/L	10.0	1.2	1		10/12/15 16:54	591-78-6	
Methylene chloride	ND	ug/L	1.0	0.15	1		10/12/15 16:54	75-09-2	
4-Methyl-2-pentanone (MIBK)	ND	ug/L	10.0	0.42	1		10/12/15 16:54	108-10-1	
Styrene	ND	ug/L	1.0	0.12	1		10/12/15 16:54	100-42-5	
1,1,2,2-Tetrachloroethane	ND	ug/L	1.0	0.15	1		10/12/15 16:54	79-34-5	
Tetrachloroethene	ND	ug/L	1.0	0.10	1		10/12/15 16:54	127-18-4	
Toluene	ND	ug/L	1.0	0.17	1		10/12/15 16:54	108-88-3	
1,1,1-Trichloroethane	ND	ug/L	1.0	0.11	1		10/12/15 16:54	71-55-6	
1,1,2-Trichloroethane	ND	ug/L	1.0	0.20	1		10/12/15 16:54	79-00-5	
Trichloroethene	**0.28J**	ug/L	1.0	0.17	1		10/12/15 16:54	79-01-6	
Vinyl chloride	ND	ug/L	1.0	0.13	1		10/12/15 16:54	75-01-4	
Xylene (Total)	ND	ug/L	3.0	0.42	1		10/12/15 16:54	1330-20-7	
Surrogates									
4-Bromofluorobenzene (S)	96	%	80-120		1		10/12/15 16:54	460-00-4	
1,2-Dichloroethane-d4 (S)	107	%	80-120		1		10/12/15 16:54	17060-07-0	
Toluene-d8 (S)	99	%	80-120		1		10/12/15 16:54	2037-26-5	
Preservation pH	**11.0**		0.10	0.10	1		10/12/15 16:54		

REPORT OF LABORATORY ANALYSIS

This report shall not be reproduced, except in full,
without the written consent of Pace Analytical Services, Inc..

Pace Analytical Services, Inc.
9608 Loiret Blvd.
Lenexa, KS 66219
(913)599-5665

ANALYTICAL RESULTS

Project: FORT SMITH AR
Pace Project No.: 60204563

Sample: MW-65-201510 **Lab ID: 60204563031** Collected: 10/07/15 09:40 Received: 10/08/15 10:45 Matrix: Water

Parameters	Results	Units	Report Limit	MDL	DF	Prepared	Analyzed	CAS No.	Qual
2320B Alkalinity	Analytical Method: SM 2320B								
Alkalinity,Bicarbonate (CaCO3)	ND	mg/L	200	20.0	10		10/13/15 17:43		
Alkalinity, Carbonate (CaCO3)	**1540**	mg/L	200	20.0	10		10/13/15 17:43		
Alkalinity, Total as CaCO3	**6770**	mg/L	200	20.0	10		10/13/15 17:43		
Iron, Ferric (Calculation)	Analytical Method: SM 3500-Fe B#4								
Iron, Ferric	**0.53**	mg/L	0.20		1		10/15/15 00:00	7439-89-6	
4500H+ pH, Electrometric	Analytical Method: SM 4500-H+B								
pH at 25 Degrees C	**13.2**	Std. Units	0.10	0.10	1		10/15/15 00:00		H6
4500S2D Sulfide, Total	Analytical Method: SM 4500-S-2 D								
Sulfide, Total	ND	mg/L	0.050	0.012	1		10/13/15 08:01	18496-25-8	
300.0 IC Anions 28 Days	Analytical Method: EPA 300.0								
Chloride	**245**	mg/L	20.0	10.0	20		10/14/15 18:22	16887-00-6	
Sulfate	**2450**	mg/L	200	47.3	200		10/15/15 04:53	14808-79-8	
350.1 Ammonia	Analytical Method: EPA 350.1								
Nitrogen, Ammonia	**3.3**	mg/L	0.20	0.093	2		10/14/15 14:43	7664-41-7	
353.2 Nitrogen, NO2/NO3 unpres	Analytical Method: EPA 353.2								
Nitrogen, Nitrate	**2.8**	mg/L	0.10	0.014	1		10/08/15 16:06		
Nitrogen, Nitrite	**0.83**	mg/L	0.10	0.023	1		10/08/15 16:06		
Nitrogen, NO2 plus NO3	**3.6**	mg/L	0.10	0.014	1		10/08/15 16:06		
365.4 Total Phosphorus	Analytical Method: EPA 365.4								
Phosphorus as PO4	**95.4**	mg/L	6.2		20		10/15/15 08:47		
Total Carbon Dioxide Calc	Analytical Method: SM 4500-CO2 D								
Carbon Dioxide Calculation	**680**	mg/L	20.0	20.0	1		10/16/15 00:00		
5310C TOC	Analytical Method: SM 5310C								
Total Organic Carbon	**26.0**	mg/L	5.0	2.3	5		10/14/15 23:42	7440-44-0	

REPORT OF LABORATORY ANALYSIS

This report shall not be reproduced, except in full,
without the written consent of Pace Analytical Services, Inc..

Pace Analytical Services, Inc.
9608 Loiret Blvd.
Lenexa, KS 66219
(913)599-5665

ANALYTICAL RESULTS

Project: FORT SMITH AR
Pace Project No.: 60204563

Sample: MW-32R-201510 **Lab ID: 60204563032** Collected: 10/07/15 17:20 Received: 10/08/15 10:45 Matrix: Water

Parameters	Results	Units	Report Limit	MDL	DF	Prepared	Analyzed	CAS No.	Qual
Alcohol by Direct Inject GCFID	Analytical Method: EPA 8015 - Alcohol								
2-Chloroethanol	ND	ug/L	10000	1980	1		10/13/15 21:34	107-07-3	
6010 MET ICP	Analytical Method: EPA 6010 Preparation Method: EPA 3010								
Iron	**3150**	ug/L	50.0	9.0	1	10/08/15 15:45	10/09/15 17:39	7439-89-6	
Manganese	**2410**	ug/L	5.0	2.4	1	10/08/15 15:45	10/09/15 17:39	7439-96-5	
8260 MSV	Analytical Method: EPA 5030B/8260								
Acetone	**16.5**	ug/L	10.0	1.9	1		10/10/15 07:12	67-64-1	
Benzene	ND	ug/L	1.0	0.060	1		10/10/15 07:12	71-43-2	
Bromodichloromethane	ND	ug/L	1.0	0.19	1		10/10/15 07:12	75-27-4	
Bromoform	ND	ug/L	1.0	0.070	1		10/10/15 07:12	75-25-2	
Bromomethane	**3.9J**	ug/L	5.0	0.16	1		10/10/15 07:12	74-83-9	
2-Butanone (MEK)	ND	ug/L	10.0	0.59	1		10/10/15 07:12	78-93-3	
Carbon disulfide	**0.62J**	ug/L	5.0	0.12	1		10/10/15 07:12	75-15-0	
Carbon tetrachloride	ND	ug/L	1.0	0.18	1		10/10/15 07:12	56-23-5	
Chlorobenzene	ND	ug/L	1.0	0.21	1		10/10/15 07:12	108-90-7	
Chloroethane	ND	ug/L	1.0	0.15	1		10/10/15 07:12	75-00-3	
Chloroform	ND	ug/L	1.0	0.14	1		10/10/15 07:12	67-66-3	
Chloromethane	**3.9**	ug/L	1.0	0.080	1		10/10/15 07:12	74-87-3	
Dibromochloromethane	ND	ug/L	1.0	0.21	1		10/10/15 07:12	124-48-1	
1,1-Dichloroethane	ND	ug/L	1.0	0.050	1		10/10/15 07:12	75-34-3	
1,2-Dichloroethane	ND	ug/L	1.0	0.12	1		10/10/15 07:12	107-06-2	
1,1-Dichloroethene	ND	ug/L	1.0	0.20	1		10/10/15 07:12	75-35-4	
cis-1,2-Dichloroethene	**0.37J**	ug/L	1.0	0.080	1		10/10/15 07:12	156-59-2	
trans-1,2-Dichloroethene	ND	ug/L	1.0	0.20	1		10/10/15 07:12	156-60-5	
1,2-Dichloropropane	ND	ug/L	1.0	0.16	1		10/10/15 07:12	78-87-5	
cis-1,3-Dichloropropene	ND	ug/L	1.0	0.14	1		10/10/15 07:12	10061-01-5	
trans-1,3-Dichloropropene	ND	ug/L	1.0	0.12	1		10/10/15 07:12	10061-02-6	
Ethylbenzene	ND	ug/L	1.0	0.18	1		10/10/15 07:12	100-41-4	
2-Hexanone	ND	ug/L	10.0	1.2	1		10/10/15 07:12	591-78-6	
Methylene chloride	ND	ug/L	1.0	0.15	1		10/10/15 07:12	75-09-2	
4-Methyl-2-pentanone (MIBK)	ND	ug/L	10.0	0.42	1		10/10/15 07:12	108-10-1	
Styrene	ND	ug/L	1.0	0.12	1		10/10/15 07:12	100-42-5	
1,1,2,2-Tetrachloroethane	ND	ug/L	1.0	0.15	1		10/10/15 07:12	79-34-5	
Tetrachloroethene	ND	ug/L	1.0	0.10	1		10/10/15 07:12	127-18-4	
Toluene	ND	ug/L	1.0	0.17	1		10/10/15 07:12	108-88-3	
1,1,1-Trichloroethane	ND	ug/L	1.0	0.11	1		10/10/15 07:12	71-55-6	
1,1,2-Trichloroethane	ND	ug/L	1.0	0.20	1		10/10/15 07:12	79-00-5	
Trichloroethene	**8.2**	ug/L	1.0	0.17	1		10/10/15 07:12	79-01-6	
Vinyl chloride	ND	ug/L	1.0	0.13	1		10/10/15 07:12	75-01-4	
Xylene (Total)	ND	ug/L	3.0	0.42	1		10/10/15 07:12	1330-20-7	
Surrogates									
4-Bromofluorobenzene (S)	98	%	80-120		1		10/10/15 07:12	460-00-4	
1,2-Dichloroethane-d4 (S)	102	%	80-120		1		10/10/15 07:12	17060-07-0	
Toluene-d8 (S)	102	%	80-120		1		10/10/15 07:12	2037-26-5	
Preservation pH	**1.0**		0.10	0.10	1		10/10/15 07:12		

REPORT OF LABORATORY ANALYSIS

This report shall not be reproduced, except in full,
without the written consent of Pace Analytical Services, Inc..

Pace Analytical Services, Inc.
9608 Loiret Blvd.
Lenexa, KS 66219
(913)599-5665

ANALYTICAL RESULTS

Project: FORT SMITH AR
Pace Project No.: 60204563

Sample: MW-32R-201510 **Lab ID: 60204563032** Collected: 10/07/15 17:20 Received: 10/08/15 10:45 Matrix: Water

Parameters	Results	Units	Report Limit	MDL	DF	Prepared	Analyzed	CAS No.	Qual
2320B Alkalinity	Analytical Method: SM 2320B								
Alkalinity,Bicarbonate (CaCO3)	**26.6**	mg/L	20.0	2.0	1		10/12/15 11:47		
Alkalinity, Carbonate (CaCO3)	ND	mg/L	20.0	2.0	1		10/12/15 11:47		
Alkalinity, Total as CaCO3	**26.6**	mg/L	20.0	2.0	1		10/12/15 11:47		
Iron, Ferric (Calculation)	Analytical Method: SM 3500-Fe B#4								
Iron, Ferric	**3.2**	mg/L	0.20		1		10/15/15 00:00	7439-89-6	
4500H+ pH, Electrometric	Analytical Method: SM 4500-H+B								
pH at 25 Degrees C	**5.1**	Std. Units	0.10	0.10	1		10/15/15 00:00		H6
4500S2D Sulfide, Total	Analytical Method: SM 4500-S-2 D								
Sulfide, Total	ND	mg/L	0.050	0.012	1		10/13/15 08:01	18496-25-8	
300.0 IC Anions 28 Days	Analytical Method: EPA 300.0								
Chloride	**242**	mg/L	20.0	10.0	20		10/14/15 18:54	16887-00-6	
Sulfate	**274**	mg/L	20.0	4.7	20		10/14/15 18:54	14808-79-8	
350.1 Ammonia	Analytical Method: EPA 350.1								
Nitrogen, Ammonia	ND	mg/L	0.10	0.046	1		10/14/15 13:49	7664-41-7	
353.2 Nitrogen, NO2/NO3 unpres	Analytical Method: EPA 353.2								
Nitrogen, Nitrate	**0.13**	mg/L	0.10	0.014	1		10/08/15 16:07		
Nitrogen, Nitrite	ND	mg/L	0.10	0.023	1		10/08/15 16:07		
Nitrogen, NO2 plus NO3	**0.13**	mg/L	0.10	0.014	1		10/08/15 16:07		
365.4 Total Phosphorus	Analytical Method: EPA 365.4								
Phosphorus as PO4	ND	mg/L	0.31		1		10/15/15 08:11		
Total Carbon Dioxide Calc	Analytical Method: SM 4500-CO2 D								
Carbon Dioxide Calculation	**437**	mg/L	20.0	20.0	1		10/16/15 00:00		
5310C TOC	Analytical Method: SM 5310C								
Total Organic Carbon	**0.60J**	mg/L	1.0	0.46	1		10/14/15 15:39	7440-44-0	B

REPORT OF LABORATORY ANALYSIS

This report shall not be reproduced, except in full,
without the written consent of Pace Analytical Services, Inc..

Pace Analytical Services, Inc.
9608 Loiret Blvd.
Lenexa, KS 66219
(913)599-5665

ANALYTICAL RESULTS

Project: FORT SMITH AR
Pace Project No.: 60204563

Sample: TB-17-201510 **Lab ID: 60204563033** Collected: 10/07/15 08:00 Received: 10/08/15 10:45 Matrix: Water

Parameters	Results	Units	Report Limit	MDL	DF	Prepared	Analyzed	CAS No.	Qual
8260 MSV	Analytical Method: EPA 5030B/8260								
Acetone	ND	ug/L	10.0	1.9	1		10/10/15 04:47	67-64-1	
Benzene	ND	ug/L	1.0	0.060	1		10/10/15 04:47	71-43-2	
Bromodichloromethane	ND	ug/L	1.0	0.19	1		10/10/15 04:47	75-27-4	
Bromoform	ND	ug/L	1.0	0.070	1		10/10/15 04:47	75-25-2	
Bromomethane	ND	ug/L	5.0	0.16	1		10/10/15 04:47	74-83-9	
2-Butanone (MEK)	ND	ug/L	10.0	0.59	1		10/10/15 04:47	78-93-3	
Carbon disulfide	ND	ug/L	5.0	0.12	1		10/10/15 04:47	75-15-0	
Carbon tetrachloride	ND	ug/L	1.0	0.18	1		10/10/15 04:47	56-23-5	
Chlorobenzene	ND	ug/L	1.0	0.21	1		10/10/15 04:47	108-90-7	
Chloroethane	ND	ug/L	1.0	0.15	1		10/10/15 04:47	75-00-3	
Chloroform	**0.29J**	ug/L	1.0	0.14	1		10/10/15 04:47	67-66-3	
Chloromethane	ND	ug/L	1.0	0.080	1		10/10/15 04:47	74-87-3	
Dibromochloromethane	ND	ug/L	1.0	0.21	1		10/10/15 04:47	124-48-1	
1,1-Dichloroethane	ND	ug/L	1.0	0.050	1		10/10/15 04:47	75-34-3	
1,2-Dichloroethane	ND	ug/L	1.0	0.12	1		10/10/15 04:47	107-06-2	
1,1-Dichloroethene	ND	ug/L	1.0	0.20	1		10/10/15 04:47	75-35-4	
cis-1,2-Dichloroethene	ND	ug/L	1.0	0.080	1		10/10/15 04:47	156-59-2	
trans-1,2-Dichloroethene	ND	ug/L	1.0	0.20	1		10/10/15 04:47	156-60-5	
1,2-Dichloropropane	ND	ug/L	1.0	0.16	1		10/10/15 04:47	78-87-5	
cis-1,3-Dichloropropene	ND	ug/L	1.0	0.14	1		10/10/15 04:47	10061-01-5	
trans-1,3-Dichloropropene	ND	ug/L	1.0	0.12	1		10/10/15 04:47	10061-02-6	
Ethylbenzene	ND	ug/L	1.0	0.18	1		10/10/15 04:47	100-41-4	
2-Hexanone	ND	ug/L	10.0	1.2	1		10/10/15 04:47	591-78-6	
Methylene chloride	ND	ug/L	1.0	0.15	1		10/10/15 04:47	75-09-2	
4-Methyl-2-pentanone (MIBK)	ND	ug/L	10.0	0.42	1		10/10/15 04:47	108-10-1	
Styrene	ND	ug/L	1.0	0.12	1		10/10/15 04:47	100-42-5	
1,1,2,2-Tetrachloroethane	ND	ug/L	1.0	0.15	1		10/10/15 04:47	79-34-5	
Tetrachloroethene	ND	ug/L	1.0	0.10	1		10/10/15 04:47	127-18-4	
Toluene	ND	ug/L	1.0	0.17	1		10/10/15 04:47	108-88-3	
1,1,1-Trichloroethane	ND	ug/L	1.0	0.11	1		10/10/15 04:47	71-55-6	
1,1,2-Trichloroethane	ND	ug/L	1.0	0.20	1		10/10/15 04:47	79-00-5	
Trichloroethene	ND	ug/L	1.0	0.17	1		10/10/15 04:47	79-01-6	
Vinyl chloride	ND	ug/L	1.0	0.13	1		10/10/15 04:47	75-01-4	
Xylene (Total)	ND	ug/L	3.0	0.42	1		10/10/15 04:47	1330-20-7	
Surrogates									
4-Bromofluorobenzene (S)	96	%	80-120		1		10/10/15 04:47	460-00-4	
1,2-Dichloroethane-d4 (S)	96	%	80-120		1		10/10/15 04:47	17060-07-0	
Toluene-d8 (S)	101	%	80-120		1		10/10/15 04:47	2037-26-5	
Preservation pH	**1.0**		0.10	0.10	1		10/10/15 04:47		

REPORT OF LABORATORY ANALYSIS

This report shall not be reproduced, except in full,
without the written consent of Pace Analytical Services, Inc..

Pace Analytical Services, Inc.
9608 Loiret Blvd.
Lenexa, KS 66219
(913)599-5665

ANALYTICAL RESULTS

Project: FORT SMITH AR
Pace Project No.: 60204563

Sample: ITMW-4-201510 **Lab ID: 60204563034** Collected: 10/07/15 13:30 Received: 10/08/15 10:45 Matrix: Water

Parameters	Results	Units	Report Limit	MDL	DF	Prepared	Analyzed	CAS No.	Qual
Alcohol by Direct Inject GCFID	Analytical Method: EPA 8015 - Alcohol								
2-Chloroethanol	ND	ug/L	10000	1980	1		10/13/15 21:45	107-07-3	
6010 MET ICP	Analytical Method: EPA 6010 Preparation Method: EPA 3010								
Iron	**6590**	ug/L	50.0	9.0	1	10/08/15 15:45	10/09/15 17:41	7439-89-6	
Manganese	**2850**	ug/L	5.0	2.4	1	10/08/15 15:45	10/09/15 17:41	7439-96-5	
8260 MSV	Analytical Method: EPA 5030B/8260								
Acetone	**2.1J**	ug/L	10.0	1.9	1		10/12/15 11:35	67-64-1	
Benzene	ND	ug/L	1.0	0.060	1		10/12/15 11:35	71-43-2	
Bromodichloromethane	ND	ug/L	1.0	0.19	1		10/12/15 11:35	75-27-4	
Bromoform	ND	ug/L	1.0	0.070	1		10/12/15 11:35	75-25-2	
Bromomethane	**0.97J**	ug/L	5.0	0.16	1		10/12/15 11:35	74-83-9	
2-Butanone (MEK)	ND	ug/L	10.0	0.59	1		10/12/15 11:35	78-93-3	
Carbon disulfide	**0.22J**	ug/L	5.0	0.12	1		10/12/15 11:35	75-15-0	
Carbon tetrachloride	ND	ug/L	1.0	0.18	1		10/12/15 11:35	56-23-5	
Chlorobenzene	**0.63J**	ug/L	1.0	0.21	1		10/12/15 11:35	108-90-7	
Chloroethane	ND	ug/L	1.0	0.15	1		10/12/15 11:35	75-00-3	
Chloroform	**0.22J**	ug/L	1.0	0.14	1		10/12/15 11:35	67-66-3	
Chloromethane	ND	ug/L	1.0	0.080	1		10/12/15 11:35	74-87-3	
Dibromochloromethane	ND	ug/L	1.0	0.21	1		10/12/15 11:35	124-48-1	
1,1-Dichloroethane	**0.23J**	ug/L	1.0	0.050	1		10/12/15 11:35	75-34-3	
1,2-Dichloroethane	ND	ug/L	1.0	0.12	1		10/12/15 11:35	107-06-2	
1,1-Dichloroethene	ND	ug/L	1.0	0.20	1		10/12/15 11:35	75-35-4	
cis-1,2-Dichloroethene	**2.8**	ug/L	1.0	0.080	1		10/12/15 11:35	156-59-2	
trans-1,2-Dichloroethene	ND	ug/L	1.0	0.20	1		10/12/15 11:35	156-60-5	
1,2-Dichloropropane	ND	ug/L	1.0	0.16	1		10/12/15 11:35	78-87-5	
cis-1,3-Dichloropropene	ND	ug/L	1.0	0.14	1		10/12/15 11:35	10061-01-5	
trans-1,3-Dichloropropene	ND	ug/L	1.0	0.12	1		10/12/15 11:35	10061-02-6	
Ethylbenzene	ND	ug/L	1.0	0.18	1		10/12/15 11:35	100-41-4	
2-Hexanone	ND	ug/L	10.0	1.2	1		10/12/15 11:35	591-78-6	
Methylene chloride	**0.68J**	ug/L	1.0	0.15	1		10/12/15 11:35	75-09-2	
4-Methyl-2-pentanone (MIBK)	ND	ug/L	10.0	0.42	1		10/12/15 11:35	108-10-1	
Styrene	ND	ug/L	1.0	0.12	1		10/12/15 11:35	100-42-5	
1,1,2,2-Tetrachloroethane	ND	ug/L	1.0	0.15	1		10/12/15 11:35	79-34-5	
Tetrachloroethene	ND	ug/L	1.0	0.10	1		10/12/15 11:35	127-18-4	
Toluene	ND	ug/L	1.0	0.17	1		10/12/15 11:35	108-88-3	
1,1,1-Trichloroethane	ND	ug/L	1.0	0.11	1		10/12/15 11:35	71-55-6	
1,1,2-Trichloroethane	ND	ug/L	1.0	0.20	1		10/12/15 11:35	79-00-5	
Trichloroethene	**2.3**	ug/L	1.0	0.17	1		10/12/15 11:35	79-01-6	
Vinyl chloride	**0.23J**	ug/L	1.0	0.13	1		10/12/15 11:35	75-01-4	
Xylene (Total)	ND	ug/L	3.0	0.42	1		10/12/15 11:35	1330-20-7	
Surrogates									
4-Bromofluorobenzene (S)	96	%	80-120		1		10/12/15 11:35	460-00-4	
1,2-Dichloroethane-d4 (S)	98	%	80-120		1		10/12/15 11:35	17060-07-0	
Toluene-d8 (S)	102	%	80-120		1		10/12/15 11:35	2037-26-5	
Preservation pH	**1.0**		0.10	0.10	1		10/12/15 11:35		

REPORT OF LABORATORY ANALYSIS

This report shall not be reproduced, except in full,
without the written consent of Pace Analytical Services, Inc..

Pace Analytical Services, Inc.
9608 Loiret Blvd.
Lenexa, KS 66219
(913)599-5665

ANALYTICAL RESULTS

Project: FORT SMITH AR
Pace Project No.: 60204563

Sample: ITMW-4-201510 **Lab ID: 60204563034** Collected: 10/07/15 13:30 Received: 10/08/15 10:45 Matrix: Water

Parameters	Results	Units	Report Limit	MDL	DF	Prepared	Analyzed	CAS No.	Qual
2320B Alkalinity	Analytical Method: SM 2320B								
Alkalinity,Bicarbonate (CaCO3)	**82.4**	mg/L	20.0	2.0	1		10/13/15 16:34		
Alkalinity, Carbonate (CaCO3)	ND	mg/L	20.0	2.0	1		10/13/15 16:34		
Alkalinity, Total as CaCO3	**82.4**	mg/L	20.0	2.0	1		10/13/15 16:34		
Iron, Ferric (Calculation)	Analytical Method: SM 3500-Fe B#4								
Iron, Ferric	**3.3**	mg/L	0.20		1		10/15/15 00:00	7439-89-6	
4500H+ pH, Electrometric	Analytical Method: SM 4500-H+B								
pH at 25 Degrees C	**6.5**	Std. Units	0.10	0.10	1		10/15/15 00:00		H6
4500S2D Sulfide, Total	Analytical Method: SM 4500-S-2 D								
Sulfide, Total	ND	mg/L	0.050	0.012	1		10/13/15 08:01	18496-25-8	
300.0 IC Anions 28 Days	Analytical Method: EPA 300.0								
Chloride	**6.5**	mg/L	1.0	0.50	1		10/14/15 12:46	16887-00-6	
Sulfate	**14.7**	mg/L	1.0	0.24	1		10/14/15 12:46	14808-79-8	
350.1 Ammonia	Analytical Method: EPA 350.1								
Nitrogen, Ammonia	**0.30**	mg/L	0.10	0.046	1		10/14/15 13:51	7664-41-7	
353.2 Nitrogen, NO2/NO3 unpres	Analytical Method: EPA 353.2								
Nitrogen, Nitrate	ND	mg/L	0.10	0.014	1		10/08/15 16:08		
Nitrogen, Nitrite	ND	mg/L	0.10	0.023	1		10/08/15 16:08		
Nitrogen, NO2 plus NO3	ND	mg/L	0.10	0.014	1		10/08/15 16:08		
365.4 Total Phosphorus	Analytical Method: EPA 365.4								
Phosphorus as PO4	ND	mg/L	0.31		1		10/15/15 08:12		
Total Carbon Dioxide Calc	Analytical Method: SM 4500-CO2 D								
Carbon Dioxide Calculation	**125**	mg/L	20.0	20.0	1		10/16/15 00:00		
5310C TOC	Analytical Method: SM 5310C								
Total Organic Carbon	**14.7**	mg/L	2.0	0.93	2		10/15/15 00:21	7440-44-0	

REPORT OF LABORATORY ANALYSIS

This report shall not be reproduced, except in full,
without the written consent of Pace Analytical Services, Inc..

Pace Analytical Services, Inc.
9608 Loiret Blvd.
Lenexa, KS 66219
(913)599-5665

ANALYTICAL RESULTS

Project: FORT SMITH AR
Pace Project No.: 60204563

Sample: ITMW-12-201510 **Lab ID: 60204563035** Collected: 10/07/15 15:30 Received: 10/08/15 10:45 Matrix: Water

Parameters	Results	Units	Report Limit	MDL	DF	Prepared	Analyzed	CAS No.	Qual
Alcohol by Direct Inject GCFID	Analytical Method: EPA 8015 - Alcohol								
2-Chloroethanol	ND	ug/L	10000	1980	1		10/13/15 21:56	107-07-3	
6010 MET ICP	Analytical Method: EPA 6010 Preparation Method: EPA 3010								
Iron	**27.7J**	ug/L	50.0	9.0	1	10/08/15 15:45	10/09/15 17:43	7439-89-6	
Manganese	**8.7**	ug/L	5.0	2.4	1	10/08/15 15:45	10/09/15 17:43	7439-96-5	
8260 MSV	Analytical Method: EPA 5030B/8260								
Acetone	ND	ug/L	10.0	1.9	1		10/12/15 17:23	67-64-1	L3
Benzene	ND	ug/L	1.0	0.060	1		10/12/15 17:23	71-43-2	
Bromodichloromethane	ND	ug/L	1.0	0.19	1		10/12/15 17:23	75-27-4	
Bromoform	**0.16J**	ug/L	1.0	0.070	1		10/12/15 17:23	75-25-2	
Bromomethane	**1.7J**	ug/L	5.0	0.16	1		10/12/15 17:23	74-83-9	B
2-Butanone (MEK)	ND	ug/L	10.0	0.59	1		10/12/15 17:23	78-93-3	
Carbon disulfide	ND	ug/L	5.0	0.12	1		10/12/15 17:23	75-15-0	
Carbon tetrachloride	ND	ug/L	1.0	0.18	1		10/12/15 17:23	56-23-5	
Chlorobenzene	ND	ug/L	1.0	0.21	1		10/12/15 17:23	108-90-7	
Chloroethane	ND	ug/L	1.0	0.15	1		10/12/15 17:23	75-00-3	
Chloroform	**0.46J**	ug/L	1.0	0.14	1		10/12/15 17:23	67-66-3	
Chloromethane	**0.86J**	ug/L	1.0	0.080	1		10/12/15 17:23	74-87-3	B
Dibromochloromethane	ND	ug/L	1.0	0.21	1		10/12/15 17:23	124-48-1	
1,1-Dichloroethane	**0.20J**	ug/L	1.0	0.050	1		10/12/15 17:23	75-34-3	
1,2-Dichloroethane	ND	ug/L	1.0	0.12	1		10/12/15 17:23	107-06-2	
1,1-Dichloroethene	ND	ug/L	1.0	0.20	1		10/12/15 17:23	75-35-4	
cis-1,2-Dichloroethene	**34.6**	ug/L	1.0	0.080	1		10/12/15 17:23	156-59-2	
trans-1,2-Dichloroethene	**4.2**	ug/L	1.0	0.20	1		10/12/15 17:23	156-60-5	
1,2-Dichloropropane	ND	ug/L	1.0	0.16	1		10/12/15 17:23	78-87-5	
cis-1,3-Dichloropropene	ND	ug/L	1.0	0.14	1		10/12/15 17:23	10061-01-5	
trans-1,3-Dichloropropene	ND	ug/L	1.0	0.12	1		10/12/15 17:23	10061-02-6	
Ethylbenzene	ND	ug/L	1.0	0.18	1		10/12/15 17:23	100-41-4	
2-Hexanone	ND	ug/L	10.0	1.2	1		10/12/15 17:23	591-78-6	
Methylene chloride	ND	ug/L	1.0	0.15	1		10/12/15 17:23	75-09-2	
4-Methyl-2-pentanone (MIBK)	ND	ug/L	10.0	0.42	1		10/12/15 17:23	108-10-1	
Styrene	ND	ug/L	1.0	0.12	1		10/12/15 17:23	100-42-5	
1,1,2,2-Tetrachloroethane	**0.76J**	ug/L	1.0	0.15	1		10/12/15 17:23	79-34-5	
Tetrachloroethene	**0.31J**	ug/L	1.0	0.10	1		10/12/15 17:23	127-18-4	
Toluene	ND	ug/L	1.0	0.17	1		10/12/15 17:23	108-88-3	
1,1,1-Trichloroethane	ND	ug/L	1.0	0.11	1		10/12/15 17:23	71-55-6	
1,1,2-Trichloroethane	ND	ug/L	1.0	0.20	1		10/12/15 17:23	79-00-5	
Trichloroethene	**314**	ug/L	10.0	1.7	10		10/12/15 17:37	79-01-6	
Vinyl chloride	**0.42J**	ug/L	1.0	0.13	1		10/12/15 17:23	75-01-4	
Xylene (Total)	ND	ug/L	3.0	0.42	1		10/12/15 17:23	1330-20-7	
Surrogates									
4-Bromofluorobenzene (S)	98	%	80-120		1		10/12/15 17:23	460-00-4	
1,2-Dichloroethane-d4 (S)	100	%	80-120		1		10/12/15 17:23	17060-07-0	
Toluene-d8 (S)	101	%	80-120		1		10/12/15 17:23	2037-26-5	
Preservation pH	**4.0**		0.10	0.10	1		10/12/15 17:23		

REPORT OF LABORATORY ANALYSIS

This report shall not be reproduced, except in full,
without the written consent of Pace Analytical Services, Inc..

Pace Analytical Services, Inc.
9608 Loiret Blvd.
Lenexa, KS 66219
(913)599-5665

ANALYTICAL RESULTS

Project: FORT SMITH AR
Pace Project No.: 60204563

Sample: ITMW-12-201510 **Lab ID: 60204563035** Collected: 10/07/15 15:30 Received: 10/08/15 10:45 Matrix: Water

Parameters	Results	Units	Report Limit	MDL	DF	Prepared	Analyzed	CAS No.	Qual
2320B Alkalinity	Analytical Method: SM 2320B								
Alkalinity,Bicarbonate (CaCO3)	**53.7**	mg/L	20.0	2.0	1		10/13/15 16:38		
Alkalinity, Carbonate (CaCO3)	ND	mg/L	20.0	2.0	1		10/13/15 16:38		
Alkalinity, Total as CaCO3	**53.7**	mg/L	20.0	2.0	1		10/13/15 16:38		
Iron, Ferric (Calculation)	Analytical Method: SM 3500-Fe B#4								
Iron, Ferric	ND	mg/L	0.20		1		10/15/15 00:00	7439-89-6	
4500H+ pH, Electrometric	Analytical Method: SM 4500-H+B								
pH at 25 Degrees C	**5.8**	Std. Units	0.10	0.10	1		10/15/15 00:00		H6
4500S2D Sulfide, Total	Analytical Method: SM 4500-S-2 D								
Sulfide, Total	ND	mg/L	0.050	0.012	1		10/13/15 08:01	18496-25-8	
300.0 IC Anions 28 Days	Analytical Method: EPA 300.0								
Chloride	**13.3**	mg/L	1.0	0.50	1		10/14/15 13:32	16887-00-6	
Sulfate	**173**	mg/L	20.0	4.7	20		10/14/15 13:47	14808-79-8	
350.1 Ammonia	Analytical Method: EPA 350.1								
Nitrogen, Ammonia	ND	mg/L	0.10	0.046	1		10/14/15 13:54	7664-41-7	
353.2 Nitrogen, NO2/NO3 unpres	Analytical Method: EPA 353.2								
Nitrogen, Nitrate	**0.22**	mg/L	0.10	0.014	1		10/08/15 16:09		
Nitrogen, Nitrite	ND	mg/L	0.10	0.023	1		10/08/15 16:09		
Nitrogen, NO2 plus NO3	**0.22**	mg/L	0.10	0.014	1		10/08/15 16:09		
365.4 Total Phosphorus	Analytical Method: EPA 365.4								
Phosphorus as PO4	ND	mg/L	0.31		1		10/15/15 08:13		
Total Carbon Dioxide Calc	Analytical Method: SM 4500-CO2 D								
Carbon Dioxide Calculation	**199**	mg/L	20.0	20.0	1		10/16/15 00:00		
5310C TOC	Analytical Method: SM 5310C								
Total Organic Carbon	**0.73J**	mg/L	1.0	0.46	1		10/14/15 16:31	7440-44-0	B

REPORT OF LABORATORY ANALYSIS

This report shall not be reproduced, except in full,
without the written consent of Pace Analytical Services, Inc..

Pace Analytical Services, Inc.
9608 Loiret Blvd.
Lenexa, KS 66219
(913)599-5665

ANALYTICAL RESULTS

Project: FORT SMITH AR
Pace Project No.: 60204563

Sample: ITMW-14-201510 **Lab ID: 60204563036** Collected: 10/07/15 13:10 Received: 10/08/15 10:45 Matrix: Water

Parameters	Results	Units	Report Limit	MDL	DF	Prepared	Analyzed	CAS No.	Qual
Alcohol by Direct Inject GCFID	Analytical Method: EPA 8015 - Alcohol								
2-Chloroethanol	ND	ug/L	10000	1980	1		10/13/15 22:07	107-07-3	
6010 MET ICP	Analytical Method: EPA 6010 Preparation Method: EPA 3010								
Iron	**458**	ug/L	50.0	9.0	1	10/08/15 15:45	10/09/15 17:45	7439-89-6	
Manganese	**12.5**	ug/L	5.0	2.4	1	10/08/15 15:45	10/09/15 17:45	7439-96-5	
8260 MSV	Analytical Method: EPA 5030B/8260								
Acetone	ND	ug/L	10.0	1.9	1		10/12/15 11:49	67-64-1	
Benzene	ND	ug/L	1.0	0.060	1		10/12/15 11:49	71-43-2	
Bromodichloromethane	ND	ug/L	1.0	0.19	1		10/12/15 11:49	75-27-4	
Bromoform	ND	ug/L	1.0	0.070	1		10/12/15 11:49	75-25-2	
Bromomethane	ND	ug/L	5.0	0.16	1		10/12/15 11:49	74-83-9	
2-Butanone (MEK)	ND	ug/L	10.0	0.59	1		10/12/15 11:49	78-93-3	
Carbon disulfide	ND	ug/L	5.0	0.12	1		10/12/15 11:49	75-15-0	
Carbon tetrachloride	ND	ug/L	1.0	0.18	1		10/12/15 11:49	56-23-5	
Chlorobenzene	ND	ug/L	1.0	0.21	1		10/12/15 11:49	108-90-7	
Chloroethane	ND	ug/L	1.0	0.15	1		10/12/15 11:49	75-00-3	
Chloroform	ND	ug/L	1.0	0.14	1		10/12/15 11:49	67-66-3	
Chloromethane	**0.15J**	ug/L	1.0	0.080	1		10/12/15 11:49	74-87-3	B
Dibromochloromethane	ND	ug/L	1.0	0.21	1		10/12/15 11:49	124-48-1	
1,1-Dichloroethane	ND	ug/L	1.0	0.050	1		10/12/15 11:49	75-34-3	
1,2-Dichloroethane	**0.65J**	ug/L	1.0	0.12	1		10/12/15 11:49	107-06-2	
1,1-Dichloroethene	ND	ug/L	1.0	0.20	1		10/12/15 11:49	75-35-4	
cis-1,2-Dichloroethene	**9.8**	ug/L	1.0	0.080	1		10/12/15 11:49	156-59-2	
trans-1,2-Dichloroethene	ND	ug/L	1.0	0.20	1		10/12/15 11:49	156-60-5	
1,2-Dichloropropane	ND	ug/L	1.0	0.16	1		10/12/15 11:49	78-87-5	
cis-1,3-Dichloropropene	ND	ug/L	1.0	0.14	1		10/12/15 11:49	10061-01-5	
trans-1,3-Dichloropropene	ND	ug/L	1.0	0.12	1		10/12/15 11:49	10061-02-6	
Ethylbenzene	ND	ug/L	1.0	0.18	1		10/12/15 11:49	100-41-4	
2-Hexanone	ND	ug/L	10.0	1.2	1		10/12/15 11:49	591-78-6	
Methylene chloride	ND	ug/L	1.0	0.15	1		10/12/15 11:49	75-09-2	
4-Methyl-2-pentanone (MIBK)	ND	ug/L	10.0	0.42	1		10/12/15 11:49	108-10-1	
Styrene	ND	ug/L	1.0	0.12	1		10/12/15 11:49	100-42-5	
1,1,2,2-Tetrachloroethane	ND	ug/L	1.0	0.15	1		10/12/15 11:49	79-34-5	
Tetrachloroethene	**20.0**	ug/L	1.0	0.10	1		10/12/15 11:49	127-18-4	
Toluene	ND	ug/L	1.0	0.17	1		10/12/15 11:49	108-88-3	
1,1,1-Trichloroethane	ND	ug/L	1.0	0.11	1		10/12/15 11:49	71-55-6	
1,1,2-Trichloroethane	ND	ug/L	1.0	0.20	1		10/12/15 11:49	79-00-5	
Trichloroethene	**4.6**	ug/L	1.0	0.17	1		10/12/15 11:49	79-01-6	
Vinyl chloride	ND	ug/L	1.0	0.13	1		10/12/15 11:49	75-01-4	
Xylene (Total)	ND	ug/L	3.0	0.42	1		10/12/15 11:49	1330-20-7	
Surrogates									
4-Bromofluorobenzene (S)	100	%	80-120		1		10/12/15 11:49	460-00-4	
1,2-Dichloroethane-d4 (S)	102	%	80-120		1		10/12/15 11:49	17060-07-0	
Toluene-d8 (S)	101	%	80-120		1		10/12/15 11:49	2037-26-5	
Preservation pH	**1.0**		0.10	0.10	1		10/12/15 11:49		

REPORT OF LABORATORY ANALYSIS

This report shall not be reproduced, except in full,
without the written consent of Pace Analytical Services, Inc..

Pace Analytical Services, Inc.
9608 Loiret Blvd.
Lenexa, KS 66219
(913)599-5665

ANALYTICAL RESULTS

Project: FORT SMITH AR
Pace Project No.: 60204563

Sample: ITMW-14-201510 **Lab ID: 60204563036** Collected: 10/07/15 13:10 Received: 10/08/15 10:45 Matrix: Water

Parameters	Results	Units	Report Limit	MDL	DF	Prepared	Analyzed	CAS No.	Qual
2320B Alkalinity	Analytical Method: SM 2320B								
Alkalinity,Bicarbonate (CaCO3)	**68.1**	mg/L	20.0	2.0	1		10/13/15 16:41		
Alkalinity, Carbonate (CaCO3)	ND	mg/L	20.0	2.0	1		10/13/15 16:41		
Alkalinity, Total as CaCO3	**68.1**	mg/L	20.0	2.0	1		10/13/15 16:41		
Iron, Ferric (Calculation)	Analytical Method: SM 3500-Fe B#4								
Iron, Ferric	**0.46**	mg/L	0.20		1		10/15/15 00:00	7439-89-6	
4500H+ pH, Electrometric	Analytical Method: SM 4500-H+B								
pH at 25 Degrees C	**6.2**	Std. Units	0.10	0.10	1		10/15/15 00:00		H6
4500S2D Sulfide, Total	Analytical Method: SM 4500-S-2 D								
Sulfide, Total	ND	mg/L	0.050	0.012	1		10/13/15 08:01	18496-25-8	
300.0 IC Anions 28 Days	Analytical Method: EPA 300.0								
Chloride	**6.7**	mg/L	1.0	0.50	1		10/14/15 14:03	16887-00-6	
Sulfate	**11.5**	mg/L	1.0	0.24	1		10/14/15 14:03	14808-79-8	
350.1 Ammonia	Analytical Method: EPA 350.1								
Nitrogen, Ammonia	ND	mg/L	0.10	0.046	1		10/14/15 13:55	7664-41-7	
353.2 Nitrogen, NO2/NO3 unpres	Analytical Method: EPA 353.2								
Nitrogen, Nitrate	**0.48**	mg/L	0.10	0.014	1		10/08/15 16:10		
Nitrogen, Nitrite	ND	mg/L	0.10	0.023	1		10/08/15 16:10		
Nitrogen, NO2 plus NO3	**0.48**	mg/L	0.10	0.014	1		10/08/15 16:10		
365.4 Total Phosphorus	Analytical Method: EPA 365.4								
Phosphorus as PO4	ND	mg/L	0.31		1		10/15/15 08:14		
Total Carbon Dioxide Calc	Analytical Method: SM 4500-CO2 D								
Carbon Dioxide Calculation	**142**	mg/L	20.0	20.0	1		10/16/15 00:00		
5310C TOC	Analytical Method: SM 5310C								
Total Organic Carbon	**0.78J**	mg/L	1.0	0.46	1		10/14/15 16:44	7440-44-0	B

REPORT OF LABORATORY ANALYSIS

This report shall not be reproduced, except in full,
without the written consent of Pace Analytical Services, Inc..

Pace Analytical Services, Inc.
9608 Loiret Blvd.
Lenexa, KS 66219
(913)599-5665

ANALYTICAL RESULTS

Project: FORT SMITH AR
Pace Project No.: 60204563

Sample: ITMW-11-201510 **Lab ID: 60204563037** Collected: 10/07/15 11:10 Received: 10/08/15 10:45 Matrix: Water

Parameters	Results	Units	Report Limit	MDL	DF	Prepared	Analyzed	CAS No.	Qual
Alcohol by Direct Inject GCFID	Analytical Method: EPA 8015 - Alcohol								
2-Chloroethanol	ND	ug/L	10000	1980	1		10/13/15 22:18	107-07-3	
6010 MET ICP	Analytical Method: EPA 6010 Preparation Method: EPA 3010								
Iron	**67.6**	ug/L	50.0	9.0	1	10/08/15 15:45	10/09/15 17:47	7439-89-6	
Manganese	**11.0**	ug/L	5.0	2.4	1	10/08/15 15:45	10/09/15 17:47	7439-96-5	
8260 MSV	Analytical Method: EPA 5030B/8260								
Acetone	ND	ug/L	10.0	1.9	1		10/12/15 12:04	67-64-1	
Benzene	ND	ug/L	1.0	0.060	1		10/12/15 12:04	71-43-2	
Bromodichloromethane	ND	ug/L	1.0	0.19	1		10/12/15 12:04	75-27-4	
Bromoform	ND	ug/L	1.0	0.070	1		10/12/15 12:04	75-25-2	
Bromomethane	ND	ug/L	5.0	0.16	1		10/12/15 12:04	74-83-9	
2-Butanone (MEK)	ND	ug/L	10.0	0.59	1		10/12/15 12:04	78-93-3	
Carbon disulfide	ND	ug/L	5.0	0.12	1		10/12/15 12:04	75-15-0	
Carbon tetrachloride	ND	ug/L	1.0	0.18	1		10/12/15 12:04	56-23-5	
Chlorobenzene	ND	ug/L	1.0	0.21	1		10/12/15 12:04	108-90-7	
Chloroethane	ND	ug/L	1.0	0.15	1		10/12/15 12:04	75-00-3	
Chloroform	**0.17J**	ug/L	1.0	0.14	1		10/12/15 12:04	67-66-3	
Chloromethane	**0.23J**	ug/L	1.0	0.080	1		10/12/15 12:04	74-87-3	B
Dibromochloromethane	ND	ug/L	1.0	0.21	1		10/12/15 12:04	124-48-1	
1,1-Dichloroethane	ND	ug/L	1.0	0.050	1		10/12/15 12:04	75-34-3	
1,2-Dichloroethane	ND	ug/L	1.0	0.12	1		10/12/15 12:04	107-06-2	
1,1-Dichloroethene	**0.58J**	ug/L	1.0	0.20	1		10/12/15 12:04	75-35-4	
cis-1,2-Dichloroethene	**57.9**	ug/L	1.0	0.080	1		10/12/15 12:04	156-59-2	
trans-1,2-Dichloroethene	**0.66J**	ug/L	1.0	0.20	1		10/12/15 12:04	156-60-5	
1,2-Dichloropropane	ND	ug/L	1.0	0.16	1		10/12/15 12:04	78-87-5	
cis-1,3-Dichloropropene	ND	ug/L	1.0	0.14	1		10/12/15 12:04	10061-01-5	
trans-1,3-Dichloropropene	ND	ug/L	1.0	0.12	1		10/12/15 12:04	10061-02-6	
Ethylbenzene	ND	ug/L	1.0	0.18	1		10/12/15 12:04	100-41-4	
2-Hexanone	ND	ug/L	10.0	1.2	1		10/12/15 12:04	591-78-6	
Methylene chloride	ND	ug/L	1.0	0.15	1		10/12/15 12:04	75-09-2	
4-Methyl-2-pentanone (MIBK)	ND	ug/L	10.0	0.42	1		10/12/15 12:04	108-10-1	
Styrene	ND	ug/L	1.0	0.12	1		10/12/15 12:04	100-42-5	
1,1,2,2-Tetrachloroethane	ND	ug/L	1.0	0.15	1		10/12/15 12:04	79-34-5	
Tetrachloroethene	**0.80J**	ug/L	1.0	0.10	1		10/12/15 12:04	127-18-4	
Toluene	**0.19J**	ug/L	1.0	0.17	1		10/12/15 12:04	108-88-3	
1,1,1-Trichloroethane	ND	ug/L	1.0	0.11	1		10/12/15 12:04	71-55-6	
1,1,2-Trichloroethane	ND	ug/L	1.0	0.20	1		10/12/15 12:04	79-00-5	
Trichloroethene	**721**	ug/L	20.0	3.4	20		10/13/15 17:18	79-01-6	
Vinyl chloride	**0.96J**	ug/L	1.0	0.13	1		10/12/15 12:04	75-01-4	
Xylene (Total)	ND	ug/L	3.0	0.42	1		10/12/15 12:04	1330-20-7	
Surrogates									
4-Bromofluorobenzene (S)	96	%	80-120		1		10/12/15 12:04	460-00-4	
1,2-Dichloroethane-d4 (S)	97	%	80-120		1		10/12/15 12:04	17060-07-0	
Toluene-d8 (S)	101	%	80-120		1		10/12/15 12:04	2037-26-5	
Preservation pH	**1.0**		0.10	0.10	1		10/12/15 12:04		

REPORT OF LABORATORY ANALYSIS

This report shall not be reproduced, except in full,
without the written consent of Pace Analytical Services, Inc..

Pace Analytical Services, Inc.
9608 Loiret Blvd.
Lenexa, KS 66219
(913)599-5665

ANALYTICAL RESULTS

Project: FORT SMITH AR
Pace Project No.: 60204563

Sample: ITMW-11-201510 **Lab ID: 60204563037** Collected: 10/07/15 11:10 Received: 10/08/15 10:45 Matrix: Water

Parameters	Results	Units	Report Limit	MDL	DF	Prepared	Analyzed	CAS No.	Qual
2320B Alkalinity	Analytical Method: SM 2320B								
Alkalinity,Bicarbonate (CaCO3)	**100**	mg/L	20.0	2.0	1		10/13/15 16:46		
Alkalinity, Carbonate (CaCO3)	ND	mg/L	20.0	2.0	1		10/13/15 16:46		
Alkalinity, Total as CaCO3	**100**	mg/L	20.0	2.0	1		10/13/15 16:46		
Iron, Ferric (Calculation)	Analytical Method: SM 3500-Fe B#4								
Iron, Ferric	ND	mg/L	0.20		1		10/15/15 00:00	7439-89-6	
4500H+ pH, Electrometric	Analytical Method: SM 4500-H+B								
pH at 25 Degrees C	**6.4**	Std. Units	0.10	0.10	1		10/15/15 00:00		H6
4500S2D Sulfide, Total	Analytical Method: SM 4500-S-2 D								
Sulfide, Total	ND	mg/L	0.050	0.012	1		10/13/15 08:02	18496-25-8	
300.0 IC Anions 28 Days	Analytical Method: EPA 300.0								
Chloride	**3.5**	mg/L	1.0	0.50	1		10/14/15 14:18	16887-00-6	
Sulfate	**19.6**	mg/L	1.0	0.24	1		10/14/15 14:18	14808-79-8	
350.1 Ammonia	Analytical Method: EPA 350.1								
Nitrogen, Ammonia	ND	mg/L	0.10	0.046	1		10/14/15 13:57	7664-41-7	
353.2 Nitrogen, NO2/NO3 unpres	Analytical Method: EPA 353.2								
Nitrogen, Nitrate	ND	mg/L	0.10	0.014	1		10/08/15 16:11		
Nitrogen, Nitrite	ND	mg/L	0.10	0.023	1		10/08/15 16:11		
Nitrogen, NO2 plus NO3	ND	mg/L	0.10	0.014	1		10/08/15 16:11		
365.4 Total Phosphorus	Analytical Method: EPA 365.4								
Phosphorus as PO4	ND	mg/L	0.31		1		10/15/15 08:15		
Total Carbon Dioxide Calc	Analytical Method: SM 4500-CO2 D								
Carbon Dioxide Calculation	**173**	mg/L	20.0	20.0	1		10/16/15 00:00		
5310C TOC	Analytical Method: SM 5310C								
Total Organic Carbon	**0.73J**	mg/L	1.0	0.46	1		10/14/15 16:57	7440-44-0	B

REPORT OF LABORATORY ANALYSIS

This report shall not be reproduced, except in full,
without the written consent of Pace Analytical Services, Inc..

Pace Analytical Services, Inc.
9608 Loiret Blvd.
Lenexa, KS 66219
(913)599-5665

ANALYTICAL RESULTS

Project: FORT SMITH AR
Pace Project No.: 60204563

Sample: ITMW-13-201510 **Lab ID: 60204563038** Collected: 10/07/15 09:10 Received: 10/08/15 10:45 Matrix: Water

Parameters	Results	Units	Report Limit	MDL	DF	Prepared	Analyzed	CAS No.	Qual
Alcohol by Direct Inject GCFID	Analytical Method: EPA 8015 - Alcohol								
2-Chloroethanol	ND	ug/L	10000	1980	1		10/13/15 22:29	107-07-3	
6010 MET ICP	Analytical Method: EPA 6010 Preparation Method: EPA 3010								
Iron	**21.6J**	ug/L	50.0	9.0	1	10/08/15 15:45	10/09/15 17:50	7439-89-6	
Manganese	**14.3**	ug/L	5.0	2.4	1	10/08/15 15:45	10/09/15 17:50	7439-96-5	
8260 MSV	Analytical Method: EPA 5030B/8260								
Acetone	ND	ug/L	10.0	1.9	1		10/12/15 12:18	67-64-1	
Benzene	ND	ug/L	1.0	0.060	1		10/12/15 12:18	71-43-2	
Bromodichloromethane	ND	ug/L	1.0	0.19	1		10/12/15 12:18	75-27-4	
Bromoform	ND	ug/L	1.0	0.070	1		10/12/15 12:18	75-25-2	
Bromomethane	ND	ug/L	5.0	0.16	1		10/12/15 12:18	74-83-9	
2-Butanone (MEK)	ND	ug/L	10.0	0.59	1		10/12/15 12:18	78-93-3	
Carbon disulfide	ND	ug/L	5.0	0.12	1		10/12/15 12:18	75-15-0	
Carbon tetrachloride	ND	ug/L	1.0	0.18	1		10/12/15 12:18	56-23-5	
Chlorobenzene	ND	ug/L	1.0	0.21	1		10/12/15 12:18	108-90-7	
Chloroethane	ND	ug/L	1.0	0.15	1		10/12/15 12:18	75-00-3	
Chloroform	ND	ug/L	1.0	0.14	1		10/12/15 12:18	67-66-3	
Chloromethane	**0.15J**	ug/L	1.0	0.080	1		10/12/15 12:18	74-87-3	B
Dibromochloromethane	ND	ug/L	1.0	0.21	1		10/12/15 12:18	124-48-1	
1,1-Dichloroethane	ND	ug/L	1.0	0.050	1		10/12/15 12:18	75-34-3	
1,2-Dichloroethane	ND	ug/L	1.0	0.12	1		10/12/15 12:18	107-06-2	
1,1-Dichloroethene	ND	ug/L	1.0	0.20	1		10/12/15 12:18	75-35-4	
cis-1,2-Dichloroethene	**17.8**	ug/L	1.0	0.080	1		10/12/15 12:18	156-59-2	
trans-1,2-Dichloroethene	ND	ug/L	1.0	0.20	1		10/12/15 12:18	156-60-5	
1,2-Dichloropropane	ND	ug/L	1.0	0.16	1		10/12/15 12:18	78-87-5	
cis-1,3-Dichloropropene	ND	ug/L	1.0	0.14	1		10/12/15 12:18	10061-01-5	
trans-1,3-Dichloropropene	ND	ug/L	1.0	0.12	1		10/12/15 12:18	10061-02-6	
Ethylbenzene	ND	ug/L	1.0	0.18	1		10/12/15 12:18	100-41-4	
2-Hexanone	ND	ug/L	10.0	1.2	1		10/12/15 12:18	591-78-6	
Methylene chloride	ND	ug/L	1.0	0.15	1		10/12/15 12:18	75-09-2	
4-Methyl-2-pentanone (MIBK)	ND	ug/L	10.0	0.42	1		10/12/15 12:18	108-10-1	
Styrene	ND	ug/L	1.0	0.12	1		10/12/15 12:18	100-42-5	
1,1,2,2-Tetrachloroethane	ND	ug/L	1.0	0.15	1		10/12/15 12:18	79-34-5	
Tetrachloroethene	ND	ug/L	1.0	0.10	1		10/12/15 12:18	127-18-4	
Toluene	ND	ug/L	1.0	0.17	1		10/12/15 12:18	108-88-3	
1,1,1-Trichloroethane	ND	ug/L	1.0	0.11	1		10/12/15 12:18	71-55-6	
1,1,2-Trichloroethane	ND	ug/L	1.0	0.20	1		10/12/15 12:18	79-00-5	
Trichloroethene	**29.9**	ug/L	1.0	0.17	1		10/12/15 12:18	79-01-6	
Vinyl chloride	**0.20J**	ug/L	1.0	0.13	1		10/12/15 12:18	75-01-4	
Xylene (Total)	ND	ug/L	3.0	0.42	1		10/12/15 12:18	1330-20-7	
Surrogates									
4-Bromofluorobenzene (S)	98	%	80-120		1		10/12/15 12:18	460-00-4	
1,2-Dichloroethane-d4 (S)	98	%	80-120		1		10/12/15 12:18	17060-07-0	
Toluene-d8 (S)	101	%	80-120		1		10/12/15 12:18	2037-26-5	
Preservation pH	**1.0**		0.10	0.10	1		10/12/15 12:18		

REPORT OF LABORATORY ANALYSIS

This report shall not be reproduced, except in full,
without the written consent of Pace Analytical Services, Inc..

Pace Analytical Services, Inc.
9608 Loiret Blvd.
Lenexa, KS 66219
(913)599-5665

ANALYTICAL RESULTS

Project: FORT SMITH AR
Pace Project No.: 60204563

Sample: ITMW-13-201510 **Lab ID: 60204563038** Collected: 10/07/15 09:10 Received: 10/08/15 10:45 Matrix: Water

Parameters	Results	Units	Report Limit	MDL	DF	Prepared	Analyzed	CAS No.	Qual
2320B Alkalinity	Analytical Method: SM 2320B								
Alkalinity,Bicarbonate (CaCO3)	**70.2**	mg/L	20.0	2.0	1		10/13/15 16:49		
Alkalinity, Carbonate (CaCO3)	ND	mg/L	20.0	2.0	1		10/13/15 16:49		
Alkalinity, Total as CaCO3	**70.2**	mg/L	20.0	2.0	1		10/13/15 16:49		
Iron, Ferric (Calculation)	Analytical Method: SM 3500-Fe B#4								
Iron, Ferric	ND	mg/L	0.20		1		10/15/15 00:00	7439-89-6	
4500H+ pH, Electrometric	Analytical Method: SM 4500-H+B								
pH at 25 Degrees C	**6.1**	Std. Units	0.10	0.10	1		10/15/15 00:00		H6
4500S2D Sulfide, Total	Analytical Method: SM 4500-S-2 D								
Sulfide, Total	ND	mg/L	0.050	0.012	1		10/13/15 08:02	18496-25-8	
300.0 IC Anions 28 Days	Analytical Method: EPA 300.0								
Chloride	**19.0**	mg/L	2.0	1.0	2		10/15/15 02:22	16887-00-6	
Sulfate	**6.3**	mg/L	1.0	0.24	1		10/14/15 14:33	14808-79-8	
350.1 Ammonia	Analytical Method: EPA 350.1								
Nitrogen, Ammonia	ND	mg/L	0.10	0.046	1		10/14/15 13:58	7664-41-7	
353.2 Nitrogen, NO2/NO3 unpres	Analytical Method: EPA 353.2								
Nitrogen, Nitrate	**0.20**	mg/L	0.10	0.014	1		10/08/15 16:11		
Nitrogen, Nitrite	ND	mg/L	0.10	0.023	1		10/08/15 16:11		
Nitrogen, NO2 plus NO3	**0.20**	mg/L	0.10	0.014	1		10/08/15 16:11		
365.4 Total Phosphorus	Analytical Method: EPA 365.4								
Phosphorus as PO4	ND	mg/L	0.31		1		10/15/15 08:17		
Total Carbon Dioxide Calc	Analytical Method: SM 4500-CO2 D								
Carbon Dioxide Calculation	**181**	mg/L	20.0	20.0	1		10/16/15 00:00		
5310C TOC	Analytical Method: SM 5310C								
Total Organic Carbon	**0.53J**	mg/L	1.0	0.46	1		10/14/15 17:10	7440-44-0	B

REPORT OF LABORATORY ANALYSIS

This report shall not be reproduced, except in full,
without the written consent of Pace Analytical Services, Inc..

Pace Analytical Services, Inc.
9608 Loiret Blvd.
Lenexa, KS 66219
(913)599-5665

ANALYTICAL RESULTS

Project: FORT SMITH AR
Pace Project No.: 60204563

Sample: DUP-01-201510 **Lab ID: 60204563039** Collected: 10/07/15 09:10 Received: 10/08/15 10:45 Matrix: Water

Parameters	Results	Units	Report Limit	MDL	DF	Prepared	Analyzed	CAS No.	Qual
8260 MSV	Analytical Method: EPA 5030B/8260								
Acetone	ND	ug/L	10.0	1.9	1		10/12/15 12:33	67-64-1	
Benzene	ND	ug/L	1.0	0.060	1		10/12/15 12:33	71-43-2	
Bromodichloromethane	ND	ug/L	1.0	0.19	1		10/12/15 12:33	75-27-4	
Bromoform	ND	ug/L	1.0	0.070	1		10/12/15 12:33	75-25-2	
Bromomethane	ND	ug/L	5.0	0.16	1		10/12/15 12:33	74-83-9	
2-Butanone (MEK)	ND	ug/L	10.0	0.59	1		10/12/15 12:33	78-93-3	
Carbon disulfide	ND	ug/L	5.0	0.12	1		10/12/15 12:33	75-15-0	
Carbon tetrachloride	ND	ug/L	1.0	0.18	1		10/12/15 12:33	56-23-5	
Chlorobenzene	ND	ug/L	1.0	0.21	1		10/12/15 12:33	108-90-7	
Chloroethane	ND	ug/L	1.0	0.15	1		10/12/15 12:33	75-00-3	
Chloroform	ND	ug/L	1.0	0.14	1		10/12/15 12:33	67-66-3	
Chloromethane	**0.12J**	ug/L	1.0	0.080	1		10/12/15 12:33	74-87-3	B
Dibromochloromethane	ND	ug/L	1.0	0.21	1		10/12/15 12:33	124-48-1	
1,1-Dichloroethane	ND	ug/L	1.0	0.050	1		10/12/15 12:33	75-34-3	
1,2-Dichloroethane	ND	ug/L	1.0	0.12	1		10/12/15 12:33	107-06-2	
1,1-Dichloroethene	ND	ug/L	1.0	0.20	1		10/12/15 12:33	75-35-4	
cis-1,2-Dichloroethene	**17.6**	ug/L	1.0	0.080	1		10/12/15 12:33	156-59-2	
trans-1,2-Dichloroethene	ND	ug/L	1.0	0.20	1		10/12/15 12:33	156-60-5	
1,2-Dichloropropane	ND	ug/L	1.0	0.16	1		10/12/15 12:33	78-87-5	
cis-1,3-Dichloropropene	ND	ug/L	1.0	0.14	1		10/12/15 12:33	10061-01-5	
trans-1,3-Dichloropropene	ND	ug/L	1.0	0.12	1		10/12/15 12:33	10061-02-6	
Ethylbenzene	ND	ug/L	1.0	0.18	1		10/12/15 12:33	100-41-4	
2-Hexanone	ND	ug/L	10.0	1.2	1		10/12/15 12:33	591-78-6	
Methylene chloride	ND	ug/L	1.0	0.15	1		10/12/15 12:33	75-09-2	
4-Methyl-2-pentanone (MIBK)	ND	ug/L	10.0	0.42	1		10/12/15 12:33	108-10-1	
Styrene	ND	ug/L	1.0	0.12	1		10/12/15 12:33	100-42-5	
1,1,2,2-Tetrachloroethane	ND	ug/L	1.0	0.15	1		10/12/15 12:33	79-34-5	
Tetrachloroethene	ND	ug/L	1.0	0.10	1		10/12/15 12:33	127-18-4	
Toluene	ND	ug/L	1.0	0.17	1		10/12/15 12:33	108-88-3	
1,1,1-Trichloroethane	ND	ug/L	1.0	0.11	1		10/12/15 12:33	71-55-6	
1,1,2-Trichloroethane	ND	ug/L	1.0	0.20	1		10/12/15 12:33	79-00-5	
Trichloroethene	**25.5**	ug/L	1.0	0.17	1		10/12/15 12:33	79-01-6	
Vinyl chloride	**0.18J**	ug/L	1.0	0.13	1		10/12/15 12:33	75-01-4	
Xylene (Total)	ND	ug/L	3.0	0.42	1		10/12/15 12:33	1330-20-7	
Surrogates									
4-Bromofluorobenzene (S)	98	%	80-120		1		10/12/15 12:33	460-00-4	
1,2-Dichloroethane-d4 (S)	97	%	80-120		1		10/12/15 12:33	17060-07-0	
Toluene-d8 (S)	103	%	80-120		1		10/12/15 12:33	2037-26-5	
Preservation pH	**1.0**		0.10	0.10	1		10/12/15 12:33		

REPORT OF LABORATORY ANALYSIS

This report shall not be reproduced, except in full,
without the written consent of Pace Analytical Services, Inc..

Pace Analytical Services, Inc.
9608 Loiret Blvd.
Lenexa, KS 66219
(913)599-5665

ANALYTICAL RESULTS

Project: FORT SMITH AR
Pace Project No.: 60204563

Sample: TB-18-201510 **Lab ID: 60204563040** Collected: 10/07/15 08:00 Received: 10/08/15 10:45 Matrix: Water

Parameters	Results	Units	Report Limit	MDL	DF	Prepared	Analyzed	CAS No.	Qual
8260 MSV	Analytical Method: EPA 5030B/8260								
Acetone	ND	ug/L	10.0	1.9	1		10/12/15 09:39	67-64-1	
Benzene	ND	ug/L	1.0	0.060	1		10/12/15 09:39	71-43-2	
Bromodichloromethane	ND	ug/L	1.0	0.19	1		10/12/15 09:39	75-27-4	
Bromoform	ND	ug/L	1.0	0.070	1		10/12/15 09:39	75-25-2	
Bromomethane	ND	ug/L	5.0	0.16	1		10/12/15 09:39	74-83-9	
2-Butanone (MEK)	ND	ug/L	10.0	0.59	1		10/12/15 09:39	78-93-3	
Carbon disulfide	ND	ug/L	5.0	0.12	1		10/12/15 09:39	75-15-0	
Carbon tetrachloride	ND	ug/L	1.0	0.18	1		10/12/15 09:39	56-23-5	
Chlorobenzene	ND	ug/L	1.0	0.21	1		10/12/15 09:39	108-90-7	
Chloroethane	ND	ug/L	1.0	0.15	1		10/12/15 09:39	75-00-3	
Chloroform	ND	ug/L	1.0	0.14	1		10/12/15 09:39	67-66-3	
Chloromethane	**0.14J**	ug/L	1.0	0.080	1		10/12/15 09:39	74-87-3	B
Dibromochloromethane	ND	ug/L	1.0	0.21	1		10/12/15 09:39	124-48-1	
1,1-Dichloroethane	ND	ug/L	1.0	0.050	1		10/12/15 09:39	75-34-3	
1,2-Dichloroethane	ND	ug/L	1.0	0.12	1		10/12/15 09:39	107-06-2	
1,1-Dichloroethene	ND	ug/L	1.0	0.20	1		10/12/15 09:39	75-35-4	
cis-1,2-Dichloroethene	ND	ug/L	1.0	0.080	1		10/12/15 09:39	156-59-2	
trans-1,2-Dichloroethene	ND	ug/L	1.0	0.20	1		10/12/15 09:39	156-60-5	
1,2-Dichloropropane	ND	ug/L	1.0	0.16	1		10/12/15 09:39	78-87-5	
cis-1,3-Dichloropropene	ND	ug/L	1.0	0.14	1		10/12/15 09:39	10061-01-5	
trans-1,3-Dichloropropene	ND	ug/L	1.0	0.12	1		10/12/15 09:39	10061-02-6	
Ethylbenzene	ND	ug/L	1.0	0.18	1		10/12/15 09:39	100-41-4	
2-Hexanone	ND	ug/L	10.0	1.2	1		10/12/15 09:39	591-78-6	
Methylene chloride	ND	ug/L	1.0	0.15	1		10/12/15 09:39	75-09-2	
4-Methyl-2-pentanone (MIBK)	ND	ug/L	10.0	0.42	1		10/12/15 09:39	108-10-1	
Styrene	ND	ug/L	1.0	0.12	1		10/12/15 09:39	100-42-5	
1,1,2,2-Tetrachloroethane	ND	ug/L	1.0	0.15	1		10/12/15 09:39	79-34-5	
Tetrachloroethene	ND	ug/L	1.0	0.10	1		10/12/15 09:39	127-18-4	
Toluene	ND	ug/L	1.0	0.17	1		10/12/15 09:39	108-88-3	
1,1,1-Trichloroethane	ND	ug/L	1.0	0.11	1		10/12/15 09:39	71-55-6	
1,1,2-Trichloroethane	ND	ug/L	1.0	0.20	1		10/12/15 09:39	79-00-5	
Trichloroethene	ND	ug/L	1.0	0.17	1		10/12/15 09:39	79-01-6	
Vinyl chloride	ND	ug/L	1.0	0.13	1		10/12/15 09:39	75-01-4	
Xylene (Total)	ND	ug/L	3.0	0.42	1		10/12/15 09:39	1330-20-7	
Surrogates									
4-Bromofluorobenzene (S)	98	%	80-120		1		10/12/15 09:39	460-00-4	
1,2-Dichloroethane-d4 (S)	101	%	80-120		1		10/12/15 09:39	17060-07-0	
Toluene-d8 (S)	104	%	80-120		1		10/12/15 09:39	2037-26-5	
Preservation pH	**1.0**		0.10	0.10	1		10/12/15 09:39		

REPORT OF LABORATORY ANALYSIS

This report shall not be reproduced, except in full,
without the written consent of Pace Analytical Services, Inc..

Pace Analytical Services, Inc.
9608 Loiret Blvd.
Lenexa, KS 66219
(913)599-5665

ANALYTICAL RESULTS

Project: FORT SMITH AR
Pace Project No.: 60204563

Sample: TB-03-201510 **Lab ID: 60204563041** Collected: 10/07/15 08:00 Received: 10/08/15 10:45 Matrix: Water

Parameters	Results	Units	Report Limit	MDL	DF	Prepared	Analyzed	CAS No.	Qual
8260 MSV	Analytical Method: EPA 5030B/8260								
Acetone	ND	ug/L	10.0	1.9	1		10/12/15 09:54	67-64-1	
Benzene	ND	ug/L	1.0	0.060	1		10/12/15 09:54	71-43-2	
Bromodichloromethane	ND	ug/L	1.0	0.19	1		10/12/15 09:54	75-27-4	
Bromoform	ND	ug/L	1.0	0.070	1		10/12/15 09:54	75-25-2	
Bromomethane	ND	ug/L	5.0	0.16	1		10/12/15 09:54	74-83-9	
2-Butanone (MEK)	ND	ug/L	10.0	0.59	1		10/12/15 09:54	78-93-3	
Carbon disulfide	ND	ug/L	5.0	0.12	1		10/12/15 09:54	75-15-0	
Carbon tetrachloride	ND	ug/L	1.0	0.18	1		10/12/15 09:54	56-23-5	
Chlorobenzene	ND	ug/L	1.0	0.21	1		10/12/15 09:54	108-90-7	
Chloroethane	ND	ug/L	1.0	0.15	1		10/12/15 09:54	75-00-3	
Chloroform	ND	ug/L	1.0	0.14	1		10/12/15 09:54	67-66-3	
Chloromethane	**0.18J**	ug/L	1.0	0.080	1		10/12/15 09:54	74-87-3	B
Dibromochloromethane	ND	ug/L	1.0	0.21	1		10/12/15 09:54	124-48-1	
1,1-Dichloroethane	ND	ug/L	1.0	0.050	1		10/12/15 09:54	75-34-3	
1,2-Dichloroethane	ND	ug/L	1.0	0.12	1		10/12/15 09:54	107-06-2	
1,1-Dichloroethene	ND	ug/L	1.0	0.20	1		10/12/15 09:54	75-35-4	
cis-1,2-Dichloroethene	ND	ug/L	1.0	0.080	1		10/12/15 09:54	156-59-2	
trans-1,2-Dichloroethene	ND	ug/L	1.0	0.20	1		10/12/15 09:54	156-60-5	
1,2-Dichloropropane	ND	ug/L	1.0	0.16	1		10/12/15 09:54	78-87-5	
cis-1,3-Dichloropropene	ND	ug/L	1.0	0.14	1		10/12/15 09:54	10061-01-5	
trans-1,3-Dichloropropene	ND	ug/L	1.0	0.12	1		10/12/15 09:54	10061-02-6	
Ethylbenzene	ND	ug/L	1.0	0.18	1		10/12/15 09:54	100-41-4	
2-Hexanone	ND	ug/L	10.0	1.2	1		10/12/15 09:54	591-78-6	
Methylene chloride	ND	ug/L	1.0	0.15	1		10/12/15 09:54	75-09-2	
4-Methyl-2-pentanone (MIBK)	ND	ug/L	10.0	0.42	1		10/12/15 09:54	108-10-1	
Styrene	ND	ug/L	1.0	0.12	1		10/12/15 09:54	100-42-5	
1,1,2,2-Tetrachloroethane	ND	ug/L	1.0	0.15	1		10/12/15 09:54	79-34-5	
Tetrachloroethene	ND	ug/L	1.0	0.10	1		10/12/15 09:54	127-18-4	
Toluene	ND	ug/L	1.0	0.17	1		10/12/15 09:54	108-88-3	
1,1,1-Trichloroethane	ND	ug/L	1.0	0.11	1		10/12/15 09:54	71-55-6	
1,1,2-Trichloroethane	ND	ug/L	1.0	0.20	1		10/12/15 09:54	79-00-5	
Trichloroethene	ND	ug/L	1.0	0.17	1		10/12/15 09:54	79-01-6	
Vinyl chloride	ND	ug/L	1.0	0.13	1		10/12/15 09:54	75-01-4	
Xylene (Total)	ND	ug/L	3.0	0.42	1		10/12/15 09:54	1330-20-7	
Surrogates									
4-Bromofluorobenzene (S)	97	%	80-120		1		10/12/15 09:54	460-00-4	
1,2-Dichloroethane-d4 (S)	100	%	80-120		1		10/12/15 09:54	17060-07-0	
Toluene-d8 (S)	102	%	80-120		1		10/12/15 09:54	2037-26-5	
Preservation pH	**1.0**		0.10	0.10	1		10/12/15 09:54		

REPORT OF LABORATORY ANALYSIS

This report shall not be reproduced, except in full,
without the written consent of Pace Analytical Services, Inc..

Pace Analytical Services, Inc.
9608 Loiret Blvd.
Lenexa, KS 66219
(913)599-5665

ANALYTICAL RESULTS

Project: FORT SMITH AR
Pace Project No.: 60204563

Sample: MW-84-201510 **Lab ID: 60204563042** Collected: 10/07/15 17:50 Received: 10/08/15 10:45 Matrix: Water

Parameters	Results	Units	Report Limit	MDL	DF	Prepared	Analyzed	CAS No.	Qual
Alcohol by Direct Inject GCFID	Analytical Method: EPA 8015 - Alcohol								
2-Chloroethanol	ND	ug/L	10000	1980	1		10/13/15 22:40	107-07-3	
6010 MET ICP	Analytical Method: EPA 6010 Preparation Method: EPA 3010								
Iron	**49.7J**	ug/L	50.0	9.0	1	10/08/15 15:45	10/09/15 17:56	7439-89-6	
Manganese	ND	ug/L	5.0	2.4	1	10/08/15 15:45	10/09/15 17:56	7439-96-5	
8260 MSV	Analytical Method: EPA 5030B/8260								
Acetone	**29.3**	ug/L	10.0	1.9	1		10/12/15 17:08	67-64-1	L1
Benzene	ND	ug/L	1.0	0.060	1		10/12/15 17:08	71-43-2	
Bromodichloromethane	ND	ug/L	1.0	0.19	1		10/12/15 17:08	75-27-4	
Bromoform	**0.39J**	ug/L	1.0	0.070	1		10/12/15 17:08	75-25-2	
Bromomethane	**5.1**	ug/L	5.0	0.16	1		10/12/15 17:08	74-83-9	B
2-Butanone (MEK)	ND	ug/L	10.0	0.59	1		10/12/15 17:08	78-93-3	
Carbon disulfide	ND	ug/L	5.0	0.12	1		10/12/15 17:08	75-15-0	
Carbon tetrachloride	ND	ug/L	1.0	0.18	1		10/12/15 17:08	56-23-5	
Chlorobenzene	ND	ug/L	1.0	0.21	1		10/12/15 17:08	108-90-7	
Chloroethane	ND	ug/L	1.0	0.15	1		10/12/15 17:08	75-00-3	
Chloroform	ND	ug/L	1.0	0.14	1		10/12/15 17:08	67-66-3	
Chloromethane	**6.2**	ug/L	1.0	0.080	1		10/12/15 17:08	74-87-3	
Dibromochloromethane	ND	ug/L	1.0	0.21	1		10/12/15 17:08	124-48-1	
1,1-Dichloroethane	ND	ug/L	1.0	0.050	1		10/12/15 17:08	75-34-3	
1,2-Dichloroethane	ND	ug/L	1.0	0.12	1		10/12/15 17:08	107-06-2	
1,1-Dichloroethene	ND	ug/L	1.0	0.20	1		10/12/15 17:08	75-35-4	
cis-1,2-Dichloroethene	ND	ug/L	1.0	0.080	1		10/12/15 17:08	156-59-2	
trans-1,2-Dichloroethene	ND	ug/L	1.0	0.20	1		10/12/15 17:08	156-60-5	
1,2-Dichloropropane	ND	ug/L	1.0	0.16	1		10/12/15 17:08	78-87-5	
cis-1,3-Dichloropropene	ND	ug/L	1.0	0.14	1		10/12/15 17:08	10061-01-5	
trans-1,3-Dichloropropene	ND	ug/L	1.0	0.12	1		10/12/15 17:08	10061-02-6	
Ethylbenzene	ND	ug/L	1.0	0.18	1		10/12/15 17:08	100-41-4	
2-Hexanone	ND	ug/L	10.0	1.2	1		10/12/15 17:08	591-78-6	
Methylene chloride	ND	ug/L	1.0	0.15	1		10/12/15 17:08	75-09-2	
4-Methyl-2-pentanone (MIBK)	ND	ug/L	10.0	0.42	1		10/12/15 17:08	108-10-1	
Styrene	ND	ug/L	1.0	0.12	1		10/12/15 17:08	100-42-5	
1,1,2,2-Tetrachloroethane	ND	ug/L	1.0	0.15	1		10/12/15 17:08	79-34-5	
Tetrachloroethene	ND	ug/L	1.0	0.10	1		10/12/15 17:08	127-18-4	
Toluene	ND	ug/L	1.0	0.17	1		10/12/15 17:08	108-88-3	
1,1,1-Trichloroethane	ND	ug/L	1.0	0.11	1		10/12/15 17:08	71-55-6	
1,1,2-Trichloroethane	ND	ug/L	1.0	0.20	1		10/12/15 17:08	79-00-5	
Trichloroethene	ND	ug/L	1.0	0.17	1		10/12/15 17:08	79-01-6	
Vinyl chloride	ND	ug/L	1.0	0.13	1		10/12/15 17:08	75-01-4	
Xylene (Total)	ND	ug/L	3.0	0.42	1		10/12/15 17:08	1330-20-7	
Surrogates									
4-Bromofluorobenzene (S)	97	%	80-120		1		10/12/15 17:08	460-00-4	
1,2-Dichloroethane-d4 (S)	101	%	80-120		1		10/12/15 17:08	17060-07-0	
Toluene-d8 (S)	100	%	80-120		1		10/12/15 17:08	2037-26-5	
Preservation pH	**4.0**		0.10	0.10	1		10/12/15 17:08		

REPORT OF LABORATORY ANALYSIS

This report shall not be reproduced, except in full,
without the written consent of Pace Analytical Services, Inc..

Pace Analytical Services, Inc.
9608 Loiret Blvd.
Lenexa, KS 66219
(913)599-5665

ANALYTICAL RESULTS

Project: FORT SMITH AR
Pace Project No.: 60204563

Sample: MW-84-201510 **Lab ID: 60204563042** Collected: 10/07/15 17:50 Received: 10/08/15 10:45 Matrix: Water

Parameters	Results	Units	Report Limit	MDL	DF	Prepared	Analyzed	CAS No.	Qual
2320B Alkalinity	Analytical Method: SM 2320B								
Alkalinity,Bicarbonate (CaCO3)	**98.3**	mg/L	20.0	2.0	1		10/13/15 16:54		
Alkalinity, Carbonate (CaCO3)	**241**	mg/L	20.0	2.0	1		10/13/15 16:54		
Alkalinity, Total as CaCO3	**339**	mg/L	20.0	2.0	1		10/13/15 16:54		
Iron, Ferric (Calculation)	Analytical Method: SM 3500-Fe B#4								
Iron, Ferric	ND	mg/L	0.20		1		10/15/15 00:00	7439-89-6	
4500H+ pH, Electrometric	Analytical Method: SM 4500-H+B								
pH at 25 Degrees C	**9.7**	Std. Units	0.10	0.10	1		10/15/15 00:00		H6
4500S2D Sulfide, Total	Analytical Method: SM 4500-S-2 D								
Sulfide, Total	ND	mg/L	0.050	0.012	1		10/13/15 08:02	18496-25-8	
300.0 IC Anions 28 Days	Analytical Method: EPA 300.0								
Chloride	**260**	mg/L	20.0	10.0	20		10/14/15 14:49	16887-00-6	
Sulfate	**2780**	mg/L	200	47.3	200		10/14/15 15:04	14808-79-8	
350.1 Ammonia	Analytical Method: EPA 350.1								
Nitrogen, Ammonia	**0.74**	mg/L	0.10	0.046	1		10/14/15 13:59	7664-41-7	
353.2 Nitrogen, NO2/NO3 unpres	Analytical Method: EPA 353.2								
Nitrogen, Nitrate	**3.1**	mg/L	0.10	0.014	1		10/08/15 16:14		
Nitrogen, Nitrite	ND	mg/L	0.10	0.023	1		10/08/15 16:14		
Nitrogen, NO2 plus NO3	**3.1**	mg/L	0.10	0.014	1		10/08/15 16:14		
365.4 Total Phosphorus	Analytical Method: EPA 365.4								
Phosphorus as PO4	**0.87**	mg/L	0.31		1		10/15/15 08:18		
Total Carbon Dioxide Calc	Analytical Method: SM 4500-CO2 D								
Carbon Dioxide Calculation	**193**	mg/L	20.0	20.0	1		10/16/15 00:00		
5310C TOC	Analytical Method: SM 5310C								
Total Organic Carbon	**0.92J**	mg/L	1.0	0.46	1		10/14/15 17:23	7440-44-0	B

REPORT OF LABORATORY ANALYSIS

This report shall not be reproduced, except in full,
without the written consent of Pace Analytical Services, Inc..

Pace Analytical Services, Inc.
9608 Loiret Blvd.
Lenexa, KS 66219
(913)599-5665

ANALYTICAL RESULTS

Project: FORT SMITH AR
Pace Project No.: 60204563

Sample: ITMW-10-201510 **Lab ID: 60204563043** Collected: 10/07/15 17:10 Received: 10/08/15 10:45 Matrix: Water

Parameters	Results	Units	Report Limit	MDL	DF	Prepared	Analyzed	CAS No.	Qual
Alcohol by Direct Inject GCFID	Analytical Method: EPA 8015 - Alcohol								
2-Chloroethanol	ND	ug/L	10000	1980	1		10/13/15 22:51	107-07-3	
6010 MET ICP	Analytical Method: EPA 6010 Preparation Method: EPA 3010								
Iron	**18.0J**	ug/L	50.0	9.0	1	10/08/15 15:45	10/09/15 17:59	7439-89-6	
Manganese	**324**	ug/L	5.0	2.4	1	10/08/15 15:45	10/09/15 17:59	7439-96-5	
8260 MSV	Analytical Method: EPA 5030B/8260								
Acetone	ND	ug/L	10.0	1.9	1		10/12/15 13:02	67-64-1	
Benzene	**0.20J**	ug/L	1.0	0.060	1		10/12/15 13:02	71-43-2	
Bromodichloromethane	ND	ug/L	1.0	0.19	1		10/12/15 13:02	75-27-4	
Bromoform	ND	ug/L	1.0	0.070	1		10/12/15 13:02	75-25-2	
Bromomethane	ND	ug/L	5.0	0.16	1		10/12/15 13:02	74-83-9	
2-Butanone (MEK)	ND	ug/L	10.0	0.59	1		10/12/15 13:02	78-93-3	
Carbon disulfide	ND	ug/L	5.0	0.12	1		10/12/15 13:02	75-15-0	
Carbon tetrachloride	ND	ug/L	1.0	0.18	1		10/12/15 13:02	56-23-5	
Chlorobenzene	ND	ug/L	1.0	0.21	1		10/12/15 13:02	108-90-7	
Chloroethane	ND	ug/L	1.0	0.15	1		10/12/15 13:02	75-00-3	
Chloroform	**0.24J**	ug/L	1.0	0.14	1		10/12/15 13:02	67-66-3	
Chloromethane	**0.15J**	ug/L	1.0	0.080	1		10/12/15 13:02	74-87-3	B
Dibromochloromethane	ND	ug/L	1.0	0.21	1		10/12/15 13:02	124-48-1	
1,1-Dichloroethane	**2.9**	ug/L	1.0	0.050	1		10/12/15 13:02	75-34-3	
1,2-Dichloroethane	ND	ug/L	1.0	0.12	1		10/12/15 13:02	107-06-2	
1,1-Dichloroethene	**4.7**	ug/L	1.0	0.20	1		10/12/15 13:02	75-35-4	
cis-1,2-Dichloroethene	**37.5**	ug/L	1.0	0.080	1		10/12/15 13:02	156-59-2	
trans-1,2-Dichloroethene	**0.35J**	ug/L	1.0	0.20	1		10/12/15 13:02	156-60-5	
1,2-Dichloropropane	ND	ug/L	1.0	0.16	1		10/12/15 13:02	78-87-5	
cis-1,3-Dichloropropene	ND	ug/L	1.0	0.14	1		10/12/15 13:02	10061-01-5	
trans-1,3-Dichloropropene	ND	ug/L	1.0	0.12	1		10/12/15 13:02	10061-02-6	
Ethylbenzene	ND	ug/L	1.0	0.18	1		10/12/15 13:02	100-41-4	
2-Hexanone	ND	ug/L	10.0	1.2	1		10/12/15 13:02	591-78-6	
Methylene chloride	ND	ug/L	1.0	0.15	1		10/12/15 13:02	75-09-2	
4-Methyl-2-pentanone (MIBK)	ND	ug/L	10.0	0.42	1		10/12/15 13:02	108-10-1	
Styrene	ND	ug/L	1.0	0.12	1		10/12/15 13:02	100-42-5	
1,1,2,2-Tetrachloroethane	ND	ug/L	1.0	0.15	1		10/12/15 13:02	79-34-5	
Tetrachloroethene	**0.92J**	ug/L	1.0	0.10	1		10/12/15 13:02	127-18-4	
Toluene	**0.34J**	ug/L	1.0	0.17	1		10/12/15 13:02	108-88-3	
1,1,1-Trichloroethane	ND	ug/L	1.0	0.11	1		10/12/15 13:02	71-55-6	
1,1,2-Trichloroethane	ND	ug/L	1.0	0.20	1		10/12/15 13:02	79-00-5	
Trichloroethene	**437**	ug/L	5.0	0.85	5		10/12/15 13:16	79-01-6	
Vinyl chloride	**1.5**	ug/L	1.0	0.13	1		10/12/15 13:02	75-01-4	
Xylene (Total)	ND	ug/L	3.0	0.42	1		10/12/15 13:02	1330-20-7	
Surrogates									
4-Bromofluorobenzene (S)	98	%	80-120		1		10/12/15 13:02	460-00-4	
1,2-Dichloroethane-d4 (S)	97	%	80-120		1		10/12/15 13:02	17060-07-0	
Toluene-d8 (S)	101	%	80-120		1		10/12/15 13:02	2037-26-5	
Preservation pH	**1.0**		0.10	0.10	1		10/12/15 13:02		

REPORT OF LABORATORY ANALYSIS

This report shall not be reproduced, except in full,
without the written consent of Pace Analytical Services, Inc..

Pace Analytical Services, Inc.
9608 Loiret Blvd.
Lenexa, KS 66219
(913)599-5665

ANALYTICAL RESULTS

Project: FORT SMITH AR
Pace Project No.: 60204563

Sample: ITMW-10-201510 **Lab ID: 60204563043** Collected: 10/07/15 17:10 Received: 10/08/15 10:45 Matrix: Water

Parameters	Results	Units	Report Limit	MDL	DF	Prepared	Analyzed	CAS No.	Qual
2320B Alkalinity	Analytical Method: SM 2320B								
Alkalinity,Bicarbonate (CaCO3)	**78.9**	mg/L	20.0	2.0	1		10/13/15 16:57		
Alkalinity, Carbonate (CaCO3)	ND	mg/L	20.0	2.0	1		10/13/15 16:57		
Alkalinity, Total as CaCO3	**78.9**	mg/L	20.0	2.0	1		10/13/15 16:57		
Iron, Ferric (Calculation)	Analytical Method: SM 3500-Fe B#4								
Iron, Ferric	ND	mg/L	0.20		1		10/15/15 00:00	7439-89-6	
4500H+ pH, Electrometric	Analytical Method: SM 4500-H+B								
pH at 25 Degrees C	**5.8**	Std. Units	0.10	0.10	1		10/15/15 00:00		H6
4500S2D Sulfide, Total	Analytical Method: SM 4500-S-2 D								
Sulfide, Total	ND	mg/L	0.050	0.012	1		10/13/15 08:02	18496-25-8	
300.0 IC Anions 28 Days	Analytical Method: EPA 300.0								
Chloride	**115**	mg/L	10.0	5.0	10		10/14/15 15:35	16887-00-6	
Sulfate	**32.0**	mg/L	5.0	1.2	5		10/14/15 15:20	14808-79-8	
350.1 Ammonia	Analytical Method: EPA 350.1								
Nitrogen, Ammonia	ND	mg/L	0.10	0.046	1		10/14/15 14:00	7664-41-7	
353.2 Nitrogen, NO2/NO3 unpres	Analytical Method: EPA 353.2								
Nitrogen, Nitrate	**5.4**	mg/L	0.20	0.028	2		10/08/15 16:32		
Nitrogen, Nitrite	ND	mg/L	0.20	0.046	2		10/08/15 16:32		
Nitrogen, NO2 plus NO3	**5.4**	mg/L	0.20	0.028	2		10/08/15 16:32		
365.4 Total Phosphorus	Analytical Method: EPA 365.4								
Phosphorus as PO4	ND	mg/L	0.31		1		10/15/15 08:20		
Total Carbon Dioxide Calc	Analytical Method: SM 4500-CO2 D								
Carbon Dioxide Calculation	**308**	mg/L	20.0	20.0	1		10/16/15 00:00		
5310C TOC	Analytical Method: SM 5310C								
Total Organic Carbon	**0.96J**	mg/L	1.0	0.46	1		10/14/15 18:29	7440-44-0	B

REPORT OF LABORATORY ANALYSIS

This report shall not be reproduced, except in full,
without the written consent of Pace Analytical Services, Inc..

Pace Analytical Services, Inc.
9608 Loiret Blvd.
Lenexa, KS 66219
(913)599-5665

ANALYTICAL RESULTS

Project: FORT SMITH AR
Pace Project No.: 60204563

Sample: DUP-04-201510 **Lab ID: 60204563044** Collected: 10/07/15 17:10 Received: 10/08/15 10:45 Matrix: Water

Parameters	Results	Units	Report Limit	MDL	DF	Prepared	Analyzed	CAS No.	Qual
8260 MSV	Analytical Method: EPA 5030B/8260								
Acetone	ND	ug/L	10.0	1.9	1		10/12/15 12:47	67-64-1	
Benzene	**0.20J**	ug/L	1.0	0.060	1		10/12/15 12:47	71-43-2	
Bromodichloromethane	ND	ug/L	1.0	0.19	1		10/12/15 12:47	75-27-4	
Bromoform	ND	ug/L	1.0	0.070	1		10/12/15 12:47	75-25-2	
Bromomethane	ND	ug/L	5.0	0.16	1		10/12/15 12:47	74-83-9	
2-Butanone (MEK)	ND	ug/L	10.0	0.59	1		10/12/15 12:47	78-93-3	
Carbon disulfide	ND	ug/L	5.0	0.12	1		10/12/15 12:47	75-15-0	
Carbon tetrachloride	ND	ug/L	1.0	0.18	1		10/12/15 12:47	56-23-5	
Chlorobenzene	ND	ug/L	1.0	0.21	1		10/12/15 12:47	108-90-7	
Chloroethane	ND	ug/L	1.0	0.15	1		10/12/15 12:47	75-00-3	
Chloroform	**0.29J**	ug/L	1.0	0.14	1		10/12/15 12:47	67-66-3	
Chloromethane	**0.15J**	ug/L	1.0	0.080	1		10/12/15 12:47	74-87-3	B
Dibromochloromethane	ND	ug/L	1.0	0.21	1		10/12/15 12:47	124-48-1	
1,1-Dichloroethane	**2.8**	ug/L	1.0	0.050	1		10/12/15 12:47	75-34-3	
1,2-Dichloroethane	ND	ug/L	1.0	0.12	1		10/12/15 12:47	107-06-2	
1,1-Dichloroethene	**4.5**	ug/L	1.0	0.20	1		10/12/15 12:47	75-35-4	
cis-1,2-Dichloroethene	**37.9**	ug/L	1.0	0.080	1		10/12/15 12:47	156-59-2	
trans-1,2-Dichloroethene	**0.34J**	ug/L	1.0	0.20	1		10/12/15 12:47	156-60-5	
1,2-Dichloropropane	ND	ug/L	1.0	0.16	1		10/12/15 12:47	78-87-5	
cis-1,3-Dichloropropene	ND	ug/L	1.0	0.14	1		10/12/15 12:47	10061-01-5	
trans-1,3-Dichloropropene	ND	ug/L	1.0	0.12	1		10/12/15 12:47	10061-02-6	
Ethylbenzene	ND	ug/L	1.0	0.18	1		10/12/15 12:47	100-41-4	
2-Hexanone	ND	ug/L	10.0	1.2	1		10/12/15 12:47	591-78-6	
Methylene chloride	ND	ug/L	1.0	0.15	1		10/12/15 12:47	75-09-2	
4-Methyl-2-pentanone (MIBK)	ND	ug/L	10.0	0.42	1		10/12/15 12:47	108-10-1	
Styrene	ND	ug/L	1.0	0.12	1		10/12/15 12:47	100-42-5	
1,1,2,2-Tetrachloroethane	ND	ug/L	1.0	0.15	1		10/12/15 12:47	79-34-5	
Tetrachloroethene	**0.92J**	ug/L	1.0	0.10	1		10/12/15 12:47	127-18-4	
Toluene	**0.37J**	ug/L	1.0	0.17	1		10/12/15 12:47	108-88-3	
1,1,1-Trichloroethane	ND	ug/L	1.0	0.11	1		10/12/15 12:47	71-55-6	
1,1,2-Trichloroethane	ND	ug/L	1.0	0.20	1		10/12/15 12:47	79-00-5	
Trichloroethene	**445**	ug/L	10.0	1.7	10		10/13/15 17:32	79-01-6	
Vinyl chloride	**1.6**	ug/L	1.0	0.13	1		10/12/15 12:47	75-01-4	
Xylene (Total)	ND	ug/L	3.0	0.42	1		10/12/15 12:47	1330-20-7	
Surrogates									
4-Bromofluorobenzene (S)	97	%	80-120		1		10/12/15 12:47	460-00-4	
1,2-Dichloroethane-d4 (S)	99	%	80-120		1		10/12/15 12:47	17060-07-0	
Toluene-d8 (S)	101	%	80-120		1		10/12/15 12:47	2037-26-5	
Preservation pH	**1.0**		0.10	0.10	1		10/12/15 12:47		

REPORT OF LABORATORY ANALYSIS

This report shall not be reproduced, except in full,
without the written consent of Pace Analytical Services, Inc..

Pace Analytical Services, Inc.
9608 Loiret Blvd.
Lenexa, KS 66219
(913)599-5665

ANALYTICAL RESULTS

Project: FORT SMITH AR
Pace Project No.: 60204563

Sample: EXTRA TB **Lab ID: 60204563045** Collected: 10/07/15 08:00 Received: 10/08/15 10:45 Matrix: Water

Parameters	Results	Units	Report Limit	MDL	DF	Prepared	Analyzed	CAS No.	Qual
8260 MSV	Analytical Method: EPA 5030B/8260								
Acetone	ND	ug/L	10.0	1.9	1		10/12/15 10:08	67-64-1	
Benzene	ND	ug/L	1.0	0.060	1		10/12/15 10:08	71-43-2	
Bromodichloromethane	ND	ug/L	1.0	0.19	1		10/12/15 10:08	75-27-4	
Bromoform	ND	ug/L	1.0	0.070	1		10/12/15 10:08	75-25-2	
Bromomethane	ND	ug/L	5.0	0.16	1		10/12/15 10:08	74-83-9	
2-Butanone (MEK)	ND	ug/L	10.0	0.59	1		10/12/15 10:08	78-93-3	
Carbon disulfide	ND	ug/L	5.0	0.12	1		10/12/15 10:08	75-15-0	
Carbon tetrachloride	ND	ug/L	1.0	0.18	1		10/12/15 10:08	56-23-5	
Chlorobenzene	ND	ug/L	1.0	0.21	1		10/12/15 10:08	108-90-7	
Chloroethane	ND	ug/L	1.0	0.15	1		10/12/15 10:08	75-00-3	
Chloroform	ND	ug/L	1.0	0.14	1		10/12/15 10:08	67-66-3	
Chloromethane	**0.21J**	ug/L	1.0	0.080	1		10/12/15 10:08	74-87-3	B
Dibromochloromethane	ND	ug/L	1.0	0.21	1		10/12/15 10:08	124-48-1	
1,1-Dichloroethane	ND	ug/L	1.0	0.050	1		10/12/15 10:08	75-34-3	
1,2-Dichloroethane	ND	ug/L	1.0	0.12	1		10/12/15 10:08	107-06-2	
1,1-Dichloroethene	ND	ug/L	1.0	0.20	1		10/12/15 10:08	75-35-4	
cis-1,2-Dichloroethene	ND	ug/L	1.0	0.080	1		10/12/15 10:08	156-59-2	
trans-1,2-Dichloroethene	ND	ug/L	1.0	0.20	1		10/12/15 10:08	156-60-5	
1,2-Dichloropropane	ND	ug/L	1.0	0.16	1		10/12/15 10:08	78-87-5	
cis-1,3-Dichloropropene	ND	ug/L	1.0	0.14	1		10/12/15 10:08	10061-01-5	
trans-1,3-Dichloropropene	ND	ug/L	1.0	0.12	1		10/12/15 10:08	10061-02-6	
Ethylbenzene	ND	ug/L	1.0	0.18	1		10/12/15 10:08	100-41-4	
2-Hexanone	ND	ug/L	10.0	1.2	1		10/12/15 10:08	591-78-6	
Methylene chloride	ND	ug/L	1.0	0.15	1		10/12/15 10:08	75-09-2	
4-Methyl-2-pentanone (MIBK)	ND	ug/L	10.0	0.42	1		10/12/15 10:08	108-10-1	
Styrene	ND	ug/L	1.0	0.12	1		10/12/15 10:08	100-42-5	
1,1,2,2-Tetrachloroethane	ND	ug/L	1.0	0.15	1		10/12/15 10:08	79-34-5	
Tetrachloroethene	ND	ug/L	1.0	0.10	1		10/12/15 10:08	127-18-4	
Toluene	ND	ug/L	1.0	0.17	1		10/12/15 10:08	108-88-3	
1,1,1-Trichloroethane	ND	ug/L	1.0	0.11	1		10/12/15 10:08	71-55-6	
1,1,2-Trichloroethane	ND	ug/L	1.0	0.20	1		10/12/15 10:08	79-00-5	
Trichloroethene	ND	ug/L	1.0	0.17	1		10/12/15 10:08	79-01-6	
Vinyl chloride	ND	ug/L	1.0	0.13	1		10/12/15 10:08	75-01-4	
Xylene (Total)	ND	ug/L	3.0	0.42	1		10/12/15 10:08	1330-20-7	
Surrogates									
4-Bromofluorobenzene (S)	97	%	80-120		1		10/12/15 10:08	460-00-4	
1,2-Dichloroethane-d4 (S)	100	%	80-120		1		10/12/15 10:08	17060-07-0	
Toluene-d8 (S)	101	%	80-120		1		10/12/15 10:08	2037-26-5	
Preservation pH	**1.0**		0.10	0.10	1		10/12/15 10:08		

REPORT OF LABORATORY ANALYSIS

This report shall not be reproduced, except in full,
without the written consent of Pace Analytical Services, Inc..

Pace Analytical Services, Inc.
9608 Loiret Blvd.
Lenexa, KS 66219
(913)599-5665

QUALITY CONTROL DATA

Project: FORT SMITH AR
Pace Project No.: 60204563

QC Batch: GCSV/4450 Analysis Method: EPA 8015 - Alcohol
QC Batch Method: EPA 8015 - Alcohol Analysis Description: Alcohol by Direct Inject GCFID
Associated Lab Samples: 60204563001, 60204563002, 60204563003, 60204563004, 60204563006

METHOD BLANK: 170645 Matrix: Water
Associated Lab Samples:

Parameter	Units	Blank Result	Reporting Limit	MDL	Analyzed	Qualifiers
2-Chloroethanol	ug/L	ND	10000	1980	10/12/15 13:49	

LABORATORY CONTROL SAMPLE: 170646

Parameter	Units	Spike Conc.	LCS Result	LCS % Rec	% Rec Limits	Qualifiers
2-Chloroethanol	ug/L	100000	95200	95	40-140	

MATRIX SPIKE & MATRIX SPIKE DUPLICATE: 170647 170648

Parameter	Units	60204563001 Result	MS Spike Conc.	MSD Spike Conc.	MS Result	MSD Result	MS % Rec	MSD % Rec	% Rec Limits	RPD	Max RPD	Qual
2-Chloroethanol	ug/L	ND	100000	100000	102000	101000	102	101	40-140	0	40	

Results presented on this page are in the units indicated by the "Units" column except where an alternate unit is presented to the right of the result.

REPORT OF LABORATORY ANALYSIS

This report shall not be reproduced, except in full,
without the written consent of Pace Analytical Services, Inc..

Pace Analytical Services, Inc.
9608 Loiret Blvd.
Lenexa, KS 66219
(913)599-5665

QUALITY CONTROL DATA

Project: FORT SMITH AR
Pace Project No.: 60204563

QC Batch: GCSV/4451 Analysis Method: EPA 8015 - Alcohol
QC Batch Method: EPA 8015 - Alcohol Analysis Description: Alcohol by Direct Inject GCFID
Associated Lab Samples: 60204563008, 60204563010, 60204563011, 60204563012, 60204563017, 60204563019, 60204563021, 60204563022, 60204563023, 60204563024, 60204563026, 60204563027, 60204563028, 60204563029, 60204563030, 60204563031, 60204563032, 60204563034, 60204563035, 60204563036

METHOD BLANK: 170677 Matrix: Water
Associated Lab Samples:

Parameter	Units	Blank Result	Reporting Limit	MDL	Analyzed	Qualifiers
2-Chloroethanol	ug/L	4110J	10000	1980	10/12/15 14:01	

LABORATORY CONTROL SAMPLE: 170678

Parameter	Units	Spike Conc.	LCS Result	LCS % Rec	% Rec Limits	Qualifiers
2-Chloroethanol	ug/L	100000	96200	96	40-140	

MATRIX SPIKE & MATRIX SPIKE DUPLICATE: 170679 170680

Parameter	Units	60204563008 Result	MS Spike Conc.	MSD Spike Conc.	MS Result	MSD Result	MS % Rec	MSD % Rec	% Rec Limits	RPD	Max RPD	Qual
2-Chloroethanol	ug/L	ND	100000	100000	98800	100000	99	100	40-140	1	40	

Results presented on this page are in the units indicated by the "Units" column except where an alternate unit is presented to the right of the result.

REPORT OF LABORATORY ANALYSIS

This report shall not be reproduced, except in full,
without the written consent of Pace Analytical Services, Inc..

Pace Analytical Services, Inc.
9608 Loiret Blvd.
Lenexa, KS 66219
(913)599-5665

QUALITY CONTROL DATA

Project: FORT SMITH AR
Pace Project No.: 60204563

QC Batch: GCSV/4452 Analysis Method: EPA 8015 - Alcohol
QC Batch Method: EPA 8015 - Alcohol Analysis Description: Alcohol by Direct Inject GCFID
Associated Lab Samples: 60204563014, 60204563037, 60204563038, 60204563042, 60204563043

METHOD BLANK: 170687 Matrix: Water
Associated Lab Samples:

Parameter	Units	Blank Result	Reporting Limit	MDL	Analyzed	Qualifiers
2-Chloroethanol	ug/L	ND	10000	1980	10/12/15 14:12	

LABORATORY CONTROL SAMPLE: 170688

Parameter	Units	Spike Conc.	LCS Result	LCS % Rec	% Rec Limits	Qualifiers
2-Chloroethanol	ug/L	100000	97400	97	40-140	

MATRIX SPIKE & MATRIX SPIKE DUPLICATE: 170689 170690

Parameter	Units	60204563014 Result	MS Spike Conc.	MSD Spike Conc.	MS Result	MSD Result	MS % Rec	MSD % Rec	% Rec Limits	RPD	Max RPD	Qual
2-Chloroethanol	ug/L	ND	100000	100000	97300	97600	97	98	40-140	0	40	

Results presented on this page are in the units indicated by the "Units" column except where an alternate unit is presented to the right of the result.

REPORT OF LABORATORY ANALYSIS

This report shall not be reproduced, except in full,
without the written consent of Pace Analytical Services, Inc..

Pace Analytical Services, Inc.
9608 Loiret Blvd.
Lenexa, KS 66219
(913)599-5665

QUALITY CONTROL DATA

Project: FORT SMITH AR
Pace Project No.: 60204563

QC Batch: MPRP/33460 Analysis Method: EPA 6010
QC Batch Method: EPA 3010 Analysis Description: 6010 MET
Associated Lab Samples: 60204563001, 60204563002, 60204563003, 60204563004, 60204563006, 60204563010, 60204563011, 60204563012, 60204563017, 60204563019, 60204563021, 60204563022, 60204563023, 60204563024, 60204563026, 60204563027, 60204563028, 60204563029

METHOD BLANK: 1646834 Matrix: Water
Associated Lab Samples: 60204563001, 60204563002, 60204563003, 60204563004, 60204563006, 60204563010, 60204563011, 60204563012, 60204563017, 60204563019, 60204563021, 60204563022, 60204563023, 60204563024, 60204563026, 60204563027, 60204563028, 60204563029

Parameter	Units	Blank Result	Reporting Limit	MDL	Analyzed	Qualifiers
Iron	ug/L	ND	50.0	9.0	10/09/15 16:12	
Manganese	ug/L	ND	5.0	2.4	10/09/15 16:12	

LABORATORY CONTROL SAMPLE: 1646835

Parameter	Units	Spike Conc.	LCS Result	LCS % Rec	% Rec Limits	Qualifiers
Iron	ug/L	10000	9670	97	80-120	
Manganese	ug/L	1000	979	98	80-120	

MATRIX SPIKE & MATRIX SPIKE DUPLICATE: 1646836 1646837

Parameter	Units	60204563001 Result	MS Spike Conc.	MSD Spike Conc.	MS Result	MSD Result	MS % Rec	MSD % Rec	% Rec Limits	RPD	Max RPD	Qual
Iron	ug/L	3420	10000	10000	11700	12800	83	94	75-125	9	20	
Manganese	ug/L	352	1000	1000	1180	1280	82	93	75-125	9	20	

Results presented on this page are in the units indicated by the "Units" column except where an alternate unit is presented to the right of the result.

REPORT OF LABORATORY ANALYSIS

This report shall not be reproduced, except in full,
without the written consent of Pace Analytical Services, Inc..

Pace Analytical Services, Inc.
9608 Loiret Blvd.
Lenexa, KS 66219
(913)599-5665

QUALITY CONTROL DATA

Project: FORT SMITH AR
Pace Project No.: 60204563

QC Batch: MPRP/33461 Analysis Method: EPA 6010
QC Batch Method: EPA 3010 Analysis Description: 6010 MET
Associated Lab Samples: 60204563008, 60204563014, 60204563030, 60204563031, 60204563032, 60204563034, 60204563035, 60204563036, 60204563037, 60204563038, 60204563042, 60204563043

METHOD BLANK: 1646838 Matrix: Water
Associated Lab Samples: 60204563008, 60204563014, 60204563030, 60204563031, 60204563032, 60204563034, 60204563035, 60204563036, 60204563037, 60204563038, 60204563042, 60204563043

Parameter	Units	Blank Result	Reporting Limit	MDL	Analyzed	Qualifiers
Iron	ug/L	ND	50.0	9.0	10/09/15 16:14	
Manganese	ug/L	ND	5.0	2.4	10/09/15 16:14	

LABORATORY CONTROL SAMPLE: 1646839

Parameter	Units	Spike Conc.	LCS Result	LCS % Rec	% Rec Limits	Qualifiers
Iron	ug/L	10000	9820	98	80-120	
Manganese	ug/L	1000	997	100	80-120	

MATRIX SPIKE & MATRIX SPIKE DUPLICATE: 1646840 1646841

Parameter	Units	60204563008 Result	MS Spike Conc.	MSD Spike Conc.	MS Result	MSD Result	MS % Rec	MSD % Rec	% Rec Limits	RPD	Max RPD	Qual
Iron	ug/L	327	10000	10000	9960	9750	96	94	75-125	2	20	
Manganese	ug/L	6.9	1000	1000	955	940	95	93	75-125	2	20	

MATRIX SPIKE & MATRIX SPIKE DUPLICATE: 1646842 1646843

Parameter	Units	60204563014 Result	MS Spike Conc.	MSD Spike Conc.	MS Result	MSD Result	MS % Rec	MSD % Rec	% Rec Limits	RPD	Max RPD	Qual
Iron	ug/L	354	10000	10000	10100	10000	98	96	75-125	1	20	
Manganese	ug/L	53.2	1000	1000	1010	1000	96	95	75-125	1	20	

Results presented on this page are in the units indicated by the "Units" column except where an alternate unit is presented to the right of the result.

REPORT OF LABORATORY ANALYSIS

This report shall not be reproduced, except in full,
without the written consent of Pace Analytical Services, Inc..

Pace Analytical Services, Inc.
9608 Loiret Blvd.
Lenexa, KS 66219
(913)599-5665

QUALITY CONTROL DATA

Project: FORT SMITH AR
Pace Project No.: 60204563

QC Batch: MSV/72158 Analysis Method: EPA 5030B/8260
QC Batch Method: EPA 5030B/8260 Analysis Description: 8260 MSV Water 10 mL Purge
Associated Lab Samples: 60204563001, 60204563002, 60204563003, 60204563004

METHOD BLANK: 1647432 Matrix: Water
Associated Lab Samples: 60204563001, 60204563002, 60204563003, 60204563004

Parameter	Units	Blank Result	Reporting Limit	MDL	Analyzed	Qualifiers
1,1,1-Trichloroethane	ug/L	ND	1.0	0.11	10/09/15 10:02	
1,1,2,2-Tetrachloroethane	ug/L	ND	1.0	0.15	10/09/15 10:02	
1,1,2-Trichloroethane	ug/L	ND	1.0	0.20	10/09/15 10:02	
1,1-Dichloroethane	ug/L	ND	1.0	0.050	10/09/15 10:02	
1,1-Dichloroethene	ug/L	ND	1.0	0.20	10/09/15 10:02	
1,2-Dichloroethane	ug/L	ND	1.0	0.12	10/09/15 10:02	
1,2-Dichloropropane	ug/L	ND	1.0	0.16	10/09/15 10:02	
2-Butanone (MEK)	ug/L	ND	10.0	0.59	10/09/15 10:02	
2-Hexanone	ug/L	ND	10.0	1.2	10/09/15 10:02	
4-Methyl-2-pentanone (MIBK)	ug/L	ND	10.0	0.42	10/09/15 10:02	
Acetone	ug/L	ND	10.0	1.9	10/09/15 10:02	
Benzene	ug/L	ND	1.0	0.060	10/09/15 10:02	
Bromodichloromethane	ug/L	ND	1.0	0.19	10/09/15 10:02	
Bromoform	ug/L	ND	1.0	0.070	10/09/15 10:02	
Bromomethane	ug/L	ND	5.0	0.16	10/09/15 10:02	
Carbon disulfide	ug/L	ND	5.0	0.12	10/09/15 10:02	
Carbon tetrachloride	ug/L	ND	1.0	0.18	10/09/15 10:02	
Chlorobenzene	ug/L	ND	1.0	0.21	10/09/15 10:02	
Chloroethane	ug/L	ND	1.0	0.15	10/09/15 10:02	
Chloroform	ug/L	ND	1.0	0.14	10/09/15 10:02	
Chloromethane	ug/L	ND	1.0	0.080	10/09/15 10:02	
cis-1,2-Dichloroethene	ug/L	ND	1.0	0.080	10/09/15 10:02	
cis-1,3-Dichloropropene	ug/L	ND	1.0	0.14	10/09/15 10:02	
Dibromochloromethane	ug/L	ND	1.0	0.21	10/09/15 10:02	
Ethylbenzene	ug/L	ND	1.0	0.18	10/09/15 10:02	
Methylene chloride	ug/L	ND	1.0	0.15	10/09/15 10:02	
Styrene	ug/L	ND	1.0	0.12	10/09/15 10:02	
Tetrachloroethene	ug/L	ND	1.0	0.10	10/09/15 10:02	
Toluene	ug/L	ND	1.0	0.17	10/09/15 10:02	
trans-1,2-Dichloroethene	ug/L	ND	1.0	0.20	10/09/15 10:02	
trans-1,3-Dichloropropene	ug/L	ND	1.0	0.12	10/09/15 10:02	
Trichloroethene	ug/L	ND	1.0	0.17	10/09/15 10:02	
Vinyl chloride	ug/L	ND	1.0	0.13	10/09/15 10:02	
Xylene (Total)	ug/L	ND	3.0	0.42	10/09/15 10:02	
1,2-Dichloroethane-d4 (S)	%	99	80-120		10/09/15 10:02	
4-Bromofluorobenzene (S)	%	97	80-120		10/09/15 10:02	
Toluene-d8 (S)	%	102	80-120		10/09/15 10:02	

Results presented on this page are in the units indicated by the "Units" column except where an alternate unit is presented to the right of the result.

REPORT OF LABORATORY ANALYSIS

This report shall not be reproduced, except in full,
without the written consent of Pace Analytical Services, Inc..

Pace Analytical Services, Inc.
9608 Loiret Blvd.
Lenexa, KS 66219
(913)599-5665

QUALITY CONTROL DATA

Project: FORT SMITH AR
Pace Project No.: 60204563

LABORATORY CONTROL SAMPLE: 1647433

Parameter	Units	Spike Conc.	LCS Result	LCS % Rec	% Rec Limits	Qualifiers
1,1,1-Trichloroethane	ug/L	20	18.0	90	80-120	
1,1,2,2-Tetrachloroethane	ug/L	20	17.9	90	73-121	
1,1,2-Trichloroethane	ug/L	20	17.5	88	80-120	
1,1-Dichloroethane	ug/L	20	18.3	91	80-120	
1,1-Dichloroethene	ug/L	20	18.0	90	80-120	
1,2-Dichloroethane	ug/L	20	17.9	89	81-120	
1,2-Dichloropropane	ug/L	20	17.9	89	80-120	
2-Butanone (MEK)	ug/L	100	112	112	67-122	
2-Hexanone	ug/L	100	112	112	75-121	
4-Methyl-2-pentanone (MIBK)	ug/L	100	93.5	93	76-120	
Acetone	ug/L	100	120	120	72-120	
Benzene	ug/L	20	19.1	95	80-120	
Bromodichloromethane	ug/L	20	18.2	91	80-120	
Bromoform	ug/L	20	18.3	91	73-138	
Bromomethane	ug/L	20	23.8	119	38-137	
Carbon disulfide	ug/L	20	19.8	99	71-129	
Carbon tetrachloride	ug/L	20	17.5	88	67-146	
Chlorobenzene	ug/L	20	18.8	94	80-120	
Chloroethane	ug/L	20	18.4	92	76-120	
Chloroform	ug/L	20	17.1	85	80-120	
Chloromethane	ug/L	20	16.4	82	34-165	
cis-1,2-Dichloroethene	ug/L	20	17.9	90	80-120	
cis-1,3-Dichloropropene	ug/L	20	18.3	91	80-120	
Dibromochloromethane	ug/L	20	18.9	95	80-126	
Ethylbenzene	ug/L	20	18.9	94	80-120	
Methylene chloride	ug/L	20	18.4	92	80-120	
Styrene	ug/L	20	19.7	99	80-123	
Tetrachloroethene	ug/L	20	18.4	92	80-123	
Toluene	ug/L	20	18.9	95	80-120	
trans-1,2-Dichloroethene	ug/L	20	17.8	89	80-120	
trans-1,3-Dichloropropene	ug/L	20	18.6	93	80-129	
Trichloroethene	ug/L	20	16.8	84	80-120	
Vinyl chloride	ug/L	20	18.8	94	62-125	
Xylene (Total)	ug/L	60	56.4	94	80-120	
1,2-Dichloroethane-d4 (S)	%			96	80-120	
4-Bromofluorobenzene (S)	%			98	80-120	
Toluene-d8 (S)	%			101	80-120	

MATRIX SPIKE & MATRIX SPIKE DUPLICATE: 1647434 1647435

Parameter	Units	60204563001 Result	MS Spike Conc.	MSD Spike Conc.	MS Result	MSD Result	MS % Rec	MSD % Rec	% Rec Limits	RPD	Max RPD	Qual
1,1,1-Trichloroethane	ug/L	ND	20	20	18.8	18.3	94	92	88-124	2	9	
1,1,2,2-Tetrachloroethane	ug/L	ND	20	20	18.0	17.1	90	85	78-116	5	13	
1,1,2-Trichloroethane	ug/L	ND	20	20	17.3	16.8	86	84	84-112	3	10	

Results presented on this page are in the units indicated by the "Units" column except where an alternate unit is presented to the right of the result.

REPORT OF LABORATORY ANALYSIS

This report shall not be reproduced, except in full,
without the written consent of Pace Analytical Services, Inc..

Pace Analytical Services, Inc.
9608 Loiret Blvd.
Lenexa, KS 66219
(913)599-5665

QUALITY CONTROL DATA

Project: FORT SMITH AR
Pace Project No.: 60204563

MATRIX SPIKE & MATRIX SPIKE DUPLICATE: 1647434 1647435

Parameter	Units	60204563001 Result	MS Spike Conc.	MSD Spike Conc.	MS Result	MSD Result	MS % Rec	MSD % Rec	% Rec Limits	RPD	Max RPD	Qual
1,1-Dichloroethane	ug/L	ND	20	20	18.9	18.4	95	92	82-121	3	9	
1,1-Dichloroethene	ug/L	ND	20	20	18.5	18.7	93	93	78-124	1	12	
1,2-Dichloroethane	ug/L	ND	20	20	17.4	16.9	87	85	79-121	3	12	
1,2-Dichloropropane	ug/L	ND	20	20	18.1	17.5	91	88	82-119	4	10	
2-Butanone (MEK)	ug/L	ND	100	100	72.2	70.3	72	70	66-114	3	13	
2-Hexanone	ug/L	ND	100	100	86.2	78.8	86	79	71-116	9	13	
4-Methyl-2-pentanone (MIBK)	ug/L	ND	100	100	94.2	87.2	94	87	72-122	8	12	
Acetone	ug/L	ND	100	100	53.1	51.4	52	50	65-113	3	27	M1
Benzene	ug/L	ND	20	20	19.6	18.7	98	93	46-155	5	13	
Bromodichloromethane	ug/L	ND	20	20	17.8	16.9	89	85	77-127	5	10	
Bromoform	ug/L	ND	20	20	17.5	17.0	88	85	70-125	3	11	
Bromomethane	ug/L	ND	20	20	17.5	17.4	87	87	41-140	1	30	
Carbon disulfide	ug/L	ND	20	20	21.5	21.2	107	106	68-140	1	10	
Carbon tetrachloride	ug/L	ND	20	20	18.7	17.8	93	89	68-147	5	11	
Chlorobenzene	ug/L	ND	20	20	18.4	18.1	92	91	83-121	1	9	
Chloroethane	ug/L	ND	20	20	26.8	22.7	134	113	69-126	17	19	M1
Chloroform	ug/L	ND	20	20	17.3	16.9	86	85	86-119	2	9	M1
Chloromethane	ug/L	ND	20	20	13.1	13.5	66	67	23-168	3	49	
cis-1,2-Dichloroethene	ug/L	ND	20	20	18.5	18.1	92	90	85-117	2	10	
cis-1,3-Dichloropropene	ug/L	ND	20	20	17.7	17.6	89	88	74-115	0	12	
Dibromochloromethane	ug/L	ND	20	20	18.2	17.9	91	89	65-134	2	11	
Ethylbenzene	ug/L	ND	20	20	24.4	19.1	122	95	51-148	25	14	R1
Methylene chloride	ug/L	ND	20	20	17.7	17.7	88	89	75-118	0	11	
Styrene	ug/L	ND	20	20	19.8	19.2	99	96	17-174	3	10	
Tetrachloroethene	ug/L	ND	20	20	19.0	19.1	95	96	78-127	1	9	
Toluene	ug/L	ND	20	20	19.4	19.1	97	96	47-149	1	16	
trans-1,2-Dichloroethene	ug/L	ND	20	20	18.2	17.8	91	89	84-119	2	12	
trans-1,3-Dichloropropene	ug/L	ND	20	20	18.1	18.0	91	90	71-120	1	10	
Trichloroethene	ug/L	ND	20	20	17.3	16.7	86	83	70-135	4	10	
Vinyl chloride	ug/L	ND	20	20	18.5	18.5	93	92	58-130	0	11	
Xylene (Total)	ug/L	ND	60	60	104	58.8	173	98	39-158	55	15	MS,RS
1,2-Dichloroethane-d4 (S)	%						98	97	80-120			
4-Bromofluorobenzene (S)	%						96	98	80-120			
Toluene-d8 (S)	%						102	103	80-120			
Preservation pH		1.0			1.0	1.0				0		

Results presented on this page are in the units indicated by the "Units" column except where an alternate unit is presented to the right of the result.

REPORT OF LABORATORY ANALYSIS

This report shall not be reproduced, except in full,
without the written consent of Pace Analytical Services, Inc..

Pace Analytical Services, Inc.
9608 Loiret Blvd.
Lenexa, KS 66219
(913)599-5665

QUALITY CONTROL DATA

Project: FORT SMITH AR
Pace Project No.: 60204563

QC Batch: MSV/72160 Analysis Method: EPA 5030B/8260
QC Batch Method: EPA 5030B/8260 Analysis Description: 8260 MSV Water 10 mL Purge
Associated Lab Samples: 60204563005, 60204563006, 60204563007, 60204563008, 60204563009, 60204563010, 60204563011, 60204563012, 60204563013, 60204563014, 60204563015, 60204563016, 60204563017, 60204563018, 60204563019, 60204563020, 60204563022, 60204563023, 60204563024, 60204563025

METHOD BLANK: 1647539 Matrix: Water
Associated Lab Samples: 60204563005, 60204563006, 60204563007, 60204563008, 60204563009, 60204563010, 60204563011, 60204563012, 60204563013, 60204563014, 60204563015, 60204563016, 60204563017, 60204563018, 60204563019, 60204563020, 60204563022, 60204563023, 60204563024, 60204563025

Parameter	Units	Blank Result	Reporting Limit	MDL	Analyzed	Qualifiers
1,1,1-Trichloroethane	ug/L	ND	1.0	0.11	10/09/15 21:05	
1,1,2,2-Tetrachloroethane	ug/L	ND	1.0	0.15	10/09/15 21:05	
1,1,2-Trichloroethane	ug/L	ND	1.0	0.20	10/09/15 21:05	
1,1-Dichloroethane	ug/L	ND	1.0	0.050	10/09/15 21:05	
1,1-Dichloroethene	ug/L	ND	1.0	0.20	10/09/15 21:05	
1,2-Dichloroethane	ug/L	ND	1.0	0.12	10/09/15 21:05	
1,2-Dichloropropane	ug/L	ND	1.0	0.16	10/09/15 21:05	
2-Butanone (MEK)	ug/L	ND	10.0	0.59	10/09/15 21:05	
2-Hexanone	ug/L	ND	10.0	1.2	10/09/15 21:05	
4-Methyl-2-pentanone (MIBK)	ug/L	ND	10.0	0.42	10/09/15 21:05	
Acetone	ug/L	ND	10.0	1.9	10/09/15 21:05	
Benzene	ug/L	ND	1.0	0.060	10/09/15 21:05	
Bromodichloromethane	ug/L	ND	1.0	0.19	10/09/15 21:05	
Bromoform	ug/L	ND	1.0	0.070	10/09/15 21:05	
Bromomethane	ug/L	ND	5.0	0.16	10/09/15 21:05	
Carbon disulfide	ug/L	ND	5.0	0.12	10/09/15 21:05	
Carbon tetrachloride	ug/L	ND	1.0	0.18	10/09/15 21:05	
Chlorobenzene	ug/L	ND	1.0	0.21	10/09/15 21:05	
Chloroethane	ug/L	ND	1.0	0.15	10/09/15 21:05	
Chloroform	ug/L	ND	1.0	0.14	10/09/15 21:05	
Chloromethane	ug/L	ND	1.0	0.080	10/09/15 21:05	
cis-1,2-Dichloroethene	ug/L	ND	1.0	0.080	10/09/15 21:05	
cis-1,3-Dichloropropene	ug/L	ND	1.0	0.14	10/09/15 21:05	
Dibromochloromethane	ug/L	ND	1.0	0.21	10/09/15 21:05	
Ethylbenzene	ug/L	ND	1.0	0.18	10/09/15 21:05	
Methylene chloride	ug/L	ND	1.0	0.15	10/09/15 21:05	
Styrene	ug/L	ND	1.0	0.12	10/09/15 21:05	
Tetrachloroethene	ug/L	ND	1.0	0.10	10/09/15 21:05	
Toluene	ug/L	ND	1.0	0.17	10/09/15 21:05	
trans-1,2-Dichloroethene	ug/L	ND	1.0	0.20	10/09/15 21:05	
trans-1,3-Dichloropropene	ug/L	ND	1.0	0.12	10/09/15 21:05	
Trichloroethene	ug/L	ND	1.0	0.17	10/09/15 21:05	
Vinyl chloride	ug/L	ND	1.0	0.13	10/09/15 21:05	
Xylene (Total)	ug/L	ND	3.0	0.42	10/09/15 21:05	
1,2-Dichloroethane-d4 (S)	%	94	80-120		10/09/15 21:05	
4-Bromofluorobenzene (S)	%	97	80-120		10/09/15 21:05	
Toluene-d8 (S)	%	103	80-120		10/09/15 21:05	

Results presented on this page are in the units indicated by the "Units" column except where an alternate unit is presented to the right of the result.

REPORT OF LABORATORY ANALYSIS

This report shall not be reproduced, except in full,
without the written consent of Pace Analytical Services, Inc..

Pace Analytical Services, Inc.
9608 Loiret Blvd.
Lenexa, KS 66219
(913)599-5665

QUALITY CONTROL DATA

Project: FORT SMITH AR
Pace Project No.: 60204563

LABORATORY CONTROL SAMPLE: 1647540

Parameter	Units	Spike Conc.	LCS Result	LCS % Rec	% Rec Limits	Qualifiers
1,1,1-Trichloroethane	ug/L	20	17.2	86	80-120	
1,1,2,2-Tetrachloroethane	ug/L	20	16.5	83	73-121	
1,1,2-Trichloroethane	ug/L	20	16.9	84	80-120	
1,1-Dichloroethane	ug/L	20	17.9	89	80-120	
1,1-Dichloroethene	ug/L	20	17.9	90	80-120	
1,2-Dichloroethane	ug/L	20	17.3	86	81-120	
1,2-Dichloropropane	ug/L	20	17.2	86	80-120	
2-Butanone (MEK)	ug/L	100	107	107	67-122	
2-Hexanone	ug/L	100	106	106	75-121	
4-Methyl-2-pentanone (MIBK)	ug/L	100	90.2	90	76-120	
Acetone	ug/L	100	115	115	72-120	
Benzene	ug/L	20	18.6	93	80-120	
Bromodichloromethane	ug/L	20	17.5	88	80-120	
Bromoform	ug/L	20	17.2	86	73-138	
Bromomethane	ug/L	20	20.7	104	38-137	
Carbon disulfide	ug/L	20	19.2	96	71-129	
Carbon tetrachloride	ug/L	20	16.9	85	67-146	
Chlorobenzene	ug/L	20	17.9	90	80-120	
Chloroethane	ug/L	20	19.0	95	76-120	
Chloroform	ug/L	20	16.4	82	80-120	
Chloromethane	ug/L	20	14.4	72	34-165	
cis-1,2-Dichloroethene	ug/L	20	17.3	86	80-120	
cis-1,3-Dichloropropene	ug/L	20	16.9	84	80-120	
Dibromochloromethane	ug/L	20	18.2	91	80-126	
Ethylbenzene	ug/L	20	18.2	91	80-120	
Methylene chloride	ug/L	20	18.6	93	80-120	
Styrene	ug/L	20	18.9	94	80-123	
Tetrachloroethene	ug/L	20	18.1	90	80-123	
Toluene	ug/L	20	18.1	91	80-120	
trans-1,2-Dichloroethene	ug/L	20	17.2	86	80-120	
trans-1,3-Dichloropropene	ug/L	20	18.0	90	80-129	
Trichloroethene	ug/L	20	16.9	85	80-120	
Vinyl chloride	ug/L	20	18.5	92	62-125	
Xylene (Total)	ug/L	60	54.1	90	80-120	
1,2-Dichloroethane-d4 (S)	%			98	80-120	
4-Bromofluorobenzene (S)	%			98	80-120	
Toluene-d8 (S)	%			101	80-120	

MATRIX SPIKE & MATRIX SPIKE DUPLICATE: 1647541 1647542

Parameter	Units	60204563008 Result	MS Spike Conc.	MSD Spike Conc.	MS Result	MSD Result	MS % Rec	MSD % Rec	% Rec Limits	RPD	Max RPD	Qual
1,1,1-Trichloroethane	ug/L	ND	20	20	18.0	19.3	90	97	88-124	7	9	
1,1,2,2-Tetrachloroethane	ug/L	ND	20	20	16.4	18.2	82	91	78-116	10	13	
1,1,2-Trichloroethane	ug/L	ND	20	20	16.9	17.9	85	89	84-112	6	10	

Results presented on this page are in the units indicated by the "Units" column except where an alternate unit is presented to the right of the result.

REPORT OF LABORATORY ANALYSIS

This report shall not be reproduced, except in full,
without the written consent of Pace Analytical Services, Inc..

Pace Analytical Services, Inc.
9608 Loiret Blvd.
Lenexa, KS 66219
(913)599-5665

QUALITY CONTROL DATA

Project: FORT SMITH AR
Pace Project No.: 60204563

MATRIX SPIKE & MATRIX SPIKE DUPLICATE: 1647541 1647542

Parameter	Units	60204563008 Result	MS Spike Conc.	MSD Spike Conc.	MS Result	MSD Result	MS % Rec	MSD % Rec	% Rec Limits	RPD	Max RPD	Qual
1,1-Dichloroethane	ug/L	ND	20	20	18.6	19.6	93	98	82-121	5	9	
1,1-Dichloroethene	ug/L	ND	20	20	19.1	19.9	96	99	78-124	4	12	
1,2-Dichloroethane	ug/L	ND	20	20	17.0	17.6	85	88	79-121	4	12	
1,2-Dichloropropane	ug/L	ND	20	20	17.2	18.2	86	91	82-119	6	10	
2-Butanone (MEK)	ug/L	ND	100	100	66.1	72.9	66	73	66-114	10	13	
2-Hexanone	ug/L	ND	100	100	72.9	81.0	73	81	71-116	11	13	
4-Methyl-2-pentanone (MIBK)	ug/L	ND	100	100	80.0	87.9	80	88	72-122	9	12	
Acetone	ug/L	ND	100	100	48.6	55.0	47	54	65-113	12	27	M1
Benzene	ug/L	ND	20	20	18.7	20.1	94	101	46-155	7	13	
Bromodichloromethane	ug/L	ND	20	20	17.5	18.0	87	90	77-127	3	10	
Bromoform	ug/L	ND	20	20	16.8	18.0	84	90	70-125	7	11	
Bromomethane	ug/L	ND	20	20	16.9	23.3	85	116	41-140	32	30	R1
Carbon disulfide	ug/L	ND	20	20	20.8	21.7	104	109	68-140	4	10	
Carbon tetrachloride	ug/L	ND	20	20	18.2	19.5	91	97	68-147	7	11	
Chlorobenzene	ug/L	ND	20	20	18.6	19.3	93	96	83-121	4	9	
Chloroethane	ug/L	ND	20	20	19.1	21.0	95	105	69-126	10	19	
Chloroform	ug/L	ND	20	20	16.7	17.4	83	87	86-119	4	9	M1
Chloromethane	ug/L	0.10J	20	20	16.2	21.3	80	106	23-168	27	49	
cis-1,2-Dichloroethene	ug/L	ND	20	20	17.3	18.7	86	93	85-117	8	10	
cis-1,3-Dichloropropene	ug/L	ND	20	20	16.7	17.2	83	86	74-115	3	12	
Dibromochloromethane	ug/L	ND	20	20	17.6	18.4	88	92	65-134	4	11	
Ethylbenzene	ug/L	ND	20	20	18.9	20.0	94	100	51-148	6	14	
Methylene chloride	ug/L	ND	20	20	18.1	19.1	91	95	75-118	5	11	
Styrene	ug/L	ND	20	20	12.4	13.8	62	69	17-174	11	10	R1
Tetrachloroethene	ug/L	ND	20	20	18.9	19.5	95	97	78-127	3	9	
Toluene	ug/L	ND	20	20	19.1	19.9	96	99	47-149	4	16	
trans-1,2-Dichloroethene	ug/L	ND	20	20	18.1	18.8	90	94	84-119	4	12	
trans-1,3-Dichloropropene	ug/L	ND	20	20	17.1	18.0	86	90	71-120	5	10	
Trichloroethene	ug/L	ND	20	20	16.9	17.6	84	88	70-135	4	10	
Vinyl chloride	ug/L	ND	20	20	19.6	20.9	98	105	58-130	7	11	
Xylene (Total)	ug/L	ND	60	60	55.4	57.5	92	96	39-158	4	15	
1,2-Dichloroethane-d4 (S)	%						96	96	80-120			
4-Bromofluorobenzene (S)	%						99	97	80-120			
Toluene-d8 (S)	%						104	101	80-120			
Preservation pH		1.0			1.0	1.0				0		

MATRIX SPIKE & MATRIX SPIKE DUPLICATE: 1647543 1647544

Parameter	Units	60204563014 Result	MS Spike Conc.	MSD Spike Conc.	MS Result	MSD Result	MS % Rec	MSD % Rec	% Rec Limits	RPD	Max RPD	Qual
1,1,1-Trichloroethane	ug/L	ND	20	20	19.0	18.2	95	91	88-124	5	9	
1,1,2,2-Tetrachloroethane	ug/L	ND	20	20	17.2	16.4	86	82	78-116	5	13	
1,1,2-Trichloroethane	ug/L	ND	20	20	18.4	16.1	92	80	84-112	13	10	M1,R1

Results presented on this page are in the units indicated by the "Units" column except where an alternate unit is presented to the right of the result.

REPORT OF LABORATORY ANALYSIS

This report shall not be reproduced, except in full,
without the written consent of Pace Analytical Services, Inc..

Pace Analytical Services, Inc.
9608 Loiret Blvd.
Lenexa, KS 66219
(913)599-5665

QUALITY CONTROL DATA

Project: FORT SMITH AR
Pace Project No.: 60204563

MATRIX SPIKE & MATRIX SPIKE DUPLICATE: 1647543 1647544

Parameter	Units	60204563014 Result	MS Spike Conc.	MSD Spike Conc.	MS Result	MSD Result	MS % Rec	MSD % Rec	% Rec Limits	RPD	Max RPD	Qual
1,1-Dichloroethane	ug/L	ND	20	20	18.9	18.3	95	92	82-121	3	9	
1,1-Dichloroethene	ug/L	ND	20	20	19.8	18.6	99	93	78-124	6	12	
1,2-Dichloroethane	ug/L	ND	20	20	17.4	16.5	87	83	79-121	5	12	
1,2-Dichloropropane	ug/L	ND	20	20	17.9	17.1	89	85	82-119	5	10	
2-Butanone (MEK)	ug/L	ND	100	100	74.2	67.0	74	67	66-114	10	13	
2-Hexanone	ug/L	ND	100	100	80.6	73.4	81	73	71-116	9	13	
4-Methyl-2-pentanone (MIBK)	ug/L	ND	100	100	88.0	79.9	88	80	72-122	10	12	
Acetone	ug/L	ND	100	100	56.0	46.4	56	46	65-113	19	27	M1
Benzene	ug/L	ND	20	20	19.6	18.9	98	94	46-155	4	13	
Bromodichloromethane	ug/L	ND	20	20	18.0	16.7	90	84	77-127	7	10	
Bromoform	ug/L	ND	20	20	17.8	16.6	89	83	70-125	7	11	
Bromomethane	ug/L	ND	20	20	23.3	20.8	116	104	41-140	11	30	
Carbon disulfide	ug/L	ND	20	20	21.4	20.7	107	104	68-140	3	10	
Carbon tetrachloride	ug/L	ND	20	20	19.1	18.0	95	90	68-147	6	11	
Chlorobenzene	ug/L	ND	20	20	18.8	18.2	94	91	83-121	3	9	
Chloroethane	ug/L	ND	20	20	19.8	19.0	99	95	69-126	4	19	
Chloroform	ug/L	ND	20	20	17.5	16.7	88	83	86-119	5	9	M1
Chloromethane	ug/L	0.11J	20	20	19.7	12.9	98	64	23-168	41	49	
cis-1,2-Dichloroethene	ug/L	ND	20	20	18.5	17.7	92	88	85-117	4	10	
cis-1,3-Dichloropropene	ug/L	ND	20	20	17.2	16.2	86	81	74-115	6	12	
Dibromochloromethane	ug/L	ND	20	20	18.5	17.9	93	90	65-134	3	11	
Ethylbenzene	ug/L	ND	20	20	19.6	19.0	98	95	51-148	3	14	
Methylene chloride	ug/L	ND	20	20	19.0	17.8	95	89	75-118	7	11	
Styrene	ug/L	ND	20	20	19.6	18.8	98	94	17-174	4	10	
Tetrachloroethene	ug/L	ND	20	20	19.7	19.2	99	96	78-127	2	9	
Toluene	ug/L	ND	20	20	19.2	18.4	96	92	47-149	4	16	
trans-1,2-Dichloroethene	ug/L	ND	20	20	18.1	17.8	90	89	84-119	2	12	
trans-1,3-Dichloropropene	ug/L	ND	20	20	17.8	17.5	89	87	71-120	2	10	
Trichloroethene	ug/L	ND	20	20	17.8	16.7	89	84	70-135	6	10	
Vinyl chloride	ug/L	ND	20	20	21.0	19.9	105	99	58-130	5	11	
Xylene (Total)	ug/L	ND	60	60	58.2	55.6	97	93	39-158	5	15	
1,2-Dichloroethane-d4 (S)	%						98	96	80-120			
4-Bromofluorobenzene (S)	%						98	99	80-120			
Toluene-d8 (S)	%						102	103	80-120			
Preservation pH		1.0			1.0	1.0				0		

MATRIX SPIKE & MATRIX SPIKE DUPLICATE: 1653004 1653005

Parameter	Units	60204563019 Result	MS Spike Conc.	MSD Spike Conc.	MS Result	MSD Result	MS % Rec	MSD % Rec	% Rec Limits	RPD	Max RPD	Qual
1,1,1-Trichloroethane	ug/L	ND	20	20	21.8	20.9	109	105	88-124	4	9	
1,1,2,2-Tetrachloroethane	ug/L	ND	20	20	18.3	17.8	91	89	78-116	3	13	
1,1,2-Trichloroethane	ug/L	ND	20	20	18.1	18.2	90	91	84-112	0	10	

Results presented on this page are in the units indicated by the "Units" column except where an alternate unit is presented to the right of the result.

REPORT OF LABORATORY ANALYSIS

This report shall not be reproduced, except in full,
without the written consent of Pace Analytical Services, Inc..

Pace Analytical Services, Inc.
9608 Loiret Blvd.
Lenexa, KS 66219
(913)599-5665

QUALITY CONTROL DATA

Project: FORT SMITH AR
Pace Project No.: 60204563

MATRIX SPIKE & MATRIX SPIKE DUPLICATE: 1653004 1653005

Parameter	Units	60204563019 Result	MS Spike Conc.	MSD Spike Conc.	MS Result	MSD Result	MS % Rec	MSD % Rec	% Rec Limits	RPD	Max RPD	Qual
1,1-Dichloroethane	ug/L	4.3	20	20	24.8	24.3	102	100	82-121	2	9	
1,1-Dichloroethene	ug/L	0.53J	20	20	19.8	19.6	97	95	78-124	1	12	
1,2-Dichloroethane	ug/L	ND	20	20	19.8	19.2	99	96	79-121	3	12	
1,2-Dichloropropane	ug/L	ND	20	20	19.0	18.3	95	91	82-119	4	10	
2-Butanone (MEK)	ug/L	ND	100	100	62.9	61.8	63	62	66-114	2	13	M1
2-Hexanone	ug/L	ND	100	100	67.6	67.5	68	68	71-116	0	13	M1
4-Methyl-2-pentanone (MIBK)	ug/L	ND	100	100	87.1	88.5	87	89	72-122	2	12	
Acetone	ug/L	ND	100	100	42.1	42.5	42	42	65-113	1	27	M1
Benzene	ug/L	ND	20	20	20.6	19.9	103	99	46-155	4	13	
Bromodichloromethane	ug/L	ND	20	20	20.1	20.0	101	100	77-127	1	10	
Bromoform	ug/L	ND	20	20	21.3	21.0	106	105	70-125	1	11	
Bromomethane	ug/L	ND	20	20	20.5	21.1	103	105	41-140	3	30	
Carbon disulfide	ug/L	ND	20	20	22.2	22.3	111	112	68-140	1	10	
Carbon tetrachloride	ug/L	ND	20	20	21.7	21.2	108	106	68-147	2	11	
Chlorobenzene	ug/L	ND	20	20	19.5	19.5	98	97	83-121	0	9	
Chloroethane	ug/L	ND	20	20	20.9	18.8	104	94	69-126	11	19	
Chloroform	ug/L	ND	20	20	19.7	19.4	99	97	86-119	2	9	
Chloromethane	ug/L	ND	20	20	23.3	19.4	116	97	23-168	18	49	
cis-1,2-Dichloroethene	ug/L	5.5	20	20	26.1	25.6	103	100	85-117	2	10	
cis-1,3-Dichloropropene	ug/L	ND	20	20	19.7	19.6	99	98	74-115	1	12	
Dibromochloromethane	ug/L	ND	20	20	20.4	21.6	102	108	65-134	6	11	
Ethylbenzene	ug/L	ND	20	20	20.8	20.6	104	103	51-148	1	14	
Methylene chloride	ug/L	ND	20	20	20.1	19.5	101	97	75-118	3	11	
Styrene	ug/L	ND	20	20	0.64J	0.59J	3	3	17-174		10	M1
Tetrachloroethene	ug/L	ND	20	20	21.5	21.0	107	105	78-127	3	9	
Toluene	ug/L	ND	20	20	20.4	20.6	102	103	47-149	1	16	
trans-1,2-Dichloroethene	ug/L	ND	20	20	20.6	19.6	103	98	84-119	5	12	
trans-1,3-Dichloropropene	ug/L	ND	20	20	19.9	20.5	100	102	71-120	3	10	
Trichloroethene	ug/L	3.1	20	20	23.6	22.9	102	99	70-135	3	10	
Vinyl chloride	ug/L	0.21J	20	20	21.1	20.1	105	99	58-130	5	11	
Xylene (Total)	ug/L	ND	60	60	64.1	64.0	107	107	39-158	0	15	
1,2-Dichloroethane-d4 (S)	%						104	104	80-120			
4-Bromofluorobenzene (S)	%						97	94	80-120			
Toluene-d8 (S)	%						100	102	80-120			
Preservation pH		1.0			1.0	1.0				0		

Results presented on this page are in the units indicated by the "Units" column except where an alternate unit is presented to the right of the result.

REPORT OF LABORATORY ANALYSIS

This report shall not be reproduced, except in full,
without the written consent of Pace Analytical Services, Inc..

Pace Analytical Services, Inc.
9608 Loiret Blvd.
Lenexa, KS 66219
(913)599-5665

QUALITY CONTROL DATA

Project: FORT SMITH AR
Pace Project No.: 60204563

QC Batch: MSV/72165 Analysis Method: EPA 5030B/8260
QC Batch Method: EPA 5030B/8260 Analysis Description: 8260 MSV Water 10 mL Purge
Associated Lab Samples: 60204563026, 60204563027, 60204563028, 60204563029, 60204563030, 60204563032, 60204563033

METHOD BLANK: 1647730 Matrix: Water
Associated Lab Samples: 60204563026, 60204563027, 60204563028, 60204563029, 60204563030, 60204563032, 60204563033

Parameter	Units	Blank Result	Reporting Limit	MDL	Analyzed	Qualifiers
1,1,1-Trichloroethane	ug/L	ND	1.0	0.11	10/10/15 04:32	
1,1,2,2-Tetrachloroethane	ug/L	ND	1.0	0.15	10/10/15 04:32	
1,1,2-Trichloroethane	ug/L	ND	1.0	0.20	10/10/15 04:32	
1,1-Dichloroethane	ug/L	ND	1.0	0.050	10/10/15 04:32	
1,1-Dichloroethene	ug/L	ND	1.0	0.20	10/10/15 04:32	
1,2-Dichloroethane	ug/L	ND	1.0	0.12	10/10/15 04:32	
1,2-Dichloropropane	ug/L	ND	1.0	0.16	10/10/15 04:32	
2-Butanone (MEK)	ug/L	ND	10.0	0.59	10/10/15 04:32	
2-Hexanone	ug/L	ND	10.0	1.2	10/10/15 04:32	
4-Methyl-2-pentanone (MIBK)	ug/L	ND	10.0	0.42	10/10/15 04:32	
Acetone	ug/L	ND	10.0	1.9	10/10/15 04:32	
Benzene	ug/L	ND	1.0	0.060	10/10/15 04:32	
Bromodichloromethane	ug/L	ND	1.0	0.19	10/10/15 04:32	
Bromoform	ug/L	ND	1.0	0.070	10/10/15 04:32	
Bromomethane	ug/L	ND	5.0	0.16	10/10/15 04:32	
Carbon disulfide	ug/L	ND	5.0	0.12	10/10/15 04:32	
Carbon tetrachloride	ug/L	ND	1.0	0.18	10/10/15 04:32	
Chlorobenzene	ug/L	ND	1.0	0.21	10/10/15 04:32	
Chloroethane	ug/L	ND	1.0	0.15	10/10/15 04:32	
Chloroform	ug/L	ND	1.0	0.14	10/10/15 04:32	
Chloromethane	ug/L	ND	1.0	0.080	10/10/15 04:32	
cis-1,2-Dichloroethene	ug/L	ND	1.0	0.080	10/10/15 04:32	
cis-1,3-Dichloropropene	ug/L	ND	1.0	0.14	10/10/15 04:32	
Dibromochloromethane	ug/L	ND	1.0	0.21	10/10/15 04:32	
Ethylbenzene	ug/L	ND	1.0	0.18	10/10/15 04:32	
Methylene chloride	ug/L	ND	1.0	0.15	10/10/15 04:32	
Styrene	ug/L	ND	1.0	0.12	10/10/15 04:32	
Tetrachloroethene	ug/L	ND	1.0	0.10	10/10/15 04:32	
Toluene	ug/L	ND	1.0	0.17	10/10/15 04:32	
trans-1,2-Dichloroethene	ug/L	ND	1.0	0.20	10/10/15 04:32	
trans-1,3-Dichloropropene	ug/L	ND	1.0	0.12	10/10/15 04:32	
Trichloroethene	ug/L	ND	1.0	0.17	10/10/15 04:32	
Vinyl chloride	ug/L	ND	1.0	0.13	10/10/15 04:32	
Xylene (Total)	ug/L	ND	3.0	0.42	10/10/15 04:32	
1,2-Dichloroethane-d4 (S)	%	96	80-120		10/10/15 04:32	
4-Bromofluorobenzene (S)	%	97	80-120		10/10/15 04:32	
Toluene-d8 (S)	%	101	80-120		10/10/15 04:32	

Results presented on this page are in the units indicated by the "Units" column except where an alternate unit is presented to the right of the result.

REPORT OF LABORATORY ANALYSIS

This report shall not be reproduced, except in full,
without the written consent of Pace Analytical Services, Inc..

Pace Analytical Services, Inc.
9608 Loiret Blvd.
Lenexa, KS 66219
(913)599-5665

QUALITY CONTROL DATA

Project: FORT SMITH AR
Pace Project No.: 60204563

LABORATORY CONTROL SAMPLE: 1647731

Parameter	Units	Spike Conc.	LCS Result	LCS % Rec	% Rec Limits	Qualifiers
1,1,1-Trichloroethane	ug/L	20	17.9	89	80-120	
1,1,2,2-Tetrachloroethane	ug/L	20	15.0	75	73-121	
1,1,2-Trichloroethane	ug/L	20	17.9	89	80-120	
1,1-Dichloroethane	ug/L	20	19.0	95	80-120	
1,1-Dichloroethene	ug/L	20	18.6	93	80-120	
1,2-Dichloroethane	ug/L	20	17.3	86	81-120	
1,2-Dichloropropane	ug/L	20	18.1	90	80-120	
2-Butanone (MEK)	ug/L	100	98.4	98	67-122	
2-Hexanone	ug/L	100	96.5	97	75-121	
4-Methyl-2-pentanone (MIBK)	ug/L	100	92.3	92	76-120	
Acetone	ug/L	100	98.7	99	72-120	
Benzene	ug/L	20	19.4	97	80-120	
Bromodichloromethane	ug/L	20	18.0	90	80-120	
Bromoform	ug/L	20	18.4	92	73-138	
Bromomethane	ug/L	20	22.3	111	38-137	
Carbon disulfide	ug/L	20	19.9	100	71-129	
Carbon tetrachloride	ug/L	20	17.8	89	67-146	
Chlorobenzene	ug/L	20	18.4	92	80-120	
Chloroethane	ug/L	20	18.8	94	76-120	
Chloroform	ug/L	20	17.1	86	80-120	
Chloromethane	ug/L	20	17.3	87	34-165	
cis-1,2-Dichloroethene	ug/L	20	17.6	88	80-120	
cis-1,3-Dichloropropene	ug/L	20	17.3	86	80-120	
Dibromochloromethane	ug/L	20	18.1	91	80-126	
Ethylbenzene	ug/L	20	18.6	93	80-120	
Methylene chloride	ug/L	20	19.8	99	80-120	
Styrene	ug/L	20	19.6	98	80-123	
Tetrachloroethene	ug/L	20	18.7	94	80-123	
Toluene	ug/L	20	18.8	94	80-120	
trans-1,2-Dichloroethene	ug/L	20	17.7	89	80-120	
trans-1,3-Dichloropropene	ug/L	20	18.0	90	80-129	
Trichloroethene	ug/L	20	18.9	95	80-120	
Vinyl chloride	ug/L	20	19.1	96	62-125	
Xylene (Total)	ug/L	60	56.8	95	80-120	
1,2-Dichloroethane-d4 (S)	%			97	80-120	
4-Bromofluorobenzene (S)	%			97	80-120	
Toluene-d8 (S)	%			101	80-120	

Results presented on this page are in the units indicated by the "Units" column except where an alternate unit is presented to the right of the result.

REPORT OF LABORATORY ANALYSIS

This report shall not be reproduced, except in full,
without the written consent of Pace Analytical Services, Inc..

Pace Analytical Services, Inc.
9608 Loiret Blvd.
Lenexa, KS 66219
(913)599-5665

QUALITY CONTROL DATA

Project: FORT SMITH AR
Pace Project No.: 60204563

QC Batch: MSV/72181 Analysis Method: EPA 5030B/8260
QC Batch Method: EPA 5030B/8260 Analysis Description: 8260 MSV Water 10 mL Purge
Associated Lab Samples: 60204563013, 60204563034, 60204563036, 60204563037, 60204563038, 60204563039, 60204563040, 60204563041, 60204563043, 60204563044, 60204563045

METHOD BLANK: 1648794 Matrix: Water
Associated Lab Samples: 60204563013, 60204563034, 60204563036, 60204563037, 60204563038, 60204563039, 60204563040, 60204563041, 60204563043, 60204563044, 60204563045

Parameter	Units	Blank Result	Reporting Limit	MDL	Analyzed	Qualifiers
1,1,1-Trichloroethane	ug/L	ND	1.0	0.11	10/12/15 09:25	
1,1,2,2-Tetrachloroethane	ug/L	ND	1.0	0.15	10/12/15 09:25	
1,1,2-Trichloroethane	ug/L	ND	1.0	0.20	10/12/15 09:25	
1,1-Dichloroethane	ug/L	ND	1.0	0.050	10/12/15 09:25	
1,1-Dichloroethene	ug/L	ND	1.0	0.20	10/12/15 09:25	
1,2-Dichloroethane	ug/L	ND	1.0	0.12	10/12/15 09:25	
1,2-Dichloropropane	ug/L	ND	1.0	0.16	10/12/15 09:25	
2-Butanone (MEK)	ug/L	ND	10.0	0.59	10/12/15 09:25	
2-Hexanone	ug/L	ND	10.0	1.2	10/12/15 09:25	
4-Methyl-2-pentanone (MIBK)	ug/L	ND	10.0	0.42	10/12/15 09:25	
Acetone	ug/L	ND	10.0	1.9	10/12/15 09:25	
Benzene	ug/L	ND	1.0	0.060	10/12/15 09:25	
Bromodichloromethane	ug/L	ND	1.0	0.19	10/12/15 09:25	
Bromoform	ug/L	ND	1.0	0.070	10/12/15 09:25	
Bromomethane	ug/L	ND	5.0	0.16	10/12/15 09:25	
Carbon disulfide	ug/L	ND	5.0	0.12	10/12/15 09:25	
Carbon tetrachloride	ug/L	ND	1.0	0.18	10/12/15 09:25	
Chlorobenzene	ug/L	ND	1.0	0.21	10/12/15 09:25	
Chloroethane	ug/L	ND	1.0	0.15	10/12/15 09:25	
Chloroform	ug/L	ND	1.0	0.14	10/12/15 09:25	
Chloromethane	ug/L	0.15J	1.0	0.080	10/12/15 09:25	
cis-1,2-Dichloroethene	ug/L	ND	1.0	0.080	10/12/15 09:25	
cis-1,3-Dichloropropene	ug/L	ND	1.0	0.14	10/12/15 09:25	
Dibromochloromethane	ug/L	ND	1.0	0.21	10/12/15 09:25	
Ethylbenzene	ug/L	ND	1.0	0.18	10/12/15 09:25	
Methylene chloride	ug/L	ND	1.0	0.15	10/12/15 09:25	
Styrene	ug/L	ND	1.0	0.12	10/12/15 09:25	
Tetrachloroethene	ug/L	ND	1.0	0.10	10/12/15 09:25	
Toluene	ug/L	ND	1.0	0.17	10/12/15 09:25	
trans-1,2-Dichloroethene	ug/L	ND	1.0	0.20	10/12/15 09:25	
trans-1,3-Dichloropropene	ug/L	ND	1.0	0.12	10/12/15 09:25	
Trichloroethene	ug/L	ND	1.0	0.17	10/12/15 09:25	
Vinyl chloride	ug/L	ND	1.0	0.13	10/12/15 09:25	
Xylene (Total)	ug/L	ND	3.0	0.42	10/12/15 09:25	
1,2-Dichloroethane-d4 (S)	%	99	80-120		10/12/15 09:25	
4-Bromofluorobenzene (S)	%	99	80-120		10/12/15 09:25	
Toluene-d8 (S)	%	101	80-120		10/12/15 09:25	

Results presented on this page are in the units indicated by the "Units" column except where an alternate unit is presented to the right of the result.

REPORT OF LABORATORY ANALYSIS

This report shall not be reproduced, except in full,
without the written consent of Pace Analytical Services, Inc..

Pace Analytical Services, Inc.
9608 Loiret Blvd.
Lenexa, KS 66219
(913)599-5665

QUALITY CONTROL DATA

Project: FORT SMITH AR
Pace Project No.: 60204563

LABORATORY CONTROL SAMPLE: 1648795

Parameter	Units	Spike Conc.	LCS Result	LCS % Rec	% Rec Limits	Qualifiers
1,1,1-Trichloroethane	ug/L	20	18.7	93	80-120	
1,1,2,2-Tetrachloroethane	ug/L	20	18.0	90	73-121	
1,1,2-Trichloroethane	ug/L	20	17.8	89	80-120	
1,1-Dichloroethane	ug/L	20	19.6	98	80-120	
1,1-Dichloroethene	ug/L	20	19.0	95	80-120	
1,2-Dichloroethane	ug/L	20	18.3	91	81-120	
1,2-Dichloropropane	ug/L	20	18.8	94	80-120	
2-Butanone (MEK)	ug/L	100	109	109	67-122	
2-Hexanone	ug/L	100	107	107	75-121	
4-Methyl-2-pentanone (MIBK)	ug/L	100	96.2	96	76-120	
Acetone	ug/L	100	107	107	72-120	
Benzene	ug/L	20	19.6	98	80-120	
Bromodichloromethane	ug/L	20	19.3	97	80-120	
Bromoform	ug/L	20	18.5	93	73-138	
Bromomethane	ug/L	20	22.7	114	38-137	
Carbon disulfide	ug/L	20	20.2	101	71-129	
Carbon tetrachloride	ug/L	20	18.5	92	67-146	
Chlorobenzene	ug/L	20	18.9	94	80-120	
Chloroethane	ug/L	20	19.0	95	76-120	
Chloroform	ug/L	20	18.3	92	80-120	
Chloromethane	ug/L	20	13.6	68	34-165	
cis-1,2-Dichloroethene	ug/L	20	19.2	96	80-120	
cis-1,3-Dichloropropene	ug/L	20	19.1	95	80-120	
Dibromochloromethane	ug/L	20	19.6	98	80-126	
Ethylbenzene	ug/L	20	19.3	97	80-120	
Methylene chloride	ug/L	20	18.7	94	80-120	
Styrene	ug/L	20	19.6	98	80-123	
Tetrachloroethene	ug/L	20	19.2	96	80-123	
Toluene	ug/L	20	19.3	97	80-120	
trans-1,2-Dichloroethene	ug/L	20	18.2	91	80-120	
trans-1,3-Dichloropropene	ug/L	20	19.7	99	80-129	
Trichloroethene	ug/L	20	17.0	85	80-120	
Vinyl chloride	ug/L	20	19.7	99	62-125	
Xylene (Total)	ug/L	60	57.9	96	80-120	
1,2-Dichloroethane-d4 (S)	%			100	80-120	
4-Bromofluorobenzene (S)	%			98	80-120	
Toluene-d8 (S)	%			102	80-120	

Results presented on this page are in the units indicated by the "Units" column except where an alternate unit is presented to the right of the result.

REPORT OF LABORATORY ANALYSIS

This report shall not be reproduced, except in full,
without the written consent of Pace Analytical Services, Inc..

Pace Analytical Services, Inc.
9608 Loiret Blvd.
Lenexa, KS 66219
(913)599-5665

QUALITY CONTROL DATA

Project: FORT SMITH AR
Pace Project No.: 60204563

QC Batch: MSV/72215 Analysis Method: EPA 5030B/8260
QC Batch Method: EPA 5030B/8260 Analysis Description: 8260 MSV Water 10 mL Purge
Associated Lab Samples: 60204563037, 60204563044

METHOD BLANK: 1649599 Matrix: Water
Associated Lab Samples: 60204563037, 60204563044

Parameter	Units	Blank Result	Reporting Limit	MDL	Analyzed	Qualifiers
Trichloroethene	ug/L	ND	1.0	0.17	10/13/15 15:22	
1,2-Dichloroethane-d4 (S)	%	97	80-120		10/13/15 15:22	
4-Bromofluorobenzene (S)	%	97	80-120		10/13/15 15:22	
Toluene-d8 (S)	%	102	80-120		10/13/15 15:22	

LABORATORY CONTROL SAMPLE: 1649600

Parameter	Units	Spike Conc.	LCS Result	LCS % Rec	% Rec Limits	Qualifiers
Trichloroethene	ug/L	20	19.9	100	80-120	
1,2-Dichloroethane-d4 (S)	%			99	80-120	
4-Bromofluorobenzene (S)	%			96	80-120	
Toluene-d8 (S)	%			101	80-120	

MATRIX SPIKE & MATRIX SPIKE DUPLICATE: 1649601 1649602

Parameter	Units	60204643001 Result	MS Spike Conc.	MSD Spike Conc.	MS Result	MSD Result	MS % Rec	MSD % Rec	% Rec Limits	RPD	Max RPD	Qual
Trichloroethene	ug/L	ND	20	20	18.2	18.3	91	91	70-135	0	10	
1,2-Dichloroethane-d4 (S)	%						97	99	80-120			
4-Bromofluorobenzene (S)	%						97	99	80-120			
Toluene-d8 (S)	%						100	100	80-120			

Results presented on this page are in the units indicated by the "Units" column except where an alternate unit is presented to the right of the result.

REPORT OF LABORATORY ANALYSIS

This report shall not be reproduced, except in full,
without the written consent of Pace Analytical Services, Inc..

Pace Analytical Services, Inc.
9608 Loiret Blvd.
Lenexa, KS 66219
(913)599-5665

QUALITY CONTROL DATA

Project: FORT SMITH AR
Pace Project No.: 60204563

QC Batch: MSV/72185 Analysis Method: EPA 5030B/8260
QC Batch Method: EPA 5030B/8260 Analysis Description: 8260 MSV Water 7 day
Associated Lab Samples: 60204563021, 60204563031, 60204563035, 60204563042

METHOD BLANK: 1648879 Matrix: Water
Associated Lab Samples: 60204563021, 60204563031, 60204563035, 60204563042

Parameter	Units	Blank Result	Reporting Limit	MDL	Analyzed	Qualifiers
1,1,1-Trichloroethane	ug/L	ND	1.0	0.11	10/12/15 15:27	
1,1,2,2-Tetrachloroethane	ug/L	ND	1.0	0.15	10/12/15 15:27	
1,1,2-Trichloroethane	ug/L	ND	1.0	0.20	10/12/15 15:27	
1,1-Dichloroethane	ug/L	ND	1.0	0.050	10/12/15 15:27	
1,1-Dichloroethene	ug/L	ND	1.0	0.20	10/12/15 15:27	
1,2-Dichloroethane	ug/L	ND	1.0	0.12	10/12/15 15:27	
1,2-Dichloropropane	ug/L	ND	1.0	0.16	10/12/15 15:27	
2-Butanone (MEK)	ug/L	ND	10.0	0.59	10/12/15 15:27	
2-Hexanone	ug/L	ND	10.0	1.2	10/12/15 15:27	
4-Methyl-2-pentanone (MIBK)	ug/L	ND	10.0	0.42	10/12/15 15:27	
Acetone	ug/L	ND	10.0	1.9	10/12/15 15:27	
Benzene	ug/L	ND	1.0	0.060	10/12/15 15:27	
Bromodichloromethane	ug/L	ND	1.0	0.19	10/12/15 15:27	
Bromoform	ug/L	ND	1.0	0.070	10/12/15 15:27	
Bromomethane	ug/L	0.97J	5.0	0.16	10/12/15 15:27	
Carbon disulfide	ug/L	ND	5.0	0.12	10/12/15 15:27	
Carbon tetrachloride	ug/L	ND	1.0	0.18	10/12/15 15:27	
Chlorobenzene	ug/L	ND	1.0	0.21	10/12/15 15:27	
Chloroethane	ug/L	ND	1.0	0.15	10/12/15 15:27	
Chloroform	ug/L	ND	1.0	0.14	10/12/15 15:27	
Chloromethane	ug/L	0.16J	1.0	0.080	10/12/15 15:27	
cis-1,2-Dichloroethene	ug/L	ND	1.0	0.080	10/12/15 15:27	
cis-1,3-Dichloropropene	ug/L	ND	1.0	0.14	10/12/15 15:27	
Dibromochloromethane	ug/L	ND	1.0	0.21	10/12/15 15:27	
Ethylbenzene	ug/L	ND	1.0	0.18	10/12/15 15:27	
Methylene chloride	ug/L	ND	1.0	0.15	10/12/15 15:27	
Styrene	ug/L	ND	1.0	0.12	10/12/15 15:27	
Tetrachloroethene	ug/L	ND	1.0	0.10	10/12/15 15:27	
Toluene	ug/L	ND	1.0	0.17	10/12/15 15:27	
trans-1,2-Dichloroethene	ug/L	ND	1.0	0.20	10/12/15 15:27	
trans-1,3-Dichloropropene	ug/L	ND	1.0	0.12	10/12/15 15:27	
Trichloroethene	ug/L	ND	1.0	0.17	10/12/15 15:27	
Vinyl chloride	ug/L	ND	1.0	0.13	10/12/15 15:27	
Xylene (Total)	ug/L	ND	3.0	0.42	10/12/15 15:27	
1,2-Dichloroethane-d4 (S)	%	98	80-120		10/12/15 15:27	
4-Bromofluorobenzene (S)	%	96	80-120		10/12/15 15:27	
Toluene-d8 (S)	%	102	80-120		10/12/15 15:27	

Results presented on this page are in the units indicated by the "Units" column except where an alternate unit is presented to the right of the result.

REPORT OF LABORATORY ANALYSIS

This report shall not be reproduced, except in full,
without the written consent of Pace Analytical Services, Inc..

Pace Analytical Services, Inc.
9608 Loiret Blvd.
Lenexa, KS 66219
(913)599-5665

QUALITY CONTROL DATA

Project: FORT SMITH AR
Pace Project No.: 60204563

LABORATORY CONTROL SAMPLE: 1648880

Parameter	Units	Spike Conc.	LCS Result	LCS % Rec	% Rec Limits	Qualifiers
1,1,1-Trichloroethane	ug/L	20	18.2	91	80-120	
1,1,2,2-Tetrachloroethane	ug/L	20	16.8	84	73-121	
1,1,2-Trichloroethane	ug/L	20	18.3	92	80-120	
1,1-Dichloroethane	ug/L	20	18.5	93	80-120	
1,1-Dichloroethene	ug/L	20	17.8	89	80-120	
1,2-Dichloroethane	ug/L	20	18.3	91	81-120	
1,2-Dichloropropane	ug/L	20	18.3	91	80-120	
2-Butanone (MEK)	ug/L	100	121	121	67-122	
2-Hexanone	ug/L	100	115	115	75-121	
4-Methyl-2-pentanone (MIBK)	ug/L	100	94.9	95	76-120	
Acetone	ug/L	100	124	124	72-120	L0
Benzene	ug/L	20	19.0	95	80-120	
Bromodichloromethane	ug/L	20	18.1	91	80-120	
Bromoform	ug/L	20	18.9	95	73-138	
Bromomethane	ug/L	20	17.1	86	38-137	
Carbon disulfide	ug/L	20	20.0	100	71-129	
Carbon tetrachloride	ug/L	20	17.9	89	67-146	
Chlorobenzene	ug/L	20	18.3	92	80-120	
Chloroethane	ug/L	20	19.9	100	76-120	
Chloroform	ug/L	20	17.4	87	80-120	
Chloromethane	ug/L	20	15.8	79	34-165	
cis-1,2-Dichloroethene	ug/L	20	18.4	92	80-120	
cis-1,3-Dichloropropene	ug/L	20	17.8	89	80-120	
Dibromochloromethane	ug/L	20	19.0	95	80-126	
Ethylbenzene	ug/L	20	18.7	94	80-120	
Methylene chloride	ug/L	20	18.7	93	80-120	
Styrene	ug/L	20	19.6	98	80-123	
Tetrachloroethene	ug/L	20	19.0	95	80-123	
Toluene	ug/L	20	18.9	94	80-120	
trans-1,2-Dichloroethene	ug/L	20	17.7	88	80-120	
trans-1,3-Dichloropropene	ug/L	20	18.5	93	80-129	
Trichloroethene	ug/L	20	17.8	89	80-120	
Vinyl chloride	ug/L	20	18.8	94	62-125	
Xylene (Total)	ug/L	60	56.5	94	80-120	
1,2-Dichloroethane-d4 (S)	%			100	80-120	
4-Bromofluorobenzene (S)	%			97	80-120	
Toluene-d8 (S)	%			101	80-120	

Results presented on this page are in the units indicated by the "Units" column except where an alternate unit is presented to the right of the result.

REPORT OF LABORATORY ANALYSIS

This report shall not be reproduced, except in full,
without the written consent of Pace Analytical Services, Inc..

Pace Analytical Services, Inc.
9608 Loiret Blvd.
Lenexa, KS 66219
(913)599-5665

QUALITY CONTROL DATA

Project: FORT SMITH AR
Pace Project No.: 60204563

QC Batch: WET/57701 Analysis Method: SM 2320B
QC Batch Method: SM 2320B Analysis Description: 2320B Alkalinity
Associated Lab Samples: 60204563001, 60204563002, 60204563003

METHOD BLANK: 1647869 Matrix: Water
Associated Lab Samples: 60204563001, 60204563002, 60204563003

Parameter	Units	Blank Result	Reporting Limit	MDL	Analyzed	Qualifiers
Alkalinity, Carbonate (CaCO3)	mg/L	ND	20.0	2.0	10/09/15 16:20	
Alkalinity, Total as CaCO3	mg/L	ND	20.0	2.0	10/09/15 16:20	
Alkalinity,Bicarbonate (CaCO3)	mg/L	ND	20.0	2.0	10/09/15 16:20	

LABORATORY CONTROL SAMPLE: 1647870

Parameter	Units	Spike Conc.	LCS Result	LCS % Rec	% Rec Limits	Qualifiers
Alkalinity, Total as CaCO3	mg/L	500	471	94	90-110	

SAMPLE DUPLICATE: 1647871

Parameter	Units	60204567002 Result	Dup Result	RPD	Max RPD	Qualifiers
Alkalinity, Carbonate (CaCO3)	mg/L	ND	ND		10	
Alkalinity, Total as CaCO3	mg/L	428	434	1	10	
Alkalinity,Bicarbonate (CaCO3)	mg/L	428	434	1	10	

SAMPLE DUPLICATE: 1647872

Parameter	Units	60204563001 Result	Dup Result	RPD	Max RPD	Qualifiers
Alkalinity, Carbonate (CaCO3)	mg/L	ND	ND		10	
Alkalinity, Total as CaCO3	mg/L	245	247	1	10	
Alkalinity,Bicarbonate (CaCO3)	mg/L	245	247	1	10	

Results presented on this page are in the units indicated by the "Units" column except where an alternate unit is presented to the right of the result.

REPORT OF LABORATORY ANALYSIS

This report shall not be reproduced, except in full,
without the written consent of Pace Analytical Services, Inc..

Pace Analytical Services, Inc.
9608 Loiret Blvd.
Lenexa, KS 66219
(913)599-5665

QUALITY CONTROL DATA

Project: FORT SMITH AR
Pace Project No.: 60204563

QC Batch: WET/57711 Analysis Method: SM 2320B
QC Batch Method: SM 2320B Analysis Description: 2320B Alkalinity
Associated Lab Samples: 60204563004, 60204563006, 60204563008, 60204563010, 60204563011, 60204563012, 60204563014, 60204563017, 60204563019, 60204563021, 60204563022, 60204563023, 60204563024, 60204563026, 60204563027, 60204563028, 60204563029, 60204563030, 60204563032

METHOD BLANK: 1648553 Matrix: Water
Associated Lab Samples: 60204563004, 60204563006, 60204563008, 60204563010, 60204563011, 60204563012, 60204563014, 60204563017, 60204563019, 60204563021, 60204563022, 60204563023, 60204563024, 60204563026, 60204563027, 60204563028, 60204563029, 60204563030, 60204563032

Parameter	Units	Blank Result	Reporting Limit	MDL	Analyzed	Qualifiers
Alkalinity, Carbonate (CaCO3)	mg/L	ND	20.0	2.0	10/12/15 10:07	
Alkalinity, Total as CaCO3	mg/L	ND	20.0	2.0	10/12/15 10:07	
Alkalinity,Bicarbonate (CaCO3)	mg/L	ND	20.0	2.0	10/12/15 10:07	

LABORATORY CONTROL SAMPLE: 1648554

Parameter	Units	Spike Conc.	LCS Result	LCS % Rec	% Rec Limits	Qualifiers
Alkalinity, Total as CaCO3	mg/L	500	477	95	90-110	

SAMPLE DUPLICATE: 1648555

Parameter	Units	60204563008 Result	Dup Result	RPD	Max RPD	Qualifiers
Alkalinity, Carbonate (CaCO3)	mg/L	ND	ND		10	
Alkalinity, Total as CaCO3	mg/L	63.1	63.1	0	10	
Alkalinity,Bicarbonate (CaCO3)	mg/L	63.1	63.1	0	10	

SAMPLE DUPLICATE: 1648556

Parameter	Units	60204563014 Result	Dup Result	RPD	Max RPD	Qualifiers
Alkalinity, Carbonate (CaCO3)	mg/L	ND	ND		10	
Alkalinity, Total as CaCO3	mg/L	82.8	83.6	1	10	
Alkalinity,Bicarbonate (CaCO3)	mg/L	82.8	83.6	1	10	

Results presented on this page are in the units indicated by the "Units" column except where an alternate unit is presented to the right of the result.

REPORT OF LABORATORY ANALYSIS

This report shall not be reproduced, except in full,
without the written consent of Pace Analytical Services, Inc..

Pace Analytical Services, Inc.
9608 Loiret Blvd.
Lenexa, KS 66219
(913)599-5665

QUALITY CONTROL DATA

Project: FORT SMITH AR
Pace Project No.: 60204563

QC Batch: WET/57748 Analysis Method: SM 2320B
QC Batch Method: SM 2320B Analysis Description: 2320B Alkalinity
Associated Lab Samples: 60204563031, 60204563034, 60204563035, 60204563036, 60204563037, 60204563038, 60204563042, 60204563043

METHOD BLANK: 1649812 Matrix: Water
Associated Lab Samples: 60204563031, 60204563034, 60204563035, 60204563036, 60204563037, 60204563038, 60204563042, 60204563043

Parameter	Units	Blank Result	Reporting Limit	MDL	Analyzed	Qualifiers
Alkalinity, Carbonate (CaCO3)	mg/L	ND	20.0	2.0	10/13/15 15:15	
Alkalinity, Total as CaCO3	mg/L	ND	20.0	2.0	10/13/15 15:15	
Alkalinity,Bicarbonate (CaCO3)	mg/L	ND	20.0	2.0	10/13/15 15:15	

LABORATORY CONTROL SAMPLE: 1649813

Parameter	Units	Spike Conc.	LCS Result	LCS % Rec	% Rec Limits	Qualifiers
Alkalinity, Total as CaCO3	mg/L	500	481	96	90-110	

SAMPLE DUPLICATE: 1649814

Parameter	Units	60204859002 Result	Dup Result	RPD	Max RPD	Qualifiers
Alkalinity, Carbonate (CaCO3)	mg/L	ND	ND		10	
Alkalinity, Total as CaCO3	mg/L	417	417	0	10	
Alkalinity,Bicarbonate (CaCO3)	mg/L	417	417	0	10	

SAMPLE DUPLICATE: 1649815

Parameter	Units	60204563031 Result	Dup Result	RPD	Max RPD	Qualifiers
Alkalinity, Carbonate (CaCO3)	mg/L	1540	1650	7	10	
Alkalinity, Total as CaCO3	mg/L	6770	6730	1	10	
Alkalinity,Bicarbonate (CaCO3)	mg/L	ND	ND		10	

Results presented on this page are in the units indicated by the "Units" column except where an alternate unit is presented to the right of the result.

REPORT OF LABORATORY ANALYSIS

This report shall not be reproduced, except in full,
without the written consent of Pace Analytical Services, Inc..

Pace Analytical Services, Inc.
9608 Loiret Blvd.
Lenexa, KS 66219
(913)599-5665

QUALITY CONTROL DATA

Project: FORT SMITH AR
Pace Project No.: 60204563

QC Batch: WET/57668 Analysis Method: SM 4500-S-2 D
QC Batch Method: SM 4500-S-2 D Analysis Description: 4500S2D Sulfide, Total
Associated Lab Samples: 60204563001, 60204563002, 60204563003, 60204563004, 60204563006, 60204563008, 60204563010, 60204563011, 60204563012, 60204563014, 60204563017, 60204563019, 60204563021, 60204563022, 60204563023, 60204563024, 60204563026, 60204563027, 60204563028, 60204563029

METHOD BLANK: 1646922 Matrix: Water
Associated Lab Samples: 60204563001, 60204563002, 60204563003, 60204563004, 60204563006, 60204563008, 60204563010, 60204563011, 60204563012, 60204563014, 60204563017, 60204563019, 60204563021, 60204563022, 60204563023, 60204563024, 60204563026, 60204563027, 60204563028, 60204563029

Parameter	Units	Blank Result	Reporting Limit	MDL	Analyzed	Qualifiers
Sulfide, Total	mg/L	ND	0.050	0.012	10/13/15 07:47	

LABORATORY CONTROL SAMPLE: 1646923

Parameter	Units	Spike Conc.	LCS Result	LCS % Rec	% Rec Limits	Qualifiers
Sulfide, Total	mg/L	.5	0.50	99	80-120	

MATRIX SPIKE SAMPLE: 1646924

Parameter	Units	60204563001 Result	Spike Conc.	MS Result	MS % Rec	% Rec Limits	Qualifiers
Sulfide, Total	mg/L	ND	.5	0.48	96	75-125	

MATRIX SPIKE SAMPLE: 1646926

Parameter	Units	60204563014 Result	Spike Conc.	MS Result	MS % Rec	% Rec Limits	Qualifiers
Sulfide, Total	mg/L	ND	.5	0.48	96	75-125	

SAMPLE DUPLICATE: 1646925

Parameter	Units	60204563008 Result	Dup Result	RPD	Max RPD	Qualifiers
Sulfide, Total	mg/L	ND	ND		20	

Results presented on this page are in the units indicated by the "Units" column except where an alternate unit is presented to the right of the result.

REPORT OF LABORATORY ANALYSIS

This report shall not be reproduced, except in full,
without the written consent of Pace Analytical Services, Inc..

Pace Analytical Services, Inc.
9608 Loiret Blvd.
Lenexa, KS 66219
(913)599-5665

QUALITY CONTROL DATA

Project: FORT SMITH AR
Pace Project No.: 60204563

QC Batch: WET/57669 Analysis Method: SM 4500-S-2 D
QC Batch Method: SM 4500-S-2 D Analysis Description: 4500S2D Sulfide, Total
Associated Lab Samples: 60204563030, 60204563031, 60204563032, 60204563034, 60204563035, 60204563036, 60204563037, 60204563038, 60204563042, 60204563043

METHOD BLANK: 1646931 Matrix: Water
Associated Lab Samples: 60204563030, 60204563031, 60204563032, 60204563034, 60204563035, 60204563036, 60204563037, 60204563038, 60204563042, 60204563043

Parameter	Units	Blank Result	Reporting Limit	MDL	Analyzed	Qualifiers
Sulfide, Total	mg/L	ND	0.050	0.012	10/13/15 07:59	

LABORATORY CONTROL SAMPLE: 1646932

Parameter	Units	Spike Conc.	LCS Result	LCS % Rec	% Rec Limits	Qualifiers
Sulfide, Total	mg/L	.5	0.49	98	80-120	

MATRIX SPIKE SAMPLE: 1646933

Parameter	Units	60204563030 Result	Spike Conc.	MS Result	MS % Rec	% Rec Limits	Qualifiers
Sulfide, Total	mg/L	ND	.5	0.48	96	75-125	

SAMPLE DUPLICATE: 1646934

Parameter	Units	60204563031 Result	Dup Result	RPD	Max RPD	Qualifiers
Sulfide, Total	mg/L	ND	ND		20	

SAMPLE DUPLICATE: 1646935

Parameter	Units	60204563043 Result	Dup Result	RPD	Max RPD	Qualifiers
Sulfide, Total	mg/L	ND	ND		20	

Results presented on this page are in the units indicated by the "Units" column except where an alternate unit is presented to the right of the result.

REPORT OF LABORATORY ANALYSIS

This report shall not be reproduced, except in full,
without the written consent of Pace Analytical Services, Inc..

Pace Analytical Services, Inc.
9608 Loiret Blvd.
Lenexa, KS 66219
(913)599-5665

QUALITY CONTROL DATA

Project: FORT SMITH AR
Pace Project No.: 60204563

QC Batch: WETA/36331 Analysis Method: EPA 300.0
QC Batch Method: EPA 300.0 Analysis Description: 300.0 IC Anions
Associated Lab Samples: 60204563001, 60204563002, 60204563003

METHOD BLANK: 1648762 Matrix: Water
Associated Lab Samples: 60204563001, 60204563002, 60204563003

Parameter	Units	Blank Result	Reporting Limit	MDL	Analyzed	Qualifiers
Chloride	mg/L	ND	1.0	0.50	10/12/15 13:47	
Sulfate	mg/L	ND	1.0	0.24	10/12/15 13:47	

METHOD BLANK: 1649535 Matrix: Water
Associated Lab Samples: 60204563001, 60204563002, 60204563003

Parameter	Units	Blank Result	Reporting Limit	MDL	Analyzed	Qualifiers
Chloride	mg/L	ND	1.0	0.50	10/13/15 10:38	
Sulfate	mg/L	ND	1.0	0.24	10/13/15 10:38	

LABORATORY CONTROL SAMPLE: 1648763

Parameter	Units	Spike Conc.	LCS Result	LCS % Rec	% Rec Limits	Qualifiers
Chloride	mg/L	5	4.6	91	90-110	
Sulfate	mg/L	5	4.6	92	90-110	

LABORATORY CONTROL SAMPLE: 1649536

Parameter	Units	Spike Conc.	LCS Result	LCS % Rec	% Rec Limits	Qualifiers
Chloride	mg/L	5	4.6	92	90-110	
Sulfate	mg/L	5	4.8	97	90-110	

MATRIX SPIKE SAMPLE: 1648764

Parameter	Units	60204522001 Result	Spike Conc.	MS Result	MS % Rec	% Rec Limits	Qualifiers
Chloride	mg/L	3140	1000	4080	94	80-120	
Sulfate	mg/L	ND	1000	918	92	80-120	

MATRIX SPIKE SAMPLE: 1648765

Parameter	Units	60204563001 Result	Spike Conc.	MS Result	MS % Rec	% Rec Limits	Qualifiers
Chloride	mg/L	98.1	25	120	88	80-120	
Sulfate	mg/L	40.5	25	63.2	91	80-120	

Results presented on this page are in the units indicated by the "Units" column except where an alternate unit is presented to the right of the result.

REPORT OF LABORATORY ANALYSIS

This report shall not be reproduced, except in full,
without the written consent of Pace Analytical Services, Inc..

Pace Analytical Services, Inc.
9608 Loiret Blvd.
Lenexa, KS 66219
(913)599-5665

QUALITY CONTROL DATA

Project: FORT SMITH AR
Pace Project No.: 60204563

QC Batch: WETA/36336 Analysis Method: EPA 300.0
QC Batch Method: EPA 300.0 Analysis Description: 300.0 IC Anions
Associated Lab Samples: 60204563004, 60204563006, 60204563008, 60204563010, 60204563011, 60204563012, 60204563017, 60204563019, 60204563021, 60204563022

METHOD BLANK: 1648777 Matrix: Water
Associated Lab Samples: 60204563004, 60204563006, 60204563008, 60204563010, 60204563011, 60204563012, 60204563017, 60204563019, 60204563021, 60204563022

Parameter	Units	Blank Result	Reporting Limit	MDL	Analyzed	Qualifiers
Chloride	mg/L	ND	1.0	0.50	10/12/15 10:13	
Sulfate	mg/L	ND	1.0	0.24	10/12/15 10:13	

LABORATORY CONTROL SAMPLE: 1648778

Parameter	Units	Spike Conc.	LCS Result	LCS % Rec	% Rec Limits	Qualifiers
Chloride	mg/L	5	5.0	99	90-110	
Sulfate	mg/L	5	4.9	99	90-110	

MATRIX SPIKE & MATRIX SPIKE DUPLICATE: 1648779 1648780

Parameter	Units	60204563008 Result	MS Spike Conc.	MSD Spike Conc.	MS Result	MSD Result	MS % Rec	MSD % Rec	% Rec Limits	RPD	Max RPD	Qual
Chloride	mg/L	102	100	100	196	187	94	85	80-120	5	15	
Sulfate	mg/L	16.9	10	10	26.2	26.2	93	93	80-120	0	15	

Results presented on this page are in the units indicated by the "Units" column except where an alternate unit is presented to the right of the result.

REPORT OF LABORATORY ANALYSIS

This report shall not be reproduced, except in full,
without the written consent of Pace Analytical Services, Inc..

Pace Analytical Services, Inc.
9608 Loiret Blvd.
Lenexa, KS 66219
(913)599-5665

QUALITY CONTROL DATA

Project: FORT SMITH AR
Pace Project No.: 60204563

QC Batch: WETA/36350 Analysis Method: EPA 300.0
QC Batch Method: EPA 300.0 Analysis Description: 300.0 IC Anions
Associated Lab Samples: 60204563014, 60204563023, 60204563024, 60204563026, 60204563027, 60204563028, 60204563029, 60204563030, 60204563031, 60204563032

METHOD BLANK: 1649567 Matrix: Water
Associated Lab Samples: 60204563014, 60204563023, 60204563024, 60204563026, 60204563027, 60204563028, 60204563029, 60204563030, 60204563031, 60204563032

Parameter	Units	Blank Result	Reporting Limit	MDL	Analyzed	Qualifiers
Chloride	mg/L	ND	1.0	0.50	10/13/15 16:52	
Sulfate	mg/L	ND	1.0	0.24	10/13/15 16:52	

METHOD BLANK: 1650079 Matrix: Water
Associated Lab Samples: 60204563014, 60204563023, 60204563024, 60204563026, 60204563027, 60204563028, 60204563029, 60204563030, 60204563031, 60204563032

Parameter	Units	Blank Result	Reporting Limit	MDL	Analyzed	Qualifiers
Chloride	mg/L	ND	1.0	0.50	10/14/15 13:46	
Sulfate	mg/L	ND	1.0	0.24	10/14/15 13:46	

LABORATORY CONTROL SAMPLE: 1649568

Parameter	Units	Spike Conc.	LCS Result	LCS % Rec	% Rec Limits	Qualifiers
Chloride	mg/L	5	5.0	99	90-110	
Sulfate	mg/L	5	4.9	99	90-110	

LABORATORY CONTROL SAMPLE: 1650080

Parameter	Units	Spike Conc.	LCS Result	LCS % Rec	% Rec Limits	Qualifiers
Chloride	mg/L	5	4.9	99	90-110	
Sulfate	mg/L	5	5.0	100	90-110	

MATRIX SPIKE SAMPLE: 1649569

Parameter	Units	60204859001 Result	Spike Conc.	MS Result	MS % Rec	% Rec Limits	Qualifiers
Chloride	mg/L	96.7	100	188	92	80-120	
Sulfate	mg/L	112	100	205	92	80-120	

Results presented on this page are in the units indicated by the "Units" column except where an alternate unit is presented to the right of the result.

REPORT OF LABORATORY ANALYSIS

This report shall not be reproduced, except in full,
without the written consent of Pace Analytical Services, Inc..

Pace Analytical Services, Inc.
9608 Loiret Blvd.
Lenexa, KS 66219
(913)599-5665

QUALITY CONTROL DATA

Project: FORT SMITH AR
Pace Project No.: 60204563

MATRIX SPIKE SAMPLE: 1649570

Parameter	Units	60204563014 Result	Spike Conc.	MS Result	MS % Rec	% Rec Limits	Qualifiers
Chloride	mg/L	19.1	10	28.6	96	80-120	
Sulfate	mg/L	41.7	25	63.1	86	80-120	

Results presented on this page are in the units indicated by the "Units" column except where an alternate unit is presented to the right of the result.

REPORT OF LABORATORY ANALYSIS

This report shall not be reproduced, except in full,
without the written consent of Pace Analytical Services, Inc..

Pace Analytical Services, Inc.
9608 Loiret Blvd.
Lenexa, KS 66219
(913)599-5665

QUALITY CONTROL DATA

Project: FORT SMITH AR
Pace Project No.: 60204563

QC Batch: WETA/36352 Analysis Method: EPA 300.0
QC Batch Method: EPA 300.0 Analysis Description: 300.0 IC Anions
Associated Lab Samples: 60204563034, 60204563035, 60204563036, 60204563037, 60204563038, 60204563042, 60204563043

METHOD BLANK: 1649586 Matrix: Water
Associated Lab Samples: 60204563034, 60204563035, 60204563036, 60204563037, 60204563038, 60204563042, 60204563043

Parameter	Units	Blank Result	Reporting Limit	MDL	Analyzed	Qualifiers
Chloride	mg/L	ND	1.0	0.50	10/14/15 12:15	
Sulfate	mg/L	ND	1.0	0.24	10/14/15 12:15	

LABORATORY CONTROL SAMPLE: 1649587

Parameter	Units	Spike Conc.	LCS Result	LCS % Rec	% Rec Limits	Qualifiers
Chloride	mg/L	5	4.7	93	90-110	
Sulfate	mg/L	5	4.7	95	90-110	

MATRIX SPIKE & MATRIX SPIKE DUPLICATE: 1649588 1649589

Parameter	Units	60204598001 Result	MS Spike Conc.	MSD Spike Conc.	MS Result	MSD Result	MS % Rec	MSD % Rec	% Rec Limits	RPD	Max RPD	Qual
Chloride	mg/L	1110	500	500	1570	1580	92	93	80-120	1	15	
Sulfate	mg/L	ND	500	500	529	531	94	94	80-120	0	15	

Results presented on this page are in the units indicated by the "Units" column except where an alternate unit is presented to the right of the result.

REPORT OF LABORATORY ANALYSIS

This report shall not be reproduced, except in full,
without the written consent of Pace Analytical Services, Inc..

Pace Analytical Services, Inc.
9608 Loiret Blvd.
Lenexa, KS 66219
(913)599-5665

QUALITY CONTROL DATA

Project: FORT SMITH AR
Pace Project No.: 60204563

QC Batch: WETA/36373 Analysis Method: EPA 350.1
QC Batch Method: EPA 350.1 Analysis Description: 350.1 Ammonia
Associated Lab Samples: 60204563001, 60204563002, 60204563003, 60204563004, 60204563006, 60204563008, 60204563010, 60204563011, 60204563012, 60204563017, 60204563019, 60204563021, 60204563022, 60204563023, 60204563024, 60204563026, 60204563027, 60204563028, 60204563029, 60204563030

METHOD BLANK: 1650416 Matrix: Water
Associated Lab Samples: 60204563001, 60204563002, 60204563003, 60204563004, 60204563006, 60204563008, 60204563010, 60204563011, 60204563012, 60204563017, 60204563019, 60204563021, 60204563022, 60204563023, 60204563024, 60204563026, 60204563027, 60204563028, 60204563029, 60204563030

Parameter	Units	Blank Result	Reporting Limit	MDL	Analyzed	Qualifiers
Nitrogen, Ammonia	mg/L	ND	0.10	0.046	10/14/15 13:08	

LABORATORY CONTROL SAMPLE: 1650417

Parameter	Units	Spike Conc.	LCS Result	LCS % Rec	% Rec Limits	Qualifiers
Nitrogen, Ammonia	mg/L	2	2.0	98	90-110	

MATRIX SPIKE SAMPLE: 1650418

Parameter	Units	60204563001 Result	Spike Conc.	MS Result	MS % Rec	% Rec Limits	Qualifiers
Nitrogen, Ammonia	mg/L	ND	2	1.6	81	90-110	M1

MATRIX SPIKE SAMPLE: 1650419

Parameter	Units	60204563008 Result	Spike Conc.	MS Result	MS % Rec	% Rec Limits	Qualifiers
Nitrogen, Ammonia	mg/L	ND	2	1.7	85	90-110	M1

SAMPLE DUPLICATE: 1650420

Parameter	Units	60204563010 Result	Dup Result	RPD	Max RPD	Qualifiers
Nitrogen, Ammonia	mg/L	ND	ND		18	

Results presented on this page are in the units indicated by the "Units" column except where an alternate unit is presented to the right of the result.

REPORT OF LABORATORY ANALYSIS

This report shall not be reproduced, except in full,
without the written consent of Pace Analytical Services, Inc..

Pace Analytical Services, Inc.
9608 Loiret Blvd.
Lenexa, KS 66219
(913)599-5665

QUALITY CONTROL DATA

Project: FORT SMITH AR
Pace Project No.: 60204563

QC Batch: WETA/36375 Analysis Method: EPA 350.1
QC Batch Method: EPA 350.1 Analysis Description: 350.1 Ammonia
Associated Lab Samples: 60204563014, 60204563031, 60204563032, 60204563034, 60204563035, 60204563036, 60204563037, 60204563038, 60204563042, 60204563043

METHOD BLANK: 1650480 Matrix: Water
Associated Lab Samples: 60204563014, 60204563031, 60204563032, 60204563034, 60204563035, 60204563036, 60204563037, 60204563038, 60204563042, 60204563043

Parameter	Units	Blank Result	Reporting Limit	MDL	Analyzed	Qualifiers
Nitrogen, Ammonia	mg/L	ND	0.10	0.046	10/14/15 13:43	

LABORATORY CONTROL SAMPLE: 1650481

Parameter	Units	Spike Conc.	LCS Result	LCS % Rec	% Rec Limits	Qualifiers
Nitrogen, Ammonia	mg/L	2	2.0	98	90-110	

MATRIX SPIKE SAMPLE: 1650482

Parameter	Units	60204563014 Result	Spike Conc.	MS Result	MS % Rec	% Rec Limits	Qualifiers
Nitrogen, Ammonia	mg/L	ND	2	1.6	79	90-110	M1

MATRIX SPIKE SAMPLE: 1650492

Parameter	Units	60204767013 Result	Spike Conc.	MS Result	MS % Rec	% Rec Limits	Qualifiers
Nitrogen, Ammonia	mg/L	0.35	2	1.1	38	90-110	M1

SAMPLE DUPLICATE: 1650483

Parameter	Units	60204563032 Result	Dup Result	RPD	Max RPD	Qualifiers
Nitrogen, Ammonia	mg/L	ND	ND		18	

Results presented on this page are in the units indicated by the "Units" column except where an alternate unit is presented to the right of the result.

REPORT OF LABORATORY ANALYSIS

This report shall not be reproduced, except in full,
without the written consent of Pace Analytical Services, Inc..

Pace Analytical Services, Inc.
9608 Loiret Blvd.
Lenexa, KS 66219
(913)599-5665

QUALITY CONTROL DATA

Project: FORT SMITH AR
Pace Project No.: 60204563

QC Batch: WETA/36268 Analysis Method: EPA 353.2
QC Batch Method: EPA 353.2 Analysis Description: 353.2 Nitrate + Nitrite, Unpres.
Associated Lab Samples: 60204563001, 60204563002, 60204563003, 60204563004, 60204563006, 60204563010, 60204563011, 60204563012, 60204563017, 60204563019, 60204563021, 60204563022, 60204563023, 60204563024, 60204563026, 60204563027, 60204563028, 60204563029

METHOD BLANK: 1646661 Matrix: Water
Associated Lab Samples: 60204563001, 60204563002, 60204563003, 60204563004, 60204563006, 60204563010, 60204563011, 60204563012, 60204563017, 60204563019, 60204563021, 60204563022, 60204563023, 60204563024, 60204563026, 60204563027, 60204563028, 60204563029

Parameter	Units	Blank Result	Reporting Limit	MDL	Analyzed	Qualifiers
Nitrogen, Nitrate	mg/L	ND	0.10	0.014	10/08/15 15:32	
Nitrogen, Nitrite	mg/L	ND	0.10	0.023	10/08/15 15:32	
Nitrogen, NO2 plus NO3	mg/L	ND	0.10	0.014	10/08/15 15:32	

LABORATORY CONTROL SAMPLE: 1646662

Parameter	Units	Spike Conc.	LCS Result	LCS % Rec	% Rec Limits	Qualifiers
Nitrogen, Nitrate	mg/L	1.6	1.6	102	85-115	
Nitrogen, Nitrite	mg/L	.4	0.42	104	90-110	
Nitrogen, NO2 plus NO3	mg/L	2	2.0	102	90-110	

MATRIX SPIKE SAMPLE: 1646663

Parameter	Units	60204543002 Result	Spike Conc.	MS Result	MS % Rec	% Rec Limits	Qualifiers
Nitrogen, Nitrate	mg/L	ND	1.6	1.7	98	85-115	
Nitrogen, Nitrite	mg/L	ND	.4	0.42	105	90-110	
Nitrogen, NO2 plus NO3	mg/L	ND	2	2.1	99	90-110	

MATRIX SPIKE SAMPLE: 1646664

Parameter	Units	60204563001 Result	Spike Conc.	MS Result	MS % Rec	% Rec Limits	Qualifiers
Nitrogen, Nitrate	mg/L	ND	1.6	1.6	103	85-115	
Nitrogen, Nitrite	mg/L	ND	.4	0.42	104	90-110	
Nitrogen, NO2 plus NO3	mg/L	ND	2	2.1	103	90-110	

SAMPLE DUPLICATE: 1646665

Parameter	Units	60204563003 Result	Dup Result	RPD	Max RPD	Qualifiers
Nitrogen, Nitrate	mg/L	ND	ND		20	
Nitrogen, Nitrite	mg/L	ND	ND		20	
Nitrogen, NO2 plus NO3	mg/L	ND	ND		20	

Results presented on this page are in the units indicated by the "Units" column except where an alternate unit is presented to the right of the result.

REPORT OF LABORATORY ANALYSIS

This report shall not be reproduced, except in full,
without the written consent of Pace Analytical Services, Inc..

Pace Analytical Services, Inc.
9608 Loiret Blvd.
Lenexa, KS 66219
(913)599-5665

QUALITY CONTROL DATA

Project: FORT SMITH AR
Pace Project No.: 60204563

QC Batch: WETA/36269 Analysis Method: EPA 353.2
QC Batch Method: EPA 353.2 Analysis Description: 353.2 Nitrate + Nitrite, Unpres.
Associated Lab Samples: 60204563008, 60204563014, 60204563030, 60204563031, 60204563032, 60204563034, 60204563035, 60204563036, 60204563037, 60204563038, 60204563042, 60204563043

METHOD BLANK: 1646667 Matrix: Water
Associated Lab Samples: 60204563008, 60204563014, 60204563030, 60204563031, 60204563032, 60204563034, 60204563035, 60204563036, 60204563037, 60204563038, 60204563042, 60204563043

Parameter	Units	Blank Result	Reporting Limit	MDL	Analyzed	Qualifiers
Nitrogen, Nitrate	mg/L	ND	0.10	0.014	10/08/15 16:24	
Nitrogen, Nitrite	mg/L	ND	0.10	0.023	10/08/15 16:24	
Nitrogen, NO2 plus NO3	mg/L	ND	0.10	0.014	10/08/15 16:24	

LABORATORY CONTROL SAMPLE: 1646668

Parameter	Units	Spike Conc.	LCS Result	LCS % Rec	% Rec Limits	Qualifiers
Nitrogen, Nitrate	mg/L	1.6	1.7	106	85-115	
Nitrogen, Nitrite	mg/L	.4	0.43	108	90-110	
Nitrogen, NO2 plus NO3	mg/L	2	2.1	106	90-110	

MATRIX SPIKE SAMPLE: 1646669

Parameter	Units	60204563008 Result	Spike Conc.	MS Result	MS % Rec	% Rec Limits	Qualifiers
Nitrogen, Nitrate	mg/L	0.77	1.6	2.4	102	85-115	
Nitrogen, Nitrite	mg/L	ND	.4	0.43	107	90-110	
Nitrogen, NO2 plus NO3	mg/L	0.77	2	2.8	103	90-110	

MATRIX SPIKE SAMPLE: 1646670

Parameter	Units	60204563014 Result	Spike Conc.	MS Result	MS % Rec	% Rec Limits	Qualifiers
Nitrogen, Nitrate	mg/L	0.13	1.6	1.8	107	85-115	
Nitrogen, Nitrite	mg/L	ND	.4	0.43	107	90-110	
Nitrogen, NO2 plus NO3	mg/L	0.13	2	2.3	107	90-110	

SAMPLE DUPLICATE: 1646671

Parameter	Units	60204563030 Result	Dup Result	RPD	Max RPD	Qualifiers
Nitrogen, Nitrate	mg/L	ND	ND		20	
Nitrogen, Nitrite	mg/L	ND	ND		20	
Nitrogen, NO2 plus NO3	mg/L	ND	ND		20	

Results presented on this page are in the units indicated by the "Units" column except where an alternate unit is presented to the right of the result.

REPORT OF LABORATORY ANALYSIS

This report shall not be reproduced, except in full,
without the written consent of Pace Analytical Services, Inc..

Pace Analytical Services, Inc.
9608 Loiret Blvd.
Lenexa, KS 66219
(913)599-5665

QUALITY CONTROL DATA

Project: FORT SMITH AR
Pace Project No.: 60204563

QC Batch: WETA/36356 Analysis Method: EPA 365.4
QC Batch Method: EPA 365.4 Analysis Description: 365.4 Phosphorus
Associated Lab Samples: 60204563001, 60204563002, 60204563003, 60204563004, 60204563006

METHOD BLANK: 1649697 Matrix: Water
Associated Lab Samples: 60204563001, 60204563002, 60204563003, 60204563004, 60204563006

Parameter	Units	Blank Result	Reporting Limit	MDL	Analyzed	Qualifiers
Phosphorus as PO4	mg/L	ND	0.31		10/15/15 11:23	

LABORATORY CONTROL SAMPLE: 1649698

Parameter	Units	Spike Conc.	LCS Result	LCS % Rec	% Rec Limits	Qualifiers
Phosphorus as PO4	mg/L		6.0			

MATRIX SPIKE SAMPLE: 1649699

Parameter	Units	60204425013 Result	Spike Conc.	MS Result	MS % Rec	% Rec Limits	Qualifiers
Phosphorus as PO4	mg/L	ND		6.1			

MATRIX SPIKE SAMPLE: 1649701

Parameter	Units	60204563001 Result	Spike Conc.	MS Result	MS % Rec	% Rec Limits	Qualifiers
Phosphorus as PO4	mg/L	ND		6.1			

SAMPLE DUPLICATE: 1649700

Parameter	Units	60204426001 Result	Dup Result	RPD	Max RPD	Qualifiers
Phosphorus as PO4	mg/L	ND	ND	0		

Results presented on this page are in the units indicated by the "Units" column except where an alternate unit is presented to the right of the result.

REPORT OF LABORATORY ANALYSIS

This report shall not be reproduced, except in full,
without the written consent of Pace Analytical Services, Inc..

Pace Analytical Services, Inc.
9608 Loiret Blvd.
Lenexa, KS 66219
(913)599-5665

QUALITY CONTROL DATA

Project: FORT SMITH AR
Pace Project No.: 60204563

QC Batch: WETA/36357 Analysis Method: EPA 365.4
QC Batch Method: EPA 365.4 Analysis Description: 365.4 Phosphorus
Associated Lab Samples: 60204563008, 60204563010, 60204563011, 60204563012, 60204563014, 60204563017, 60204563019, 60204563021, 60204563022, 60204563023

METHOD BLANK: 1649702 Matrix: Water
Associated Lab Samples: 60204563008, 60204563010, 60204563011, 60204563012, 60204563014, 60204563017, 60204563019, 60204563021, 60204563022, 60204563023

Parameter	Units	Blank Result	Reporting Limit	MDL	Analyzed	Qualifiers
Phosphorus as PO4	mg/L	ND	0.31		10/15/15 11:56	

LABORATORY CONTROL SAMPLE: 1649703

Parameter	Units	Spike Conc.	LCS Result	LCS % Rec	% Rec Limits	Qualifiers
Phosphorus as PO4	mg/L		6.1			

MATRIX SPIKE SAMPLE: 1649704

Parameter	Units	60204563008 Result	Spike Conc.	MS Result	MS % Rec	% Rec Limits	Qualifiers
Phosphorus as PO4	mg/L	ND		6.2			

MATRIX SPIKE SAMPLE: 1649706

Parameter	Units	60204563014 Result	Spike Conc.	MS Result	MS % Rec	% Rec Limits	Qualifiers
Phosphorus as PO4	mg/L	ND		6.2			

SAMPLE DUPLICATE: 1649705

Parameter	Units	60204563010 Result	Dup Result	RPD	Max RPD	Qualifiers
Phosphorus as PO4	mg/L	ND	ND	0		

Results presented on this page are in the units indicated by the "Units" column except where an alternate unit is presented to the right of the result.

REPORT OF LABORATORY ANALYSIS

This report shall not be reproduced, except in full,
without the written consent of Pace Analytical Services, Inc..

Pace Analytical Services, Inc.
9608 Loiret Blvd.
Lenexa, KS 66219
(913)599-5665

QUALITY CONTROL DATA

Project: FORT SMITH AR
Pace Project No.: 60204563

QC Batch: WETA/36363 Analysis Method: EPA 365.4
QC Batch Method: EPA 365.4 Analysis Description: 365.4 Phosphorus
Associated Lab Samples: 60204563024, 60204563026, 60204563027, 60204563028, 60204563029, 60204563030, 60204563031, 60204563032, 60204563034, 60204563035, 60204563036, 60204563037, 60204563038, 60204563042, 60204563043

METHOD BLANK: 1649988 Matrix: Water
Associated Lab Samples: 60204563024, 60204563026, 60204563027, 60204563028, 60204563029, 60204563030, 60204563031, 60204563032, 60204563034, 60204563035, 60204563036, 60204563037, 60204563038, 60204563042, 60204563043

Parameter	Units	Blank Result	Reporting Limit	MDL	Analyzed	Qualifiers
Phosphorus as PO4	mg/L	ND	0.31		10/15/15 07:58	

LABORATORY CONTROL SAMPLE: 1649989

Parameter	Units	Spike Conc.	LCS Result	LCS % Rec	% Rec Limits	Qualifiers
Phosphorus as PO4	mg/L		6.3			

MATRIX SPIKE SAMPLE: 1649990

Parameter	Units	60204563042 Result	Spike Conc.	MS Result	MS % Rec	% Rec Limits	Qualifiers
Phosphorus as PO4	mg/L	0.87		7.2			

MATRIX SPIKE SAMPLE: 1649992

Parameter	Units	60204767003 Result	Spike Conc.	MS Result	MS % Rec	% Rec Limits	Qualifiers
Phosphorus as PO4	mg/L	27.1		33.1			

SAMPLE DUPLICATE: 1649991

Parameter	Units	60204563043 Result	Dup Result	RPD	Max RPD	Qualifiers
Phosphorus as PO4	mg/L	ND	ND	0		

Results presented on this page are in the units indicated by the "Units" column except where an alternate unit is presented to the right of the result.

REPORT OF LABORATORY ANALYSIS

This report shall not be reproduced, except in full,
without the written consent of Pace Analytical Services, Inc..

Pace Analytical Services, Inc.
9608 Loiret Blvd.
Lenexa, KS 66219
(913)599-5665

QUALITY CONTROL DATA

Project: FORT SMITH AR
Pace Project No.: 60204563

QC Batch: WETA/36300 Analysis Method: SM 5310C
QC Batch Method: SM 5310C Analysis Description: 5310C Total Organic Carbon
Associated Lab Samples: 60204563001, 60204563002, 60204563003, 60204563004, 60204563006, 60204563010, 60204563011, 60204563012

METHOD BLANK: 1647825 Matrix: Water
Associated Lab Samples: 60204563001, 60204563002, 60204563003, 60204563004, 60204563006, 60204563010, 60204563011, 60204563012

Parameter	Units	Blank Result	Reporting Limit	MDL	Analyzed	Qualifiers
Total Organic Carbon	mg/L	ND	1.0	0.46	10/13/15 19:26	

LABORATORY CONTROL SAMPLE: 1647826

Parameter	Units	Spike Conc.	LCS Result	LCS % Rec	% Rec Limits	Qualifiers
Total Organic Carbon	mg/L	5	5.2	104	80-120	

MATRIX SPIKE SAMPLE: 1647827

Parameter	Units	60204563001 Result	Spike Conc.	MS Result	MS % Rec	% Rec Limits	Qualifiers
Total Organic Carbon	mg/L	6.3	5	9.5	63	80-120	M1

SAMPLE DUPLICATE: 1647828

Parameter	Units	60204563002 Result	Dup Result	RPD	Max RPD	Qualifiers
Total Organic Carbon	mg/L	0.91J	0.83J		25	

Results presented on this page are in the units indicated by the "Units" column except where an alternate unit is presented to the right of the result.

REPORT OF LABORATORY ANALYSIS

This report shall not be reproduced, except in full,
without the written consent of Pace Analytical Services, Inc..

Pace Analytical Services, Inc.
9608 Loiret Blvd.
Lenexa, KS 66219
(913)599-5665

QUALITY CONTROL DATA

Project: FORT SMITH AR
Pace Project No.: 60204563

QC Batch: WETA/36359 Analysis Method: SM 5310C
QC Batch Method: SM 5310C Analysis Description: 5310C Total Organic Carbon
Associated Lab Samples: 60204563008, 60204563017, 60204563019, 60204563021, 60204563022, 60204563023, 60204563024, 60204563026, 60204563027, 60204563028, 60204563029, 60204563030, 60204563031, 60204563032, 60204563034, 60204563035, 60204563036, 60204563037, 60204563038, 60204563042

METHOD BLANK: 1649972 Matrix: Water
Associated Lab Samples: 60204563008, 60204563017, 60204563019, 60204563021, 60204563022, 60204563023, 60204563024, 60204563026, 60204563027, 60204563028, 60204563029, 60204563030, 60204563031, 60204563032, 60204563034, 60204563035, 60204563036, 60204563037, 60204563038, 60204563042

Parameter	Units	Blank Result	Reporting Limit	MDL	Analyzed	Qualifiers
Total Organic Carbon	mg/L	0.50J	1.0	0.46	10/14/15 11:18	

LABORATORY CONTROL SAMPLE: 1649973

Parameter	Units	Spike Conc.	LCS Result	LCS % Rec	% Rec Limits	Qualifiers
Total Organic Carbon	mg/L	5	5.5	109	80-120	

MATRIX SPIKE SAMPLE: 1649974

Parameter	Units	60204563008 Result	Spike Conc.	MS Result	MS % Rec	% Rec Limits	Qualifiers
Total Organic Carbon	mg/L	ND	5	4.5	81	80-120	

SAMPLE DUPLICATE: 1649975

Parameter	Units	60204563017 Result	Dup Result	RPD	Max RPD	Qualifiers
Total Organic Carbon	mg/L	0.49J	0.48J		25	

Results presented on this page are in the units indicated by the "Units" column except where an alternate unit is presented to the right of the result.

REPORT OF LABORATORY ANALYSIS

This report shall not be reproduced, except in full,
without the written consent of Pace Analytical Services, Inc..

Pace Analytical Services, Inc.
9608 Loiret Blvd.
Lenexa, KS 66219
(913)599-5665

QUALITY CONTROL DATA

Project: FORT SMITH AR
Pace Project No.: 60204563

QC Batch: WETA/36360 Analysis Method: SM 5310C
QC Batch Method: SM 5310C Analysis Description: 5310C Total Organic Carbon
Associated Lab Samples: 60204563014, 60204563043

METHOD BLANK: 1649976 Matrix: Water
Associated Lab Samples: 60204563014, 60204563043

Parameter	Units	Blank Result	Reporting Limit	MDL	Analyzed	Qualifiers
Total Organic Carbon	mg/L	0.52J	1.0	0.46	10/14/15 17:36	

LABORATORY CONTROL SAMPLE: 1649977

Parameter	Units	Spike Conc.	LCS Result	LCS % Rec	% Rec Limits	Qualifiers
Total Organic Carbon	mg/L	5	5.4	108	80-120	

MATRIX SPIKE SAMPLE: 1649978

Parameter	Units	60204563014 Result	Spike Conc.	MS Result	MS % Rec	% Rec Limits	Qualifiers
Total Organic Carbon	mg/L	0.61J	5	5.6	101	80-120	

SAMPLE DUPLICATE: 1649979

Parameter	Units	60204563043 Result	Dup Result	RPD	Max RPD	Qualifiers
Total Organic Carbon	mg/L	0.96J	0.98J		25	

Results presented on this page are in the units indicated by the "Units" column except where an alternate unit is presented to the right of the result.

REPORT OF LABORATORY ANALYSIS

This report shall not be reproduced, except in full,
without the written consent of Pace Analytical Services, Inc..

Pace Analytical Services, Inc.
9608 Loiret Blvd.
Lenexa, KS 66219
(913)599-5665

QUALIFIERS

Project: FORT SMITH AR
Pace Project No.: 60204563

DEFINITIONS

DF - Dilution Factor, if reported, represents the factor applied to the reported data due to dilution of the sample aliquot.

ND - Not Detected at or above adjusted reporting limit.

J - Estimated concentration above the adjusted method detection limit and below the adjusted reporting limit.

MDL - Adjusted Method Detection Limit.

PQL - Practical Quantitation Limit.

RL - Reporting Limit.

S - Surrogate

1,2-Diphenylhydrazine decomposes to and cannot be separated from Azobenzene using Method 8270. The result for each analyte is a combined concentration.

Consistent with EPA guidelines, unrounded data are displayed and have been used to calculate % recovery and RPD values.

LCS(D) - Laboratory Control Sample (Duplicate)

MS(D) - Matrix Spike (Duplicate)

DUP - Sample Duplicate

RPD - Relative Percent Difference

NC - Not Calculable.

SG - Silica Gel - Clean-Up

U - Indicates the compound was analyzed for, but not detected.

N-Nitrosodiphenylamine decomposes and cannot be separated from Diphenylamine using Method 8270. The result reported for each analyte is a combined concentration.

Pace Analytical is TNI accredited. Contact your Pace PM for the current list of accredited analytes.

TNI - The NELAC Institute.

LABORATORIES

PASI-D	Pace Analytical Services - Dallas
PASI-K	Pace Analytical Services - Kansas City

BATCH QUALIFIERS

Batch: MSV/72165
[M5] A matrix spike/matrix spike duplicate was not performed for this batch due to insufficient sample volume.
Batch: MSV/72181
[M5] A matrix spike/matrix spike duplicate was not performed for this batch due to insufficient sample volume.
Batch: MSV/72185
[M5] A matrix spike/matrix spike duplicate was not performed for this batch due to insufficient sample volume.
Batch: WET/57808
[1] Ferrous iron performed in the field
Batch: WET/57809
[1] Ferrous iron performed in the field
Batch: WET/57824
[1] Field pH
Batch: WET/57825
[1] Field pH

ANALYTE QUALIFIERS

B Analyte was detected in the associated method blank.

REPORT OF LABORATORY ANALYSIS

This report shall not be reproduced, except in full,
without the written consent of Pace Analytical Services, Inc..

Pace Analytical Services, Inc.
9608 Loiret Blvd.
Lenexa, KS 66219
(913)599-5665

QUALIFIERS

Project: FORT SMITH AR
Pace Project No.: 60204563

ANALYTE QUALIFIERS

H6	Analysis initiated outside of the 15 minute EPA recommended holding time.
L0	Analyte recovery in the laboratory control sample (LCS) was outside QC limits.
L1	Analyte recovery in the laboratory control sample (LCS) was above QC limits. Results for this analyte in associated samples may be biased high.
L3	Analyte recovery in the laboratory control sample (LCS) exceeded QC limits. Analyte presence below reporting limits in associated samples. Results unaffected by high bias.
M1	Matrix spike recovery exceeded QC limits. Batch accepted based on laboratory control sample (LCS) recovery.
MS	Analyte recovery in the matrix spike was outside QC limits for one or more of the constituent analytes used in the calculated result.
R1	RPD value was outside control limits.
RS	The RPD value in one of the constituent analytes was outside the control limits.

This report shall not be reproduced, except in full,
without the written consent of Pace Analytical Services, Inc..

Pace Analytical Services, Inc.
9608 Loiret Blvd.
Lenexa, KS 66219
(913)599-5665

QUALITY CONTROL DATA CROSS REFERENCE TABLE

Project: FORT SMITH AR
Pace Project No.: 60204563

Lab ID	Sample ID	QC Batch Method	QC Batch	Analytical Method	Analytical Batch
60204563001	MW-90-201510	EPA 8015 - Alcohol	GCSV/4450		
60204563002	MW-22-201510	EPA 8015 - Alcohol	GCSV/4450		
60204563003	MW-88-201510	EPA 8015 - Alcohol	GCSV/4450		
60204563004	MW-39R-201510	EPA 8015 - Alcohol	GCSV/4450		
60204563006	ITMW-9-201510	EPA 8015 - Alcohol	GCSV/4450		
60204563008	ITMW-20-201510	EPA 8015 - Alcohol	GCSV/4451		
60204563010	ITMW-1-201510	EPA 8015 - Alcohol	GCSV/4451		
60204563011	MW-87-201510	EPA 8015 - Alcohol	GCSV/4451		
60204563012	MW-91-201510	EPA 8015 - Alcohol	GCSV/4451		
60204563014	MW-28-201510	EPA 8015 - Alcohol	GCSV/4452		
60204563017	MW-29-201510	EPA 8015 - Alcohol	GCSV/4451		
60204563019	ITMW-6-201510	EPA 8015 - Alcohol	GCSV/4451		
60204563021	MW-35R-201510	EPA 8015 - Alcohol	GCSV/4451		
60204563022	MW-97-201510	EPA 8015 - Alcohol	GCSV/4451		
60204563023	MW-96-201510	EPA 8015 - Alcohol	GCSV/4451		
60204563024	MW-46R-201510	EPA 8015 - Alcohol	GCSV/4451		
60204563026	IW-74-201510	EPA 8015 - Alcohol	GCSV/4451		
60204563027	MW-26-201510	EPA 8015 - Alcohol	GCSV/4451		
60204563028	MW-27-201510	EPA 8015 - Alcohol	GCSV/4451		
60204563029	MW-89-201510	EPA 8015 - Alcohol	GCSV/4451		
60204563030	ITMW-16-201510	EPA 8015 - Alcohol	GCSV/4451		
60204563031	MW-65-201510	EPA 8015 - Alcohol	GCSV/4451		
60204563032	MW-32R-201510	EPA 8015 - Alcohol	GCSV/4451		
60204563034	ITMW-4-201510	EPA 8015 - Alcohol	GCSV/4451		
60204563035	ITMW-12-201510	EPA 8015 - Alcohol	GCSV/4451		
60204563036	ITMW-14-201510	EPA 8015 - Alcohol	GCSV/4451		
60204563037	ITMW-11-201510	EPA 8015 - Alcohol	GCSV/4452		
60204563038	ITMW-13-201510	EPA 8015 - Alcohol	GCSV/4452		
60204563042	MW-84-201510	EPA 8015 - Alcohol	GCSV/4452		
60204563043	ITMW-10-201510	EPA 8015 - Alcohol	GCSV/4452		
60204563001	MW-90-201510	EPA 3010	MPRP/33460	EPA 6010	ICP/24649
60204563002	MW-22-201510	EPA 3010	MPRP/33460	EPA 6010	ICP/24649
60204563003	MW-88-201510	EPA 3010	MPRP/33460	EPA 6010	ICP/24649
60204563004	MW-39R-201510	EPA 3010	MPRP/33460	EPA 6010	ICP/24649
60204563006	ITMW-9-201510	EPA 3010	MPRP/33460	EPA 6010	ICP/24649
60204563008	ITMW-20-201510	EPA 3010	MPRP/33461	EPA 6010	ICP/24650
60204563010	ITMW-1-201510	EPA 3010	MPRP/33460	EPA 6010	ICP/24649
60204563011	MW-87-201510	EPA 3010	MPRP/33460	EPA 6010	ICP/24649
60204563012	MW-91-201510	EPA 3010	MPRP/33460	EPA 6010	ICP/24649
60204563014	MW-28-201510	EPA 3010	MPRP/33461	EPA 6010	ICP/24650
60204563017	MW-29-201510	EPA 3010	MPRP/33460	EPA 6010	ICP/24649
60204563019	ITMW-6-201510	EPA 3010	MPRP/33460	EPA 6010	ICP/24649
60204563021	MW-35R-201510	EPA 3010	MPRP/33460	EPA 6010	ICP/24649
60204563022	MW-97-201510	EPA 3010	MPRP/33460	EPA 6010	ICP/24649

This report shall not be reproduced, except in full,
without the written consent of Pace Analytical Services, Inc..

Pace Analytical Services, Inc.
9608 Loiret Blvd.
Lenexa, KS 66219
(913)599-5665

QUALITY CONTROL DATA CROSS REFERENCE TABLE

Project: FORT SMITH AR
Pace Project No.: 60204563

Lab ID	Sample ID	QC Batch Method	QC Batch	Analytical Method	Analytical Batch
60204563023	**MW-96-201510**	EPA 3010	MPRP/33460	EPA 6010	ICP/24649
60204563024	**MW-46R-201510**	EPA 3010	MPRP/33460	EPA 6010	ICP/24649
60204563026	**IW-74-201510**	EPA 3010	MPRP/33460	EPA 6010	ICP/24649
60204563027	**MW-26-201510**	EPA 3010	MPRP/33460	EPA 6010	ICP/24649
60204563028	**MW-27-201510**	EPA 3010	MPRP/33460	EPA 6010	ICP/24649
60204563029	**MW-89-201510**	EPA 3010	MPRP/33460	EPA 6010	ICP/24649
60204563030	**ITMW-16-201510**	EPA 3010	MPRP/33461	EPA 6010	ICP/24650
60204563031	**MW-65-201510**	EPA 3010	MPRP/33461	EPA 6010	ICP/24650
60204563032	**MW-32R-201510**	EPA 3010	MPRP/33461	EPA 6010	ICP/24650
60204563034	**ITMW-4-201510**	EPA 3010	MPRP/33461	EPA 6010	ICP/24650
60204563035	**ITMW-12-201510**	EPA 3010	MPRP/33461	EPA 6010	ICP/24650
60204563036	**ITMW-14-201510**	EPA 3010	MPRP/33461	EPA 6010	ICP/24650
60204563037	**ITMW-11-201510**	EPA 3010	MPRP/33461	EPA 6010	ICP/24650
60204563038	**ITMW-13-201510**	EPA 3010	MPRP/33461	EPA 6010	ICP/24650
60204563042	**MW-84-201510**	EPA 3010	MPRP/33461	EPA 6010	ICP/24650
60204563043	**ITMW-10-201510**	EPA 3010	MPRP/33461	EPA 6010	ICP/24650
60204563001	**MW-90-201510**	EPA 5030B/8260	MSV/72158		
60204563002	**MW-22-201510**	EPA 5030B/8260	MSV/72158		
60204563003	**MW-88-201510**	EPA 5030B/8260	MSV/72158		
60204563004	**MW-39R-201510**	EPA 5030B/8260	MSV/72158		
60204563005	**TB-13-201510**	EPA 5030B/8260	MSV/72160		
60204563006	**ITMW-9-201510**	EPA 5030B/8260	MSV/72160		
60204563007	**DUP-09-201510**	EPA 5030B/8260	MSV/72160		
60204563008	**ITMW-20-201510**	EPA 5030B/8260	MSV/72160		
60204563009	**TB-14-20151**	EPA 5030B/8260	MSV/72160		
60204563010	**ITMW-1-201510**	EPA 5030B/8260	MSV/72160		
60204563011	**MW-87-201510**	EPA 5030B/8260	MSV/72160		
60204563012	**MW-91-201510**	EPA 5030B/8260	MSV/72160		
60204563013	**DUP-08-2015**	EPA 5030B/8260	MSV/72160		
60204563013	**DUP-08-2015**	EPA 5030B/8260	MSV/72181		
60204563014	**MW-28-201510**	EPA 5030B/8260	MSV/72160		
60204563015	**EB-03-201510**	EPA 5030B/8260	MSV/72160		
60204563016	**EB-08-201510**	EPA 5030B/8260	MSV/72160		
60204563017	**MW-29-201510**	EPA 5030B/8260	MSV/72160		
60204563018	**TB-15-201510**	EPA 5030B/8260	MSV/72160		
60204563019	**ITMW-6-201510**	EPA 5030B/8260	MSV/72160		
60204563020	**TB-16-201510**	EPA 5030B/8260	MSV/72160		
60204563022	**MW-97-201510**	EPA 5030B/8260	MSV/72160		
60204563023	**MW-96-201510**	EPA 5030B/8260	MSV/72160		
60204563024	**MW-46R-201510**	EPA 5030B/8260	MSV/72160		
60204563025	**DUP-10-201510**	EPA 5030B/8260	MSV/72160		
60204563026	**IW-74-201510**	EPA 5030B/8260	MSV/72165		
60204563027	**MW-26-201510**	EPA 5030B/8260	MSV/72165		
60204563028	**MW-27-201510**	EPA 5030B/8260	MSV/72165		
60204563029	**MW-89-201510**	EPA 5030B/8260	MSV/72165		
60204563030	**ITMW-16-201510**	EPA 5030B/8260	MSV/72165		

REPORT OF LABORATORY ANALYSIS

This report shall not be reproduced, except in full,
without the written consent of Pace Analytical Services, Inc..

Pace Analytical Services, Inc.
9608 Loiret Blvd.
Lenexa, KS 66219
(913)599-5665

QUALITY CONTROL DATA CROSS REFERENCE TABLE

Project: FORT SMITH AR
Pace Project No.: 60204563

Lab ID	Sample ID	QC Batch Method	QC Batch	Analytical Method	Analytical Batch
60204563032	MW-32R-201510	EPA 5030B/8260	MSV/72165		
60204563033	TB-17-201510	EPA 5030B/8260	MSV/72165		
60204563034	ITMW-4-201510	EPA 5030B/8260	MSV/72181		
60204563036	ITMW-14-201510	EPA 5030B/8260	MSV/72181		
60204563037	ITMW-11-201510	EPA 5030B/8260	MSV/72181		
60204563037	ITMW-11-201510	EPA 5030B/8260	MSV/72215		
60204563038	ITMW-13-201510	EPA 5030B/8260	MSV/72181		
60204563039	DUP-01-201510	EPA 5030B/8260	MSV/72181		
60204563040	TB-18-201510	EPA 5030B/8260	MSV/72181		
60204563041	TB-03-201510	EPA 5030B/8260	MSV/72181		
60204563043	ITMW-10-201510	EPA 5030B/8260	MSV/72181		
60204563044	DUP-04-201510	EPA 5030B/8260	MSV/72181		
60204563044	DUP-04-201510	EPA 5030B/8260	MSV/72215		
60204563045	EXTRA TB	EPA 5030B/8260	MSV/72181		
60204563021	MW-35R-201510	EPA 5030B/8260	MSV/72185		
60204563031	MW-65-201510	EPA 5030B/8260	MSV/72185		
60204563035	ITMW-12-201510	EPA 5030B/8260	MSV/72185		
60204563042	MW-84-201510	EPA 5030B/8260	MSV/72185		
60204563001	MW-90-201510	SM 2320B	WET/57701		
60204563002	MW-22-201510	SM 2320B	WET/57701		
60204563003	MW-88-201510	SM 2320B	WET/57701		
60204563004	MW-39R-201510	SM 2320B	WET/57711		
60204563006	ITMW-9-201510	SM 2320B	WET/57711		
60204563008	ITMW-20-201510	SM 2320B	WET/57711		
60204563010	ITMW-1-201510	SM 2320B	WET/57711		
60204563011	MW-87-201510	SM 2320B	WET/57711		
60204563012	MW-91-201510	SM 2320B	WET/57711		
60204563014	MW-28-201510	SM 2320B	WET/57711		
60204563017	MW-29-201510	SM 2320B	WET/57711		
60204563019	ITMW-6-201510	SM 2320B	WET/57711		
60204563021	MW-35R-201510	SM 2320B	WET/57711		
60204563022	MW-97-201510	SM 2320B	WET/57711		
60204563023	MW-96-201510	SM 2320B	WET/57711		
60204563024	MW-46R-201510	SM 2320B	WET/57711		
60204563026	IW-74-201510	SM 2320B	WET/57711		
60204563027	MW-26-201510	SM 2320B	WET/57711		
60204563028	MW-27-201510	SM 2320B	WET/57711		
60204563029	MW-89-201510	SM 2320B	WET/57711		
60204563030	ITMW-16-201510	SM 2320B	WET/57711		
60204563031	MW-65-201510	SM 2320B	WET/57748		
60204563032	MW-32R-201510	SM 2320B	WET/57711		
60204563034	ITMW-4-201510	SM 2320B	WET/57748		
60204563035	ITMW-12-201510	SM 2320B	WET/57748		

REPORT OF LABORATORY ANALYSIS

This report shall not be reproduced, except in full,
without the written consent of Pace Analytical Services, Inc..

Pace Analytical Services, Inc.
9608 Loiret Blvd.
Lenexa, KS 66219
(913)599-5665

QUALITY CONTROL DATA CROSS REFERENCE TABLE

Project: FORT SMITH AR
Pace Project No.: 60204563

Lab ID	Sample ID	QC Batch Method	QC Batch	Analytical Method	Analytical Batch
60204563036	ITMW-14-201510	SM 2320B	WET/57748		
60204563037	ITMW-11-201510	SM 2320B	WET/57748		
60204563038	ITMW-13-201510	SM 2320B	WET/57748		
60204563042	MW-84-201510	SM 2320B	WET/57748		
60204563043	ITMW-10-201510	SM 2320B	WET/57748		
60204563001	MW-90-201510	SM 3500-Fe B#4	WET/57808		
60204563002	MW-22-201510	SM 3500-Fe B#4	WET/57808		
60204563003	MW-88-201510	SM 3500-Fe B#4	WET/57808		
60204563004	MW-39R-201510	SM 3500-Fe B#4	WET/57808		
60204563006	ITMW-9-201510	SM 3500-Fe B#4	WET/57808		
60204563008	ITMW-20-201510	SM 3500-Fe B#4	WET/57808		
60204563010	ITMW-1-201510	SM 3500-Fe B#4	WET/57808		
60204563011	MW-87-201510	SM 3500-Fe B#4	WET/57808		
60204563012	MW-91-201510	SM 3500-Fe B#4	WET/57808		
60204563014	MW-28-201510	SM 3500-Fe B#4	WET/57808		
60204563017	MW-29-201510	SM 3500-Fe B#4	WET/57808		
60204563019	ITMW-6-201510	SM 3500-Fe B#4	WET/57808		
60204563021	MW-35R-201510	SM 3500-Fe B#4	WET/57808		
60204563022	MW-97-201510	SM 3500-Fe B#4	WET/57808		
60204563023	MW-96-201510	SM 3500-Fe B#4	WET/57808		
60204563024	MW-46R-201510	SM 3500-Fe B#4	WET/57808		
60204563026	IW-74-201510	SM 3500-Fe B#4	WET/57808		
60204563027	MW-26-201510	SM 3500-Fe B#4	WET/57808		
60204563028	MW-27-201510	SM 3500-Fe B#4	WET/57808		
60204563029	MW-89-201510	SM 3500-Fe B#4	WET/57808		
60204563030	ITMW-16-201510	SM 3500-Fe B#4	WET/57809		
60204563031	MW-65-201510	SM 3500-Fe B#4	WET/57809		
60204563032	MW-32R-201510	SM 3500-Fe B#4	WET/57809		
60204563034	ITMW-4-201510	SM 3500-Fe B#4	WET/57809		
60204563035	ITMW-12-201510	SM 3500-Fe B#4	WET/57809		
60204563036	ITMW-14-201510	SM 3500-Fe B#4	WET/57809		
60204563037	ITMW-11-201510	SM 3500-Fe B#4	WET/57809		
60204563038	ITMW-13-201510	SM 3500-Fe B#4	WET/57809		
60204563042	MW-84-201510	SM 3500-Fe B#4	WET/57809		
60204563043	ITMW-10-201510	SM 3500-Fe B#4	WET/57809		
60204563001	MW-90-201510	SM 4500-H+B	WET/57825		
60204563002	MW-22-201510	SM 4500-H+B	WET/57824		
60204563003	MW-88-201510	SM 4500-H+B	WET/57824		
60204563004	MW-39R-201510	SM 4500-H+B	WET/57824		
60204563006	ITMW-9-201510	SM 4500-H+B	WET/57824		
60204563008	ITMW-20-201510	SM 4500-H+B	WET/57824		
60204563010	ITMW-1-201510	SM 4500-H+B	WET/57824		
60204563011	MW-87-201510	SM 4500-H+B	WET/57825		
60204563012	MW-91-201510	SM 4500-H+B	WET/57825		
60204563014	MW-28-201510	SM 4500-H+B	WET/57825		
60204563017	MW-29-201510	SM 4500-H+B	WET/57825		

REPORT OF LABORATORY ANALYSIS

This report shall not be reproduced, except in full,
without the written consent of Pace Analytical Services, Inc..

Pace Analytical Services, Inc.
9608 Loiret Blvd.
Lenexa, KS 66219
(913)599-5665

QUALITY CONTROL DATA CROSS REFERENCE TABLE

Project: FORT SMITH AR
Pace Project No.: 60204563

Lab ID	Sample ID	QC Batch Method	QC Batch	Analytical Method	Analytical Batch
60204563019	ITMW-6-201510	SM 4500-H+B	WET/57825		
60204563021	MW-35R-201510	SM 4500-H+B	WET/57824		
60204563022	MW-97-201510	SM 4500-H+B	WET/57824		
60204563023	MW-96-201510	SM 4500-H+B	WET/57824		
60204563024	MW-46R-201510	SM 4500-H+B	WET/57824		
60204563026	IW-74-201510	SM 4500-H+B	WET/57824		
60204563027	MW-26-201510	SM 4500-H+B	WET/57824		
60204563028	MW-27-201510	SM 4500-H+B	WET/57824		
60204563029	MW-89-201510	SM 4500-H+B	WET/57824		
60204563030	ITMW-16-201510	SM 4500-H+B	WET/57824		
60204563031	MW-65-201510	SM 4500-H+B	WET/57824		
60204563032	MW-32R-201510	SM 4500-H+B	WET/57825		
60204563034	ITMW-4-201510	SM 4500-H+B	WET/57824		
60204563035	ITMW-12-201510	SM 4500-H+B	WET/57825		
60204563036	ITMW-14-201510	SM 4500-H+B	WET/57824		
60204563037	ITMW-11-201510	SM 4500-H+B	WET/57824		
60204563038	ITMW-13-201510	SM 4500-H+B	WET/57824		
60204563042	MW-84-201510	SM 4500-H+B	WET/57825		
60204563043	ITMW-10-201510	SM 4500-H+B	WET/57825		
60204563001	MW-90-201510	SM 4500-S-2 D	WET/57668		
60204563002	MW-22-201510	SM 4500-S-2 D	WET/57668		
60204563003	MW-88-201510	SM 4500-S-2 D	WET/57668		
60204563004	MW-39R-201510	SM 4500-S-2 D	WET/57668		
60204563006	ITMW-9-201510	SM 4500-S-2 D	WET/57668		
60204563008	ITMW-20-201510	SM 4500-S-2 D	WET/57668		
60204563010	ITMW-1-201510	SM 4500-S-2 D	WET/57668		
60204563011	MW-87-201510	SM 4500-S-2 D	WET/57668		
60204563012	MW-91-201510	SM 4500-S-2 D	WET/57668		
60204563014	MW-28-201510	SM 4500-S-2 D	WET/57668		
60204563017	MW-29-201510	SM 4500-S-2 D	WET/57668		
60204563019	ITMW-6-201510	SM 4500-S-2 D	WET/57668		
60204563021	MW-35R-201510	SM 4500-S-2 D	WET/57668		
60204563022	MW-97-201510	SM 4500-S-2 D	WET/57668		
60204563023	MW-96-201510	SM 4500-S-2 D	WET/57668		
60204563024	MW-46R-201510	SM 4500-S-2 D	WET/57668		
60204563026	IW-74-201510	SM 4500-S-2 D	WET/57668		
60204563027	MW-26-201510	SM 4500-S-2 D	WET/57668		
60204563028	MW-27-201510	SM 4500-S-2 D	WET/57668		
60204563029	MW-89-201510	SM 4500-S-2 D	WET/57668		
60204563030	ITMW-16-201510	SM 4500-S-2 D	WET/57669		
60204563031	MW-65-201510	SM 4500-S-2 D	WET/57669		
60204563032	MW-32R-201510	SM 4500-S-2 D	WET/57669		
60204563034	ITMW-4-201510	SM 4500-S-2 D	WET/57669		
60204563035	ITMW-12-201510	SM 4500-S-2 D	WET/57669		
60204563036	ITMW-14-201510	SM 4500-S-2 D	WET/57669		

REPORT OF LABORATORY ANALYSIS

This report shall not be reproduced, except in full,
without the written consent of Pace Analytical Services, Inc..

Pace Analytical Services, Inc.
9608 Loiret Blvd.
Lenexa, KS 66219
(913)599-5665

QUALITY CONTROL DATA CROSS REFERENCE TABLE

Project: FORT SMITH AR
Pace Project No.: 60204563

Lab ID	Sample ID	QC Batch Method	QC Batch	Analytical Method	Analytical Batch
60204563037	ITMW-11-201510	SM 4500-S-2 D	WET/57669		
60204563038	ITMW-13-201510	SM 4500-S-2 D	WET/57669		
60204563042	MW-84-201510	SM 4500-S-2 D	WET/57669		
60204563043	ITMW-10-201510	SM 4500-S-2 D	WET/57669		
60204563001	MW-90-201510	EPA 300.0	WETA/36331		
60204563002	MW-22-201510	EPA 300.0	WETA/36331		
60204563003	MW-88-201510	EPA 300.0	WETA/36331		
60204563004	MW-39R-201510	EPA 300.0	WETA/36336		
60204563006	ITMW-9-201510	EPA 300.0	WETA/36336		
60204563008	ITMW-20-201510	EPA 300.0	WETA/36336		
60204563010	ITMW-1-201510	EPA 300.0	WETA/36336		
60204563011	MW-87-201510	EPA 300.0	WETA/36336		
60204563012	MW-91-201510	EPA 300.0	WETA/36336		
60204563014	MW-28-201510	EPA 300.0	WETA/36350		
60204563017	MW-29-201510	EPA 300.0	WETA/36336		
60204563019	ITMW-6-201510	EPA 300.0	WETA/36336		
60204563021	MW-35R-201510	EPA 300.0	WETA/36336		
60204563022	MW-97-201510	EPA 300.0	WETA/36336		
60204563023	MW-96-201510	EPA 300.0	WETA/36350		
60204563024	MW-46R-201510	EPA 300.0	WETA/36350		
60204563026	IW-74-201510	EPA 300.0	WETA/36350		
60204563027	MW-26-201510	EPA 300.0	WETA/36350		
60204563028	MW-27-201510	EPA 300.0	WETA/36350		
60204563029	MW-89-201510	EPA 300.0	WETA/36350		
60204563030	ITMW-16-201510	EPA 300.0	WETA/36350		
60204563031	MW-65-201510	EPA 300.0	WETA/36350		
60204563032	MW-32R-201510	EPA 300.0	WETA/36350		
60204563034	ITMW-4-201510	EPA 300.0	WETA/36352		
60204563035	ITMW-12-201510	EPA 300.0	WETA/36352		
60204563036	ITMW-14-201510	EPA 300.0	WETA/36352		
60204563037	ITMW-11-201510	EPA 300.0	WETA/36352		
60204563038	ITMW-13-201510	EPA 300.0	WETA/36352		
60204563042	MW-84-201510	EPA 300.0	WETA/36352		
60204563043	ITMW-10-201510	EPA 300.0	WETA/36352		
60204563001	MW-90-201510	EPA 350.1	WETA/36373		
60204563002	MW-22-201510	EPA 350.1	WETA/36373		
60204563003	MW-88-201510	EPA 350.1	WETA/36373		
60204563004	MW-39R-201510	EPA 350.1	WETA/36373		
60204563006	ITMW-9-201510	EPA 350.1	WETA/36373		
60204563008	ITMW-20-201510	EPA 350.1	WETA/36373		
60204563010	ITMW-1-201510	EPA 350.1	WETA/36373		
60204563011	MW-87-201510	EPA 350.1	WETA/36373		
60204563012	MW-91-201510	EPA 350.1	WETA/36373		
60204563014	MW-28-201510	EPA 350.1	WETA/36375		

REPORT OF LABORATORY ANALYSIS

This report shall not be reproduced, except in full,
without the written consent of Pace Analytical Services, Inc..

Pace Analytical Services, Inc.
9608 Loiret Blvd.
Lenexa, KS 66219
(913)599-5665

QUALITY CONTROL DATA CROSS REFERENCE TABLE

Project: FORT SMITH AR
Pace Project No.: 60204563

Lab ID	Sample ID	QC Batch Method	QC Batch	Analytical Method	Analytical Batch
60204563017	MW-29-201510	EPA 350.1	WETA/36373		
60204563019	ITMW-6-201510	EPA 350.1	WETA/36373		
60204563021	MW-35R-201510	EPA 350.1	WETA/36373		
60204563022	MW-97-201510	EPA 350.1	WETA/36373		
60204563023	MW-96-201510	EPA 350.1	WETA/36373		
60204563024	MW-46R-201510	EPA 350.1	WETA/36373		
60204563026	IW-74-201510	EPA 350.1	WETA/36373		
60204563027	MW-26-201510	EPA 350.1	WETA/36373		
60204563028	MW-27-201510	EPA 350.1	WETA/36373		
60204563029	MW-89-201510	EPA 350.1	WETA/36373		
60204563030	ITMW-16-201510	EPA 350.1	WETA/36373		
60204563031	MW-65-201510	EPA 350.1	WETA/36375		
60204563032	MW-32R-201510	EPA 350.1	WETA/36375		
60204563034	ITMW-4-201510	EPA 350.1	WETA/36375		
60204563035	ITMW-12-201510	EPA 350.1	WETA/36375		
60204563036	ITMW-14-201510	EPA 350.1	WETA/36375		
60204563037	ITMW-11-201510	EPA 350.1	WETA/36375		
60204563038	ITMW-13-201510	EPA 350.1	WETA/36375		
60204563042	MW-84-201510	EPA 350.1	WETA/36375		
60204563043	ITMW-10-201510	EPA 350.1	WETA/36375		
60204563001	MW-90-201510	EPA 353.2	WETA/36268		
60204563002	MW-22-201510	EPA 353.2	WETA/36268		
60204563003	MW-88-201510	EPA 353.2	WETA/36268		
60204563004	MW-39R-201510	EPA 353.2	WETA/36268		
60204563006	ITMW-9-201510	EPA 353.2	WETA/36268		
60204563008	ITMW-20-201510	EPA 353.2	WETA/36269		
60204563010	ITMW-1-201510	EPA 353.2	WETA/36268		
60204563011	MW-87-201510	EPA 353.2	WETA/36268		
60204563012	MW-91-201510	EPA 353.2	WETA/36268		
60204563014	MW-28-201510	EPA 353.2	WETA/36269		
60204563017	MW-29-201510	EPA 353.2	WETA/36268		
60204563019	ITMW-6-201510	EPA 353.2	WETA/36268		
60204563021	MW-35R-201510	EPA 353.2	WETA/36268		
60204563022	MW-97-201510	EPA 353.2	WETA/36268		
60204563023	MW-96-201510	EPA 353.2	WETA/36268		
60204563024	MW-46R-201510	EPA 353.2	WETA/36268		
60204563026	IW-74-201510	EPA 353.2	WETA/36268		
60204563027	MW-26-201510	EPA 353.2	WETA/36268		
60204563028	MW-27-201510	EPA 353.2	WETA/36268		
60204563029	MW-89-201510	EPA 353.2	WETA/36268		
60204563030	ITMW-16-201510	EPA 353.2	WETA/36269		
60204563031	MW-65-201510	EPA 353.2	WETA/36269		
60204563032	MW-32R-201510	EPA 353.2	WETA/36269		
60204563034	ITMW-4-201510	EPA 353.2	WETA/36269		
60204563035	ITMW-12-201510	EPA 353.2	WETA/36269		

This report shall not be reproduced, except in full,
without the written consent of Pace Analytical Services, Inc..

Pace Analytical Services, Inc.
9608 Loiret Blvd.
Lenexa, KS 66219
(913)599-5665

QUALITY CONTROL DATA CROSS REFERENCE TABLE

Project: FORT SMITH AR
Pace Project No.: 60204563

Lab ID	Sample ID	QC Batch Method	QC Batch	Analytical Method	Analytical Batch
60204563036	ITMW-14-201510	EPA 353.2	WETA/36269		
60204563037	ITMW-11-201510	EPA 353.2	WETA/36269		
60204563038	ITMW-13-201510	EPA 353.2	WETA/36269		
60204563042	MW-84-201510	EPA 353.2	WETA/36269		
60204563043	ITMW-10-201510	EPA 353.2	WETA/36269		
60204563001	MW-90-201510	EPA 365.4	WETA/36356		
60204563002	MW-22-201510	EPA 365.4	WETA/36356		
60204563003	MW-88-201510	EPA 365.4	WETA/36356		
60204563004	MW-39R-201510	EPA 365.4	WETA/36356		
60204563006	ITMW-9-201510	EPA 365.4	WETA/36356		
60204563008	ITMW-20-201510	EPA 365.4	WETA/36357		
60204563010	ITMW-1-201510	EPA 365.4	WETA/36357		
60204563011	MW-87-201510	EPA 365.4	WETA/36357		
60204563012	MW-91-201510	EPA 365.4	WETA/36357		
60204563014	MW-28-201510	EPA 365.4	WETA/36357		
60204563017	MW-29-201510	EPA 365.4	WETA/36357		
60204563019	ITMW-6-201510	EPA 365.4	WETA/36357		
60204563021	MW-35R-201510	EPA 365.4	WETA/36357		
60204563022	MW-97-201510	EPA 365.4	WETA/36357		
60204563023	MW-96-201510	EPA 365.4	WETA/36357		
60204563024	MW-46R-201510	EPA 365.4	WETA/36363		
60204563026	IW-74-201510	EPA 365.4	WETA/36363		
60204563027	MW-26-201510	EPA 365.4	WETA/36363		
60204563028	MW-27-201510	EPA 365.4	WETA/36363		
60204563029	MW-89-201510	EPA 365.4	WETA/36363		
60204563030	ITMW-16-201510	EPA 365.4	WETA/36363		
60204563031	MW-65-201510	EPA 365.4	WETA/36363		
60204563032	MW-32R-201510	EPA 365.4	WETA/36363		
60204563034	ITMW-4-201510	EPA 365.4	WETA/36363		
60204563035	ITMW-12-201510	EPA 365.4	WETA/36363		
60204563036	ITMW-14-201510	EPA 365.4	WETA/36363		
60204563037	ITMW-11-201510	EPA 365.4	WETA/36363		
60204563038	ITMW-13-201510	EPA 365.4	WETA/36363		
60204563042	MW-84-201510	EPA 365.4	WETA/36363		
60204563043	ITMW-10-201510	EPA 365.4	WETA/36363		
60204563001	MW-90-201510	SM 4500-CO2 D	WETA/36422		
60204563002	MW-22-201510	SM 4500-CO2 D	WETA/36422		
60204563003	MW-88-201510	SM 4500-CO2 D	WETA/36422		
60204563004	MW-39R-201510	SM 4500-CO2 D	WETA/36422		
60204563006	ITMW-9-201510	SM 4500-CO2 D	WETA/36422		
60204563008	ITMW-20-201510	SM 4500-CO2 D	WETA/36422		
60204563010	ITMW-1-201510	SM 4500-CO2 D	WETA/36422		
60204563011	MW-87-201510	SM 4500-CO2 D	WETA/36422		
60204563012	MW-91-201510	SM 4500-CO2 D	WETA/36422		
60204563014	MW-28-201510	SM 4500-CO2 D	WETA/36422		
60204563017	MW-29-201510	SM 4500-CO2 D	WETA/36422		
60204563019	ITMW-6-201510	SM 4500-CO2 D	WETA/36422		

This report shall not be reproduced, except in full,
without the written consent of Pace Analytical Services, Inc..

Pace Analytical Services, Inc.
9608 Loiret Blvd.
Lenexa, KS 66219
(913)599-5665

QUALITY CONTROL DATA CROSS REFERENCE TABLE

Project: FORT SMITH AR
Pace Project No.: 60204563

Lab ID	Sample ID	QC Batch Method	QC Batch	Analytical Method	Analytical Batch
60204563021	MW-35R-201510	SM 4500-CO2 D	WETA/36422		
60204563022	MW-97-201510	SM 4500-CO2 D	WETA/36422		
60204563023	MW-96-201510	SM 4500-CO2 D	WETA/36422		
60204563024	MW-46R-201510	SM 4500-CO2 D	WETA/36422		
60204563026	IW-74-201510	SM 4500-CO2 D	WETA/36422		
60204563027	MW-26-201510	SM 4500-CO2 D	WETA/36422		
60204563028	MW-27-201510	SM 4500-CO2 D	WETA/36423		
60204563029	MW-89-201510	SM 4500-CO2 D	WETA/36423		
60204563030	ITMW-16-201510	SM 4500-CO2 D	WETA/36423		
60204563031	MW-65-201510	SM 4500-CO2 D	WETA/36423		
60204563032	MW-32R-201510	SM 4500-CO2 D	WETA/36423		
60204563034	ITMW-4-201510	SM 4500-CO2 D	WETA/36423		
60204563035	ITMW-12-201510	SM 4500-CO2 D	WETA/36423		
60204563036	ITMW-14-201510	SM 4500-CO2 D	WETA/36423		
60204563037	ITMW-11-201510	SM 4500-CO2 D	WETA/36423		
60204563038	ITMW-13-201510	SM 4500-CO2 D	WETA/36423		
60204563042	MW-84-201510	SM 4500-CO2 D	WETA/36423		
60204563043	ITMW-10-201510	SM 4500-CO2 D	WETA/36423		
60204563001	MW-90-201510	SM 5310C	WETA/36300		
60204563002	MW-22-201510	SM 5310C	WETA/36300		
60204563003	MW-88-201510	SM 5310C	WETA/36300		
60204563004	MW-39R-201510	SM 5310C	WETA/36300		
60204563006	ITMW-9-201510	SM 5310C	WETA/36300		
60204563008	ITMW-20-201510	SM 5310C	WETA/36359		
60204563010	ITMW-1-201510	SM 5310C	WETA/36300		
60204563011	MW-87-201510	SM 5310C	WETA/36300		
60204563012	MW-91-201510	SM 5310C	WETA/36300		
60204563014	MW-28-201510	SM 5310C	WETA/36360		
60204563017	MW-29-201510	SM 5310C	WETA/36359		
60204563019	ITMW-6-201510	SM 5310C	WETA/36359		
60204563021	MW-35R-201510	SM 5310C	WETA/36359		
60204563022	MW-97-201510	SM 5310C	WETA/36359		
60204563023	MW-96-201510	SM 5310C	WETA/36359		
60204563024	MW-46R-201510	SM 5310C	WETA/36359		
60204563026	IW-74-201510	SM 5310C	WETA/36359		
60204563027	MW-26-201510	SM 5310C	WETA/36359		
60204563028	MW-27-201510	SM 5310C	WETA/36359		
60204563029	MW-89-201510	SM 5310C	WETA/36359		
60204563030	ITMW-16-201510	SM 5310C	WETA/36359		
60204563031	MW-65-201510	SM 5310C	WETA/36359		
60204563032	MW-32R-201510	SM 5310C	WETA/36359		
60204563034	ITMW-4-201510	SM 5310C	WETA/36359		
60204563035	ITMW-12-201510	SM 5310C	WETA/36359		
60204563036	ITMW-14-201510	SM 5310C	WETA/36359		
60204563037	ITMW-11-201510	SM 5310C	WETA/36359		
60204563038	ITMW-13-201510	SM 5310C	WETA/36359		

This report shall not be reproduced, except in full,
without the written consent of Pace Analytical Services, Inc..

Pace Analytical Services, Inc.
9608 Loiret Blvd.
Lenexa, KS 66219
(913)599-5665

QUALITY CONTROL DATA CROSS REFERENCE TABLE

Project: FORT SMITH AR
Pace Project No.: 60204563

Lab ID	Sample ID	QC Batch Method	QC Batch	Analytical Method	Analytical Batch
60204563042	**MW-84-201510**	SM 5310C	WETA/36359		
60204563043	**ITMW-10-201510**	SM 5310C	WETA/36360		

This report shall not be reproduced, except in full,
without the written consent of Pace Analytical Services, Inc..

Pace Analytical
www.pacelabs.com

Sample Condition Upon Receipt

WO# : 60204563

60204563

Client Name: Environ

Optional
Proj Due Date:
Proj Name:

Courier: FedEx ☐ UPS ☐ VIA ☑ Clay ☐ PEX ☐ ECI ☐ Pace ☐ Other ☐ Client ☐

Tracking #: _____ Pace Shipping Label Used? Yes ☐ No ☑

Custody Seal on Cooler/Box Present: Yes ☑ No ☐ Seals intact: Yes ☑ No ☐

Packing Material: Bubble Wrap ☐ Bubble Bags ☑ Foam ☐ None ☐ Other ☐

Thermometer Used: CF +0.6 T-239 / CF +0.6 T-262 **Type of Ice:** (Wet) Blue None ☐ Samples received on ice, cooling process has begun.

Cooler Temperature: 4.1/2.2/4.7/2.2/1.0/2.4/1.7/2.3 (circle one)

Temperature should be above freezing to 6°C

Date and initials of person examining contents:

Chain of Custody present:	☑Yes	☐No	☐N/A	1. TB-13
Chain of Custody filled out:	☑Yes	☐No	☐N/A	2. MW-27, MW-26, IW-74, MW-89
Chain of Custody relinquished:	☑Yes	☐No	☐N/A	3. TB-14
Sampler name & signature on COC:	☑Yes	☐No	☐N/A	4. ITMW-1, ETMW-9, MW-87, ITMW-20
Samples arrived within holding time:	☑Yes	☐No	☐N/A	5.
Short Hold Time analyses (<72hr):	☑Yes	☐No	☐N/A	6. Fe2+ NO2 NO3 pH
Rush Turn Around Time requested:	☐Yes	☑No	☐N/A	7.
Sufficient volume:	☑Yes	☐No	☐N/A	8. TB-15
Correct containers used:	☑Yes	☐No	☐N/A	MW-28, MW-91, ITMW-6, MW-29
Pace containers used:	☑Yes	☐No	☐N/A	9. TB-16
Containers intact:	☑Yes	☐No	☐N/A	10. MW-96, MW-46R, MW-35R, MW97
Unpreserved 5035A soils frozen w/in 48hrs?	☐Yes	☐No	☑N/A	11. TB-17
Filtered volume received for dissolved tests?	☐Yes	☐No	☑N/A	12. MW-65, MW-32R, ITMW-16, ETMW-4
Sample labels match COC:	☑Yes	☐No	☐N/A	TB-18 ITMW-13, ITMW-12, ITMW-14, ITMW-11
Includes date/time/ID/analyses Matrix: WT				13.
All containers needing preservation have been checked.	☑Yes	☐No	☐N/A	TB-03 MW-84, ITMW-10
All containers needing preservation are found to be in compliance with EPA recommendation.	☑Yes	☐No	☐N/A	14.
Exceptions: ~~VOA~~, Coliform, O&G, WI-DRO (water)	☐Yes	☐No		Initial when completed / Lot # of added preservative
Trip Blank present:	☑Yes	☐No	☐N/A	Extra TB on listed on COC. extra MS
Pace Trip Blank lot # (if purchased): Oct 05 2015				15. Samples 1,2,3 and 4 received with TB.
Headspace in VOA vials (>6mm):	☐Yes	☐No	☐N/A	16.
Project sampled in USDA Regulated Area:	☐Yes	☐No	☐N/A	17. List State:
Additional labels attached to 5035A vials in the field?	☐Yes	☐No	☐N/A	18.

Client Notification/ Resolution: Copy COC to Client? Y / (N) Field Data Required? Y / (N)

Person Contacted: _____ Date/Time: _____

Comments/ Resolution: Emailed Wendy about extra set of trip blanks not on COC.

Project Manager Review: DMK Date: 10/9/15

Pace Analytical
www.pacelabs.com

CHAIN-OF-CUSTODY / Analytical Request Document

The Chain-of-Custody is a LEGAL DOCUMENT. All relevant fields must be completed accurately.

Section A Required Client Information:		Section B Required Project Information:		Section C Invoice Information:	
Company:	Environ	Report To:	Wendy Stonestreet	Attention:	Tammy Gleason
Address:	7500 College Blvd., Ste. 925	Copy To:	Tammy Gleason	Company Name:	Environ
	Overland Park, KS 66210			Address:	250 Monroe Ave. NW Grand Rapids
Email To:	wstonestreet@environcorp.com	Purchase Order No.:	NA	Pace Quote Reference:	Michigan, 49503
Phone:	913-553-5926 Fax:	Project Name:	Fort Smith, AR	Pace Project Manager:	Colleen Clyne
Requested Due Date/TAT:		Project Number:		Pace Profile #:	7444, line 1

REGULATORY AGENCY

☐ NPDES ☐ GROUND WATER ☐ DRINKING WATER
☐ UST ☐ RCRA ☑ OTHER ADEQ

Site Location STATE: AR

Section D Required Client Information

SAMPLE ID (A-Z, 0-9 / ,-) Sample IDs MUST BE UNIQUE

Valid Matrix Codes

MATRIX	CODE
DRINKING WATER	DW
WATER	WT
WASTE WATER	WW
PRODUCT	P
SOIL/SOLID	SL
OIL	OL
WIPE	WP
AIR	AR
OTHER	OT
TISSUE	TS

Requested Analysis Filtered (Y/N)

ITEM #	SAMPLE ID	MATRIX CODE (see valid codes to left)	SAMPLE TYPE (G=GRAB C=COMP)	COLLECTED: COMPOSITE START DATE	COMPOSITE START TIME	COMPOSITE END/GRAB DATE	COMPOSITE END/GRAB TIME	SAMPLE TEMP AT COLLECTION	# OF CONTAINERS	Preservatives: Unpreserved	H_2SO_4	HNO_3	HCl	NaOH	$Na_2S_2O_3$	Methanol	Other	Analysis Test Y/N: 8260 VOCs	Alkalinity	TOC	Chloride, Sulfate	8015 Chloroethanol (Pace Dallas)	6010-Iron/Mn	Ferric Iron calc. (send field Ferrous)	Ammonia	Nitrate+Nitrite	Total Phosphate (Pace Dallas)	Sulfide	CO2 Calc (Alkalinity +pH)	Residual Chlorine (Y/N)	Pace Project No./ Lab I.D.
																													60204563
1	MW-90-201510 (1BP3U 1AG3S 2B P3S 1BP3N)	WT	G			10/7/15	1510		14	X	X	X	X	X	1B	P3Z	1H	X	X	X	X	X	X	X	X	X	X	X	N	MS/MSD 3D64H 6D64H
2	MW-22-201510	WT	G			10/7/15	1035		11	X	X	X	X	X				X	X	X	X	X	X	X	X	X	X	X	N	3D64H
3	MW-88-201510	WT	G			10/7/15	1230		11	X	X	X	X	X				X	X	X	X	X	X	X	X	X	X	X	N	
4	MW-39R-201510	WT	G			10/7/15	0900		11	X	X	X	X	X				X	X	X	X	X	X	X	X	X	X	X	N	
5	TB-13-201510	WT	G			10/7/15	—		3				X					X											N	2D64H
6	ITMW-9-201510	WT	G			10/7/15	1259		11	X	X	X	X	X				X	X	X	X	X	X	X	X	X	X	X	N	3D64H
7	DUP-09-201510	WT	G			10/7/15	1259		3				X					X											N	
8	ITMW-20-201510	WT	G			10/7/15	1350		14	X	X	X	X	X				X	X	X	X	X	X	X	X	X	X	X	N	MS/MSD 6D64H
9	TB-14-201510	WT	G			10/7/15	—		3				X					X											N	2D64H
10	ITMW-1-201510	WT	G			10/7/15	1360		11	X	X	X	X	X				X	X	X	X	X	X	X	X	X	X	X	N	3D64H
11	MW-87-201510	WT	G			10/7/15	1537		11	X	X	X	X	X				X	X	X	X	X	X	X	X	X	X	X	N	
12	MW-91-201510	WT	G			10/7/15	1643		11	X	X	X	X	X				X	X	X	X	X	X	X	X	X	X	X	N	

ADDITIONAL COMMENTS	RELINQUISHED BY / AFFILIATION	DATE	TIME	ACCEPTED BY / AFFILIATION	DATE	TIME	SAMPLE CONDITIONS
Level IV data package required	Wendy Stonestreet/ENVIRON	10/7/15	1900		10/8/15	1045	4.1/2.2
							4.7/2.2
							1.0/2.4
							1.7/2.3

SAMPLER NAME AND SIGNATURE			Temp in °C	Received on Ice (Y/N)	Custody Sealed Cooler (Y/N)	Samples Intact (Y/N)
PRINT Name of SAMPLER:	Wendy Stonestreet					
SIGNATURE of SAMPLER:	Wendy Stonestreet	DATE Signed (MM/DD/YY): 10/7/15				

"Important Note: By signing this form you are accepting Pace's NET 30 day payment terms and agreeing to late charges of 1.5% per month for any invoices not paid within 30 days.

Pace Analytical
www.pacelabs.com

CHAIN-OF-CUSTODY / Analytical Request Document

The Chain-of-Custody is a LEGAL DOCUMENT. All relevant fields must be completed accurately.

Section A Required Client Information:		Section B Required Project Information:		Section C Invoice Information:	
Company:	Environ	Report To:	Wendy Stonestreet	Attention:	Tammy Gleason
Address:	7500 College Blvd., Ste. 925	Copy To:	Tammy Gleason	Company Name:	Environ
	Overland Park, KS 66210			Address:	250 Monroe Ave. NW Grand Rapids
Email To:	wstonestreet@environcorp.com	Purchase Order No.:	NA	Pace Quote Reference:	Michigan, 49503
Phone:	913-553-5926 Fax:	Project Name:	Fort Smith, AR	Pace Project Manager:	Colleen Clyne
Requested Due Date/TAT:		Project Number:		Pace Profile #:	7444, line 1

REGULATORY AGENCY

☐ NPDES ☐ GROUND WATER ☐ DRINKING WATER
☐ UST ☐ RCRA ☑ OTHER ADEQ

Site Location STATE: AR

Requested Analysis Filtered (Y/N)

Section D Required Client Information

SAMPLE ID
(A-Z, 0-9 / ,-)
Sample IDs MUST BE UNIQUE

Valid Matrix Codes

MATRIX	CODE
DRINKING WATER	DW
WATER	WT
WASTE WATER	WW
PRODUCT	P
SOIL/SOLID	SL
OIL	OL
WIPE	WP
AIR	AR
OTHER	OT
TISSUE	TS

ITEM #	SAMPLE ID	MATRIX CODE (see valid codes to left)	SAMPLE TYPE (G=GRAB C=COMP)	COLLECTED COMPOSITE START DATE	COMPOSITE START TIME	COMPOSITE END/GRAB DATE	COMPOSITE END/GRAB TIME	SAMPLE TEMP AT COLLECTION	# OF CONTAINERS	Preservatives: Unpreserved	H_2SO_4	HNO_3	HCl	NaOH	$Na_2S_2O_3$	Methanol	Other	Analysis Test Y/N: 8260 VOCs	Alkalinity	TOC	Chloride, Sulfate	8015 Chloroethanol (Pace Dallas)	6010-Iron/Mn	Ferric Iron calc. (send field Ferrous)	Ammonia	Nitrate+Nitrite	Total Phosphate (Pace Dallas)	Sulfide	CO2 Calc (Alkalinity +pH)	Residual Chlorine (Y/N)	Pace Project No./ Lab I.D.
1	DUP-08-201510	WT	G			10/7/15	1643		3				X					X											N	30694H 003
2	MW-28-201510 1803u 1AG33 2-0 1AP35 2-0 1BP2N 2-0	WT	G			10/7/15	1550		14	X	X	X	X	X	1BP32		1L0	X	X	X	X	X	X	X	X	X	X	X	N	MS/MSD 30694H 6D69AH 004
3	EB-03-201510	WT	G			10/7/15	1725		3				X					X											N	30694H 005
4	EB-08-201510	WT	G			10/7/15	1730		3				X					X											N	↓ 006
5	MW-29-201510	WT	G			10/7/15	1600		11	X	X	X	X	X		↓		X	X	X	X	X	X	X	X	X	X	X	N	↓ 007
6	TB-15-201510	WT	G			10/7/15	—		3				X					X											N	2D69H 008
7	ITMW-6-201510	WT	G			10/7/15	1545		14	X	X	X	X	X		↓		X	X	X	X	X	X	X	X	X	X	X	N	6D69H 009
8	TB-16-201510	WT	G			10/7/15	—		3				X					X											N	2D69H 010
9	MW-35R-201510	WT	G	30694H	30THR	10/7/15	955		11	X	X	X		X		↓	X	X	X	X	X	X	X	X	X	X	X	X	N	VOCs 7 day hold time 011
10	MW-97-201510	WT	G			10/7/15	1013		11	X	X	X	X	X				X	X	X	X	X	X	X	X	X	X	X	N	30694H 30694H 012
11	MW-96-201510	WT	G			10/7/15	0830		11	X	X	X	X	X				X	X	X	X	X	X	X	X	X	X	X	N	↓ 013
12	MW-46R-201510	WT	G			10/7/15	0900		11	X	X	X	X	X		↓		X	X	X	X	X	X	X	X	X	X	X	N	↓ 014

ADDITIONAL COMMENTS	RELINQUISHED BY / AFFILIATION	DATE	TIME	ACCEPTED BY / AFFILIATION	DATE	TIME	SAMPLE CONDITIONS			
Level IV data package required	Wendy Stonestreet / ENVIRON	10/7/15	1700	[signature]	10/8/15	1045	4.1/2.2	X	X	X
							4.7b.2			
							4.0/2.4			
							1.7/2.3			
							Temp in °C	Received on Ice (Y/N)	Custody Sealed Cooler (Y/N)	Samples Intact (Y/N)

SAMPLER NAME AND SIGNATURE

PRINT Name of SAMPLER: Wendy Stonestreet

SIGNATURE of SAMPLER: Wendy Stonestreet DATE Signed (MM/DD/YY): 10/7/15

*Important Note: By signing this form you are accepting Pace's NET 30 day payment terms and agreeing to late charges of 1.5% per month for any invoices not paid within 30 days.

CHAIN-OF-CUSTODY / Analytical Request Document

The Chain-of-Custody is a LEGAL DOCUMENT. All relevant fields must be completed accurately.

Pace Analytical
www.pacelabs.com

Section A Required Client Information:

Company:	Environ
Address:	7500 College Blvd., Ste. 925
	Overland Park, KS 66210
Email To:	wstonestreet@environcorp.com
Phone: 913-553-5926	Fax:
Requested Due Date/TAT:	

Section B Required Project Information:

Report To:	Wendy Stonestreet
Copy To:	Tammy Gleason
Purchase Order No.:	NA
Project Name:	Fort Smith, AR
Project Number:	

Section C Invoice Information:

Attention:	Tammy Gleason
Company Name:	Environ
Address:	250 Monroe Ave. NW Grand Rapids
Pace Quote Reference:	Michigan, 49503
Pace Project Manager:	Colleen Clyne
Pace Profile #:	7444, line 1

REGULATORY AGENCY

☐ NPDES ☐ GROUND WATER ☐ DRINKING WATER
☐ UST ☐ RCRA ☑ OTHER ADEQ

Site Location STATE: AR

Section D Required Client Information

SAMPLE ID (A-Z, 0-9 / ,-) Sample IDs MUST BE UNIQUE

Valid Matrix Codes: DRINKING WATER DW; WATER WT; WASTE WATER WW; PRODUCT P; SOIL/SOLID SL; OIL OL; WIPE WP; AIR AR; OTHER OT; TISSUE TS

Requested Analysis Filtered (Y/N)

ITEM #	SAMPLE ID	MATRIX CODE (see valid codes to left)	SAMPLE TYPE (G=GRAB C=COMP)	COLLECTED COMPOSITE START DATE	COMPOSITE START TIME	COMPOSITE END/GRAB DATE	COMPOSITE END/GRAB TIME	SAMPLE TEMP AT COLLECTION	# OF CONTAINERS	Preservatives: Unpreserved	H_2SO_4	HNO_3	HCl	NaOH	$Na_2S_2O_3$	Methanol	Other	Analysis Test Y/N: 8260 VOCs	Alkalinity	TOC	Chloride, Sulfate	8015 Chloroethanol (Pace Dallas)	6010-Iron/Mn	Ferric Iron calc. (send field Ferrous)	Ammonia	Nitrate+Nitrite	Total Phosphate (Pace Dallas)	Sulfide	CO2 Calc (Alkalinity +pH)	Residual Chlorine (Y/N)	Pace Project No./ Lab I.D.
1	DUP-10-201510	WT	G			10/7/15	1255		3				X					X											N	3D64H 045
2	MW-74-201510	WT	G			10/7/15	1255		11	X	X	X	X	X		1B3U 2-0	1B3Z 2-0	11-0	X	X	X	X	X	X	X	X	X	X	X	X	N	3D64U 046
3	MW-26-201510	WT	G			10/7/15	1145		11	X	X	X	X	X					X	X	X	X	X	X	X	X	X	X	X	X	N	047
4	MW-27-201510	WT	G			10/7/15	1412		11	X	X	X	X	X					X	X	X	X	X	X	X	X	X	X	X	X	N	048
5	MW-89-201510	WT	G			10/7/15	1157		11	X	X	X	X	X					X	X	X	X	X	X	X	X	X	X	X	X	N	049
6	ITMW-16-201510	WT	G			10/7/15	1200		11	X	X	X	X	X					X	X	X	X	X	X	X	X	X	X	X	X	N	050
7	MW-65-201510	WT	G	3D64U	30THR	10/7/15	0940		11	X	X	X	Ø	X			X		X	X	X	X	X	X	X	X	X	X	X	X	N	VOCs 7 day hold time 051
8	MW-32R-201510	WT	G			10/7/15	1720		11	X	X	X	X	X					X	X	X	X	X	X	X	X	X	X	X	X	N	3D64U 3D64H 052
9	TB-17-201510	WT	G			10/7/15	—		3				X						X												N	2D64H 053
10	ITMW-4-201510	WT	G			10/7/15	1330		11	X	X	X	X	X					X	X	X	X	X	X	X	X	X	X	X	X	N	pH>10 054
11	ITMW-12-201510	WT	G	↓	↓	10/7/15	1530		11	X	X	X		X				X	X	X	X	X	X	X	X	X	X	X	X	X	N	VOCs 7 day hold time 055
12	ITMW-14-201510	WT	G			10/7/15	1310		11	X	X	X	X	X					X	X	X	X	X	X	X	X	X	X	X	X	N	3D64U 3D64H 056

ADDITIONAL COMMENTS	RELINQUISHED BY / AFFILIATION	DATE	TIME	ACCEPTED BY / AFFILIATION	DATE	TIME
Level IV data package required	Wendy Stonestreet ENVIRO	10/7/15	1900	[illegible]	10/8/15	1045

SAMPLE CONDITIONS

Temp in °C	Received on Ice (Y/N)	Custody Sealed Cooler (Y/N)	Samples Intact (Y/N)
4.1/2.2	Y	Y	Y
4.7/2.2			
1.0/2.4			
1.7/2.3			

SAMPLER NAME AND SIGNATURE

PRINT Name of SAMPLER: Wendy Stonestreet

SIGNATURE of SAMPLER: Wendy Stonestreet DATE Signed (MM/DD/YY): 10/7/15

*Important Note: By signing this form you are accepting Pace's NET 30 day payment terms and agreeing to late charges of 1.5% per month for any invoices not paid within 30 days.

CHAIN-OF-CUSTODY / Analytical Request Document

The Chain-of-Custody is a LEGAL DOCUMENT. All relevant fields must be completed accurately.

Pace Analytical
www.pacelabs.com

Section A Required Client Information:		Section B Required Project Information:		Section C Invoice Information:	
Company:	Environ	Report To:	Wendy Stonestreet	Attention:	Tammy Gleason
Address:	7500 College Blvd., Ste. 925	Copy To:	Tammy Gleason	Company Name:	Environ
	Overland Park, KS 66210			Address:	250 Monroe Ave. NW Grand Rapids
Email To:	wstonestreet@environcorp.com	Purchase Order No.:	NA	Pace Quote Reference:	Michigan, 49503
Phone:	913-553-5926 Fax:	Project Name:	Fort Smith, AR	Pace Project Manager:	Colleen Clyne
Requested Due Date/TAT:		Project Number:		Pace Profile #:	7444, line 1

REGULATORY AGENCY

☐ NPDES ☐ GROUND WATER ☐ DRINKING WATER
☐ UST ☐ RCRA ☑ OTHER ADEQ

Site Location STATE: AR

Section D Required Client Information

Valid Matrix Codes

MATRIX	CODE
DRINKING WATER	DW
WATER	WT
WASTE WATER	WW
PRODUCT	P
SOIL/SOLID	SL
OIL	OL
WIPE	WP
AIR	AR
OTHER	OT
TISSUE	TS

SAMPLE ID
(A-Z, 0-9 / ,-)
Sample IDs MUST BE UNIQUE

Requested Analysis Filtered (Y/N)

ITEM #	SAMPLE ID	MATRIX CODE (see valid codes to left)	SAMPLE TYPE (G=GRAB C=COMP)	COLLECTED: COMPOSITE START DATE	COMPOSITE START TIME	COMPOSITE END/GRAB DATE	COMPOSITE END/GRAB TIME	SAMPLE TEMP AT COLLECTION	# OF CONTAINERS	Preservatives: Unpreserved	H_2SO_4	HNO_3	HCl	NaOH	$Na_2S_2O_3$	Methanol	Other	Analysis Test Y/N	8260 VOCs	Alkalinity	TOC	Chloride, Sulfate	8015 Chloroethanol (Pace Dallas)	6010-Iron/Mn	Ferric Iron calc. (send field Ferrous)	Ammonia	Nitrate+Nitrite	Total Phosphate (Pace Dallas)	Sulfide	CO2 Calc (Alkalinity +pH)	Residual Chlorine (Y/N)	Pace Project No./ Lab I.D.
1	ITMW-11-201510 (1BP3U 1AG3U 2-0 1BP3S 2-0 1BP1SN 2-0)	WT	G			10/7/15	1110		11	X	X	X	X	X	1B				X	X	X	X	X	X	X	X	X	N	3D69H 3D69H 037
2	ITMW-13-201510 ↓ ↓ ↓ ↓	WT	G			10/7/15	910		11	X	X	X	X	X		↓			X	X	X	X	X	X	X	X	X	X	N	↓ ↓ 038
3	DUP-01-201510	WT	G			10/7/15	910		3				X						X									N	↓ 039
4	TB-18-201510	WT	G			10/7/15	—		3				X						X									N	pu 10/8 2D69H 040
5	TB-03-201510	WT	G			10/7/15	—		3				X						X									N	2D69H ~~3D69H 041~~
6	MW-84-201510 3D69HR ↓ ↓ ↓	WT	G	5D69H	36THR	10/7/15	1750		11	X	X	X	X	X		↓	X		X	X	X	X	X	X	X	X	X	X	N	VOCs 7 day hold time 042
7	ITMW-10-201510 ↓ ↓ ↓ ↓	WT	G			10/7/15	1710		11	X	X	X	X	X		↓			X	X	X	X	X	X	X	X	X	X	N	3D69H 3D69H 043
8	DUP-04-201510	WT	G			10/7/15	1710		3				X						X										↓ 044
9																														
10																														
11																														
12																														

ADDITIONAL COMMENTS	RELINQUISHED BY / AFFILIATION	DATE	TIME	ACCEPTED BY / AFFILIATION	DATE	TIME	SAMPLE CONDITIONS			
Level IV data package required	Wendy Stonestreet/ENVIRON	10/7/15	1900	[signature]/PACE	10/8/15	1045	4.1/2-2	Y	Y	Y
							4.4/2-2			
							1.6/2-4			
							1.7/2-3			

SAMPLER NAME AND SIGNATURE

PRINT Name of SAMPLER: Wendy Stonestreet

SIGNATURE of SAMPLER: Wendy Stonestreet DATE Signed (MM/DD/YY): 10/7/15

Temp in °C | Received on Ice (Y/N) | Custody Sealed Cooler (Y/N) | Samples Intact (Y/N)

*Important Note: By signing this form you are accepting Pace's NET 30 day payment terms and agreeing to late charges of 1.5% per month for any invoices not paid within 30 days.

Chain of Custody -

WO# : 7532159

7532159

Pace Analytical®
www.pacelabs.com

Workorder: 60204563 **Workorder Name:** FORT SMITH AR **Owner Received Date:** 10/8/2015 **Results Requested By:** 10/20/2015

Report To	Subcontract To
Colleen Clyne Pace Analytical Services, Inc. 9608 Loiret Blvd. Lenexa, KS 66219 Phone (913)599-5665 Fax (913)599-1759	Pace Analytical Dallas 400 West Bethany Drive Suite 190 Allen, TX 75013 Phone (972)727-1123

Item	Sample ID	Sample Type	Collect Date/Time	Lab ID	Matrix	Preserved Containers: DG9U	Requested Analysis: 8015 Chloroethanol	LAB USE ONLY
1	MW-90-201510	RQS	10/7/2015 15:10	60204563001	Water	3	X	001
2	MW-22-201510	PS	10/7/2015 10:35	60204563002	Water	3	X	002
3	MW-88-201510	PS	10/7/2015 12:30	60204563003	Water	3	X	003
4	MW-39R-201510	PS	10/7/2015 09:00	60204563004	Water	3	X	004
5	ITMW-9-201510	PS	10/7/2015 12:59	60204563006	Water	3	X	005
6	ITMW-20-201510	RQS	10/7/2015 13:50	60204563008	Water	3	X	006
7	ITMW-1-201510	PS	10/7/2015 13:50	60204563010	Water	3	X	007
8	MW-87-201510	PS	10/7/2015 15:37	60204563011	Water	3	X	008
9	MW-91-201510	PS	10/7/2015 16:43	60204563012	Water	3	X	009
10	MW-28-201510	RQS	10/7/2015 15:50	60204563014	Water	3	X	010
11	MW-29-201510	PS	10/7/2015 16:00	60204563017	Water	3	X	011
12	ITMW-6-201510	PS	10/7/2015 15:45	60204563019	Water	3	X	012
13	MW-35R-201510	PS	10/7/2015 09:55	60204563021	Water	3	X	013
14	MW-97-201510	PS	10/7/2015 10:13	60204563022	Water	3	X	014
15	MW-96-201510	PS	10/7/2015 08:30	60204563023	Water	3	X	015
16	MW-46R-201510	PS	10/7/2015 09:00	60204563024	Water	3	X	016
17	IW-74-201510	PS	10/7/2015 12:55	60204563026	Water	3	X	017
18	MW-26-201510	PS	10/7/2015 11:45	60204563027	Water	3	X	018
19	MW-27-201510	PS	10/7/2015 14:12	60204563028	Water	3	X	019

Chain of Custody

Pace Analytical®
www.pacelabs.com

Workorder: 60204563 **Workorder Name:** FORT SMITH AR **Owner Received Date:** 10/8/2015 **Results Requested By:** 10/20/2015

Report To	Subcontract To
Colleen Clyne Pace Analytical Services, Inc. 9608 Loiret Blvd. Lenexa, KS 66219 Phone (913)599-5665 Fax (913)599-1759	Pace Analytical Dallas 400 West Bethany Drive Suite 190 Allen, TX 75013 Phone (972)727-1123

Requested Analysis

Item	Sample ID	Sample Type	Collect Date/Time	Lab ID	Matrix	Preserved Containers: DG9U	8015 Chloroethanol	LAB USE ONLY
20	MW-89-201510	PS	10/7/2015 11:57	60204563029	Water	3	~~X~~ 10/8/15	020
21	ITMW-16-201510	PS	10/7/2015 12:00	60204563030	Water	3	X	021
22	MW-65-201510	PS	10/7/2015 09:40	60204563031	Water	3	X	022
23	MW-32R-201510	PS	10/7/2015 17:20	60204563032	Water	3	X	023
24	ITMW-4-201510	PS	10/7/2015 13:30	60204563034	Water	3	X	024
25	ITMW-12-201510	PS	10/7/2015 15:30	60204563035	Water	3	X	025
26	ITMW-14-201510	PS	10/7/2015 13:10	60204563036	Water	3	X	026
27	ITMW-11-201510	PS	10/7/2015 11:10	60204563037	Water	3	X	027
28	ITMW-13-201510	PS	10/7/2015 09:10	60204563038	Water	3	X	028
29	MW-84-201510	PS	10/7/2015 17:50	60204563042	Water	3	X	029
30	ITMW-10-201510	PS	10/7/2015 17:10	60204563043	Water	3	X	030

Comments

Transfers	Released By	Date/Time	Received By	Date/Time
1	[signature]	10/8/15 (for)	Melvin McCaig PACE	~~10-8-15~~ 8:40
2				10-9-15 mm
3	4.8 °C			

Cooler Temperature on Receipt 3.8 °C	Custody Seal Y or	Received on Ice Y or	Samples Intact Y or N

****In order to maintain client confidentiality, location/name of the sampling site, sampler's name and signature may not be provided on this COC document. This chain of custody is considered complete as is since this information is available in the owner laboratory.*

Pace Analytical

Sample Condition Upon Receipt
Dallas

Client Name: Pace Kansas Project Work order: 4532159

Courier: FedEX ☑ UPS ☐ USPS ☐ Client ☐ Courier ☐ LSO ☐ PACE ☐ Other:_____

Tracking#: 6508 8159 8000 6508 8159 8010

Custody Seal on Cooler/Box: Yes ☑ No ☐ **Seals Intact:** Yes ☑ No ☐ NA ☐

Packing Material: Bubble Wrap ☐ Bubble Bags ☐ Foam ☑ None ☐ Other ☑

Thermometer Used: IR-01 Type of Ice: Wet ☑ Blue ☐ None ☐ Sample Received on ice, cooling process has begun ☑

Cooler Temp: 3.8°C 4.8°C (Temp should be above freezing to 6°C)

Chain of Custody Present	Yes ☑ No ☐ NA ☐	1
Chain of Custody filled out	Yes ☑ No ☐ NA ☐	2
Chain of Custody relinquished	Yes ☑ No ☐ NA ☐	3
Sampler name & signature on COC	Yes ☐ No ☑ NA ☐	4
Sample received within HT	Yes ☑ No ☐ NA ☐	5
Short HT analyses (<72 hrs)	Yes ☐ No ☑ NA ☐	6
Rush TAT requested	Yes ☐ No ☑ NA ☐	7
Sufficient Volume received	Yes ☑ No ☐ NA ☐	8
Correct Container used Pace Container used	Yes ☑ No ☐ NA ☐ Yes ☑ No ☐ NA ☐	9
Container Intact	Yes ☑ No ☐ NA ☐	10
Unpreserved 5035A soil frozen within 48 hrs	Yes ☐ No ☐ NA ☑	11
Filtered volume received for Dissolved tests	Yes ☐ No ☐ NA ☑	12
Sample labels match COC Include date/time/ID/analyses Matrix: WATER	Yes ☑ No ☐ NA ☐	13
All containers needing preservation have been checked	Yes ☐ No ☐ NA ☑	14a. Lot# of pH strip:_____ pH checked Yes ☐ No ☐ pH<2 ☐ pH>9 ☐ pH>12 ☐ Lot# of Iodine strip:_____ Lot# of Lead Acetate strip:_____
Do containers require preservation at the lab	Yes ☐ No ☐ NA ☑	14b. Preservation: Lot#:
All containers needing preservation are found to be in Compliance with EPA recommendation **Exception**: VOA, coliform, O&G	Yes ☑ No ☐	14c.
Are soil samples (volatiles) received in	Bulk ☐ Terracore ☐ EnCore ☐ NA ☑	15.
Trip Blank present Trip Blank Custody Seals Intact Pace Trip Blank Lot# (if purchased):_____	Yes ☐ No ☐ NA ☑ Yes ☐ No ☐ NA ☑	16.
Headspace in VOA (>6mm)	Yes ☐ No ☐ NA ☑	17.
Project sampled in USDA Regulated Area:	Yes ☐ No ☐ NA ☑	18. List State _____

Client Notification/Resolution/Comments:

Person Contacted:_____ Date:_____

Comments/Resolution:_____

Person Examining Contents: _____ Date: 10/9/15

Pace Analytical Services - Dallas

Sample Container Count-

OC PAGE 1 of 3

OC ID# _____

Pace Project # 4532159

ample ne Item	AG1S	AG1U	AG3S	BG1S	BP1U	BP2N	BP2S	BP2U	BP20	SP5T	VG9H	DG9M	VG9U	VG9W	WGFU	WGKU	BP3C	GN	WG2U	BP3S	DG9U			
1																					3			
2																					3			
3																					3			
4																					3			
5																					3			
6																					3			
7																					3			
8																					3			
9																					3			
10																					3			
11																					3			
12																					3			

Container Codes

AF	Air Filter	BP1A	1 liter NaOH, Asc Acid plastic	BP3S	250mL H2SO4 plastic	R	terra core kit
AG1H	1L HCL Amber Glass	BP1N	1 liter HNO3 plastic	BP3U	250mL unpreserved plastic	SP5T	120mL Coliform Na Thiosulfate
AG1S	1L H2SO4 Amber Glass	BP1S	1 liter H2SO4 plastic	BP3Z	250mL NaOH, Zn Ac plastic	SP5U	120mL Coliform unpreserved
AG1T	1L Sodium Thiosulfate Amber	BP1U	1 liter unpreserved plastic	C	Air Cassettes	VG9H	40mL HCL clear vial
AG1U	1L Unpreserved Amber Glass	BP1Z	1 liter NaOH, Zn, Ac	DG9B	40mL Na Bisulfate amber vial	VG9T	40mL Na Thio. clear vial
AG2N	500mL HNO3 amber glass	BP2A	500mL NaOH, Asc Acid plasti	DG9H	40mL HCL amber voa vial	VG9U	40mL unpreserved clear vial
AG2S	500mL H2SO4 amber glass	BP2N	500mL HNO3 plastic	DG9M	40mL MeOH clear vial	VG9W	40mL Unpreserved Tared
AG2U	500mL unpreserved amber glas	BP2O	500mL NaOH plastic	DG9P	40mL TSP amber vial	VSG	Headspace septa vial & HCL
AG3S	250mL H2SO4 glass amber	BP2S	500mL H2SO4 plastic	DG9S	40mL H2SO4 amber vial	WGFU	4oz clear soil jar
AG3U	250mL unpreserved amber glas	BP2U	500mL unpreserved plastic	DG9T	40mL Na Thio amber vial	WGFX	4oz wide jar w/hexane wipe
BG1H	1 liter HCL clear glass	BP2Z	500mL NaOH, Zn Ac	DG9U	40mL unpreserved amber vial	WGKU	8oz wide jar upreserved
BG1S	1 liter H2SO4 clear glass	BP3A	250mL NaOh, Asc Acid plastic	GN	General unpreserved	WG2U	2oz clear jar
BG1T	1 liter Na Thiosulfate clear gla	BP3C	250mL NaOH plastic	I	Wipe/Swab	ZPLC	Ziploc Bag
BG1U	1 liter unpreserved glass	BP3N	250mL HNO3 plastic	JGFU	4oz unpreserved amber wide	Other	Other

Pace Analytical Services - Dallas

Sample Container Count-

COC PAGE 2 of 3

COC ID# _____

Pace Project # 7532159

Sample Line Item	AG1S	AG1U	AG3S	BG1S	BP1U	BP2N	BP2S	BP2U	BP20	SP5T	VG9H	DG9M	VG9U	VG9W	WGFU	WGKU	BP3C	GN	WG2U	BP3S	DG9U			
1																					3			
2																					3			
3																					3			
4																					3			
5																					3			
6																					3			
7																					3			
8																					3			
9																					3			
10																					3			
11																					3			
12																					3			

Container Codes

AF	Air Filter	BP1A	1 liter NaOH, Asc Acid plastic	BP3S	250mL H2SO4 plastic	R	terra core kit
AG1H	1L HCL Amber Glass	BP1N	1 liter HNO3 plastic	BP3U	250mL unpreserved plastic	SP5T	120mL Coliform Na Thiosulfate
AG1S	1L H2SO4 Amber Glass	BP1S	1 liter H2SO4 plastic	BP3Z	250mL NaOH, Zn Ac plastic	SP5U	120mL Coliform unpreserved
AG1T	1L Sodium Thiosulfate Amber	BP1U	1 liter unpreserved plastic	C	Air Cassettes	VG9H	40mL HCL clear vial
AG1U	1L Unpreserved Amber Glass	BP1Z	1 liter NaOH, Zn, Ac	DG9B	40mL Na Bisulfate amber vial	VG9T	40mL Na Thio. clear vial
AG2N	500mL HNO3 amber glass	BP2A	500mL NaOH, Asc Acid plasti	DG9H	40mL HCL amber voa vial	VG9U	40mL unpreserved clear vial
AG2S	500mL H2SO4 amber glass	BP2N	500mL HNO3 plastic	DG9M	40mL MeOH clear vial	VG9W	40mL Unpreserved Tared
AG2U	500mL unpreserved amber glas	BP2O	500mL NaOH plastic	DG9P	40mL TSP amber vial	VSG	Headspace septa vial & HCL
AG3S	250mL H2SO4 glass amber	BP2S	500mL H2SO4 plastic	DG9S	40mL H2SO4 amber vial	WGFU	4oz clear soil jar
AG3U	250mL unpreserved amber glas	BP2U	500mL unpreserved plastic	DG9T	40mL Na Thio amber vial	WGFX	4oz wide jar w/hexane wipe
BG1H	1 liter HCL clear glass	BP2Z	500mL NaOH, Zn Ac	DG9U	40mL unpreserved amber vial	WGKU	8oz wide jar upreserved
BG1S	1 liter H2SO4 clear glass	BP3A	250mL NaOh, Asc Acid plastic	GN	General unpreserved	WG2U	2oz clear jar
BG1T	1 liter Na Thiosulfate clear gla	BP3C	250mL NaOH plastic	I	Wipe/Swab	ZPLC	Ziploc Bag
BG1U	1 liter unpreserved glass	BP3N	250mL HNO3 plastic	JGFU	4oz unpreserved amber wide	Other	Other

Pace Analytical Services - Dallas

Sample Container Count-

COC PAGE 3 of 3

COC ID# _____

Pace Project # 7532159

Sample Line Item	AG1S	AG1U	AG3S	BG1S	BP1U	BP2N	BP2S	BP2U	BP20	SP5T	VG9H	DG9M	VG9U	VG9W	WGFU	WGKU	BP3C	GN	WG2U	BP3S	DG9U			
1																					3			
2																					3			
3																					3			
4																					3			
5																					5			
6																					3			
7																								
8																								
9																								
10																								
11																								
12																								

Container Codes

AF	Air Filter	BP1A	1 liter NaOH, Asc Acid plastic	BP3S	250mL H2SO4 plastic	R	terra core kit
AG1H	1L HCL Amber Glass	BP1N	1 liter HNO3 plastic	BP3U	250mL unpreserved plastic	SP5T	120mL Coliform Na Thiosulfate
AG1S	1L H2SO4 Amber Glass	BP1S	1 liter H2SO4 plastic	BP3Z	250mL NaOH, Zn Ac plastic	SP5U	120mL Coliform unpreserved
AG1T	1L Sodium Thiosulfate Amber	BP1U	1 liter unpreserved plastic	C	Air Cassettes	VG9H	40mL HCL clear vial
AG1U	1L Unpreserved Amber Glass	BP1Z	1 liter NaOH, Zn, Ac	DG9B	40mL Na Bisulfate amber vial	VG9T	40mL Na Thio. clear vial
AG2N	500mL HNO3 amber glass	BP2A	500mL NaOH, Asc Acid plasti	DG9H	40mL HCL amber voa vial	VG9U	40mL unpreserved clear vial
AG2S	500mL H2SO4 amber glass	BP2N	500mL HNO3 plastic	DG9M	40mL MeOH clear vial	VG9W	40mL Unpreserved Tared
AG2U	500mL unpreserved amber glas	BP2O	500mL NaOH plastic	DG9P	40mL TSP amber vial	VSG	Headspace septa vial & HCL
AG3S	250mL H2SO4 glass amber	BP2S	500mL H2SO4 plastic	DG9S	40mL H2SO4 amber vial	WGFU	4oz clear soil jar
AG3U	250mL unpreserved amber glas	BP2U	500mL unpreserved plastic	DG9T	40mL Na Thio amber vial	WGFX	4oz wide jar w/hexane wipe
BG1H	1 liter HCL clear glass	BP2Z	500mL NaOH, Zn Ac	DG9U	40mL unpreserved amber vial	WGKU	8oz wide jar upreserved
BG1S	1 liter H2SO4 clear glass	BP3A	250mL NaOh, Asc Acid plastic	GN	General unpreserved	WG2U	2oz clear jar
BG1T	1 liter Na Thiosulfate clear gla	BP3C	250mL NaOH plastic	I	Wipe/Swab	ZPLC	Ziploc Bag
BG1U	1 liter unpreserved glass	BP3N	250mL HNO3 plastic	JGFU	4oz unpreserved amber wide	Other	Other

Pace Analytical Services, Inc.
9608 Loiret Blvd.
Lenexa, KS 66219
(913)599-5665

October 16, 2015

Wendy Stonestreet
Environ International Corporation
7500 College Blvd Ste 925
Overland Park, KS 66210

RE: Project: Fort Smith, AR
Pace Project No.: 60204621

Dear Wendy Stonestreet:
Enclosed are the analytical results for sample(s) received by the laboratory on October 08, 2015. The results relate only to the samples included in this report. Results reported herein conform to the most current TNI standards and the laboratory's Quality Assurance Manual, where applicable, unless otherwise noted in the body of the report.

If you have any questions concerning this report, please feel free to contact me.

Sincerely,

Colleen Clyne
colleen.clyne@pacelabs.com
Project Manager

Enclosures

cc: Tamara Gleason, ENVIRON International Corporation

This report shall not be reproduced, except in full,
without the written consent of Pace Analytical Services, Inc..

Pace Analytical Services, Inc.
9608 Loiret Blvd.
Lenexa, KS 66219
(913)599-5665

CERTIFICATIONS

Project: Fort Smith, AR
Pace Project No.: 60204621

Kansas Certification IDs
9608 Loiret Boulevard, Lenexa, KS 66219
WY STR Certification #: 2456.01
Arkansas Certification #: 15-016-0
Illinois Certification #: 003097
Iowa Certification #: 118
Kansas/NELAP Certification #: E-10116
Louisiana Certification #: 03055
Nevada Certification #: KS000212008A
Oklahoma Certification #: 9205/9935
Texas Certification #: T104704407
Utah Certification #: KS00021

This report shall not be reproduced, except in full,
without the written consent of Pace Analytical Services, Inc..

Pace Analytical Services, Inc.
9608 Loiret Blvd.
Lenexa, KS 66219
(913)599-5665

SAMPLE SUMMARY

Project: Fort Smith, AR
Pace Project No.: 60204621

Lab ID	Sample ID	Matrix	Date Collected	Date Received
60204621001	**MW-177-201510**	Water	10/06/15 10:55	10/08/15 10:45
60204621002	**MW-178-201510**	Water	10/07/15 15:20	10/08/15 10:45
60204621003	**MW-180-201510**	Water	10/07/15 16:30	10/08/15 10:45
60204621004	**VP-14-201510**	Water	10/07/15 16:35	10/08/15 10:45
60204621005	**VP-12-201510**	Water	10/07/15 16:50	10/08/15 10:45

REPORT OF LABORATORY ANALYSIS

This report shall not be reproduced, except in full,
without the written consent of Pace Analytical Services, Inc..

Pace Analytical Services, Inc.
9608 Loiret Blvd.
Lenexa, KS 66219
(913)599-5665

SAMPLE ANALYTE COUNT

Project: Fort Smith, AR
Pace Project No.: 60204621

Lab ID	Sample ID	Method	Analysts	Analytes Reported	Laboratory
60204621001	**MW-177-201510**	EPA 5030B/8260	PGH	38	PASI-K
60204621002	**MW-178-201510**	EPA 5030B/8260	PGH	38	PASI-K
60204621003	**MW-180-201510**	EPA 5030B/8260	PGH	38	PASI-K
60204621004	**VP-14-201510**	EPA 5030B/8260	PGH	38	PASI-K
60204621005	**VP-12-201510**	EPA 5030B/8260	PGH	38	PASI-K

REPORT OF LABORATORY ANALYSIS

This report shall not be reproduced, except in full,
without the written consent of Pace Analytical Services, Inc..

Pace Analytical Services, Inc.
9608 Loiret Blvd.
Lenexa, KS 66219
(913)599-5665

PROJECT NARRATIVE

Project: Fort Smith, AR
Pace Project No.: 60204621

Method: **EPA 5030B/8260**
Description: 8260 MSV
Client: Environ_AR
Date: October 16, 2015

General Information:
5 samples were analyzed for EPA 5030B/8260. All samples were received in acceptable condition with any exceptions noted below or on the chain-of custody and/or the sample condition upon receipt form (SCUR) attached at the end of this report.

Hold Time:
The samples were analyzed within the method required hold times with any exceptions noted below.

Initial Calibrations (including MS Tune as applicable):
All criteria were within method requirements with any exceptions noted below.

Continuing Calibration:
All criteria were within method requirements with any exceptions noted below.

Internal Standards:
All internal standards were within QC limits with any exceptions noted below.

Surrogates:
All surrogates were within QC limits with any exceptions noted below.

Method Blank:
All analytes were below the report limit in the method blank, where applicable, with any exceptions noted below.

QC Batch: MSV/72186

B: Analyte was detected in the associated method blank.
- BLANK for HBN 404233 [MSV/7218 (Lab ID: 1648882)
  - Chloromethane
  - Trichloroethene

Laboratory Control Spike:
All laboratory control spike compounds were within QC limits with any exceptions noted below.

QC Batch: MSV/72186

L0: Analyte recovery in the laboratory control sample (LCS) was outside QC limits.
- LCS (Lab ID: 1648883)
  - Acetone

Matrix Spikes:
All percent recoveries and relative percent differences (RPDs) were within acceptance criteria with any exceptions noted below.

QC Batch: MSV/72186

A matrix spike/matrix spike duplicate was not performed due to insufficient sample volume.

Additional Comments:

This data package has been reviewed for quality and completeness and is approved for release.

REPORT OF LABORATORY ANALYSIS

This report shall not be reproduced, except in full,
without the written consent of Pace Analytical Services, Inc..

Pace Analytical Services, Inc.
9608 Loiret Blvd.
Lenexa, KS 66219
(913)599-5665

ANALYTICAL RESULTS

Project: Fort Smith, AR
Pace Project No.: 60204621

Sample: MW-177-201510 **Lab ID: 60204621001** Collected: 10/06/15 10:55 Received: 10/08/15 10:45 Matrix: Water

Parameters	Results	Units	Report Limit	MDL	DF	Prepared	Analyzed	CAS No.	Qual
8260 MSV	Analytical Method: EPA 5030B/8260								
Acetone	ND	ug/L	10.0	1.9	1		10/12/15 22:41	67-64-1	L3
Benzene	ND	ug/L	1.0	0.060	1		10/12/15 22:41	71-43-2	
Bromodichloromethane	ND	ug/L	1.0	0.19	1		10/12/15 22:41	75-27-4	
Bromoform	ND	ug/L	1.0	0.070	1		10/12/15 22:41	75-25-2	
Bromomethane	ND	ug/L	5.0	0.16	1		10/12/15 22:41	74-83-9	
2-Butanone (MEK)	ND	ug/L	10.0	0.59	1		10/12/15 22:41	78-93-3	
Carbon disulfide	ND	ug/L	5.0	0.12	1		10/12/15 22:41	75-15-0	
Carbon tetrachloride	ND	ug/L	1.0	0.18	1		10/12/15 22:41	56-23-5	
Chlorobenzene	ND	ug/L	1.0	0.21	1		10/12/15 22:41	108-90-7	
Chloroethane	ND	ug/L	1.0	0.15	1		10/12/15 22:41	75-00-3	
Chloroform	**0.23J**	ug/L	1.0	0.14	1		10/12/15 22:41	67-66-3	
Chloromethane	**0.21J**	ug/L	1.0	0.080	1		10/12/15 22:41	74-87-3	B
Dibromochloromethane	ND	ug/L	1.0	0.21	1		10/12/15 22:41	124-48-1	
1,1-Dichloroethane	ND	ug/L	1.0	0.050	1		10/12/15 22:41	75-34-3	
1,2-Dichloroethane	ND	ug/L	1.0	0.12	1		10/12/15 22:41	107-06-2	
1,1-Dichloroethene	ND	ug/L	1.0	0.20	1		10/12/15 22:41	75-35-4	
cis-1,2-Dichloroethene	ND	ug/L	1.0	0.080	1		10/12/15 22:41	156-59-2	
trans-1,2-Dichloroethene	ND	ug/L	1.0	0.20	1		10/12/15 22:41	156-60-5	
1,2-Dichloropropane	ND	ug/L	1.0	0.16	1		10/12/15 22:41	78-87-5	
cis-1,3-Dichloropropene	ND	ug/L	1.0	0.14	1		10/12/15 22:41	10061-01-5	
trans-1,3-Dichloropropene	ND	ug/L	1.0	0.12	1		10/12/15 22:41	10061-02-6	
Ethylbenzene	ND	ug/L	1.0	0.18	1		10/12/15 22:41	100-41-4	
2-Hexanone	ND	ug/L	10.0	1.2	1		10/12/15 22:41	591-78-6	
Methylene chloride	ND	ug/L	1.0	0.15	1		10/12/15 22:41	75-09-2	
4-Methyl-2-pentanone (MIBK)	ND	ug/L	10.0	0.42	1		10/12/15 22:41	108-10-1	
Styrene	ND	ug/L	1.0	0.12	1		10/12/15 22:41	100-42-5	
1,1,2,2-Tetrachloroethane	ND	ug/L	1.0	0.15	1		10/12/15 22:41	79-34-5	
Tetrachloroethene	ND	ug/L	1.0	0.10	1		10/12/15 22:41	127-18-4	
Toluene	ND	ug/L	1.0	0.17	1		10/12/15 22:41	108-88-3	
1,1,1-Trichloroethane	ND	ug/L	1.0	0.11	1		10/12/15 22:41	71-55-6	
1,1,2-Trichloroethane	ND	ug/L	1.0	0.20	1		10/12/15 22:41	79-00-5	
Trichloroethene	**0.25J**	ug/L	1.0	0.17	1		10/12/15 22:41	79-01-6	B
Vinyl chloride	ND	ug/L	1.0	0.13	1		10/12/15 22:41	75-01-4	
Xylene (Total)	ND	ug/L	3.0	0.42	1		10/12/15 22:41	1330-20-7	
Surrogates									
4-Bromofluorobenzene (S)	97	%	80-120		1		10/12/15 22:41	460-00-4	
1,2-Dichloroethane-d4 (S)	100	%	80-120		1		10/12/15 22:41	17060-07-0	
Toluene-d8 (S)	100	%	80-120		1		10/12/15 22:41	2037-26-5	
Preservation pH	**1.0**		0.10	0.10	1		10/12/15 22:41		

REPORT OF LABORATORY ANALYSIS

This report shall not be reproduced, except in full,
without the written consent of Pace Analytical Services, Inc..

Pace Analytical Services, Inc.
9608 Loiret Blvd.
Lenexa, KS 66219
(913)599-5665

ANALYTICAL RESULTS

Project: Fort Smith, AR
Pace Project No.: 60204621

Sample: MW-178-201510 **Lab ID: 60204621002** Collected: 10/07/15 15:20 Received: 10/08/15 10:45 Matrix: Water

Parameters	Results	Units	Report Limit	MDL	DF	Prepared	Analyzed	CAS No.	Qual
8260 MSV	Analytical Method: EPA 5030B/8260								
Acetone	ND	ug/L	10.0	1.9	1		10/12/15 22:55	67-64-1	L3
Benzene	**0.26J**	ug/L	1.0	0.060	1		10/12/15 22:55	71-43-2	
Bromodichloromethane	ND	ug/L	1.0	0.19	1		10/12/15 22:55	75-27-4	
Bromoform	ND	ug/L	1.0	0.070	1		10/12/15 22:55	75-25-2	
Bromomethane	ND	ug/L	5.0	0.16	1		10/12/15 22:55	74-83-9	
2-Butanone (MEK)	ND	ug/L	10.0	0.59	1		10/12/15 22:55	78-93-3	
Carbon disulfide	ND	ug/L	5.0	0.12	1		10/12/15 22:55	75-15-0	
Carbon tetrachloride	ND	ug/L	1.0	0.18	1		10/12/15 22:55	56-23-5	
Chlorobenzene	ND	ug/L	1.0	0.21	1		10/12/15 22:55	108-90-7	
Chloroethane	ND	ug/L	1.0	0.15	1		10/12/15 22:55	75-00-3	
Chloroform	ND	ug/L	1.0	0.14	1		10/12/15 22:55	67-66-3	
Chloromethane	**0.10J**	ug/L	1.0	0.080	1		10/12/15 22:55	74-87-3	B
Dibromochloromethane	ND	ug/L	1.0	0.21	1		10/12/15 22:55	124-48-1	
1,1-Dichloroethane	ND	ug/L	1.0	0.050	1		10/12/15 22:55	75-34-3	
1,2-Dichloroethane	ND	ug/L	1.0	0.12	1		10/12/15 22:55	107-06-2	
1,1-Dichloroethene	ND	ug/L	1.0	0.20	1		10/12/15 22:55	75-35-4	
cis-1,2-Dichloroethene	**1.4**	ug/L	1.0	0.080	1		10/12/15 22:55	156-59-2	
trans-1,2-Dichloroethene	ND	ug/L	1.0	0.20	1		10/12/15 22:55	156-60-5	
1,2-Dichloropropane	ND	ug/L	1.0	0.16	1		10/12/15 22:55	78-87-5	
cis-1,3-Dichloropropene	ND	ug/L	1.0	0.14	1		10/12/15 22:55	10061-01-5	
trans-1,3-Dichloropropene	ND	ug/L	1.0	0.12	1		10/12/15 22:55	10061-02-6	
Ethylbenzene	ND	ug/L	1.0	0.18	1		10/12/15 22:55	100-41-4	
2-Hexanone	ND	ug/L	10.0	1.2	1		10/12/15 22:55	591-78-6	
Methylene chloride	ND	ug/L	1.0	0.15	1		10/12/15 22:55	75-09-2	
4-Methyl-2-pentanone (MIBK)	ND	ug/L	10.0	0.42	1		10/12/15 22:55	108-10-1	
Styrene	ND	ug/L	1.0	0.12	1		10/12/15 22:55	100-42-5	
1,1,2,2-Tetrachloroethane	ND	ug/L	1.0	0.15	1		10/12/15 22:55	79-34-5	
Tetrachloroethene	ND	ug/L	1.0	0.10	1		10/12/15 22:55	127-18-4	
Toluene	ND	ug/L	1.0	0.17	1		10/12/15 22:55	108-88-3	
1,1,1-Trichloroethane	ND	ug/L	1.0	0.11	1		10/12/15 22:55	71-55-6	
1,1,2-Trichloroethane	ND	ug/L	1.0	0.20	1		10/12/15 22:55	79-00-5	
Trichloroethene	**5.8**	ug/L	1.0	0.17	1		10/12/15 22:55	79-01-6	
Vinyl chloride	ND	ug/L	1.0	0.13	1		10/12/15 22:55	75-01-4	
Xylene (Total)	ND	ug/L	3.0	0.42	1		10/12/15 22:55	1330-20-7	
Surrogates									
4-Bromofluorobenzene (S)	96	%	80-120		1		10/12/15 22:55	460-00-4	
1,2-Dichloroethane-d4 (S)	94	%	80-120		1		10/12/15 22:55	17060-07-0	
Toluene-d8 (S)	101	%	80-120		1		10/12/15 22:55	2037-26-5	
Preservation pH	**1.0**		0.10	0.10	1		10/12/15 22:55		

REPORT OF LABORATORY ANALYSIS

This report shall not be reproduced, except in full,
without the written consent of Pace Analytical Services, Inc..

Pace Analytical Services, Inc.
9608 Loiret Blvd.
Lenexa, KS 66219
(913)599-5665

ANALYTICAL RESULTS

Project: Fort Smith, AR
Pace Project No.: 60204621

Sample: MW-180-201510 **Lab ID: 60204621003** Collected: 10/07/15 16:30 Received: 10/08/15 10:45 Matrix: Water

Parameters	Results	Units	Report Limit	MDL	DF	Prepared	Analyzed	CAS No.	Qual
8260 MSV	Analytical Method: EPA 5030B/8260								
Acetone	ND	ug/L	10.0	1.9	1		10/12/15 23:10	67-64-1	L3
Benzene	ND	ug/L	1.0	0.060	1		10/12/15 23:10	71-43-2	
Bromodichloromethane	ND	ug/L	1.0	0.19	1		10/12/15 23:10	75-27-4	
Bromoform	ND	ug/L	1.0	0.070	1		10/12/15 23:10	75-25-2	
Bromomethane	ND	ug/L	5.0	0.16	1		10/12/15 23:10	74-83-9	
2-Butanone (MEK)	ND	ug/L	10.0	0.59	1		10/12/15 23:10	78-93-3	
Carbon disulfide	ND	ug/L	5.0	0.12	1		10/12/15 23:10	75-15-0	
Carbon tetrachloride	ND	ug/L	1.0	0.18	1		10/12/15 23:10	56-23-5	
Chlorobenzene	ND	ug/L	1.0	0.21	1		10/12/15 23:10	108-90-7	
Chloroethane	ND	ug/L	1.0	0.15	1		10/12/15 23:10	75-00-3	
Chloroform	ND	ug/L	1.0	0.14	1		10/12/15 23:10	67-66-3	
Chloromethane	**0.12J**	ug/L	1.0	0.080	1		10/12/15 23:10	74-87-3	B
Dibromochloromethane	ND	ug/L	1.0	0.21	1		10/12/15 23:10	124-48-1	
1,1-Dichloroethane	ND	ug/L	1.0	0.050	1		10/12/15 23:10	75-34-3	
1,2-Dichloroethane	ND	ug/L	1.0	0.12	1		10/12/15 23:10	107-06-2	
1,1-Dichloroethene	**0.24J**	ug/L	1.0	0.20	1		10/12/15 23:10	75-35-4	
cis-1,2-Dichloroethene	**3.0**	ug/L	1.0	0.080	1		10/12/15 23:10	156-59-2	
trans-1,2-Dichloroethene	**0.43J**	ug/L	1.0	0.20	1		10/12/15 23:10	156-60-5	
1,2-Dichloropropane	ND	ug/L	1.0	0.16	1		10/12/15 23:10	78-87-5	
cis-1,3-Dichloropropene	ND	ug/L	1.0	0.14	1		10/12/15 23:10	10061-01-5	
trans-1,3-Dichloropropene	ND	ug/L	1.0	0.12	1		10/12/15 23:10	10061-02-6	
Ethylbenzene	ND	ug/L	1.0	0.18	1		10/12/15 23:10	100-41-4	
2-Hexanone	ND	ug/L	10.0	1.2	1		10/12/15 23:10	591-78-6	
Methylene chloride	ND	ug/L	1.0	0.15	1		10/12/15 23:10	75-09-2	
4-Methyl-2-pentanone (MIBK)	ND	ug/L	10.0	0.42	1		10/12/15 23:10	108-10-1	
Styrene	ND	ug/L	1.0	0.12	1		10/12/15 23:10	100-42-5	
1,1,2,2-Tetrachloroethane	ND	ug/L	1.0	0.15	1		10/12/15 23:10	79-34-5	
Tetrachloroethene	ND	ug/L	1.0	0.10	1		10/12/15 23:10	127-18-4	
Toluene	ND	ug/L	1.0	0.17	1		10/12/15 23:10	108-88-3	
1,1,1-Trichloroethane	ND	ug/L	1.0	0.11	1		10/12/15 23:10	71-55-6	
1,1,2-Trichloroethane	ND	ug/L	1.0	0.20	1		10/12/15 23:10	79-00-5	
Trichloroethene	**18.5**	ug/L	1.0	0.17	1		10/12/15 23:10	79-01-6	
Vinyl chloride	ND	ug/L	1.0	0.13	1		10/12/15 23:10	75-01-4	
Xylene (Total)	ND	ug/L	3.0	0.42	1		10/12/15 23:10	1330-20-7	
Surrogates									
4-Bromofluorobenzene (S)	98	%	80-120		1		10/12/15 23:10	460-00-4	
1,2-Dichloroethane-d4 (S)	96	%	80-120		1		10/12/15 23:10	17060-07-0	
Toluene-d8 (S)	100	%	80-120		1		10/12/15 23:10	2037-26-5	
Preservation pH	**1.0**		0.10	0.10	1		10/12/15 23:10		

REPORT OF LABORATORY ANALYSIS

This report shall not be reproduced, except in full,
without the written consent of Pace Analytical Services, Inc..

Pace Analytical Services, Inc.
9608 Loiret Blvd.
Lenexa, KS 66219
(913)599-5665

ANALYTICAL RESULTS

Project: Fort Smith, AR
Pace Project No.: 60204621

Sample: VP-14-201510 **Lab ID: 60204621004** Collected: 10/07/15 16:35 Received: 10/08/15 10:45 Matrix: Water

Parameters	Results	Units	Report Limit	MDL	DF	Prepared	Analyzed	CAS No.	Qual
8260 MSV	Analytical Method: EPA 5030B/8260								
Acetone	ND	ug/L	10.0	1.9	1		10/12/15 23:24	67-64-1	L3
Benzene	ND	ug/L	1.0	0.060	1		10/12/15 23:24	71-43-2	
Bromodichloromethane	ND	ug/L	1.0	0.19	1		10/12/15 23:24	75-27-4	
Bromoform	ND	ug/L	1.0	0.070	1		10/12/15 23:24	75-25-2	
Bromomethane	ND	ug/L	5.0	0.16	1		10/12/15 23:24	74-83-9	
2-Butanone (MEK)	ND	ug/L	10.0	0.59	1		10/12/15 23:24	78-93-3	
Carbon disulfide	ND	ug/L	5.0	0.12	1		10/12/15 23:24	75-15-0	
Carbon tetrachloride	ND	ug/L	1.0	0.18	1		10/12/15 23:24	56-23-5	
Chlorobenzene	ND	ug/L	1.0	0.21	1		10/12/15 23:24	108-90-7	
Chloroethane	ND	ug/L	1.0	0.15	1		10/12/15 23:24	75-00-3	
Chloroform	**0.90J**	ug/L	1.0	0.14	1		10/12/15 23:24	67-66-3	
Chloromethane	ND	ug/L	1.0	0.080	1		10/12/15 23:24	74-87-3	
Dibromochloromethane	ND	ug/L	1.0	0.21	1		10/12/15 23:24	124-48-1	
1,1-Dichloroethane	ND	ug/L	1.0	0.050	1		10/12/15 23:24	75-34-3	
1,2-Dichloroethane	ND	ug/L	1.0	0.12	1		10/12/15 23:24	107-06-2	
1,1-Dichloroethene	**0.57J**	ug/L	1.0	0.20	1		10/12/15 23:24	75-35-4	
cis-1,2-Dichloroethene	**2.3**	ug/L	1.0	0.080	1		10/12/15 23:24	156-59-2	
trans-1,2-Dichloroethene	ND	ug/L	1.0	0.20	1		10/12/15 23:24	156-60-5	
1,2-Dichloropropane	ND	ug/L	1.0	0.16	1		10/12/15 23:24	78-87-5	
cis-1,3-Dichloropropene	ND	ug/L	1.0	0.14	1		10/12/15 23:24	10061-01-5	
trans-1,3-Dichloropropene	ND	ug/L	1.0	0.12	1		10/12/15 23:24	10061-02-6	
Ethylbenzene	ND	ug/L	1.0	0.18	1		10/12/15 23:24	100-41-4	
2-Hexanone	ND	ug/L	10.0	1.2	1		10/12/15 23:24	591-78-6	
Methylene chloride	ND	ug/L	1.0	0.15	1		10/12/15 23:24	75-09-2	
4-Methyl-2-pentanone (MIBK)	ND	ug/L	10.0	0.42	1		10/12/15 23:24	108-10-1	
Styrene	ND	ug/L	1.0	0.12	1		10/12/15 23:24	100-42-5	
1,1,2,2-Tetrachloroethane	ND	ug/L	1.0	0.15	1		10/12/15 23:24	79-34-5	
Tetrachloroethene	ND	ug/L	1.0	0.10	1		10/12/15 23:24	127-18-4	
Toluene	ND	ug/L	1.0	0.17	1		10/12/15 23:24	108-88-3	
1,1,1-Trichloroethane	ND	ug/L	1.0	0.11	1		10/12/15 23:24	71-55-6	
1,1,2-Trichloroethane	ND	ug/L	1.0	0.20	1		10/12/15 23:24	79-00-5	
Trichloroethene	**59.3**	ug/L	1.0	0.17	1		10/12/15 23:24	79-01-6	
Vinyl chloride	ND	ug/L	1.0	0.13	1		10/12/15 23:24	75-01-4	
Xylene (Total)	ND	ug/L	3.0	0.42	1		10/12/15 23:24	1330-20-7	
Surrogates									
4-Bromofluorobenzene (S)	96	%	80-120		1		10/12/15 23:24	460-00-4	
1,2-Dichloroethane-d4 (S)	97	%	80-120		1		10/12/15 23:24	17060-07-0	
Toluene-d8 (S)	100	%	80-120		1		10/12/15 23:24	2037-26-5	
Preservation pH	**1.0**		0.10	0.10	1		10/12/15 23:24		

REPORT OF LABORATORY ANALYSIS

This report shall not be reproduced, except in full,
without the written consent of Pace Analytical Services, Inc..

Pace Analytical Services, Inc.
9608 Loiret Blvd.
Lenexa, KS 66219
(913)599-5665

ANALYTICAL RESULTS

Project: Fort Smith, AR
Pace Project No.: 60204621

Sample: VP-12-201510 **Lab ID: 60204621005** Collected: 10/07/15 16:50 Received: 10/08/15 10:45 Matrix: Water

Parameters	Results	Units	Report Limit	MDL	DF	Prepared	Analyzed	CAS No.	Qual
8260 MSV	Analytical Method: EPA 5030B/8260								
Acetone	**2.0J**	ug/L	10.0	1.9	1		10/12/15 23:38	67-64-1	L1
Benzene	ND	ug/L	1.0	0.060	1		10/12/15 23:38	71-43-2	
Bromodichloromethane	ND	ug/L	1.0	0.19	1		10/12/15 23:38	75-27-4	
Bromoform	ND	ug/L	1.0	0.070	1		10/12/15 23:38	75-25-2	
Bromomethane	ND	ug/L	5.0	0.16	1		10/12/15 23:38	74-83-9	
2-Butanone (MEK)	ND	ug/L	10.0	0.59	1		10/12/15 23:38	78-93-3	
Carbon disulfide	**0.26J**	ug/L	5.0	0.12	1		10/12/15 23:38	75-15-0	
Carbon tetrachloride	ND	ug/L	1.0	0.18	1		10/12/15 23:38	56-23-5	
Chlorobenzene	ND	ug/L	1.0	0.21	1		10/12/15 23:38	108-90-7	
Chloroethane	ND	ug/L	1.0	0.15	1		10/12/15 23:38	75-00-3	
Chloroform	**0.44J**	ug/L	1.0	0.14	1		10/12/15 23:38	67-66-3	
Chloromethane	ND	ug/L	1.0	0.080	1		10/12/15 23:38	74-87-3	
Dibromochloromethane	ND	ug/L	1.0	0.21	1		10/12/15 23:38	124-48-1	
1,1-Dichloroethane	ND	ug/L	1.0	0.050	1		10/12/15 23:38	75-34-3	
1,2-Dichloroethane	ND	ug/L	1.0	0.12	1		10/12/15 23:38	107-06-2	
1,1-Dichloroethene	ND	ug/L	1.0	0.20	1		10/12/15 23:38	75-35-4	
cis-1,2-Dichloroethene	ND	ug/L	1.0	0.080	1		10/12/15 23:38	156-59-2	
trans-1,2-Dichloroethene	ND	ug/L	1.0	0.20	1		10/12/15 23:38	156-60-5	
1,2-Dichloropropane	ND	ug/L	1.0	0.16	1		10/12/15 23:38	78-87-5	
cis-1,3-Dichloropropene	ND	ug/L	1.0	0.14	1		10/12/15 23:38	10061-01-5	
trans-1,3-Dichloropropene	ND	ug/L	1.0	0.12	1		10/12/15 23:38	10061-02-6	
Ethylbenzene	ND	ug/L	1.0	0.18	1		10/12/15 23:38	100-41-4	
2-Hexanone	ND	ug/L	10.0	1.2	1		10/12/15 23:38	591-78-6	
Methylene chloride	ND	ug/L	1.0	0.15	1		10/12/15 23:38	75-09-2	
4-Methyl-2-pentanone (MIBK)	ND	ug/L	10.0	0.42	1		10/12/15 23:38	108-10-1	
Styrene	ND	ug/L	1.0	0.12	1		10/12/15 23:38	100-42-5	
1,1,2,2-Tetrachloroethane	ND	ug/L	1.0	0.15	1		10/12/15 23:38	79-34-5	
Tetrachloroethene	ND	ug/L	1.0	0.10	1		10/12/15 23:38	127-18-4	
Toluene	ND	ug/L	1.0	0.17	1		10/12/15 23:38	108-88-3	
1,1,1-Trichloroethane	ND	ug/L	1.0	0.11	1		10/12/15 23:38	71-55-6	
1,1,2-Trichloroethane	ND	ug/L	1.0	0.20	1		10/12/15 23:38	79-00-5	
Trichloroethene	**0.39J**	ug/L	1.0	0.17	1		10/12/15 23:38	79-01-6	B
Vinyl chloride	ND	ug/L	1.0	0.13	1		10/12/15 23:38	75-01-4	
Xylene (Total)	ND	ug/L	3.0	0.42	1		10/12/15 23:38	1330-20-7	
Surrogates									
4-Bromofluorobenzene (S)	97	%	80-120		1		10/12/15 23:38	460-00-4	
1,2-Dichloroethane-d4 (S)	97	%	80-120		1		10/12/15 23:38	17060-07-0	
Toluene-d8 (S)	99	%	80-120		1		10/12/15 23:38	2037-26-5	
Preservation pH	**1.0**		0.10	0.10	1		10/12/15 23:38		

REPORT OF LABORATORY ANALYSIS

This report shall not be reproduced, except in full,
without the written consent of Pace Analytical Services, Inc..

Pace Analytical Services, Inc.
9608 Loiret Blvd.
Lenexa, KS 66219
(913)599-5665

QUALITY CONTROL DATA

Project: Fort Smith, AR
Pace Project No.: 60204621

QC Batch: MSV/72186 Analysis Method: EPA 5030B/8260
QC Batch Method: EPA 5030B/8260 Analysis Description: 8260 MSV Water 10 mL Purge
Associated Lab Samples: 60204621001, 60204621002, 60204621003, 60204621004, 60204621005

METHOD BLANK: 1648882 Matrix: Water
Associated Lab Samples: 60204621001, 60204621002, 60204621003, 60204621004, 60204621005

Parameter	Units	Blank Result	Reporting Limit	Analyzed	Qualifiers
1,1,1-Trichloroethane	ug/L	ND	1.0	10/12/15 21:29	
1,1,2,2-Tetrachloroethane	ug/L	ND	1.0	10/12/15 21:29	
1,1,2-Trichloroethane	ug/L	ND	1.0	10/12/15 21:29	
1,1-Dichloroethane	ug/L	ND	1.0	10/12/15 21:29	
1,1-Dichloroethene	ug/L	ND	1.0	10/12/15 21:29	
1,2-Dichloroethane	ug/L	ND	1.0	10/12/15 21:29	
1,2-Dichloropropane	ug/L	ND	1.0	10/12/15 21:29	
2-Butanone (MEK)	ug/L	ND	10.0	10/12/15 21:29	
2-Hexanone	ug/L	ND	10.0	10/12/15 21:29	
4-Methyl-2-pentanone (MIBK)	ug/L	ND	10.0	10/12/15 21:29	
Acetone	ug/L	ND	10.0	10/12/15 21:29	
Benzene	ug/L	ND	1.0	10/12/15 21:29	
Bromodichloromethane	ug/L	ND	1.0	10/12/15 21:29	
Bromoform	ug/L	ND	1.0	10/12/15 21:29	
Bromomethane	ug/L	ND	5.0	10/12/15 21:29	
Carbon disulfide	ug/L	ND	5.0	10/12/15 21:29	
Carbon tetrachloride	ug/L	ND	1.0	10/12/15 21:29	
Chlorobenzene	ug/L	ND	1.0	10/12/15 21:29	
Chloroethane	ug/L	ND	1.0	10/12/15 21:29	
Chloroform	ug/L	ND	1.0	10/12/15 21:29	
Chloromethane	ug/L	0.080J	1.0	10/12/15 21:29	
cis-1,2-Dichloroethene	ug/L	ND	1.0	10/12/15 21:29	
cis-1,3-Dichloropropene	ug/L	ND	1.0	10/12/15 21:29	
Dibromochloromethane	ug/L	ND	1.0	10/12/15 21:29	
Ethylbenzene	ug/L	ND	1.0	10/12/15 21:29	
Methylene chloride	ug/L	ND	1.0	10/12/15 21:29	
Styrene	ug/L	ND	1.0	10/12/15 21:29	
Tetrachloroethene	ug/L	ND	1.0	10/12/15 21:29	
Toluene	ug/L	ND	1.0	10/12/15 21:29	
trans-1,2-Dichloroethene	ug/L	ND	1.0	10/12/15 21:29	
trans-1,3-Dichloropropene	ug/L	ND	1.0	10/12/15 21:29	
Trichloroethene	ug/L	0.37J	1.0	10/12/15 21:29	
Vinyl chloride	ug/L	ND	1.0	10/12/15 21:29	
Xylene (Total)	ug/L	ND	3.0	10/12/15 21:29	
1,2-Dichloroethane-d4 (S)	%	99	80-120	10/12/15 21:29	
4-Bromofluorobenzene (S)	%	100	80-120	10/12/15 21:29	
Toluene-d8 (S)	%	101	80-120	10/12/15 21:29	

Results presented on this page are in the units indicated by the "Units" column except where an alternate unit is presented to the right of the result.

REPORT OF LABORATORY ANALYSIS

This report shall not be reproduced, except in full,
without the written consent of Pace Analytical Services, Inc..

Pace Analytical Services, Inc.
9608 Loiret Blvd.
Lenexa, KS 66219
(913)599-5665

QUALITY CONTROL DATA

Project: Fort Smith, AR
Pace Project No.: 60204621

LABORATORY CONTROL SAMPLE: 1648883

Parameter	Units	Spike Conc.	LCS Result	LCS % Rec	% Rec Limits	Qualifiers
1,1,1-Trichloroethane	ug/L	20	18.3	92	80-120	
1,1,2,2-Tetrachloroethane	ug/L	20	17.0	85	73-121	
1,1,2-Trichloroethane	ug/L	20	18.0	90	80-120	
1,1-Dichloroethane	ug/L	20	18.5	92	80-120	
1,1-Dichloroethene	ug/L	20	18.6	93	80-120	
1,2-Dichloroethane	ug/L	20	17.7	89	81-120	
1,2-Dichloropropane	ug/L	20	18.1	91	80-120	
2-Butanone (MEK)	ug/L	100	110	110	67-122	
2-Hexanone	ug/L	100	110	110	75-121	
4-Methyl-2-pentanone (MIBK)	ug/L	100	92.3	92	76-120	
Acetone	ug/L	100	122	122	72-120	L0
Benzene	ug/L	20	19.0	95	80-120	
Bromodichloromethane	ug/L	20	17.8	89	80-120	
Bromoform	ug/L	20	18.0	90	73-138	
Bromomethane	ug/L	20	24.1	120	38-137	
Carbon disulfide	ug/L	20	20.2	101	71-129	
Carbon tetrachloride	ug/L	20	18.2	91	67-146	
Chlorobenzene	ug/L	20	18.7	93	80-120	
Chloroethane	ug/L	20	18.9	94	76-120	
Chloroform	ug/L	20	16.9	85	80-120	
Chloromethane	ug/L	20	16.5	83	34-165	
cis-1,2-Dichloroethene	ug/L	20	18.0	90	80-120	
cis-1,3-Dichloropropene	ug/L	20	17.7	89	80-120	
Dibromochloromethane	ug/L	20	18.7	93	80-126	
Ethylbenzene	ug/L	20	19.0	95	80-120	
Methylene chloride	ug/L	20	20.1	100	80-120	
Styrene	ug/L	20	19.8	99	80-123	
Tetrachloroethene	ug/L	20	19.1	96	80-123	
Toluene	ug/L	20	18.9	95	80-120	
trans-1,2-Dichloroethene	ug/L	20	17.5	88	80-120	
trans-1,3-Dichloropropene	ug/L	20	18.8	94	80-129	
Trichloroethene	ug/L	20	17.8	89	80-120	
Vinyl chloride	ug/L	20	19.3	96	62-125	
Xylene (Total)	ug/L	60	57.5	96	80-120	
1,2-Dichloroethane-d4 (S)	%			96	80-120	
4-Bromofluorobenzene (S)	%			98	80-120	
Toluene-d8 (S)	%			104	80-120	

Results presented on this page are in the units indicated by the "Units" column except where an alternate unit is presented to the right of the result.

REPORT OF LABORATORY ANALYSIS

This report shall not be reproduced, except in full,
without the written consent of Pace Analytical Services, Inc..

Pace Analytical Services, Inc.
9608 Loiret Blvd.
Lenexa, KS 66219
(913)599-5665

QUALIFIERS

Project: Fort Smith, AR
Pace Project No.: 60204621

DEFINITIONS

DF - Dilution Factor, if reported, represents the factor applied to the reported data due to dilution of the sample aliquot.

ND - Not Detected at or above adjusted reporting limit.

J - Estimated concentration above the adjusted method detection limit and below the adjusted reporting limit.

MDL - Adjusted Method Detection Limit.

PQL - Practical Quantitation Limit.

RL - Reporting Limit.

S - Surrogate

1,2-Diphenylhydrazine decomposes to and cannot be separated from Azobenzene using Method 8270. The result for each analyte is a combined concentration.

Consistent with EPA guidelines, unrounded data are displayed and have been used to calculate % recovery and RPD values.

LCS(D) - Laboratory Control Sample (Duplicate)

MS(D) - Matrix Spike (Duplicate)

DUP - Sample Duplicate

RPD - Relative Percent Difference

NC - Not Calculable.

SG - Silica Gel - Clean-Up

U - Indicates the compound was analyzed for, but not detected.

N-Nitrosodiphenylamine decomposes and cannot be separated from Diphenylamine using Method 8270. The result reported for each analyte is a combined concentration.

Pace Analytical is TNI accredited. Contact your Pace PM for the current list of accredited analytes.

TNI - The NELAC Institute.

LABORATORIES

PASI-K	Pace Analytical Services - Kansas City

BATCH QUALIFIERS

Batch: MSV/72186

[M5]	A matrix spike/matrix spike duplicate was not performed for this batch due to insufficient sample volume.

ANALYTE QUALIFIERS

B	Analyte was detected in the associated method blank.
L0	Analyte recovery in the laboratory control sample (LCS) was outside QC limits.
L1	Analyte recovery in the laboratory control sample (LCS) was above QC limits. Results for this analyte in associated samples may be biased high.
L3	Analyte recovery in the laboratory control sample (LCS) exceeded QC limits. Analyte presence below reporting limits in associated samples. Results unaffected by high bias.

This report shall not be reproduced, except in full,
without the written consent of Pace Analytical Services, Inc..

Pace Analytical Services, Inc.
9608 Loiret Blvd.
Lenexa, KS 66219
(913)599-5665

QUALITY CONTROL DATA CROSS REFERENCE TABLE

Project: Fort Smith, AR
Pace Project No.: 60204621

Lab ID	Sample ID	QC Batch Method	QC Batch	Analytical Method	Analytical Batch
60204621001	**MW-177-201510**	EPA 5030B/8260	MSV/72186		
60204621002	**MW-178-201510**	EPA 5030B/8260	MSV/72186		
60204621003	**MW-180-201510**	EPA 5030B/8260	MSV/72186		
60204621004	**VP-14-201510**	EPA 5030B/8260	MSV/72186		
60204621005	**VP-12-201510**	EPA 5030B/8260	MSV/72186		

This report shall not be reproduced, except in full,
without the written consent of Pace Analytical Services, Inc..

Pace Analytical®
www.pacelabs.com

Sample Condition Upon Receipt

WO# : 60204621

60204621

Client Name: Environ

Optional
Proj Due Date:
Proj Name:

Courier: FedEx ☐ UPS ☐ VIA ☑ Clay ☐ PEX ☐ ECI ☐ Pace ☐ Other ☐ Client ☐

Tracking #: _____ Pace Shipping Label Used? Yes ☐ No ☑

Custody Seal on Cooler/Box Present: Yes ☑ No ☐ Seals intact: Yes ☑ No ☐

Packing Material: Bubble Wrap ☐ Bubble Bags ☐ Foam ☑ None ☐ Other ☐

Thermometer Used: CF +0.6 T-239 / ~~CF +0.6 T-262~~ **Type of Ice:** Wet (circle one) Blue None ☐ Samples received on ice, cooling process has begun.

Cooler Temperature: 2.2

Date and initials of person examining contents: pw 10/8/15

Temperature should be above freezing to 6°C

Chain of Custody present:	☑Yes ☐No ☐N/A	1.
Chain of Custody filled out:	☑Yes ☐No ☐N/A	2.
Chain of Custody relinquished:	☑Yes ☐No ☐N/A	3.
Sampler name & signature on COC:	☑Yes ☐No ☐N/A	4.
Samples arrived within holding time:	☑Yes ☐No ☐N/A	5.
Short Hold Time analyses (<72hr):	☐Yes ☑No ☐N/A	6.
Rush Turn Around Time requested:	☐Yes ☑No ☐N/A	7.
Sufficient volume:	☑Yes ☐No ☐N/A	8.
Correct containers used:	☑Yes ☐No ☐N/A	
Pace containers used:	☑Yes ☐No ☐N/A	9.
Containers intact:	☑Yes ☐No ☐N/A	10.
Unpreserved 5035A soils frozen w/in 48hrs?	☐Yes ☐No ☑N/A	11.
Filtered volume received for dissolved tests?	☐Yes ☐No ☑N/A	12.
Sample labels match COC:	☑Yes ☐No ☐N/A	
Includes date/time/ID/analyses Matrix: WT		13.
All containers needing preservation have been checked.	☐Yes ☐No ☑N/A	
All containers needing preservation are found to be in compliance with EPA recommendation.	☐Yes ☐No ☐N/A	14.
Exceptions: VOA, Coliform, O&G, WI-DRO (water)	☑Yes ☐No	Initial when completed / Lot # of added preservative
Trip Blank present:	☐Yes ☑No ☐N/A	
Pace Trip Blank lot # (if purchased): _____		15.
Headspace in VOA vials (>6mm):	☐Yes ☑No ☐N/A	16.
Project sampled in USDA Regulated Area:	☐Yes ☐No ☑N/A	17. List State:
Additional labels attached to 5035A vials in the field?	☐Yes ☐No ☑N/A	18.

Client Notification/ Resolution: Copy COC to Client? Y / (N) Field Data Required? Y / (N)

Person Contacted: _____ Date/Time: _____

Comments/ Resolution: _____

Project Manager Review: CBC Date: 10/8/15

CHAIN-OF-CUSTODY / Analytical Request Document

The Chain-of-Custody is a LEGAL DOCUMENT. All relevant fields must be completed accurately.

Pace Analytical
www.pacelabs.com

Page: 1 of 1

Section A Required Client Information:

Company:	Environ
Address:	7500 College Blvd., Ste. 925
	Overland Park, KS 66210
Email To:	wstonestreet@environcorp.com
Phone: 913-553-5926	Fax:
Requested Due Date/TAT:	

Section B Required Project Information:

Report To:	Wendy Stonestreet
Copy To:	Tammy Gleason
Purchase Order No.:	NA
Project Name:	Fort Smith, AR
Project Number:	

Section C Invoice Information:

Attention:	Tammy Gleason
Company Name:	Environ
Address:	250 Monroe Ave. NW Grand Rapids
Pace Quote Reference:	Michigan, 49503
Pace Project Manager:	Colleen Clyne
Pace Profile #:	7444, line 1

REGULATORY AGENCY

☐ NPDES ☐ GROUND WATER ☐ DRINKING WATER
☐ UST ☐ RCRA ☑ OTHER ADEQ

Site Location STATE: AR

Section D Required Client Information

SAMPLE ID (A-Z, 0-9 / ,-) Sample IDs MUST BE UNIQUE

Valid Matrix Codes

MATRIX	CODE
DRINKING WATER	DW
WATER	WT
WASTE WATER	WW
PRODUCT	P
SOIL/SOLID	SL
OIL	OL
WIPE	WP
AIR	AR
OTHER	OT
TISSUE	TS

Requested Analysis Filtered (Y/N)

ITEM #	SAMPLE ID	MATRIX CODE (see valid codes to left)	SAMPLE TYPE (G=GRAB C=COMP)	COLLECTED COMPOSITE START DATE	COLLECTED COMPOSITE START TIME	COLLECTED COMPOSITE END/GRAB DATE	COLLECTED COMPOSITE END/GRAB TIME	SAMPLE TEMP AT COLLECTION	# OF CONTAINERS	Preservatives: Unpreserved	H_2SO_4	HNO_3	HCl	NaOH	$Na_2S_2O_3$	Methanol	Other	Analysis Test Y/N	8260 VOCs	Alkalinity	TOC	Chloride, Sulfate	8015 Chloroethanol (Pace Dallas)	8010-Iron/Mn	Ferric Iron calc. (send field Ferrous)	Ammonia	Nitrate+Nitrite	Total Phosphate (Pace Dallas)	Sulfide	CO2 Calc (Alkalinity +pH)	Residual Chlorine (Y/N)	Pace Project No./ Lab I.D. 60204621
1	MW-177-201510	WT	G			10/6/15	1055		3				X					X										Y	30694 001
2	MW-178-201510	WT	G			10/7/15	1520		3				X					X										N	002
3	MW-180-201510	WT	G			10/7/15	1630		3				X					X										N	003
4	VP-14-201510	WT	G			10/7/15	1635		3				X					X										N	004
5	VP-12-201510	WT	G			10/7/15	1650		3				X					X										N	005
6																														
7																														
8																														
9																														
10																														
11																														
12																														

ADDITIONAL COMMENTS	RELINQUISHED BY / AFFILIATION	DATE	TIME	ACCEPTED BY / AFFILIATION	DATE	TIME	SAMPLE CONDITIONS: Temp in °C	Received on Ice (Y/N)	Custody Sealed Cooler (Y/N)	Samples Intact (Y/N)
Level IV data package required	Wendy Stonestreet ENVIRON	10/7/15	1900		10/8/15	1045	2.2	Y	Y	Y

SAMPLER NAME AND SIGNATURE

PRINT Name of SAMPLER: Wendy Stonestreet

SIGNATURE of SAMPLER: Wendy Stonestreet DATE Signed (MM/DD/YY): 10/7/15

*Important Note: By signing this form you are accepting Pace's NET 30 day payment terms and agreeing to late charges of 1.5% per month for any invoices not paid within 30 days.

F-ALL-Q-020rev.07, 15-Feb-2007

Pace Analytical Services, Inc.
9608 Loiret Blvd.
Lenexa, KS 66219
(913)599-5665

October 16, 2015

Wendy Stonestreet
Environ International Corporation
7500 College Blvd Ste 925
Overland Park, KS 66210

RE: Project: Fort Smith, AR
Pace Project No.: 60204623

Dear Wendy Stonestreet:
Enclosed are the analytical results for sample(s) received by the laboratory on October 08, 2015. The results relate only to the samples included in this report. Results reported herein conform to the most current TNI standards and the laboratory's Quality Assurance Manual, where applicable, unless otherwise noted in the body of the report.

If you have any questions concerning this report, please feel free to contact me.

Sincerely,

Colleen Clyne
colleen.clyne@pacelabs.com
Project Manager

Enclosures

cc: Tamara Gleason, ENVIRON International Corporation

This report shall not be reproduced, except in full,
without the written consent of Pace Analytical Services, Inc..

Pace Analytical Services, Inc.
9608 Loiret Blvd.
Lenexa, KS 66219
(913)599-5665

CERTIFICATIONS

Project: Fort Smith, AR
Pace Project No.: 60204623

Kansas Certification IDs
9608 Loiret Boulevard, Lenexa, KS 66219
WY STR Certification #: 2456.01
Arkansas Certification #: 15-016-0
Illinois Certification #: 003097
Iowa Certification #: 118
Kansas/NELAP Certification #: E-10116
Louisiana Certification #: 03055
Nevada Certification #: KS000212008A
Oklahoma Certification #: 9205/9935
Texas Certification #: T104704407
Utah Certification #: KS00021

This report shall not be reproduced, except in full,
without the written consent of Pace Analytical Services, Inc..

Pace Analytical Services, Inc.
9608 Loiret Blvd.
Lenexa, KS 66219
(913)599-5665

SAMPLE SUMMARY

Project: Fort Smith, AR
Pace Project No.: 60204623

Lab ID	Sample ID	Matrix	Date Collected	Date Received
60204623001	**VP-10-201510**	Water	10/06/15 14:50	10/08/15 10:45
60204623002	**MW-176-201510**	Water	10/06/15 14:10	10/08/15 10:45

REPORT OF LABORATORY ANALYSIS

This report shall not be reproduced, except in full,
without the written consent of Pace Analytical Services, Inc..

Pace Analytical Services, Inc.
9608 Loiret Blvd.
Lenexa, KS 66219
(913)599-5665

SAMPLE ANALYTE COUNT

Project: Fort Smith, AR
Pace Project No.: 60204623

Lab ID	Sample ID	Method	Analysts	Analytes Reported	Laboratory
60204623001	**VP-10-201510**	EPA 5030B/8260	PGH	38	PASI-K
60204623002	**MW-176-201510**	EPA 5030B/8260	PGH	38	PASI-K

This report shall not be reproduced, except in full,
without the written consent of Pace Analytical Services, Inc..

Pace Analytical Services, Inc.
9608 Loiret Blvd.
Lenexa, KS 66219
(913)599-5665

PROJECT NARRATIVE

Project: Fort Smith, AR
Pace Project No.: 60204623

Method: **EPA 5030B/8260**
Description: 8260 MSV
Client: Environ_AR
Date: October 16, 2015

General Information:
2 samples were analyzed for EPA 5030B/8260. All samples were received in acceptable condition with any exceptions noted below or on the chain-of custody and/or the sample condition upon receipt form (SCUR) attached at the end of this report.

Hold Time:
The samples were analyzed within the method required hold times with any exceptions noted below.

Initial Calibrations (including MS Tune as applicable):
All criteria were within method requirements with any exceptions noted below.

Continuing Calibration:
All criteria were within method requirements with any exceptions noted below.

Internal Standards:
All internal standards were within QC limits with any exceptions noted below.

Surrogates:
All surrogates were within QC limits with any exceptions noted below.

Method Blank:
All analytes were below the report limit in the method blank, where applicable, with any exceptions noted below.

Laboratory Control Spike:
All laboratory control spike compounds were within QC limits with any exceptions noted below.

QC Batch: MSV/72186

L0: Analyte recovery in the laboratory control sample (LCS) was outside QC limits.

- LCS (Lab ID: 1648883)
  - Acetone

Matrix Spikes:
All percent recoveries and relative percent differences (RPDs) were within acceptance criteria with any exceptions noted below.

QC Batch: MSV/72181

A matrix spike/matrix spike duplicate was not performed due to insufficient sample volume.

QC Batch: MSV/72186

A matrix spike/matrix spike duplicate was not performed due to insufficient sample volume.

Additional Comments:

This data package has been reviewed for quality and completeness and is approved for release.

This report shall not be reproduced, except in full,
without the written consent of Pace Analytical Services, Inc..

Pace Analytical Services, Inc.
9608 Loiret Blvd.
Lenexa, KS 66219
(913)599-5665

ANALYTICAL RESULTS

Project: Fort Smith, AR
Pace Project No.: 60204623

Sample: VP-10-201510 **Lab ID: 60204623001** Collected: 10/06/15 14:50 Received: 10/08/15 10:45 Matrix: Water

Parameters	Results	Units	Report Limit	MDL	DF	Prepared	Analyzed	CAS No.	Qual
8260 MSV	Analytical Method: EPA 5030B/8260								
Acetone	ND	ug/L	10.0	1.9	1		10/12/15 11:21	67-64-1	
Benzene	**0.15J**	ug/L	1.0	0.060	1		10/12/15 11:21	71-43-2	
Bromodichloromethane	ND	ug/L	1.0	0.19	1		10/12/15 11:21	75-27-4	
Bromoform	ND	ug/L	1.0	0.070	1		10/12/15 11:21	75-25-2	
Bromomethane	ND	ug/L	5.0	0.16	1		10/12/15 11:21	74-83-9	
2-Butanone (MEK)	ND	ug/L	10.0	0.59	1		10/12/15 11:21	78-93-3	
Carbon disulfide	ND	ug/L	5.0	0.12	1		10/12/15 11:21	75-15-0	
Carbon tetrachloride	ND	ug/L	1.0	0.18	1		10/12/15 11:21	56-23-5	
Chlorobenzene	ND	ug/L	1.0	0.21	1		10/12/15 11:21	108-90-7	
Chloroethane	ND	ug/L	1.0	0.15	1		10/12/15 11:21	75-00-3	
Chloroform	**0.95J**	ug/L	1.0	0.14	1		10/12/15 11:21	67-66-3	
Chloromethane	ND	ug/L	1.0	0.080	1		10/12/15 11:21	74-87-3	
Dibromochloromethane	ND	ug/L	1.0	0.21	1		10/12/15 11:21	124-48-1	
1,1-Dichloroethane	ND	ug/L	1.0	0.050	1		10/12/15 11:21	75-34-3	
1,2-Dichloroethane	ND	ug/L	1.0	0.12	1		10/12/15 11:21	107-06-2	
1,1-Dichloroethene	**0.82J**	ug/L	1.0	0.20	1		10/12/15 11:21	75-35-4	
cis-1,2-Dichloroethene	**8.8**	ug/L	1.0	0.080	1		10/12/15 11:21	156-59-2	
trans-1,2-Dichloroethene	ND	ug/L	1.0	0.20	1		10/12/15 11:21	156-60-5	
1,2-Dichloropropane	ND	ug/L	1.0	0.16	1		10/12/15 11:21	78-87-5	
cis-1,3-Dichloropropene	ND	ug/L	1.0	0.14	1		10/12/15 11:21	10061-01-5	
trans-1,3-Dichloropropene	ND	ug/L	1.0	0.12	1		10/12/15 11:21	10061-02-6	
Ethylbenzene	ND	ug/L	1.0	0.18	1		10/12/15 11:21	100-41-4	
2-Hexanone	ND	ug/L	10.0	1.2	1		10/12/15 11:21	591-78-6	
Methylene chloride	ND	ug/L	1.0	0.15	1		10/12/15 11:21	75-09-2	
4-Methyl-2-pentanone (MIBK)	ND	ug/L	10.0	0.42	1		10/12/15 11:21	108-10-1	
Styrene	ND	ug/L	1.0	0.12	1		10/12/15 11:21	100-42-5	
1,1,2,2-Tetrachloroethane	ND	ug/L	1.0	0.15	1		10/12/15 11:21	79-34-5	
Tetrachloroethene	ND	ug/L	1.0	0.10	1		10/12/15 11:21	127-18-4	
Toluene	**0.56J**	ug/L	1.0	0.17	1		10/12/15 11:21	108-88-3	
1,1,1-Trichloroethane	ND	ug/L	1.0	0.11	1		10/12/15 11:21	71-55-6	
1,1,2-Trichloroethane	ND	ug/L	1.0	0.20	1		10/12/15 11:21	79-00-5	
Trichloroethene	**198**	ug/L	1.0	0.17	1		10/12/15 11:21	79-01-6	
Vinyl chloride	**0.15J**	ug/L	1.0	0.13	1		10/12/15 11:21	75-01-4	
Xylene (Total)	ND	ug/L	3.0	0.42	1		10/12/15 11:21	1330-20-7	
Surrogates									
4-Bromofluorobenzene (S)	97	%	80-120		1		10/12/15 11:21	460-00-4	
1,2-Dichloroethane-d4 (S)	100	%	80-120		1		10/12/15 11:21	17060-07-0	
Toluene-d8 (S)	102	%	80-120		1		10/12/15 11:21	2037-26-5	
Preservation pH	**1.0**		0.10	0.10	1		10/12/15 11:21		

REPORT OF LABORATORY ANALYSIS

This report shall not be reproduced, except in full,
without the written consent of Pace Analytical Services, Inc..

Pace Analytical Services, Inc.
9608 Loiret Blvd.
Lenexa, KS 66219
(913)599-5665

ANALYTICAL RESULTS

Project: Fort Smith, AR
Pace Project No.: 60204623

Sample: MW-176-201510 **Lab ID: 60204623002** Collected: 10/06/15 14:10 Received: 10/08/15 10:45 Matrix: Water

Parameters	Results	Units	Report Limit	MDL	DF	Prepared	Analyzed	CAS No.	Qual
8260 MSV	Analytical Method: EPA 5030B/8260								
Acetone	ND	ug/L	10.0	1.9	1		10/13/15 02:32	67-64-1	L3
Benzene	**0.11J**	ug/L	1.0	0.060	1		10/13/15 02:32	71-43-2	
Bromodichloromethane	ND	ug/L	1.0	0.19	1		10/13/15 02:32	75-27-4	
Bromoform	ND	ug/L	1.0	0.070	1		10/13/15 02:32	75-25-2	
Bromomethane	ND	ug/L	5.0	0.16	1		10/13/15 02:32	74-83-9	
2-Butanone (MEK)	ND	ug/L	10.0	0.59	1		10/13/15 02:32	78-93-3	
Carbon disulfide	ND	ug/L	5.0	0.12	1		10/13/15 02:32	75-15-0	
Carbon tetrachloride	ND	ug/L	1.0	0.18	1		10/13/15 02:32	56-23-5	
Chlorobenzene	ND	ug/L	1.0	0.21	1		10/13/15 02:32	108-90-7	
Chloroethane	ND	ug/L	1.0	0.15	1		10/13/15 02:32	75-00-3	
Chloroform	ND	ug/L	1.0	0.14	1		10/13/15 02:32	67-66-3	
Chloromethane	ND	ug/L	1.0	0.080	1		10/13/15 02:32	74-87-3	
Dibromochloromethane	ND	ug/L	1.0	0.21	1		10/13/15 02:32	124-48-1	
1,1-Dichloroethane	ND	ug/L	1.0	0.050	1		10/13/15 02:32	75-34-3	
1,2-Dichloroethane	ND	ug/L	1.0	0.12	1		10/13/15 02:32	107-06-2	
1,1-Dichloroethene	**3.5**	ug/L	1.0	0.20	1		10/13/15 02:32	75-35-4	
cis-1,2-Dichloroethene	**111**	ug/L	1.0	0.080	1		10/13/15 02:32	156-59-2	
trans-1,2-Dichloroethene	**2.3**	ug/L	1.0	0.20	1		10/13/15 02:32	156-60-5	
1,2-Dichloropropane	ND	ug/L	1.0	0.16	1		10/13/15 02:32	78-87-5	
cis-1,3-Dichloropropene	ND	ug/L	1.0	0.14	1		10/13/15 02:32	10061-01-5	
trans-1,3-Dichloropropene	ND	ug/L	1.0	0.12	1		10/13/15 02:32	10061-02-6	
Ethylbenzene	ND	ug/L	1.0	0.18	1		10/13/15 02:32	100-41-4	
2-Hexanone	ND	ug/L	10.0	1.2	1		10/13/15 02:32	591-78-6	
Methylene chloride	ND	ug/L	1.0	0.15	1		10/13/15 02:32	75-09-2	
4-Methyl-2-pentanone (MIBK)	ND	ug/L	10.0	0.42	1		10/13/15 02:32	108-10-1	
Styrene	ND	ug/L	1.0	0.12	1		10/13/15 02:32	100-42-5	
1,1,2,2-Tetrachloroethane	ND	ug/L	1.0	0.15	1		10/13/15 02:32	79-34-5	
Tetrachloroethene	ND	ug/L	1.0	0.10	1		10/13/15 02:32	127-18-4	
Toluene	**0.47J**	ug/L	1.0	0.17	1		10/13/15 02:32	108-88-3	
1,1,1-Trichloroethane	ND	ug/L	1.0	0.11	1		10/13/15 02:32	71-55-6	
1,1,2-Trichloroethane	ND	ug/L	1.0	0.20	1		10/13/15 02:32	79-00-5	
Trichloroethene	**420**	ug/L	10.0	1.7	10		10/13/15 02:46	79-01-6	
Vinyl chloride	**1.2**	ug/L	1.0	0.13	1		10/13/15 02:32	75-01-4	
Xylene (Total)	ND	ug/L	3.0	0.42	1		10/13/15 02:32	1330-20-7	
Surrogates									
4-Bromofluorobenzene (S)	99	%	80-120		1		10/13/15 02:32	460-00-4	
1,2-Dichloroethane-d4 (S)	99	%	80-120		1		10/13/15 02:32	17060-07-0	
Toluene-d8 (S)	101	%	80-120		1		10/13/15 02:32	2037-26-5	
Preservation pH	**1.0**		0.10	0.10	1		10/13/15 02:32		

REPORT OF LABORATORY ANALYSIS

This report shall not be reproduced, except in full,
without the written consent of Pace Analytical Services, Inc..

Pace Analytical Services, Inc.
9608 Loiret Blvd.
Lenexa, KS 66219
(913)599-5665

QUALITY CONTROL DATA

Project: Fort Smith, AR
Pace Project No.: 60204623

QC Batch: MSV/72181
QC Batch Method: EPA 5030B/8260
Analysis Method: EPA 5030B/8260
Analysis Description: 8260 MSV Water 10 mL Purge
Associated Lab Samples: 60204623001

METHOD BLANK: 1648794
Matrix: Water
Associated Lab Samples: 60204623001

Parameter	Units	Blank Result	Reporting Limit	Analyzed	Qualifiers
1,1,1-Trichloroethane	ug/L	ND	1.0	10/12/15 09:25	
1,1,2,2-Tetrachloroethane	ug/L	ND	1.0	10/12/15 09:25	
1,1,2-Trichloroethane	ug/L	ND	1.0	10/12/15 09:25	
1,1-Dichloroethane	ug/L	ND	1.0	10/12/15 09:25	
1,1-Dichloroethene	ug/L	ND	1.0	10/12/15 09:25	
1,2-Dichloroethane	ug/L	ND	1.0	10/12/15 09:25	
1,2-Dichloropropane	ug/L	ND	1.0	10/12/15 09:25	
2-Butanone (MEK)	ug/L	ND	10.0	10/12/15 09:25	
2-Hexanone	ug/L	ND	10.0	10/12/15 09:25	
4-Methyl-2-pentanone (MIBK)	ug/L	ND	10.0	10/12/15 09:25	
Acetone	ug/L	ND	10.0	10/12/15 09:25	
Benzene	ug/L	ND	1.0	10/12/15 09:25	
Bromodichloromethane	ug/L	ND	1.0	10/12/15 09:25	
Bromoform	ug/L	ND	1.0	10/12/15 09:25	
Bromomethane	ug/L	ND	5.0	10/12/15 09:25	
Carbon disulfide	ug/L	ND	5.0	10/12/15 09:25	
Carbon tetrachloride	ug/L	ND	1.0	10/12/15 09:25	
Chlorobenzene	ug/L	ND	1.0	10/12/15 09:25	
Chloroethane	ug/L	ND	1.0	10/12/15 09:25	
Chloroform	ug/L	ND	1.0	10/12/15 09:25	
Chloromethane	ug/L	0.15J	1.0	10/12/15 09:25	
cis-1,2-Dichloroethene	ug/L	ND	1.0	10/12/15 09:25	
cis-1,3-Dichloropropene	ug/L	ND	1.0	10/12/15 09:25	
Dibromochloromethane	ug/L	ND	1.0	10/12/15 09:25	
Ethylbenzene	ug/L	ND	1.0	10/12/15 09:25	
Methylene chloride	ug/L	ND	1.0	10/12/15 09:25	
Styrene	ug/L	ND	1.0	10/12/15 09:25	
Tetrachloroethene	ug/L	ND	1.0	10/12/15 09:25	
Toluene	ug/L	ND	1.0	10/12/15 09:25	
trans-1,2-Dichloroethene	ug/L	ND	1.0	10/12/15 09:25	
trans-1,3-Dichloropropene	ug/L	ND	1.0	10/12/15 09:25	
Trichloroethene	ug/L	ND	1.0	10/12/15 09:25	
Vinyl chloride	ug/L	ND	1.0	10/12/15 09:25	
Xylene (Total)	ug/L	ND	3.0	10/12/15 09:25	
1,2-Dichloroethane-d4 (S)	%	99	80-120	10/12/15 09:25	
4-Bromofluorobenzene (S)	%	99	80-120	10/12/15 09:25	
Toluene-d8 (S)	%	101	80-120	10/12/15 09:25	

Results presented on this page are in the units indicated by the "Units" column except where an alternate unit is presented to the right of the result.

REPORT OF LABORATORY ANALYSIS

This report shall not be reproduced, except in full,
without the written consent of Pace Analytical Services, Inc..

Pace Analytical Services, Inc.
9608 Loiret Blvd.
Lenexa, KS 66219
(913)599-5665

QUALITY CONTROL DATA

Project: Fort Smith, AR
Pace Project No.: 60204623

LABORATORY CONTROL SAMPLE: 1648795

Parameter	Units	Spike Conc.	LCS Result	LCS % Rec	% Rec Limits	Qualifiers
1,1,1-Trichloroethane	ug/L	20	18.7	93	80-120	
1,1,2,2-Tetrachloroethane	ug/L	20	18.0	90	73-121	
1,1,2-Trichloroethane	ug/L	20	17.8	89	80-120	
1,1-Dichloroethane	ug/L	20	19.6	98	80-120	
1,1-Dichloroethene	ug/L	20	19.0	95	80-120	
1,2-Dichloroethane	ug/L	20	18.3	91	81-120	
1,2-Dichloropropane	ug/L	20	18.8	94	80-120	
2-Butanone (MEK)	ug/L	100	109	109	67-122	
2-Hexanone	ug/L	100	107	107	75-121	
4-Methyl-2-pentanone (MIBK)	ug/L	100	96.2	96	76-120	
Acetone	ug/L	100	107	107	72-120	
Benzene	ug/L	20	19.6	98	80-120	
Bromodichloromethane	ug/L	20	19.3	97	80-120	
Bromoform	ug/L	20	18.5	93	73-138	
Bromomethane	ug/L	20	22.7	114	38-137	
Carbon disulfide	ug/L	20	20.2	101	71-129	
Carbon tetrachloride	ug/L	20	18.5	92	67-146	
Chlorobenzene	ug/L	20	18.9	94	80-120	
Chloroethane	ug/L	20	19.0	95	76-120	
Chloroform	ug/L	20	18.3	92	80-120	
Chloromethane	ug/L	20	13.6	68	34-165	
cis-1,2-Dichloroethene	ug/L	20	19.2	96	80-120	
cis-1,3-Dichloropropene	ug/L	20	19.1	95	80-120	
Dibromochloromethane	ug/L	20	19.6	98	80-126	
Ethylbenzene	ug/L	20	19.3	97	80-120	
Methylene chloride	ug/L	20	18.7	94	80-120	
Styrene	ug/L	20	19.6	98	80-123	
Tetrachloroethene	ug/L	20	19.2	96	80-123	
Toluene	ug/L	20	19.3	97	80-120	
trans-1,2-Dichloroethene	ug/L	20	18.2	91	80-120	
trans-1,3-Dichloropropene	ug/L	20	19.7	99	80-129	
Trichloroethene	ug/L	20	17.0	85	80-120	
Vinyl chloride	ug/L	20	19.7	99	62-125	
Xylene (Total)	ug/L	60	57.9	96	80-120	
1,2-Dichloroethane-d4 (S)	%			100	80-120	
4-Bromofluorobenzene (S)	%			98	80-120	
Toluene-d8 (S)	%			102	80-120	

Results presented on this page are in the units indicated by the "Units" column except where an alternate unit is presented to the right of the result.

REPORT OF LABORATORY ANALYSIS

This report shall not be reproduced, except in full,
without the written consent of Pace Analytical Services, Inc..

Pace Analytical Services, Inc.
9608 Loiret Blvd.
Lenexa, KS 66219
(913)599-5665

QUALITY CONTROL DATA

Project: Fort Smith, AR
Pace Project No.: 60204623

QC Batch: MSV/72186
QC Batch Method: EPA 5030B/8260
Analysis Method: EPA 5030B/8260
Analysis Description: 8260 MSV Water 10 mL Purge
Associated Lab Samples: 60204623002

METHOD BLANK: 1648882
Matrix: Water
Associated Lab Samples: 60204623002

Parameter	Units	Blank Result	Reporting Limit	Analyzed	Qualifiers
1,1,1-Trichloroethane	ug/L	ND	1.0	10/12/15 21:29	
1,1,2,2-Tetrachloroethane	ug/L	ND	1.0	10/12/15 21:29	
1,1,2-Trichloroethane	ug/L	ND	1.0	10/12/15 21:29	
1,1-Dichloroethane	ug/L	ND	1.0	10/12/15 21:29	
1,1-Dichloroethene	ug/L	ND	1.0	10/12/15 21:29	
1,2-Dichloroethane	ug/L	ND	1.0	10/12/15 21:29	
1,2-Dichloropropane	ug/L	ND	1.0	10/12/15 21:29	
2-Butanone (MEK)	ug/L	ND	10.0	10/12/15 21:29	
2-Hexanone	ug/L	ND	10.0	10/12/15 21:29	
4-Methyl-2-pentanone (MIBK)	ug/L	ND	10.0	10/12/15 21:29	
Acetone	ug/L	ND	10.0	10/12/15 21:29	
Benzene	ug/L	ND	1.0	10/12/15 21:29	
Bromodichloromethane	ug/L	ND	1.0	10/12/15 21:29	
Bromoform	ug/L	ND	1.0	10/12/15 21:29	
Bromomethane	ug/L	ND	5.0	10/12/15 21:29	
Carbon disulfide	ug/L	ND	5.0	10/12/15 21:29	
Carbon tetrachloride	ug/L	ND	1.0	10/12/15 21:29	
Chlorobenzene	ug/L	ND	1.0	10/12/15 21:29	
Chloroethane	ug/L	ND	1.0	10/12/15 21:29	
Chloroform	ug/L	ND	1.0	10/12/15 21:29	
Chloromethane	ug/L	0.080J	1.0	10/12/15 21:29	
cis-1,2-Dichloroethene	ug/L	ND	1.0	10/12/15 21:29	
cis-1,3-Dichloropropene	ug/L	ND	1.0	10/12/15 21:29	
Dibromochloromethane	ug/L	ND	1.0	10/12/15 21:29	
Ethylbenzene	ug/L	ND	1.0	10/12/15 21:29	
Methylene chloride	ug/L	ND	1.0	10/12/15 21:29	
Styrene	ug/L	ND	1.0	10/12/15 21:29	
Tetrachloroethene	ug/L	ND	1.0	10/12/15 21:29	
Toluene	ug/L	ND	1.0	10/12/15 21:29	
trans-1,2-Dichloroethene	ug/L	ND	1.0	10/12/15 21:29	
trans-1,3-Dichloropropene	ug/L	ND	1.0	10/12/15 21:29	
Trichloroethene	ug/L	0.37J	1.0	10/12/15 21:29	
Vinyl chloride	ug/L	ND	1.0	10/12/15 21:29	
Xylene (Total)	ug/L	ND	3.0	10/12/15 21:29	
1,2-Dichloroethane-d4 (S)	%	99	80-120	10/12/15 21:29	
4-Bromofluorobenzene (S)	%	100	80-120	10/12/15 21:29	
Toluene-d8 (S)	%	101	80-120	10/12/15 21:29	

Results presented on this page are in the units indicated by the "Units" column except where an alternate unit is presented to the right of the result.

REPORT OF LABORATORY ANALYSIS

This report shall not be reproduced, except in full,
without the written consent of Pace Analytical Services, Inc..

Pace Analytical Services, Inc.
9608 Loiret Blvd.
Lenexa, KS 66219
(913)599-5665

QUALITY CONTROL DATA

Project: Fort Smith, AR
Pace Project No.: 60204623

LABORATORY CONTROL SAMPLE: 1648883

Parameter	Units	Spike Conc.	LCS Result	LCS % Rec	% Rec Limits	Qualifiers
1,1,1-Trichloroethane	ug/L	20	18.3	92	80-120	
1,1,2,2-Tetrachloroethane	ug/L	20	17.0	85	73-121	
1,1,2-Trichloroethane	ug/L	20	18.0	90	80-120	
1,1-Dichloroethane	ug/L	20	18.5	92	80-120	
1,1-Dichloroethene	ug/L	20	18.6	93	80-120	
1,2-Dichloroethane	ug/L	20	17.7	89	81-120	
1,2-Dichloropropane	ug/L	20	18.1	91	80-120	
2-Butanone (MEK)	ug/L	100	110	110	67-122	
2-Hexanone	ug/L	100	110	110	75-121	
4-Methyl-2-pentanone (MIBK)	ug/L	100	92.3	92	76-120	
Acetone	ug/L	100	122	122	72-120	L0
Benzene	ug/L	20	19.0	95	80-120	
Bromodichloromethane	ug/L	20	17.8	89	80-120	
Bromoform	ug/L	20	18.0	90	73-138	
Bromomethane	ug/L	20	24.1	120	38-137	
Carbon disulfide	ug/L	20	20.2	101	71-129	
Carbon tetrachloride	ug/L	20	18.2	91	67-146	
Chlorobenzene	ug/L	20	18.7	93	80-120	
Chloroethane	ug/L	20	18.9	94	76-120	
Chloroform	ug/L	20	16.9	85	80-120	
Chloromethane	ug/L	20	16.5	83	34-165	
cis-1,2-Dichloroethene	ug/L	20	18.0	90	80-120	
cis-1,3-Dichloropropene	ug/L	20	17.7	89	80-120	
Dibromochloromethane	ug/L	20	18.7	93	80-126	
Ethylbenzene	ug/L	20	19.0	95	80-120	
Methylene chloride	ug/L	20	20.1	100	80-120	
Styrene	ug/L	20	19.8	99	80-123	
Tetrachloroethene	ug/L	20	19.1	96	80-123	
Toluene	ug/L	20	18.9	95	80-120	
trans-1,2-Dichloroethene	ug/L	20	17.5	88	80-120	
trans-1,3-Dichloropropene	ug/L	20	18.8	94	80-129	
Trichloroethene	ug/L	20	17.8	89	80-120	
Vinyl chloride	ug/L	20	19.3	96	62-125	
Xylene (Total)	ug/L	60	57.5	96	80-120	
1,2-Dichloroethane-d4 (S)	%			96	80-120	
4-Bromofluorobenzene (S)	%			98	80-120	
Toluene-d8 (S)	%			104	80-120	

Results presented on this page are in the units indicated by the "Units" column except where an alternate unit is presented to the right of the result.

REPORT OF LABORATORY ANALYSIS

This report shall not be reproduced, except in full,
without the written consent of Pace Analytical Services, Inc..

Pace Analytical Services, Inc.
9608 Loiret Blvd.
Lenexa, KS 66219
(913)599-5665

QUALIFIERS

Project: Fort Smith, AR
Pace Project No.: 60204623

DEFINITIONS

DF - Dilution Factor, if reported, represents the factor applied to the reported data due to dilution of the sample aliquot.

ND - Not Detected at or above adjusted reporting limit.

J - Estimated concentration above the adjusted method detection limit and below the adjusted reporting limit.

MDL - Adjusted Method Detection Limit.

PQL - Practical Quantitation Limit.

RL - Reporting Limit.

S - Surrogate

1,2-Diphenylhydrazine decomposes to and cannot be separated from Azobenzene using Method 8270. The result for each analyte is a combined concentration.

Consistent with EPA guidelines, unrounded data are displayed and have been used to calculate % recovery and RPD values.

LCS(D) - Laboratory Control Sample (Duplicate)

MS(D) - Matrix Spike (Duplicate)

DUP - Sample Duplicate

RPD - Relative Percent Difference

NC - Not Calculable.

SG - Silica Gel - Clean-Up

U - Indicates the compound was analyzed for, but not detected.

N-Nitrosodiphenylamine decomposes and cannot be separated from Diphenylamine using Method 8270. The result reported for each analyte is a combined concentration.

Pace Analytical is TNI accredited. Contact your Pace PM for the current list of accredited analytes.

TNI - The NELAC Institute.

LABORATORIES

PASI-K	Pace Analytical Services - Kansas City

BATCH QUALIFIERS

Batch: MSV/72181

[M5]	A matrix spike/matrix spike duplicate was not performed for this batch due to insufficient sample volume.

Batch: MSV/72186

[M5]	A matrix spike/matrix spike duplicate was not performed for this batch due to insufficient sample volume.

ANALYTE QUALIFIERS

L0	Analyte recovery in the laboratory control sample (LCS) was outside QC limits.
L3	Analyte recovery in the laboratory control sample (LCS) exceeded QC limits. Analyte presence below reporting limits in associated samples. Results unaffected by high bias.

This report shall not be reproduced, except in full,
without the written consent of Pace Analytical Services, Inc..

Pace Analytical Services, Inc.
9608 Loiret Blvd.
Lenexa, KS 66219
(913)599-5665

QUALITY CONTROL DATA CROSS REFERENCE TABLE

Project: Fort Smith, AR
Pace Project No.: 60204623

Lab ID	Sample ID	QC Batch Method	QC Batch	Analytical Method	Analytical Batch
60204623001	**VP-10-201510**	EPA 5030B/8260	MSV/72181		
60204623002	**MW-176-201510**	EPA 5030B/8260	MSV/72186		

This report shall not be reproduced, except in full,
without the written consent of Pace Analytical Services, Inc..

Pace Analytical®
www.pacelabs.com

Sample Condition Upon Receipt

WO# : 60204623

60204623

Client Name: Environ

Optional
Proj Due Date:
Proj Name:

Courier: FedEx ☐ UPS ☐ VIA ☑ Clay ☐ PEX ☐ ECI ☐ Pace ☐ Other ☐ Client ☐

Tracking #: _____ Pace Shipping Label Used? Yes ☐ No ☑

Custody Seal on Cooler/Box Present: Yes ☑ No ☐ Seals intact: Yes ☑ No ☐

Packing Material: Bubble Wrap ☐ Bubble Bags ☐ Foam ☑ None ☐ Other ☐

Thermometer Used: CF +0.6 T-239 / ~~CF +0.6 T-262~~ **Type of Ice:** (Wet) Blue None ☐ Samples received on ice, cooling process has begun.
(circle one)

Cooler Temperature: 2.2

Date and initials of person examining contents: JW 10/8/15

Temperature should be above freezing to 6°C

Chain of Custody present:	☑Yes ☐No ☐N/A	1.
Chain of Custody filled out:	☑Yes ☐No ☐N/A	2.
Chain of Custody relinquished:	☑Yes ☐No ☐N/A	3.
Sampler name & signature on COC:	☑Yes ☐No ☐N/A	4.
Samples arrived within holding time:	☑Yes ☐No ☐N/A	5.
Short Hold Time analyses (<72hr):	☐Yes ☑No ☐N/A	6.
Rush Turn Around Time requested:	☐Yes ☑No ☐N/A	7.
Sufficient volume:	☑Yes ☐No ☐N/A	8.
Correct containers used:	☑Yes ☐No ☐N/A	
Pace containers used:	☑Yes ☐No ☐N/A	9.
Containers intact:	☑Yes ☐No ☐N/A	10.
Unpreserved 5035A soils frozen w/in 48hrs?	☐Yes ☐No ☑N/A	11.
Filtered volume received for dissolved tests?	☐Yes ☐No ☑N/A	12.
Sample labels match COC:	☑Yes ☐No ☐N/A	
Includes date/time/ID/analyses Matrix: WT		13.
All containers needing preservation have been checked.	☐Yes ☐No ☑N/A	
All containers needing preservation are found to be in compliance with EPA recommendation.	☐Yes ☐No ☑N/A	14.
Exceptions: VOA, Coliform, O&G, WI-DRO (water)	☑Yes ☐No	Initial when completed / Lot # of added preservative
Trip Blank present:	☐Yes ☑No ☐N/A	
Pace Trip Blank lot # (if purchased): _____		15.
Headspace in VOA vials (>6mm):	☐Yes ☑No ☐N/A	16.
Project sampled in USDA Regulated Area:	☐Yes ☐No ☑N/A	17. List State:
Additional labels attached to 5035A vials in the field?	☐Yes ☐No ☑N/A	18.

Client Notification/ Resolution: Copy COC to Client? Y / (N) Field Data Required? Y / (N)

Person Contacted: _____ Date/Time: _____

Comments/ Resolution: _____

Project Manager Review: CBC Date: 10/8/15

Pace Analytical
www.pacelabs.com

CHAIN-OF-CUSTODY / Analytical Request Document

The Chain-of-Custody is a LEGAL DOCUMENT. All relevant fields must be completed accurately.

Page: 1 of 1

Section A Required Client Information:

Company:	Environ
Address:	7500 College Blvd., Ste. 925
	Overland Park, KS 66210
Email To:	wstonestreet@environcorp.com
Phone: 913-553-5926	Fax:
Requested Due Date/TAT:	

Section B Required Project Information:

Report To:	Wendy Stonestreet
Copy To:	Tamara Gleason
	tgleason@environcorp.com
Purchase Order No.:	
Project Name:	Fort Smith, AR
Project Number:	

Section C Invoice Information:

Attention:	Tamara Gleason
Company Name:	
Address:	
Pace Quote Reference:	
Pace Project Manager:	MJ Walls
Pace Profile #:	7444 water, 7709 soil

REGULATORY AGENCY

☐ NPDES ☐ GROUND WATER ☐ DRINKING WATER
☐ UST ☐ RCRA ☒ OTHER ADEQ

Site Location STATE: AR

Section D Required Client information

Valid Matrix Codes

MATRIX	CODE
DRINKING WATER	DW
WATER	WT
WASTE WATER	WW
PRODUCT	P
SOIL/SOLID	SL
OIL	OL
WIPE	WP
AIR	AR
OTHER	OT
TISSUE	TS

SAMPLE ID
(A-Z, 0-9 / ,-)
Sample IDs MUST BE UNIQUE

Requested Analysis Filtered (Y/N)

ITEM #	SAMPLE ID	MATRIX CODE (see valid codes to left)	SAMPLE TYPE (G=GRAB C=COMP)	COLLECTED COMPOSITE START DATE	COLLECTED COMPOSITE START TIME	COLLECTED COMPOSITE END/GRAB DATE	COLLECTED COMPOSITE END/GRAB TIME	SAMPLE TEMP AT COLLECTION	# OF CONTAINERS	Preservatives: Unpreserved	H_2SO_4	HNO_3	HCl	NaOH	$Na_2S_2O_3$	Methanol	Other	Analysis Test Y/N	8260 client specific list	Residual Chlorine (Y/N)	Pace Project No./ Lab I.D.
1	VP-10-201510	WT	G			10/6/15	1450		3				X					X			60204623 001
2	MW-1710-201510	WT	G			10/6/15	1410		3				X					X			002
3																					
4																					
5																					
6																					
7																					
8																					
9																					
10																					
11																					
12																					

Wendy Stonestreet

ADDITIONAL COMMENTS	RELINQUISHED BY / AFFILIATION	DATE	TIME	ACCEPTED BY / AFFILIATION	DATE	TIME	SAMPLE CONDITIONS			
	Wendy Stonestreet/ENVIRON	10/7/15	1900		10/8/15	1045	2-2	Y	Y	Y

SAMPLER NAME AND SIGNATURE

PRINT Name of SAMPLER: Wendy Stonestreet

SIGNATURE of SAMPLER: Wendy Stonestreet

DATE Signed (MM/DD/YY): 10/7/2015

Temp in °C	Received on Ice (Y/N)	Custody Sealed Cooler (Y/N)	Samples Intact (Y/N)

*Important Note: By signing this form you are accepting Pace's NET 30 day payment terms and agreeing to late charges of 1.5% per month for any invoices not paid within 30 days.

F-ALL-Q-020rev.07, 15-Feb-2007

Pace Analytical Services, Inc.
9608 Loiret Blvd.
Lenexa, KS 66219
(913)599-5665

October 16, 2015

Wendy Stonestreet
Environ International Corporation
7500 College Blvd Ste 925
Overland Park, KS 66210

RE: Project: FORT SMITH, AR
Pace Project No.: 60204635

Dear Wendy Stonestreet:
Enclosed are the analytical results for sample(s) received by the laboratory on October 08, 2015. The results relate only to the samples included in this report. Results reported herein conform to the most current TNI standards and the laboratory's Quality Assurance Manual, where applicable, unless otherwise noted in the body of the report.

If you have any questions concerning this report, please feel free to contact me.

Sincerely,

Colleen Clyne
colleen.clyne@pacelabs.com
Project Manager

Enclosures

cc: Tamara Gleason, ENVIRON International Corporation

This report shall not be reproduced, except in full,
without the written consent of Pace Analytical Services, Inc..

Pace Analytical Services, Inc.
9608 Loiret Blvd.
Lenexa, KS 66219
(913)599-5665

CERTIFICATIONS

Project: FORT SMITH, AR
Pace Project No.: 60204635

Kansas Certification IDs
9608 Loiret Boulevard, Lenexa, KS 66219
WY STR Certification #: 2456.01
Arkansas Certification #: 15-016-0
Illinois Certification #: 003097
Iowa Certification #: 118
Kansas/NELAP Certification #: E-10116
Louisiana Certification #: 03055
Nevada Certification #: KS000212008A
Oklahoma Certification #: 9205/9935
Texas Certification #: T104704407
Utah Certification #: KS00021

REPORT OF LABORATORY ANALYSIS

This report shall not be reproduced, except in full,
without the written consent of Pace Analytical Services, Inc..

Pace Analytical Services, Inc.
9608 Loiret Blvd.
Lenexa, KS 66219
(913)599-5665

SAMPLE SUMMARY

Project: FORT SMITH, AR
Pace Project No.: 60204635

Lab ID	Sample ID	Matrix	Date Collected	Date Received
60204635001	**VP-08-201510**	Water	10/07/15 09:20	10/08/15 10:45
60204635002	**MW-175-201510**	Water	10/07/15 10:35	10/08/15 10:45

This report shall not be reproduced, except in full,
without the written consent of Pace Analytical Services, Inc..

Pace Analytical Services, Inc.
9608 Loiret Blvd.
Lenexa, KS 66219
(913)599-5665

SAMPLE ANALYTE COUNT

Project: FORT SMITH, AR
Pace Project No.: 60204635

Lab ID	Sample ID	Method	Analysts	Analytes Reported	Laboratory
60204635001	**VP-08-201510**	EPA 5030B/8260	PGH	38	PASI-K
60204635002	**MW-175-201510**	EPA 5030B/8260	PGH	38	PASI-K

This report shall not be reproduced, except in full,
without the written consent of Pace Analytical Services, Inc..

Pace Analytical Services, Inc.
9608 Loiret Blvd.
Lenexa, KS 66219
(913)599-5665

PROJECT NARRATIVE

Project: FORT SMITH, AR
Pace Project No.: 60204635

Method: **EPA 5030B/8260**
Description: 8260 MSV
Client: Environ_AR
Date: October 16, 2015

General Information:
2 samples were analyzed for EPA 5030B/8260. All samples were received in acceptable condition with any exceptions noted below or on the chain-of custody and/or the sample condition upon receipt form (SCUR) attached at the end of this report.

Hold Time:
The samples were analyzed within the method required hold times with any exceptions noted below.

Initial Calibrations (including MS Tune as applicable):
All criteria were within method requirements with any exceptions noted below.

Continuing Calibration:
All criteria were within method requirements with any exceptions noted below.

Internal Standards:
All internal standards were within QC limits with any exceptions noted below.

Surrogates:
All surrogates were within QC limits with any exceptions noted below.

Method Blank:
All analytes were below the report limit in the method blank, where applicable, with any exceptions noted below.

QC Batch: MSV/72186

B: Analyte was detected in the associated method blank.
- BLANK for HBN 404233 [MSV/7218 (Lab ID: 1648882)
  - Chloromethane
  - Trichloroethene

Laboratory Control Spike:
All laboratory control spike compounds were within QC limits with any exceptions noted below.

QC Batch: MSV/72186

L0: Analyte recovery in the laboratory control sample (LCS) was outside QC limits.
- LCS (Lab ID: 1648883)
  - Acetone

Matrix Spikes:
All percent recoveries and relative percent differences (RPDs) were within acceptance criteria with any exceptions noted below.

QC Batch: MSV/72186

A matrix spike/matrix spike duplicate was not performed due to insufficient sample volume.

Additional Comments:

This data package has been reviewed for quality and completeness and is approved for release.

REPORT OF LABORATORY ANALYSIS

This report shall not be reproduced, except in full,
without the written consent of Pace Analytical Services, Inc..

Pace Analytical Services, Inc.
9608 Loiret Blvd.
Lenexa, KS 66219
(913)599-5665

ANALYTICAL RESULTS

Project: FORT SMITH, AR
Pace Project No.: 60204635

Sample: VP-08-201510 **Lab ID: 60204635001** Collected: 10/07/15 09:20 Received: 10/08/15 10:45 Matrix: Water

Parameters	Results	Units	Report Limit	MDL	DF	Prepared	Analyzed	CAS No.	Qual
8260 MSV	Analytical Method: EPA 5030B/8260								
Acetone	**118**	ug/L	10.0	1.9	1		10/12/15 23:53	67-64-1	L1
Benzene	**0.50J**	ug/L	1.0	0.060	1		10/12/15 23:53	71-43-2	
Bromodichloromethane	ND	ug/L	1.0	0.19	1		10/12/15 23:53	75-27-4	
Bromoform	ND	ug/L	1.0	0.070	1		10/12/15 23:53	75-25-2	
Bromomethane	ND	ug/L	5.0	0.16	1		10/12/15 23:53	74-83-9	
2-Butanone (MEK)	**27.2**	ug/L	10.0	0.59	1		10/12/15 23:53	78-93-3	
Carbon disulfide	ND	ug/L	5.0	0.12	1		10/12/15 23:53	75-15-0	
Carbon tetrachloride	ND	ug/L	1.0	0.18	1		10/12/15 23:53	56-23-5	
Chlorobenzene	ND	ug/L	1.0	0.21	1		10/12/15 23:53	108-90-7	
Chloroethane	ND	ug/L	1.0	0.15	1		10/12/15 23:53	75-00-3	
Chloroform	ND	ug/L	1.0	0.14	1		10/12/15 23:53	67-66-3	
Chloromethane	**0.50J**	ug/L	1.0	0.080	1		10/12/15 23:53	74-87-3	B
Dibromochloromethane	ND	ug/L	1.0	0.21	1		10/12/15 23:53	124-48-1	
1,1-Dichloroethane	ND	ug/L	1.0	0.050	1		10/12/15 23:53	75-34-3	
1,2-Dichloroethane	ND	ug/L	1.0	0.12	1		10/12/15 23:53	107-06-2	
1,1-Dichloroethene	ND	ug/L	1.0	0.20	1		10/12/15 23:53	75-35-4	
cis-1,2-Dichloroethene	ND	ug/L	1.0	0.080	1		10/12/15 23:53	156-59-2	
trans-1,2-Dichloroethene	ND	ug/L	1.0	0.20	1		10/12/15 23:53	156-60-5	
1,2-Dichloropropane	ND	ug/L	1.0	0.16	1		10/12/15 23:53	78-87-5	
cis-1,3-Dichloropropene	ND	ug/L	1.0	0.14	1		10/12/15 23:53	10061-01-5	
trans-1,3-Dichloropropene	ND	ug/L	1.0	0.12	1		10/12/15 23:53	10061-02-6	
Ethylbenzene	ND	ug/L	1.0	0.18	1		10/12/15 23:53	100-41-4	
2-Hexanone	**7.5J**	ug/L	10.0	1.2	1		10/12/15 23:53	591-78-6	
Methylene chloride	ND	ug/L	1.0	0.15	1		10/12/15 23:53	75-09-2	
4-Methyl-2-pentanone (MIBK)	**0.92J**	ug/L	10.0	0.42	1		10/12/15 23:53	108-10-1	
Styrene	ND	ug/L	1.0	0.12	1		10/12/15 23:53	100-42-5	
1,1,2,2-Tetrachloroethane	ND	ug/L	1.0	0.15	1		10/12/15 23:53	79-34-5	
Tetrachloroethene	ND	ug/L	1.0	0.10	1		10/12/15 23:53	127-18-4	
Toluene	**0.34J**	ug/L	1.0	0.17	1		10/12/15 23:53	108-88-3	
1,1,1-Trichloroethane	ND	ug/L	1.0	0.11	1		10/12/15 23:53	71-55-6	
1,1,2-Trichloroethane	ND	ug/L	1.0	0.20	1		10/12/15 23:53	79-00-5	
Trichloroethene	**2.5**	ug/L	1.0	0.17	1		10/12/15 23:53	79-01-6	B
Vinyl chloride	ND	ug/L	1.0	0.13	1		10/12/15 23:53	75-01-4	
Xylene (Total)	ND	ug/L	3.0	0.42	1		10/12/15 23:53	1330-20-7	
Surrogates									
4-Bromofluorobenzene (S)	95	%	80-120		1		10/12/15 23:53	460-00-4	
1,2-Dichloroethane-d4 (S)	101	%	80-120		1		10/12/15 23:53	17060-07-0	
Toluene-d8 (S)	102	%	80-120		1		10/12/15 23:53	2037-26-5	
Preservation pH	**1.0**		0.10	0.10	1		10/12/15 23:53		

REPORT OF LABORATORY ANALYSIS

This report shall not be reproduced, except in full,
without the written consent of Pace Analytical Services, Inc..

Pace Analytical Services, Inc.
9608 Loiret Blvd.
Lenexa, KS 66219
(913)599-5665

ANALYTICAL RESULTS

Project: FORT SMITH, AR
Pace Project No.: 60204635

Sample: MW-175-201510 **Lab ID: 60204635002** Collected: 10/07/15 10:35 Received: 10/08/15 10:45 Matrix: Water

Parameters	Results	Units	Report Limit	MDL	DF	Prepared	Analyzed	CAS No.	Qual
8260 MSV	Analytical Method: EPA 5030B/8260								
Acetone	**19.5**	ug/L	10.0	1.9	1		10/13/15 00:07	67-64-1	L1
Benzene	**0.16J**	ug/L	1.0	0.060	1		10/13/15 00:07	71-43-2	
Bromodichloromethane	ND	ug/L	1.0	0.19	1		10/13/15 00:07	75-27-4	
Bromoform	ND	ug/L	1.0	0.070	1		10/13/15 00:07	75-25-2	
Bromomethane	ND	ug/L	5.0	0.16	1		10/13/15 00:07	74-83-9	
2-Butanone (MEK)	ND	ug/L	10.0	0.59	1		10/13/15 00:07	78-93-3	
Carbon disulfide	**1.4J**	ug/L	5.0	0.12	1		10/13/15 00:07	75-15-0	
Carbon tetrachloride	ND	ug/L	1.0	0.18	1		10/13/15 00:07	56-23-5	
Chlorobenzene	ND	ug/L	1.0	0.21	1		10/13/15 00:07	108-90-7	
Chloroethane	ND	ug/L	1.0	0.15	1		10/13/15 00:07	75-00-3	
Chloroform	ND	ug/L	1.0	0.14	1		10/13/15 00:07	67-66-3	
Chloromethane	**0.55J**	ug/L	1.0	0.080	1		10/13/15 00:07	74-87-3	B
Dibromochloromethane	ND	ug/L	1.0	0.21	1		10/13/15 00:07	124-48-1	
1,1-Dichloroethane	ND	ug/L	1.0	0.050	1		10/13/15 00:07	75-34-3	
1,2-Dichloroethane	ND	ug/L	1.0	0.12	1		10/13/15 00:07	107-06-2	
1,1-Dichloroethene	**0.32J**	ug/L	1.0	0.20	1		10/13/15 00:07	75-35-4	
cis-1,2-Dichloroethene	**1.6**	ug/L	1.0	0.080	1		10/13/15 00:07	156-59-2	
trans-1,2-Dichloroethene	ND	ug/L	1.0	0.20	1		10/13/15 00:07	156-60-5	
1,2-Dichloropropane	ND	ug/L	1.0	0.16	1		10/13/15 00:07	78-87-5	
cis-1,3-Dichloropropene	ND	ug/L	1.0	0.14	1		10/13/15 00:07	10061-01-5	
trans-1,3-Dichloropropene	ND	ug/L	1.0	0.12	1		10/13/15 00:07	10061-02-6	
Ethylbenzene	ND	ug/L	1.0	0.18	1		10/13/15 00:07	100-41-4	
2-Hexanone	ND	ug/L	10.0	1.2	1		10/13/15 00:07	591-78-6	
Methylene chloride	ND	ug/L	1.0	0.15	1		10/13/15 00:07	75-09-2	
4-Methyl-2-pentanone (MIBK)	ND	ug/L	10.0	0.42	1		10/13/15 00:07	108-10-1	
Styrene	ND	ug/L	1.0	0.12	1		10/13/15 00:07	100-42-5	
1,1,2,2-Tetrachloroethane	ND	ug/L	1.0	0.15	1		10/13/15 00:07	79-34-5	
Tetrachloroethene	ND	ug/L	1.0	0.10	1		10/13/15 00:07	127-18-4	
Toluene	ND	ug/L	1.0	0.17	1		10/13/15 00:07	108-88-3	
1,1,1-Trichloroethane	ND	ug/L	1.0	0.11	1		10/13/15 00:07	71-55-6	
1,1,2-Trichloroethane	ND	ug/L	1.0	0.20	1		10/13/15 00:07	79-00-5	
Trichloroethene	**78.6**	ug/L	1.0	0.17	1		10/13/15 00:07	79-01-6	
Vinyl chloride	**0.19J**	ug/L	1.0	0.13	1		10/13/15 00:07	75-01-4	
Xylene (Total)	ND	ug/L	3.0	0.42	1		10/13/15 00:07	1330-20-7	
Surrogates									
4-Bromofluorobenzene (S)	98	%	80-120		1		10/13/15 00:07	460-00-4	
1,2-Dichloroethane-d4 (S)	99	%	80-120		1		10/13/15 00:07	17060-07-0	
Toluene-d8 (S)	101	%	80-120		1		10/13/15 00:07	2037-26-5	
Preservation pH	**1.0**		0.10	0.10	1		10/13/15 00:07		

REPORT OF LABORATORY ANALYSIS

This report shall not be reproduced, except in full,
without the written consent of Pace Analytical Services, Inc..

Pace Analytical Services, Inc.
9608 Loiret Blvd.
Lenexa, KS 66219
(913)599-5665

QUALITY CONTROL DATA

Project: FORT SMITH, AR
Pace Project No.: 60204635

QC Batch: MSV/72186
QC Batch Method: EPA 5030B/8260
Analysis Method: EPA 5030B/8260
Analysis Description: 8260 MSV Water 10 mL Purge
Associated Lab Samples: 60204635001, 60204635002

METHOD BLANK: 1648882
Matrix: Water
Associated Lab Samples: 60204635001, 60204635002

Parameter	Units	Blank Result	Reporting Limit	Analyzed	Qualifiers
1,1,1-Trichloroethane	ug/L	ND	1.0	10/12/15 21:29	
1,1,2,2-Tetrachloroethane	ug/L	ND	1.0	10/12/15 21:29	
1,1,2-Trichloroethane	ug/L	ND	1.0	10/12/15 21:29	
1,1-Dichloroethane	ug/L	ND	1.0	10/12/15 21:29	
1,1-Dichloroethene	ug/L	ND	1.0	10/12/15 21:29	
1,2-Dichloroethane	ug/L	ND	1.0	10/12/15 21:29	
1,2-Dichloropropane	ug/L	ND	1.0	10/12/15 21:29	
2-Butanone (MEK)	ug/L	ND	10.0	10/12/15 21:29	
2-Hexanone	ug/L	ND	10.0	10/12/15 21:29	
4-Methyl-2-pentanone (MIBK)	ug/L	ND	10.0	10/12/15 21:29	
Acetone	ug/L	ND	10.0	10/12/15 21:29	
Benzene	ug/L	ND	1.0	10/12/15 21:29	
Bromodichloromethane	ug/L	ND	1.0	10/12/15 21:29	
Bromoform	ug/L	ND	1.0	10/12/15 21:29	
Bromomethane	ug/L	ND	5.0	10/12/15 21:29	
Carbon disulfide	ug/L	ND	5.0	10/12/15 21:29	
Carbon tetrachloride	ug/L	ND	1.0	10/12/15 21:29	
Chlorobenzene	ug/L	ND	1.0	10/12/15 21:29	
Chloroethane	ug/L	ND	1.0	10/12/15 21:29	
Chloroform	ug/L	ND	1.0	10/12/15 21:29	
Chloromethane	ug/L	0.080J	1.0	10/12/15 21:29	
cis-1,2-Dichloroethene	ug/L	ND	1.0	10/12/15 21:29	
cis-1,3-Dichloropropene	ug/L	ND	1.0	10/12/15 21:29	
Dibromochloromethane	ug/L	ND	1.0	10/12/15 21:29	
Ethylbenzene	ug/L	ND	1.0	10/12/15 21:29	
Methylene chloride	ug/L	ND	1.0	10/12/15 21:29	
Styrene	ug/L	ND	1.0	10/12/15 21:29	
Tetrachloroethene	ug/L	ND	1.0	10/12/15 21:29	
Toluene	ug/L	ND	1.0	10/12/15 21:29	
trans-1,2-Dichloroethene	ug/L	ND	1.0	10/12/15 21:29	
trans-1,3-Dichloropropene	ug/L	ND	1.0	10/12/15 21:29	
Trichloroethene	ug/L	0.37J	1.0	10/12/15 21:29	
Vinyl chloride	ug/L	ND	1.0	10/12/15 21:29	
Xylene (Total)	ug/L	ND	3.0	10/12/15 21:29	
1,2-Dichloroethane-d4 (S)	%	99	80-120	10/12/15 21:29	
4-Bromofluorobenzene (S)	%	100	80-120	10/12/15 21:29	
Toluene-d8 (S)	%	101	80-120	10/12/15 21:29	

Results presented on this page are in the units indicated by the "Units" column except where an alternate unit is presented to the right of the result.

REPORT OF LABORATORY ANALYSIS

This report shall not be reproduced, except in full,
without the written consent of Pace Analytical Services, Inc..

Pace Analytical Services, Inc.
9608 Loiret Blvd.
Lenexa, KS 66219
(913)599-5665

QUALITY CONTROL DATA

Project: FORT SMITH, AR
Pace Project No.: 60204635

LABORATORY CONTROL SAMPLE: 1648883

Parameter	Units	Spike Conc.	LCS Result	LCS % Rec	% Rec Limits	Qualifiers
1,1,1-Trichloroethane	ug/L	20	18.3	92	80-120	
1,1,2,2-Tetrachloroethane	ug/L	20	17.0	85	73-121	
1,1,2-Trichloroethane	ug/L	20	18.0	90	80-120	
1,1-Dichloroethane	ug/L	20	18.5	92	80-120	
1,1-Dichloroethene	ug/L	20	18.6	93	80-120	
1,2-Dichloroethane	ug/L	20	17.7	89	81-120	
1,2-Dichloropropane	ug/L	20	18.1	91	80-120	
2-Butanone (MEK)	ug/L	100	110	110	67-122	
2-Hexanone	ug/L	100	110	110	75-121	
4-Methyl-2-pentanone (MIBK)	ug/L	100	92.3	92	76-120	
Acetone	ug/L	100	122	122	72-120	L0
Benzene	ug/L	20	19.0	95	80-120	
Bromodichloromethane	ug/L	20	17.8	89	80-120	
Bromoform	ug/L	20	18.0	90	73-138	
Bromomethane	ug/L	20	24.1	120	38-137	
Carbon disulfide	ug/L	20	20.2	101	71-129	
Carbon tetrachloride	ug/L	20	18.2	91	67-146	
Chlorobenzene	ug/L	20	18.7	93	80-120	
Chloroethane	ug/L	20	18.9	94	76-120	
Chloroform	ug/L	20	16.9	85	80-120	
Chloromethane	ug/L	20	16.5	83	34-165	
cis-1,2-Dichloroethene	ug/L	20	18.0	90	80-120	
cis-1,3-Dichloropropene	ug/L	20	17.7	89	80-120	
Dibromochloromethane	ug/L	20	18.7	93	80-126	
Ethylbenzene	ug/L	20	19.0	95	80-120	
Methylene chloride	ug/L	20	20.1	100	80-120	
Styrene	ug/L	20	19.8	99	80-123	
Tetrachloroethene	ug/L	20	19.1	96	80-123	
Toluene	ug/L	20	18.9	95	80-120	
trans-1,2-Dichloroethene	ug/L	20	17.5	88	80-120	
trans-1,3-Dichloropropene	ug/L	20	18.8	94	80-129	
Trichloroethene	ug/L	20	17.8	89	80-120	
Vinyl chloride	ug/L	20	19.3	96	62-125	
Xylene (Total)	ug/L	60	57.5	96	80-120	
1,2-Dichloroethane-d4 (S)	%			96	80-120	
4-Bromofluorobenzene (S)	%			98	80-120	
Toluene-d8 (S)	%			104	80-120	

Results presented on this page are in the units indicated by the "Units" column except where an alternate unit is presented to the right of the result.

REPORT OF LABORATORY ANALYSIS

This report shall not be reproduced, except in full,
without the written consent of Pace Analytical Services, Inc..

Pace Analytical Services, Inc.
9608 Loiret Blvd.
Lenexa, KS 66219
(913)599-5665

QUALIFIERS

Project: FORT SMITH, AR
Pace Project No.: 60204635

DEFINITIONS

DF - Dilution Factor, if reported, represents the factor applied to the reported data due to dilution of the sample aliquot.

ND - Not Detected at or above adjusted reporting limit.

J - Estimated concentration above the adjusted method detection limit and below the adjusted reporting limit.

MDL - Adjusted Method Detection Limit.

PQL - Practical Quantitation Limit.

RL - Reporting Limit.

S - Surrogate

1,2-Diphenylhydrazine decomposes to and cannot be separated from Azobenzene using Method 8270. The result for each analyte is a combined concentration.

Consistent with EPA guidelines, unrounded data are displayed and have been used to calculate % recovery and RPD values.

LCS(D) - Laboratory Control Sample (Duplicate)

MS(D) - Matrix Spike (Duplicate)

DUP - Sample Duplicate

RPD - Relative Percent Difference

NC - Not Calculable.

SG - Silica Gel - Clean-Up

U - Indicates the compound was analyzed for, but not detected.

N-Nitrosodiphenylamine decomposes and cannot be separated from Diphenylamine using Method 8270. The result reported for each analyte is a combined concentration.

Pace Analytical is TNI accredited. Contact your Pace PM for the current list of accredited analytes.

TNI - The NELAC Institute.

LABORATORIES

PASI-K	Pace Analytical Services - Kansas City

BATCH QUALIFIERS

Batch: MSV/72186

[M5]	A matrix spike/matrix spike duplicate was not performed for this batch due to insufficient sample volume.

ANALYTE QUALIFIERS

B	Analyte was detected in the associated method blank.
L0	Analyte recovery in the laboratory control sample (LCS) was outside QC limits.
L1	Analyte recovery in the laboratory control sample (LCS) was above QC limits. Results for this analyte in associated samples may be biased high.

This report shall not be reproduced, except in full,
without the written consent of Pace Analytical Services, Inc..

Pace Analytical Services, Inc.
9608 Loiret Blvd.
Lenexa, KS 66219
(913)599-5665

QUALITY CONTROL DATA CROSS REFERENCE TABLE

Project: FORT SMITH, AR
Pace Project No.: 60204635

Lab ID	Sample ID	QC Batch Method	QC Batch	Analytical Method	Analytical Batch
60204635001	**VP-08-201510**	EPA 5030B/8260	MSV/72186		
60204635002	**MW-175-201510**	EPA 5030B/8260	MSV/72186		

This report shall not be reproduced, except in full,
without the written consent of Pace Analytical Services, Inc..

Pace Analytical
www.pacelabs.com

Sample Condition Upon Receipt

WO# : 60204635

60204635

Client Name: Environ

Optional
Proj Due Date:
Proj Name:

Courier: FedEx ☐ UPS ☐ VIA ☑ Clay ☐ PEX ☐ ECI ☐ Pace ☐ Other ☐ Client ☐

Tracking #: _____ Pace Shipping Label Used? Yes ☐ No ☑

Custody Seal on Cooler/Box Present: Yes ☑ No ☐ Seals intact: Yes ☑ No ☐

Packing Material: Bubble Wrap ☐ Bubble Bags ☐ Foam ☑ None ☐ Other ☐

Thermometer Used: CF +0.6 T-239 / CF +0.6 T-262 **Type of Ice:** (Wet) Blue None ☐ Samples received on ice, cooling process has begun.
(circle one)

Cooler Temperature: 2.2

Temperature should be above freezing to 6°C

Date and initials of person examining contents: JW 10/8/15

Chain of Custody present:	☑Yes	☐No	☐N/A	1.
Chain of Custody filled out:	☑Yes	☐No	☐N/A	2.
Chain of Custody relinquished:	☑Yes	☐No	☐N/A	3.
Sampler name & signature on COC:	☑Yes	☐No	☐N/A	4.
Samples arrived within holding time:	☑Yes	☐No	☐N/A	5.
Short Hold Time analyses (<72hr):	☐Yes	☑No	☐N/A	6.
Rush Turn Around Time requested:	☐Yes	☑No	☐N/A	7.
Sufficient volume:	☑Yes	☐No	☐N/A	8.
Correct containers used:	☑Yes	☐No	☐N/A	
Pace containers used:	☑Yes	☐No	☐N/A	9.
Containers intact:	☑Yes	☐No	☐N/A	10.
Unpreserved 5035A soils frozen w/in 48hrs?	☐Yes	☐No	☑N/A	11.
Filtered volume received for dissolved tests?	☐Yes	☐No	☑N/A	12.
Sample labels match COC:	☑Yes	☐No	☐N/A	
Includes date/time/ID/analyses Matrix: WT				13.
All containers needing preservation have been checked.	☐Yes	☐No	☑N/A	
All containers needing preservation are found to be in compliance with EPA recommendation.	☐Yes	☐No	☐N/A	14.
Exceptions: VOA, Coliform, O&G, WI-DRO (water)	☐Yes	☐No		Initial when completed / Lot # of added preservative
Trip Blank present:	☐Yes	☑No	☐N/A	
Pace Trip Blank lot # (if purchased): _____				15.
Headspace in VOA vials (>6mm):	☐Yes	☑No	☐N/A	
				16.
Project sampled in USDA Regulated Area:	☐Yes	☐No	☑N/A	17. List State:
Additional labels attached to 5035A vials in the field?	☐Yes	☐No	☑N/A	18.

Client Notification/ Resolution: Copy COC to Client? Y / (N) Field Data Required? Y / (N)

Person Contacted: _____ Date/Time: _____

Comments/ Resolution: _____

Project Manager Review: CBC Date: 10/8/15

Pace Analytical
www.pacelabs.com

CHAIN-OF-CUSTODY / Analytical Request Document

The Chain-of-Custody is a LEGAL DOCUMENT. All relevant fields must be completed accurately.

Page: 1 of 1

Section A Required Client Information:		Section B Required Project Information:		Section C Invoice Information:	
Company:	Environ	Report To:	Wendy Stonestreet	Attention:	Tammy Gleason
Address:	7500 College Blvd., Ste. 925	Copy To:	Tammy Gleason	Company Name:	Environ
	Overland Park, KS 66210			Address:	250 Monroe Ave. NW Grand Rapids
Email To:	wstonestreet@environcorp.com	Purchase Order No.:	NA	Pace Quote Reference:	Michigan, 49503
Phone:	913-553-5926 Fax:	Project Name:	Fort Smith, AR	Pace Project Manager:	Colleen Clyne
Requested Due Date/TAT:		Project Number:		Pace Profile #:	7444, line 1

REGULATORY AGENCY

☐ NPDES ☐ GROUND WATER ☐ DRINKING WATER
☐ UST ☐ RCRA ☑ OTHER ADEQ

Site Location STATE: AR

Requested Analysis Filtered (Y/N)

Section D Required Client Information

Valid Matrix Codes

MATRIX	CODE
DRINKING WATER	DW
WATER	WT
WASTE WATER	WW
PRODUCT	P
SOIL/SOLID	SL
OIL	OL
WIPE	WP
AIR	AR
OTHER	OT
TISSUE	TS

SAMPLE ID
(A-Z, 0-9 / ,-)
Sample IDs MUST BE UNIQUE

ITEM #	SAMPLE ID	MATRIX CODE (see valid codes to left)	SAMPLE TYPE (G=GRAB C=COMP)	COLLECTED: COMPOSITE START DATE	COMPOSITE START TIME	COMPOSITE END/GRAB DATE	COMPOSITE END/GRAB TIME	SAMPLE TEMP AT COLLECTION	# OF CONTAINERS	Preservatives: Unpreserved	H_2SO_4	HNO_3	HCl	NaOH	$Na_2S_2O_3$	Methanol	Other	Analysis Test Y/N: 8260 VOCs	Alkalinity	TOC	Chloride, Sulfate	8015 Chloroethanol (Pace Dallas)	6010-Iron/Mn	Ferric Iron calc. (send field Ferrous)	Ammonia	Nitrate+Nitrite	Total Phosphate (Pace Dallas)	Sulfide	CO2 Calc (Alkalinity +pH)	Residual Chlorine (Y/N)	Pace Project No./ Lab I.D.
1	VP-08-201510	WT	G			10/7/15	920		3				X					X												60204635
2	MW-175-201510	WT	G			10/7/15	1035		3				X					X												3D69H
3																														
4																														
5																														
6																														
7																														
8																														
9																														
10																														
11																														
12																														

ADDITIONAL COMMENTS	RELINQUISHED BY / AFFILIATION	DATE	TIME	ACCEPTED BY / AFFILIATION	DATE	TIME	SAMPLE CONDITIONS: Temp in °C	Received on Ice (Y/N)	Custody Sealed Cooler (Y/N)	Samples Intact (Y/N)
Level IV data package required	Wendy Stonestreet ENVIRON	10/7/15	1900		10/8/15	1045	2.2	7	7	7

SAMPLER NAME AND SIGNATURE

PRINT Name of SAMPLER: Wendy Stonestreet

SIGNATURE of SAMPLER: Wendy Stonestreet DATE Signed (MM/DD/YY): 10/7/15

*Important Note: By signing this form you are accepting Pace's NET 30 day payment terms and agreeing to late charges of 1.5% per month for any invoices not paid within 30 days.

Pace Analytical Services, Inc.
9608 Loiret Blvd.
Lenexa, KS 66219
(913)599-5665

October 16, 2015

Wendy Stonestreet
Environ International Corporation
7500 College Blvd Ste 925
Overland Park, KS 66210

RE: Project: FORT SMITH AR
Pace Project No.: 60204637

Dear Wendy Stonestreet:
Enclosed are the analytical results for sample(s) received by the laboratory on October 08, 2015. The results relate only to the samples included in this report. Results reported herein conform to the most current TNI standards and the laboratory's Quality Assurance Manual, where applicable, unless otherwise noted in the body of the report.

If you have any questions concerning this report, please feel free to contact me.

Sincerely,

Colleen Clyne
colleen.clyne@pacelabs.com
Project Manager

Enclosures

cc: Tamara Gleason, ENVIRON International Corporation

This report shall not be reproduced, except in full,
without the written consent of Pace Analytical Services, Inc..

Pace Analytical Services, Inc.
9608 Loiret Blvd.
Lenexa, KS 66219
(913)599-5665

CERTIFICATIONS

Project: FORT SMITH AR
Pace Project No.: 60204637

Kansas Certification IDs
9608 Loiret Boulevard, Lenexa, KS 66219
WY STR Certification #: 2456.01
Arkansas Certification #: 15-016-0
Illinois Certification #: 003097
Iowa Certification #: 118
Kansas/NELAP Certification #: E-10116
Louisiana Certification #: 03055
Nevada Certification #: KS000212008A
Oklahoma Certification #: 9205/9935
Texas Certification #: T104704407
Utah Certification #: KS00021

REPORT OF LABORATORY ANALYSIS

This report shall not be reproduced, except in full,
without the written consent of Pace Analytical Services, Inc..

Pace Analytical Services, Inc.
9608 Loiret Blvd.
Lenexa, KS 66219
(913)599-5665

SAMPLE SUMMARY

Project: FORT SMITH AR
Pace Project No.: 60204637

Lab ID	Sample ID	Matrix	Date Collected	Date Received
60204637001	**VP-15-201510**	Water	10/07/15 10:00	10/08/15 10:45

REPORT OF LABORATORY ANALYSIS

This report shall not be reproduced, except in full,
without the written consent of Pace Analytical Services, Inc..

Pace Analytical Services, Inc.
9608 Loiret Blvd.
Lenexa, KS 66219
(913)599-5665

SAMPLE ANALYTE COUNT

Project: FORT SMITH AR
Pace Project No.: 60204637

Lab ID	Sample ID	Method	Analysts	Analytes Reported	Laboratory
60204637001	**VP-15-201510**	EPA 5030B/8260	PGH	38	PASI-K

This report shall not be reproduced, except in full,
without the written consent of Pace Analytical Services, Inc..

Pace Analytical Services, Inc.
9608 Loiret Blvd.
Lenexa, KS 66219
(913)599-5665

PROJECT NARRATIVE

Project: FORT SMITH AR
Pace Project No.: 60204637

Method: **EPA 5030B/8260**
Description: 8260 MSV
Client: Environ_AR
Date: October 16, 2015

General Information:
1 sample was analyzed for EPA 5030B/8260. All samples were received in acceptable condition with any exceptions noted below or on the chain-of custody and/or the sample condition upon receipt form (SCUR) attached at the end of this report.

Hold Time:
The samples were analyzed within the method required hold times with any exceptions noted below.

Initial Calibrations (including MS Tune as applicable):
All criteria were within method requirements with any exceptions noted below.

Continuing Calibration:
All criteria were within method requirements with any exceptions noted below.

Internal Standards:
All internal standards were within QC limits with any exceptions noted below.

Surrogates:
All surrogates were within QC limits with any exceptions noted below.

Method Blank:
All analytes were below the report limit in the method blank, where applicable, with any exceptions noted below.

QC Batch: MSV/72186

B: Analyte was detected in the associated method blank.
- BLANK for HBN 404233 [MSV/7218 (Lab ID: 1648882)
  - Trichloroethene

Laboratory Control Spike:
All laboratory control spike compounds were within QC limits with any exceptions noted below.

QC Batch: MSV/72186

L0: Analyte recovery in the laboratory control sample (LCS) was outside QC limits.
- LCS (Lab ID: 1648883)
  - Acetone

Matrix Spikes:
All percent recoveries and relative percent differences (RPDs) were within acceptance criteria with any exceptions noted below.

QC Batch: MSV/72186

A matrix spike/matrix spike duplicate was not performed due to insufficient sample volume.

Additional Comments:

This data package has been reviewed for quality and completeness and is approved for release.

REPORT OF LABORATORY ANALYSIS

This report shall not be reproduced, except in full,
without the written consent of Pace Analytical Services, Inc..

Pace Analytical Services, Inc.
9608 Loiret Blvd.
Lenexa, KS 66219
(913)599-5665

ANALYTICAL RESULTS

Project: FORT SMITH AR
Pace Project No.: 60204637

Sample: VP-15-201510 **Lab ID: 60204637001** Collected: 10/07/15 10:00 Received: 10/08/15 10:45 Matrix: Water

Parameters	Results	Units	Report Limit	MDL	DF	Prepared	Analyzed	CAS No.	Qual
8260 MSV	Analytical Method: EPA 5030B/8260								
Acetone	ND	ug/L	10.0	1.9	1		10/13/15 02:17	67-64-1	L3
Benzene	**1.5**	ug/L	1.0	0.060	1		10/13/15 02:17	71-43-2	
Bromodichloromethane	ND	ug/L	1.0	0.19	1		10/13/15 02:17	75-27-4	
Bromoform	ND	ug/L	1.0	0.070	1		10/13/15 02:17	75-25-2	
Bromomethane	ND	ug/L	5.0	0.16	1		10/13/15 02:17	74-83-9	
2-Butanone (MEK)	ND	ug/L	10.0	0.59	1		10/13/15 02:17	78-93-3	
Carbon disulfide	**0.56J**	ug/L	5.0	0.12	1		10/13/15 02:17	75-15-0	
Carbon tetrachloride	ND	ug/L	1.0	0.18	1		10/13/15 02:17	56-23-5	
Chlorobenzene	ND	ug/L	1.0	0.21	1		10/13/15 02:17	108-90-7	
Chloroethane	ND	ug/L	1.0	0.15	1		10/13/15 02:17	75-00-3	
Chloroform	ND	ug/L	1.0	0.14	1		10/13/15 02:17	67-66-3	
Chloromethane	ND	ug/L	1.0	0.080	1		10/13/15 02:17	74-87-3	
Dibromochloromethane	ND	ug/L	1.0	0.21	1		10/13/15 02:17	124-48-1	
1,1-Dichloroethane	ND	ug/L	1.0	0.050	1		10/13/15 02:17	75-34-3	
1,2-Dichloroethane	ND	ug/L	1.0	0.12	1		10/13/15 02:17	107-06-2	
1,1-Dichloroethene	ND	ug/L	1.0	0.20	1		10/13/15 02:17	75-35-4	
cis-1,2-Dichloroethene	ND	ug/L	1.0	0.080	1		10/13/15 02:17	156-59-2	
trans-1,2-Dichloroethene	ND	ug/L	1.0	0.20	1		10/13/15 02:17	156-60-5	
1,2-Dichloropropane	ND	ug/L	1.0	0.16	1		10/13/15 02:17	78-87-5	
cis-1,3-Dichloropropene	ND	ug/L	1.0	0.14	1		10/13/15 02:17	10061-01-5	
trans-1,3-Dichloropropene	ND	ug/L	1.0	0.12	1		10/13/15 02:17	10061-02-6	
Ethylbenzene	ND	ug/L	1.0	0.18	1		10/13/15 02:17	100-41-4	
2-Hexanone	ND	ug/L	10.0	1.2	1		10/13/15 02:17	591-78-6	
Methylene chloride	ND	ug/L	1.0	0.15	1		10/13/15 02:17	75-09-2	
4-Methyl-2-pentanone (MIBK)	ND	ug/L	10.0	0.42	1		10/13/15 02:17	108-10-1	
Styrene	ND	ug/L	1.0	0.12	1		10/13/15 02:17	100-42-5	
1,1,2,2-Tetrachloroethane	ND	ug/L	1.0	0.15	1		10/13/15 02:17	79-34-5	
Tetrachloroethene	ND	ug/L	1.0	0.10	1		10/13/15 02:17	127-18-4	
Toluene	ND	ug/L	1.0	0.17	1		10/13/15 02:17	108-88-3	
1,1,1-Trichloroethane	ND	ug/L	1.0	0.11	1		10/13/15 02:17	71-55-6	
1,1,2-Trichloroethane	ND	ug/L	1.0	0.20	1		10/13/15 02:17	79-00-5	
Trichloroethene	**0.51J**	ug/L	1.0	0.17	1		10/13/15 02:17	79-01-6	B
Vinyl chloride	ND	ug/L	1.0	0.13	1		10/13/15 02:17	75-01-4	
Xylene (Total)	ND	ug/L	3.0	0.42	1		10/13/15 02:17	1330-20-7	
Surrogates									
4-Bromofluorobenzene (S)	97	%	80-120		1		10/13/15 02:17	460-00-4	
1,2-Dichloroethane-d4 (S)	100	%	80-120		1		10/13/15 02:17	17060-07-0	
Toluene-d8 (S)	100	%	80-120		1		10/13/15 02:17	2037-26-5	
Preservation pH	**1.0**		0.10	0.10	1		10/13/15 02:17		

REPORT OF LABORATORY ANALYSIS

This report shall not be reproduced, except in full,
without the written consent of Pace Analytical Services, Inc..

Pace Analytical Services, Inc.
9608 Loiret Blvd.
Lenexa, KS 66219
(913)599-5665

QUALITY CONTROL DATA

Project: FORT SMITH AR
Pace Project No.: 60204637

QC Batch: MSV/72186
QC Batch Method: EPA 5030B/8260
Analysis Method: EPA 5030B/8260
Analysis Description: 8260 MSV Water 10 mL Purge
Associated Lab Samples: 60204637001

METHOD BLANK: 1648882
Matrix: Water
Associated Lab Samples: 60204637001

Parameter	Units	Blank Result	Reporting Limit	Analyzed	Qualifiers
1,1,1-Trichloroethane	ug/L	ND	1.0	10/12/15 21:29	
1,1,2,2-Tetrachloroethane	ug/L	ND	1.0	10/12/15 21:29	
1,1,2-Trichloroethane	ug/L	ND	1.0	10/12/15 21:29	
1,1-Dichloroethane	ug/L	ND	1.0	10/12/15 21:29	
1,1-Dichloroethene	ug/L	ND	1.0	10/12/15 21:29	
1,2-Dichloroethane	ug/L	ND	1.0	10/12/15 21:29	
1,2-Dichloropropane	ug/L	ND	1.0	10/12/15 21:29	
2-Butanone (MEK)	ug/L	ND	10.0	10/12/15 21:29	
2-Hexanone	ug/L	ND	10.0	10/12/15 21:29	
4-Methyl-2-pentanone (MIBK)	ug/L	ND	10.0	10/12/15 21:29	
Acetone	ug/L	ND	10.0	10/12/15 21:29	
Benzene	ug/L	ND	1.0	10/12/15 21:29	
Bromodichloromethane	ug/L	ND	1.0	10/12/15 21:29	
Bromoform	ug/L	ND	1.0	10/12/15 21:29	
Bromomethane	ug/L	ND	5.0	10/12/15 21:29	
Carbon disulfide	ug/L	ND	5.0	10/12/15 21:29	
Carbon tetrachloride	ug/L	ND	1.0	10/12/15 21:29	
Chlorobenzene	ug/L	ND	1.0	10/12/15 21:29	
Chloroethane	ug/L	ND	1.0	10/12/15 21:29	
Chloroform	ug/L	ND	1.0	10/12/15 21:29	
Chloromethane	ug/L	0.080J	1.0	10/12/15 21:29	
cis-1,2-Dichloroethene	ug/L	ND	1.0	10/12/15 21:29	
cis-1,3-Dichloropropene	ug/L	ND	1.0	10/12/15 21:29	
Dibromochloromethane	ug/L	ND	1.0	10/12/15 21:29	
Ethylbenzene	ug/L	ND	1.0	10/12/15 21:29	
Methylene chloride	ug/L	ND	1.0	10/12/15 21:29	
Styrene	ug/L	ND	1.0	10/12/15 21:29	
Tetrachloroethene	ug/L	ND	1.0	10/12/15 21:29	
Toluene	ug/L	ND	1.0	10/12/15 21:29	
trans-1,2-Dichloroethene	ug/L	ND	1.0	10/12/15 21:29	
trans-1,3-Dichloropropene	ug/L	ND	1.0	10/12/15 21:29	
Trichloroethene	ug/L	0.37J	1.0	10/12/15 21:29	
Vinyl chloride	ug/L	ND	1.0	10/12/15 21:29	
Xylene (Total)	ug/L	ND	3.0	10/12/15 21:29	
1,2-Dichloroethane-d4 (S)	%	99	80-120	10/12/15 21:29	
4-Bromofluorobenzene (S)	%	100	80-120	10/12/15 21:29	
Toluene-d8 (S)	%	101	80-120	10/12/15 21:29	

Results presented on this page are in the units indicated by the "Units" column except where an alternate unit is presented to the right of the result.

REPORT OF LABORATORY ANALYSIS

This report shall not be reproduced, except in full,
without the written consent of Pace Analytical Services, Inc..

Pace Analytical Services, Inc.
9608 Loiret Blvd.
Lenexa, KS 66219
(913)599-5665

QUALITY CONTROL DATA

Project: FORT SMITH AR
Pace Project No.: 60204637

LABORATORY CONTROL SAMPLE: 1648883

Parameter	Units	Spike Conc.	LCS Result	LCS % Rec	% Rec Limits	Qualifiers
1,1,1-Trichloroethane	ug/L	20	18.3	92	80-120	
1,1,2,2-Tetrachloroethane	ug/L	20	17.0	85	73-121	
1,1,2-Trichloroethane	ug/L	20	18.0	90	80-120	
1,1-Dichloroethane	ug/L	20	18.5	92	80-120	
1,1-Dichloroethene	ug/L	20	18.6	93	80-120	
1,2-Dichloroethane	ug/L	20	17.7	89	81-120	
1,2-Dichloropropane	ug/L	20	18.1	91	80-120	
2-Butanone (MEK)	ug/L	100	110	110	67-122	
2-Hexanone	ug/L	100	110	110	75-121	
4-Methyl-2-pentanone (MIBK)	ug/L	100	92.3	92	76-120	
Acetone	ug/L	100	122	122	72-120	L0
Benzene	ug/L	20	19.0	95	80-120	
Bromodichloromethane	ug/L	20	17.8	89	80-120	
Bromoform	ug/L	20	18.0	90	73-138	
Bromomethane	ug/L	20	24.1	120	38-137	
Carbon disulfide	ug/L	20	20.2	101	71-129	
Carbon tetrachloride	ug/L	20	18.2	91	67-146	
Chlorobenzene	ug/L	20	18.7	93	80-120	
Chloroethane	ug/L	20	18.9	94	76-120	
Chloroform	ug/L	20	16.9	85	80-120	
Chloromethane	ug/L	20	16.5	83	34-165	
cis-1,2-Dichloroethene	ug/L	20	18.0	90	80-120	
cis-1,3-Dichloropropene	ug/L	20	17.7	89	80-120	
Dibromochloromethane	ug/L	20	18.7	93	80-126	
Ethylbenzene	ug/L	20	19.0	95	80-120	
Methylene chloride	ug/L	20	20.1	100	80-120	
Styrene	ug/L	20	19.8	99	80-123	
Tetrachloroethene	ug/L	20	19.1	96	80-123	
Toluene	ug/L	20	18.9	95	80-120	
trans-1,2-Dichloroethene	ug/L	20	17.5	88	80-120	
trans-1,3-Dichloropropene	ug/L	20	18.8	94	80-129	
Trichloroethene	ug/L	20	17.8	89	80-120	
Vinyl chloride	ug/L	20	19.3	96	62-125	
Xylene (Total)	ug/L	60	57.5	96	80-120	
1,2-Dichloroethane-d4 (S)	%			96	80-120	
4-Bromofluorobenzene (S)	%			98	80-120	
Toluene-d8 (S)	%			104	80-120	

Results presented on this page are in the units indicated by the "Units" column except where an alternate unit is presented to the right of the result.

REPORT OF LABORATORY ANALYSIS

This report shall not be reproduced, except in full,
without the written consent of Pace Analytical Services, Inc..

Pace Analytical Services, Inc.
9608 Loiret Blvd.
Lenexa, KS 66219
(913)599-5665

QUALIFIERS

Project: FORT SMITH AR
Pace Project No.: 60204637

DEFINITIONS

DF - Dilution Factor, if reported, represents the factor applied to the reported data due to dilution of the sample aliquot.

ND - Not Detected at or above adjusted reporting limit.

J - Estimated concentration above the adjusted method detection limit and below the adjusted reporting limit.

MDL - Adjusted Method Detection Limit.

PQL - Practical Quantitation Limit.

RL - Reporting Limit.

S - Surrogate

1,2-Diphenylhydrazine decomposes to and cannot be separated from Azobenzene using Method 8270. The result for each analyte is a combined concentration.

Consistent with EPA guidelines, unrounded data are displayed and have been used to calculate % recovery and RPD values.

LCS(D) - Laboratory Control Sample (Duplicate)

MS(D) - Matrix Spike (Duplicate)

DUP - Sample Duplicate

RPD - Relative Percent Difference

NC - Not Calculable.

SG - Silica Gel - Clean-Up

U - Indicates the compound was analyzed for, but not detected.

N-Nitrosodiphenylamine decomposes and cannot be separated from Diphenylamine using Method 8270. The result reported for each analyte is a combined concentration.

Pace Analytical is TNI accredited. Contact your Pace PM for the current list of accredited analytes.

TNI - The NELAC Institute.

LABORATORIES

PASI-K	Pace Analytical Services - Kansas City

BATCH QUALIFIERS

Batch: MSV/72186

[M5]	A matrix spike/matrix spike duplicate was not performed for this batch due to insufficient sample volume.

ANALYTE QUALIFIERS

B	Analyte was detected in the associated method blank.
L0	Analyte recovery in the laboratory control sample (LCS) was outside QC limits.
L3	Analyte recovery in the laboratory control sample (LCS) exceeded QC limits. Analyte presence below reporting limits in associated samples. Results unaffected by high bias.

This report shall not be reproduced, except in full,
without the written consent of Pace Analytical Services, Inc..

Pace Analytical Services, Inc.
9608 Loiret Blvd.
Lenexa, KS 66219
(913)599-5665

QUALITY CONTROL DATA CROSS REFERENCE TABLE

Project: FORT SMITH AR
Pace Project No.: 60204637

Lab ID	Sample ID	QC Batch Method	QC Batch	Analytical Method	Analytical Batch
60204637001	**VP-15-201510**	EPA 5030B/8260	MSV/72186		

This report shall not be reproduced, except in full,
without the written consent of Pace Analytical Services, Inc..

Pace Analytical®
www.pacelabs.com

Sample Condition Upon Receipt

WO# : 60204637

60204637

Client Name: Environ

Optional
Proj Due Date:
Proj Name:

Courier: FedEx ☐ UPS ☐ VIA ☑ Clay ☐ PEX ☐ ECI ☐ Pace ☐ Other ☐ Client ☐

Tracking #: _____ Pace Shipping Label Used? Yes ☐ No ☑

Custody Seal on Cooler/Box Present: Yes ☑ No ☐ Seals intact: Yes ☑ No ☐

Packing Material: Bubble Wrap ☐ Bubble Bags ☐ Foam ☑ None ☐ Other ☐

Thermometer Used: CF +0.6 T-239 / CF +0.6 T-262 **Type of Ice:** Wet Blue None (circle one) ☐ Samples received on ice, cooling process has begun.

Cooler Temperature: 2.2

Temperature should be above freezing to 6°C

Date and initials of person examining contents: PV 10/8/15

Chain of Custody present:	☑Yes ☐No ☐N/A	1.
Chain of Custody filled out:	☑Yes ☐No ☐N/A	2.
Chain of Custody relinquished:	☑Yes ☐No ☐N/A	3.
Sampler name & signature on COC:	☑Yes ☐No ☐N/A	4.
Samples arrived within holding time:	☑Yes ☐No ☐N/A	5.
Short Hold Time analyses (<72hr):	☐Yes ☑No ☐N/A	6.
Rush Turn Around Time requested:	☐Yes ☑No ☐N/A	7.
Sufficient volume:	☑Yes ☐No ☐N/A	8.
Correct containers used:	☑Yes ☐No ☐N/A	
Pace containers used:	☑Yes ☐No ☐N/A	9.
Containers intact:	☑Yes ☐No ☐N/A	10.
Unpreserved 5035A soils frozen w/in 48hrs?	☐Yes ☐No ☑N/A	11.
Filtered volume received for dissolved tests?	☐Yes ☐No ☑N/A	12.
Sample labels match COC:	☑Yes ☐No ☐N/A	
Includes date/time/ID/analyses Matrix:	WT	13.
All containers needing preservation have been checked.	☐Yes ☐No ☑N/A	
All containers needing preservation are found to be in compliance with EPA recommendation.	☐Yes ☐No ☑N/A	14.
Exceptions: VOA, Coliform, O&G, WI-DRO (water)	☑Yes ☐No	Initial when completed / Lot # of added preservative
Trip Blank present:	☐Yes ☑No ☐N/A	
Pace Trip Blank lot # (if purchased): _____		15.
Headspace in VOA vials (>6mm):	☐Yes ☑No ☐N/A	16.
Project sampled in USDA Regulated Area:	☐Yes ☐No ☑N/A	17. List State:
Additional labels attached to 5035A vials in the field?	☐Yes ☐No ☑N/A	18.

Client Notification/ Resolution: Copy COC to Client? Y / N Field Data Required? Y N

Person Contacted: _____ Date/Time: _____

Comments/ Resolution: _____

Project Manager Review: CDU Date: 10/8/15

Pace Analytical
www.pacelabs.com

CHAIN-OF-CUSTODY / Analytical Request Document

The Chain-of-Custody is a LEGAL DOCUMENT. All relevant fields must be completed accurately.

Page: 1 of 1

Section A — **Required** Client Information:

Company:	Environ
Address:	7500 College Blvd., Ste. 925
	Overland Park, KS 66210
Email To:	wstonestreet@environcorp.com
Phone: 913-553-5926	Fax:
Requested Due Date/TAT:	

Section B — **Required** Project Information:

Report To:	Wendy Stonestreet
Copy To:	Tamara Gleason
	tgleason@environcorp.com
Purchase Order No.:	
Project Name:	Fort Smith, AR
Project Number:	

Section C — Invoice Information:

Attention:	Tamara Gleason
Company Name:	
Address:	
Pace Quote Reference:	
Pace Project Manager:	MJ Walls
Pace Profile #:	7444 water, 7709 soil

REGULATORY AGENCY

☐ NPDES ☐ GROUND WATER ☐ DRINKING WATER
☐ UST ☐ RCRA ☒ OTHER ADEQ

Site Location — **STATE:** AR

Section D — **Required** Client Information

Valid Matrix Codes

MATRIX	CODE
DRINKING WATER	DW
WATER	WT
WASTE WATER	WW
PRODUCT	P
SOIL/SOLID	SL
OIL	OL
WIPE	WP
AIR	AR
OTHER	OT
TISSUE	TS

SAMPLE ID
(A-Z, 0-9 / ,-)
Sample IDs MUST BE UNIQUE

Requested Analysis Filtered (Y/N)

ITEM #	SAMPLE ID	MATRIX CODE (see valid codes to left)	SAMPLE TYPE (G=GRAB C=COMP)	COLLECTED: COMPOSITE START DATE	COMPOSITE START TIME	COMPOSITE END/GRAB DATE	COMPOSITE END/GRAB TIME	SAMPLE TEMP AT COLLECTION	# OF CONTAINERS	Preservatives: Unpreserved	H_2SO_4	HNO_3	HCl	NaOH	$Na_2S_2O_3$	Methanol	Other	Analysis Test Y/N	8260 client specific list	Residual Chlorine (Y/N)	Pace Project No./ Lab I.D.
1	VP-15-20151O	WT	G			10/7/15	1000		4				X						X		60204637
2																					
3																					
4																					
5																					
6																					
7																					
8																					
9																					
10																					
11																					
12																					

Wendy Stonestreet

ADDITIONAL COMMENTS	RELINQUISHED BY / AFFILIATION	DATE	TIME	ACCEPTED BY / AFFILIATION	DATE	TIME	SAMPLE CONDITIONS			
	Wendy Stonestreet / ENVIRON	10/7/15	1900		10/8/15	1045	2.2	-1	Y	Y

SAMPLER NAME AND SIGNATURE

PRINT Name of SAMPLER: Wendy Stonestreet

SIGNATURE of SAMPLER: Wendy Stonestreet

DATE Signed (MM/DD/YY): 10/7/2015

Temp in °C	Received on Ice (Y/N)	Custody Sealed Cooler (Y/N)	Samples Intact (Y/N)

*Important Note: By signing this form you are accepting Pace's NET 30 day payment terms and agreeing to late charges of 1.5% per month for any invoices not paid within 30 days.

Pace Analytical Services, Inc.
9608 Loiret Blvd.
Lenexa, KS 66219
(913)599-5665

October 22, 2015

Wendy Stonestreet
Environ International Corporation
7500 College Blvd Ste 925
Overland Park, KS 66210

RE: Project: Fort Smith, AR
Pace Project No.: 60204767

Dear Wendy Stonestreet:
Enclosed are the analytical results for sample(s) received by the laboratory on October 09, 2015. The results relate only to the samples included in this report. Results reported herein conform to the most current TNI standards and the laboratory's Quality Assurance Manual, where applicable, unless otherwise noted in the body of the report.

If you have any questions concerning this report, please feel free to contact me.

Sincerely,

Colleen Clyne
colleen.clyne@pacelabs.com
Project Manager

Enclosures

cc: Tamara Gleason, ENVIRON International Corporation

This report shall not be reproduced, except in full,
without the written consent of Pace Analytical Services, Inc..

Pace Analytical Services, Inc.
9608 Loiret Blvd.
Lenexa, KS 66219
(913)599-5665

CERTIFICATIONS

Project: Fort Smith, AR
Pace Project No.: 60204767

Kansas Certification IDs
9608 Loiret Boulevard, Lenexa, KS 66219
WY STR Certification #: 2456.01
Arkansas Certification #: 15-016-0
Illinois Certification #: 003097
Iowa Certification #: 118
Kansas/NELAP Certification #: E-10116
Louisiana Certification #: 03055
Nevada Certification #: KS000212008A
Oklahoma Certification #: 9205/9935
Texas Certification #: T104704407
Utah Certification #: KS00021

This report shall not be reproduced, except in full,
without the written consent of Pace Analytical Services, Inc..

Pace Analytical Services, Inc.
9608 Loiret Blvd.
Lenexa, KS 66219
(913)599-5665

SAMPLE SUMMARY

Project: Fort Smith, AR
Pace Project No.: 60204767

Lab ID	Sample ID	Matrix	Date Collected	Date Received
60204767001	MW-61R-201510	Water	10/08/15 10:30	10/09/15 17:37
60204767002	DUP-02-201510	Water	10/08/15 10:30	10/09/15 17:37
60204767003	MW-23-201510	Water	10/08/15 09:40	10/09/15 17:37
60204767004	MW-83-201510	Water	10/08/15 12:20	10/09/15 17:37
60204767005	MW-24-201510	Water	10/08/15 14:30	10/09/15 17:37
60204767006	MW-63R-201510	Water	10/08/15 08:58	10/09/15 17:37
60204767007	TB-19-201510	Water	10/08/15 08:00	10/09/15 17:37
60204767008	MW-38-201510	Water	10/08/15 15:00	10/09/15 17:37
60204767009	MW-58R-201510	Water	10/08/15 14:50	10/09/15 17:37
60204767010	MW-25-201510	Water	10/08/15 16:50	10/09/15 17:37
60204767011	TB-20-201510	Water	10/08/15 08:00	10/09/15 17:37
60204767012	TB-21-201510	Water	10/08/15 08:00	10/09/15 17:37
60204767013	ITMW-19-201510	Water	10/08/15 14:00	10/09/15 17:37
60204767014	MW-81-201510	Water	10/08/15 11:45	10/09/15 17:37
60204767015	MW-172-201510	Water	10/08/15 15:50	10/09/15 17:37
60204767016	EB-04-201510	Water	10/08/15 16:51	10/09/15 17:37
60204767017	MW-33R-201510	Water	10/08/15 14:20	10/09/15 17:37
60204767018	DUP-05-201510	Water	10/08/15 14:20	10/09/15 17:37
60204767019	TB-22-201510	Water	10/08/15 08:00	10/09/15 17:37
60204767020	ITMW-15-201510	Water	10/08/15 11:30	10/09/15 17:37
60204767021	ITMW-7-201510	Water	10/08/15 11:20	10/09/15 17:37
60204767022	ITMW-21-201510	Water	10/08/15 08:50	10/09/15 17:37
60204767023	IW-77-201510	Water	10/08/15 09:30	10/09/15 17:37
60204767024	MW-86-201510	Water	10/08/15 16:00	10/09/15 17:37
60204767025	TB-23-201510	Water	10/08/15 08:00	10/09/15 17:37
60204767026	ITMW-17-201510	Water	10/08/15 09:40	10/09/15 17:37
60204767027	MW-85-201510	Water	10/08/15 11:40	10/09/15 17:37
60204767028	ITMW-18-201510	Water	10/08/15 16:35	10/09/15 17:37
60204767029	DUP-06-201510	Water	10/08/15 16:35	10/09/15 17:37
60204767030	TB-24-201510	Water	10/08/15 08:00	10/09/15 17:37
60204767031	MW-34R-201510	Water	10/08/15 16:45	10/09/15 17:37
60204767032	EB-07-201510	Water	10/08/15 17:50	10/09/15 17:37
60204767033	MW-92-201510	Water	10/08/15 08:53	10/09/15 17:37
60204767034	MW-94-201510	Water	10/08/15 10:56	10/09/15 17:37
60204767035	MW-93-201510	Water	10/08/15 14:05	10/09/15 17:37
60204767036	MW-95-201510	Water	10/08/15 12:30	10/09/15 17:37
60204767037	EB-06-201510	Water	10/08/15 18:00	10/09/15 17:37

This report shall not be reproduced, except in full,
without the written consent of Pace Analytical Services, Inc..

Pace Analytical Services, Inc.
9608 Loiret Blvd.
Lenexa, KS 66219
(913)599-5665

SAMPLE SUMMARY

Project: Fort Smith, AR
Pace Project No.: 60204767

Lab ID	Sample ID	Matrix	Date Collected	Date Received
60204767038	**TB-25-201510**	Water	10/08/15 08:00	10/09/15 17:37

This report shall not be reproduced, except in full,
without the written consent of Pace Analytical Services, Inc..

Pace Analytical Services, Inc.
9608 Loiret Blvd.
Lenexa, KS 66219
(913)599-5665

SAMPLE ANALYTE COUNT

Project: Fort Smith, AR
Pace Project No.: 60204767

Lab ID	Sample ID	Method	Analysts	Analytes Reported	Laboratory
60204767001	**MW-61R-201510**	EPA 8015 - Alcohol	MS1	1	PASI-D
		EPA 6010	TDS	2	PASI-K
		EPA 5030B/8260	PGH	38	PASI-K
		SM 2320B	LDB	3	PASI-K
		SM 3500-Fe B#4	TJG	1	PASI-K
		SM 4500-H+B	TJG	1	PASI-K
		SM 4500-S-2 D	LDB	1	PASI-K
		EPA 300.0	AJM	2	PASI-K
		EPA 350.1	RAB	1	PASI-K
		EPA 353.2	OL	3	PASI-K
		EPA 365.4	RAB	1	PASI-K
		SM 4500-CO2 D	JMC1	1	PASI-K
		SM 5310C	ESM	1	PASI-K
60204767002	**DUP-02-201510**	EPA 5030B/8260	PGH	38	PASI-K
60204767003	**MW-23-201510**	EPA 8015 - Alcohol	MS1	1	PASI-D
		EPA 6010	TDS	2	PASI-K
		EPA 5030B/8260	PGH	38	PASI-K
		SM 2320B	LDB	3	PASI-K
		SM 3500-Fe B#4	TJG	1	PASI-K
		SM 4500-H+B	TJG	1	PASI-K
		SM 4500-S-2 D	LDB	1	PASI-K
		EPA 300.0	AJM	2	PASI-K
		EPA 350.1	RAB	1	PASI-K
		EPA 353.2	OL	3	PASI-K
		EPA 365.4	RAB	2	PASI-K
		SM 4500-CO2 D	JMC1	1	PASI-K
		SM 5310C	ESM	1	PASI-K
60204767004	**MW-83-201510**	EPA 8015 - Alcohol	MS1	1	PASI-D
		EPA 6010	TDS	2	PASI-K
		EPA 5030B/8260	PGH	38	PASI-K
		SM 2320B	LDB	3	PASI-K
		SM 3500-Fe B#4	TJG	1	PASI-K
		SM 4500-H+B	TJG	1	PASI-K
		SM 4500-S-2 D	LDB	1	PASI-K
		EPA 300.0	AJM	2	PASI-K
		EPA 350.1	RAB	1	PASI-K
		EPA 353.2	OL	3	PASI-K

This report shall not be reproduced, except in full,
without the written consent of Pace Analytical Services, Inc..

Pace Analytical Services, Inc.
9608 Loiret Blvd.
Lenexa, KS 66219
(913)599-5665

SAMPLE ANALYTE COUNT

Project: Fort Smith, AR
Pace Project No.: 60204767

Lab ID	Sample ID	Method	Analysts	Analytes Reported	Laboratory
		EPA 365.4	RAB	1	PASI-K
		SM 4500-CO2 D	JMC1	1	PASI-K
		SM 5310C	ESM	1	PASI-K
60204767005	**MW-24-201510**	EPA 8015 - Alcohol	MS1	1	PASI-D
		EPA 6010	TDS	2	PASI-K
		EPA 5030B/8260	PGH	38	PASI-K
		SM 2320B	LDB	3	PASI-K
		SM 3500-Fe B#4	TJG	1	PASI-K
		SM 4500-H+B	TJG	1	PASI-K
		SM 4500-S-2 D	LDB	1	PASI-K
		EPA 300.0	AJM	2	PASI-K
		EPA 350.1	RAB	1	PASI-K
		EPA 353.2	OL	3	PASI-K
		EPA 365.4	RAB	1	PASI-K
		SM 4500-CO2 D	JMC1	1	PASI-K
		SM 5310C	ESM	1	PASI-K
60204767006	**MW-63R-201510**	EPA 8015 - Alcohol	MS1	1	PASI-D
		EPA 6010	TDS	2	PASI-K
		EPA 5030B/8260	PGH	38	PASI-K
		SM 2320B	LDB	3	PASI-K
		SM 3500-Fe B#4	TJG	1	PASI-K
		SM 4500-H+B	TJG	1	PASI-K
		SM 4500-S-2 D	LDB	1	PASI-K
		EPA 300.0	AJM	2	PASI-K
		EPA 350.1	RAB	1	PASI-K
		EPA 353.2	OL	3	PASI-K
		EPA 365.4	RAB	1	PASI-K
		SM 4500-CO2 D	JMC1	1	PASI-K
		SM 5310C	ESM	1	PASI-K
60204767007	**TB-19-201510**	EPA 5030B/8260	PGH	38	PASI-K
60204767008	**MW-38-201510**	EPA 8015 - Alcohol	MS1	1	PASI-D
		EPA 6010	TDS	2	PASI-K
		EPA 5030B/8260	JTK, PGH	38	PASI-K
		SM 2320B	LDB	3	PASI-K
		SM 3500-Fe B#4	TJG	1	PASI-K
		SM 4500-H+B	TJG	1	PASI-K
		SM 4500-S-2 D	LDB	1	PASI-K

This report shall not be reproduced, except in full,
without the written consent of Pace Analytical Services, Inc..

Pace Analytical Services, Inc.
9608 Loiret Blvd.
Lenexa, KS 66219
(913)599-5665

SAMPLE ANALYTE COUNT

Project: Fort Smith, AR
Pace Project No.: 60204767

Lab ID	Sample ID	Method	Analysts	Analytes Reported	Laboratory
		EPA 300.0	AJM	2	PASI-K
		EPA 350.1	RAB	1	PASI-K
		EPA 353.2	OL	3	PASI-K
		EPA 365.4	RAB	1	PASI-K
		SM 4500-CO2 D	JMC1	1	PASI-K
		SM 5310C	ESM	1	PASI-K
60204767009	**MW-58R-201510**	EPA 8015 - Alcohol	MS1	1	PASI-D
		EPA 6010	TDS	2	PASI-K
		EPA 5030B/8260	PGH	38	PASI-K
		SM 2320B	LDB	3	PASI-K
		SM 3500-Fe B#4	TJG	1	PASI-K
		SM 4500-H+B	TJG	1	PASI-K
		SM 4500-S-2 D	LDB	1	PASI-K
		EPA 300.0	AJM	2	PASI-K
		EPA 350.1	RAB	1	PASI-K
		EPA 353.2	OL	3	PASI-K
		EPA 365.4	RAB	1	PASI-K
		SM 4500-CO2 D	JMC1	1	PASI-K
		SM 5310C	ESM	1	PASI-K
60204767010	**MW-25-201510**	EPA 8015 - Alcohol	MS1	1	PASI-D
		EPA 6010	TDS	2	PASI-K
		EPA 5030B/8260	JTK, PGH	38	PASI-K
		SM 2320B	LDB	3	PASI-K
		SM 3500-Fe B#4	TJG	1	PASI-K
		SM 4500-H+B	TJG	1	PASI-K
		SM 4500-S-2 D	LDB	1	PASI-K
		EPA 300.0	AJM	2	PASI-K
		EPA 350.1	RAB	1	PASI-K
		EPA 353.2	OL	3	PASI-K
		EPA 365.4	RAB	1	PASI-K
		SM 4500-CO2 D	TJG	1	PASI-K
		SM 5310C	ESM	1	PASI-K
60204767011	**TB-20-201510**	EPA 5030B/8260	PGH	38	PASI-K
60204767012	**TB-21-201510**	EPA 5030B/8260	PGH	38	PASI-K
60204767013	**ITMW-19-201510**	EPA 8015 - Alcohol	MS1	1	PASI-D
		EPA 6010	TDS	2	PASI-K
		EPA 5030B/8260	PGH	38	PASI-K

This report shall not be reproduced, except in full,
without the written consent of Pace Analytical Services, Inc..

Pace Analytical Services, Inc.
9608 Loiret Blvd.
Lenexa, KS 66219
(913)599-5665

SAMPLE ANALYTE COUNT

Project: Fort Smith, AR
Pace Project No.: 60204767

Lab ID	Sample ID	Method	Analysts	Analytes Reported	Laboratory
		SM 2320B	LDB	3	PASI-K
		SM 3500-Fe B#4	TJG	1	PASI-K
		SM 4500-H+B	TJG	1	PASI-K
		SM 4500-S-2 D	LDB	1	PASI-K
		EPA 300.0	AJM	2	PASI-K
		EPA 350.1	RAB	1	PASI-K
		EPA 353.2	OL	3	PASI-K
		EPA 365.4	RAB	1	PASI-K
		SM 4500-CO2 D	TJG	1	PASI-K
		SM 5310C	ESM	1	PASI-K
60204767014	**MW-81-201510**	EPA 8015 - Alcohol	MS1	1	PASI-D
		EPA 6010	TDS	2	PASI-K
		EPA 5030B/8260	JTK	38	PASI-K
		SM 2320B	LDB	3	PASI-K
		SM 3500-Fe B#4	TJG	1	PASI-K
		SM 4500-H+B	TJG	1	PASI-K
		SM 4500-S-2 D	LDB	1	PASI-K
		EPA 300.0	AJM	2	PASI-K
		EPA 350.1	RAB	1	PASI-K
		EPA 353.2	OL	3	PASI-K
		EPA 365.4	RAB	1	PASI-K
		SM 4500-CO2 D	TJG	1	PASI-K
		SM 5310C	ESM	1	PASI-K
60204767015	**MW-172-201510**	EPA 8015 - Alcohol	MS1	1	PASI-D
		EPA 6010	TDS	2	PASI-K
		EPA 5030B/8260	JTK	38	PASI-K
		SM 2320B	LDB	3	PASI-K
		SM 3500-Fe B#4	TJG	1	PASI-K
		SM 4500-H+B	TJG	1	PASI-K
		SM 4500-S-2 D	LDB	1	PASI-K
		EPA 300.0	AJM	2	PASI-K
		EPA 350.1	RAB	1	PASI-K
		EPA 353.2	OL	3	PASI-K
		EPA 365.4	RAB	2	PASI-K
		SM 4500-CO2 D	TJG	1	PASI-K
		SM 5310C	ESM	1	PASI-K
60204767016	**EB-04-201510**	EPA 5030B/8260	PGH	38	PASI-K

This report shall not be reproduced, except in full,
without the written consent of Pace Analytical Services, Inc..

Pace Analytical Services, Inc.
9608 Loiret Blvd.
Lenexa, KS 66219
(913)599-5665

SAMPLE ANALYTE COUNT

Project: Fort Smith, AR
Pace Project No.: 60204767

Lab ID	Sample ID	Method	Analysts	Analytes Reported	Laboratory
60204767017	**MW-33R-201510**	EPA 8015 - Alcohol	MS1	1	PASI-D
		EPA 6010	TDS	2	PASI-K
		EPA 5030B/8260	PGH	38	PASI-K
		SM 2320B	LDB	3	PASI-K
		SM 3500-Fe B#4	TJG	1	PASI-K
		SM 4500-H+B	TJG	1	PASI-K
		SM 4500-S-2 D	LDB	1	PASI-K
		EPA 300.0	AJM	2	PASI-K
		EPA 350.1	RAB	1	PASI-K
		EPA 353.2	OL	3	PASI-K
		EPA 365.4	RAB	2	PASI-K
		SM 4500-CO2 D	TJG	1	PASI-K
		SM 5310C	ESM	1	PASI-K
60204767018	**DUP-05-201510**	EPA 5030B/8260	JTK, PGH	38	PASI-K
60204767019	**TB-22-201510**	EPA 5030B/8260	PGH	38	PASI-K
60204767020	**ITMW-15-201510**	EPA 8015 - Alcohol	MS1	1	PASI-D
		EPA 6010	TDS	2	PASI-K
		EPA 5030B/8260	PGH	38	PASI-K
		SM 2320B	LDB	3	PASI-K
		SM 3500-Fe B#4	TJG	1	PASI-K
		SM 4500-H+B	TJG	1	PASI-K
		SM 4500-S-2 D	LDB	1	PASI-K
		EPA 300.0	AJM	2	PASI-K
		EPA 350.1	RAB	1	PASI-K
		EPA 353.2	OL	3	PASI-K
		EPA 365.4	RAB	1	PASI-K
		SM 4500-CO2 D	TJG	1	PASI-K
		SM 5310C	ESM	1	PASI-K
60204767021	**ITMW-7-201510**	EPA 8015 - Alcohol	MS1	1	PASI-D
		EPA 6010	TDS	2	PASI-K
		EPA 5030B/8260	PGH	38	PASI-K
		SM 2320B	LDB	3	PASI-K
		SM 3500-Fe B#4	TJG	1	PASI-K
		SM 4500-H+B	TJG	1	PASI-K
		SM 4500-S-2 D	LDB	1	PASI-K
		EPA 300.0	AJM	2	PASI-K
		EPA 350.1	RAB	1	PASI-K

This report shall not be reproduced, except in full,
without the written consent of Pace Analytical Services, Inc..

Pace Analytical Services, Inc.
9608 Loiret Blvd.
Lenexa, KS 66219
(913)599-5665

SAMPLE ANALYTE COUNT

Project: Fort Smith, AR
Pace Project No.: 60204767

Lab ID	Sample ID	Method	Analysts	Analytes Reported	Laboratory
		EPA 353.2	OL	3	PASI-K
		EPA 365.4	RAB	1	PASI-K
		SM 4500-CO2 D	TJG	1	PASI-K
		SM 5310C	ESM	1	PASI-K
60204767022	**ITMW-21-201510**	EPA 8015 - Alcohol	MS1	1	PASI-D
		EPA 6010	TDS	2	PASI-K
		EPA 5030B/8260	PGH	38	PASI-K
		SM 2320B	LDB	3	PASI-K
		SM 3500-Fe B#4	TJG	1	PASI-K
		SM 4500-H+B	TJG	1	PASI-K
		SM 4500-S-2 D	LDB	1	PASI-K
		EPA 300.0	AJM	2	PASI-K
		EPA 350.1	RAB	1	PASI-K
		EPA 353.2	OL	3	PASI-K
		EPA 365.4	RAB	1	PASI-K
		SM 4500-CO2 D	TJG	1	PASI-K
		SM 5310C	ESM	1	PASI-K
60204767023	**IW-77-201510**	EPA 8015 - Alcohol	MS1	1	PASI-D
		EPA 6010	TDS	2	PASI-K
		EPA 5030B/8260	PGH	38	PASI-K
		SM 2320B	LDB	3	PASI-K
		SM 3500-Fe B#4	TJG	1	PASI-K
		SM 4500-H+B	TJG	1	PASI-K
		SM 4500-S-2 D	LDB	1	PASI-K
		EPA 300.0	AJM	2	PASI-K
		EPA 350.1	RAB	1	PASI-K
		EPA 353.2	OL	3	PASI-K
		EPA 365.4	RAB	1	PASI-K
		SM 4500-CO2 D	TJG	1	PASI-K
		SM 5310C	ESM	1	PASI-K
60204767024	**MW-86-201510**	EPA 8015 - Alcohol	MS1	1	PASI-D
		EPA 6010	TDS	2	PASI-K
		EPA 5030B/8260	JTK, PGH	38	PASI-K
		SM 2320B	LDB	3	PASI-K
		SM 3500-Fe B#4	TJG	1	PASI-K
		SM 4500-H+B	TJG	1	PASI-K
		SM 4500-S-2 D	LDB	1	PASI-K

This report shall not be reproduced, except in full,
without the written consent of Pace Analytical Services, Inc..

Pace Analytical Services, Inc.
9608 Loiret Blvd.
Lenexa, KS 66219
(913)599-5665

SAMPLE ANALYTE COUNT

Project: Fort Smith, AR
Pace Project No.: 60204767

Lab ID	Sample ID	Method	Analysts	Analytes Reported	Laboratory
		EPA 300.0	AJM	2	PASI-K
		EPA 350.1	RAB	1	PASI-K
		EPA 353.2	OL	3	PASI-K
		EPA 365.4	RAB	1	PASI-K
		SM 4500-CO2 D	TJG	1	PASI-K
		SM 5310C	ESM	1	PASI-K
60204767025	**TB-23-201510**	EPA 5030B/8260	PGH	38	PASI-K
60204767026	**ITMW-17-201510**	EPA 8015 - Alcohol	MS1	1	PASI-D
		EPA 6010	TDS	2	PASI-K
		EPA 5030B/8260	JTK, PGH	38	PASI-K
		SM 2320B	LDB	3	PASI-K
		SM 3500-Fe B#4	TJG	1	PASI-K
		SM 4500-H+B	TJG	1	PASI-K
		SM 4500-S-2 D	LDB	1	PASI-K
		EPA 300.0	AJM	2	PASI-K
		EPA 350.1	RAB	1	PASI-K
		EPA 353.2	OL	3	PASI-K
		EPA 365.4	RAB	1	PASI-K
		SM 4500-CO2 D	TJG	1	PASI-K
		SM 5310C	ESM	1	PASI-K
60204767027	**MW-85-201510**	EPA 8015 - Alcohol	MS1	1	PASI-D
		EPA 6010	TDS	2	PASI-K
		EPA 5030B/8260	JTK, PGH	38	PASI-K
		SM 2320B	LDB	3	PASI-K
		SM 3500-Fe B#4	TJG	1	PASI-K
		SM 4500-H+B	TJG	1	PASI-K
		SM 4500-S-2 D	LDB	1	PASI-K
		EPA 300.0	AJM	2	PASI-K
		EPA 350.1	RAB	1	PASI-K
		EPA 353.2	OL	3	PASI-K
		EPA 365.4	RAB	1	PASI-K
		SM 4500-CO2 D	TJG	1	PASI-K
		SM 5310C	ESM	1	PASI-K
60204767028	**ITMW-18-201510**	EPA 8015 - Alcohol	MS1	1	PASI-D
		EPA 6010	TDS	2	PASI-K
		EPA 5030B/8260	PGH	38	PASI-K
		SM 2320B	LDB	3	PASI-K

This report shall not be reproduced, except in full,
without the written consent of Pace Analytical Services, Inc..

Pace Analytical Services, Inc.
9608 Loiret Blvd.
Lenexa, KS 66219
(913)599-5665

SAMPLE ANALYTE COUNT

Project: Fort Smith, AR
Pace Project No.: 60204767

Lab ID	Sample ID	Method	Analysts	Analytes Reported	Laboratory
		SM 3500-Fe B#4	TJG	1	PASI-K
		SM 4500-H+B	TJG	1	PASI-K
		SM 4500-S-2 D	LDB	1	PASI-K
		EPA 300.0	AJM	2	PASI-K
		EPA 350.1	RAB	1	PASI-K
		EPA 353.2	OL	3	PASI-K
		EPA 365.4	RAB	1	PASI-K
		SM 4500-CO2 D	TJG	1	PASI-K
		SM 5310C	ESM	1	PASI-K
60204767029	**DUP-06-201510**	EPA 5030B/8260	JTK	38	PASI-K
60204767030	**TB-24-201510**	EPA 5030B/8260	PGH	38	PASI-K
60204767031	**MW-34R-201510**	EPA 8015 - Alcohol	MS1	1	PASI-D
		EPA 6010	TDS	2	PASI-K
		EPA 5030B/8260	JTK	38	PASI-K
		SM 2320B	LDB	3	PASI-K
		SM 3500-Fe B#4	TJG	1	PASI-K
		SM 4500-H+B	TJG	1	PASI-K
		SM 4500-S-2 D	LDB	1	PASI-K
		EPA 300.0	AJM	2	PASI-K
		EPA 350.1	RAB	1	PASI-K
		EPA 353.2	OL	3	PASI-K
		EPA 365.4	RAB	1	PASI-K
		SM 4500-CO2 D	TJG	1	PASI-K
		SM 5310C	ESM	1	PASI-K
60204767032	**EB-07-201510**	EPA 5030B/8260	PGH	38	PASI-K
60204767033	**MW-92-201510**	EPA 8015 - Alcohol	MS1	1	PASI-D
		EPA 6010	TDS	2	PASI-K
		EPA 5030B/8260	JTK	38	PASI-K
		SM 2320B	LDB	3	PASI-K
		SM 3500-Fe B#4	TJG	1	PASI-K
		SM 4500-H+B	TJG	1	PASI-K
		SM 4500-S-2 D	LDB	1	PASI-K
		EPA 300.0	AJM	2	PASI-K
		EPA 350.1	RAB	1	PASI-K
		EPA 353.2	OL	3	PASI-K
		EPA 365.4	RAB	1	PASI-K
		SM 4500-CO2 D	TJG	1	PASI-K

This report shall not be reproduced, except in full,
without the written consent of Pace Analytical Services, Inc..

Pace Analytical Services, Inc.
9608 Loiret Blvd.
Lenexa, KS 66219
(913)599-5665

SAMPLE ANALYTE COUNT

Project: Fort Smith, AR
Pace Project No.: 60204767

Lab ID	Sample ID	Method	Analysts	Analytes Reported	Laboratory
		SM 5310C	ESM	1	PASI-K
60204767034	**MW-94-201510**	EPA 8015 - Alcohol	MS1	1	PASI-D
		EPA 6010	TDS	2	PASI-K
		EPA 5030B/8260	JTK	38	PASI-K
		SM 2320B	LDB	3	PASI-K
		SM 3500-Fe B#4	TJG	1	PASI-K
		SM 4500-H+B	TJG	1	PASI-K
		SM 4500-S-2 D	LDB	1	PASI-K
		EPA 300.0	AJM	2	PASI-K
		EPA 350.1	RAB	1	PASI-K
		EPA 353.2	OL	3	PASI-K
		EPA 365.4	RAB	1	PASI-K
		SM 4500-CO2 D	TJG	1	PASI-K
		SM 5310C	ESM	1	PASI-K
60204767035	**MW-93-201510**	EPA 8015 - Alcohol	MS1	1	PASI-D
		EPA 6010	TDS	2	PASI-K
		EPA 5030B/8260	JTK, PGH	38	PASI-K
		SM 2320B	LDB	3	PASI-K
		SM 3500-Fe B#4	TJG	1	PASI-K
		SM 4500-H+B	TJG	1	PASI-K
		SM 4500-S-2 D	LDB	1	PASI-K
		EPA 300.0	AJM	2	PASI-K
		EPA 350.1	RAB	1	PASI-K
		EPA 353.2	OL	3	PASI-K
		EPA 365.4	RAB	1	PASI-K
		SM 4500-CO2 D	TJG	1	PASI-K
		SM 5310C	ESM	1	PASI-K
60204767036	**MW-95-201510**	EPA 8015 - Alcohol	MS1	1	PASI-D
		EPA 6010	TDS	2	PASI-K
		EPA 5030B/8260	JTK, PGH	38	PASI-K
		SM 2320B	LDB	3	PASI-K
		SM 3500-Fe B#4	TJG	1	PASI-K
		SM 4500-H+B	TJG	1	PASI-K
		SM 4500-S-2 D	LDB	1	PASI-K
		EPA 300.0	AJM	2	PASI-K
		EPA 350.1	RAB	1	PASI-K
		EPA 353.2	OL	3	PASI-K

This report shall not be reproduced, except in full,
without the written consent of Pace Analytical Services, Inc..

Pace Analytical Services, Inc.
9608 Loiret Blvd.
Lenexa, KS 66219
(913)599-5665

SAMPLE ANALYTE COUNT

Project: Fort Smith, AR
Pace Project No.: 60204767

Lab ID	Sample ID	Method	Analysts	Analytes Reported	Laboratory
		EPA 365.4	RAB	1	PASI-K
		SM 4500-CO2 D	TJG	1	PASI-K
		SM 5310C	ESM	1	PASI-K
60204767037	**EB-06-201510**	EPA 5030B/8260	PGH	38	PASI-K
60204767038	**TB-25-201510**	EPA 5030B/8260	PGH	38	PASI-K

This report shall not be reproduced, except in full,
without the written consent of Pace Analytical Services, Inc..

Pace Analytical Services, Inc.
9608 Loiret Blvd.
Lenexa, KS 66219
(913)599-5665

PROJECT NARRATIVE

Project: Fort Smith, AR
Pace Project No.: 60204767

Method: **EPA 8015 - Alcohol**
Description: Alcohol by Direct Inject GCFID
Client: Environ_AR
Date: October 22, 2015

General Information:
25 samples were analyzed for EPA 8015 - Alcohol. All samples were received in acceptable condition with any exceptions noted below or on the chain-of custody and/or the sample condition upon receipt form (SCUR) attached at the end of this report.

Hold Time:
The samples were analyzed within the method required hold times with any exceptions noted below.

Initial Calibrations (including MS Tune as applicable):
All criteria were within method requirements with any exceptions noted below.

Continuing Calibration:
All criteria were within method requirements with any exceptions noted below.

Surrogates:
All surrogates were within QC limits with any exceptions noted below.

Method Blank:
All analytes were below the report limit in the method blank, where applicable, with any exceptions noted below.

Laboratory Control Spike:
All laboratory control spike compounds were within QC limits with any exceptions noted below.

Matrix Spikes:
All percent recoveries and relative percent differences (RPDs) were within acceptance criteria with any exceptions noted below.

Additional Comments:

This report shall not be reproduced, except in full,
without the written consent of Pace Analytical Services, Inc..

Pace Analytical Services, Inc.
9608 Loiret Blvd.
Lenexa, KS 66219
(913)599-5665

PROJECT NARRATIVE

Project: Fort Smith, AR
Pace Project No.: 60204767

Method: **EPA 6010**
Description: 6010 MET ICP
Client: Environ_AR
Date: October 22, 2015

General Information:
25 samples were analyzed for EPA 6010. All samples were received in acceptable condition with any exceptions noted below or on the chain-of custody and/or the sample condition upon receipt form (SCUR) attached at the end of this report.

Hold Time:
The samples were analyzed within the method required hold times with any exceptions noted below.

Sample Preparation:
The samples were prepared in accordance with EPA 3010 with any exceptions noted below.

Initial Calibrations (including MS Tune as applicable):
All criteria were within method requirements with any exceptions noted below.

Continuing Calibration:
All criteria were within method requirements with any exceptions noted below.

Method Blank:
All analytes were below the report limit in the method blank, where applicable, with any exceptions noted below.

Laboratory Control Spike:
All laboratory control spike compounds were within QC limits with any exceptions noted below.

Matrix Spikes:
All percent recoveries and relative percent differences (RPDs) were within acceptance criteria with any exceptions noted below.

QC Batch: MPRP/33491

A matrix spike and/or matrix spike duplicate (MS/MSD) were performed on the following sample(s): 60204767001

M1: Matrix spike recovery exceeded QC limits. Batch accepted based on laboratory control sample (LCS) recovery.

- MSD (Lab ID: 1649052)
  - Iron
  - Manganese

Additional Comments:

This report shall not be reproduced, except in full,
without the written consent of Pace Analytical Services, Inc..

Pace Analytical Services, Inc.
9608 Loiret Blvd.
Lenexa, KS 66219
(913)599-5665

PROJECT NARRATIVE

Project: Fort Smith, AR
Pace Project No.: 60204767

Method: **EPA 5030B/8260**
Description: 8260 MSV
Client: Environ_AR
Date: October 22, 2015

General Information:
38 samples were analyzed for EPA 5030B/8260. All samples were received in acceptable condition with any exceptions noted below or on the chain-of custody and/or the sample condition upon receipt form (SCUR) attached at the end of this report.

pH: Post-analysis pH measurement indicates insufficient VOA sample preservation.
- MW-61R-201510 (Lab ID: 60204767001)

Hold Time:
The samples were analyzed within the method required hold times with any exceptions noted below.

Initial Calibrations (including MS Tune as applicable):
All criteria were within method requirements with any exceptions noted below.

Continuing Calibration:
All criteria were within method requirements with any exceptions noted below.

Internal Standards:
All internal standards were within QC limits with any exceptions noted below.

Surrogates:
All surrogates were within QC limits with any exceptions noted below.

Method Blank:
All analytes were below the report limit in the method blank, where applicable, with any exceptions noted below.

QC Batch: MSV/72185

B: Analyte was detected in the associated method blank.
- BLANK for HBN 404231 [MSV/7218 (Lab ID: 1648879)
  - Bromomethane
  - Chloromethane

QC Batch: MSV/72186

B: Analyte was detected in the associated method blank.
- BLANK for HBN 404233 [MSV/7218 (Lab ID: 1648882)
  - Chloromethane
  - Trichloroethene

QC Batch: MSV/72258

B: Analyte was detected in the associated method blank.
- BLANK for HBN 404738 [MSV/7225 (Lab ID: 1650919)
  - Methylene chloride

QC Batch: MSV/72263

B: Analyte was detected in the associated method blank.
- BLANK for HBN 404786 [MSV/7226 (Lab ID: 1651024)
  - Methylene chloride

This report shall not be reproduced, except in full,
without the written consent of Pace Analytical Services, Inc..

Pace Analytical Services, Inc.
9608 Loiret Blvd.
Lenexa, KS 66219
(913)599-5665

PROJECT NARRATIVE

Project: Fort Smith, AR
Pace Project No.: 60204767

Method: **EPA 5030B/8260**
Description: 8260 MSV
Client: Environ_AR
Date: October 22, 2015

Laboratory Control Spike:
All laboratory control spike compounds were within QC limits with any exceptions noted below.

QC Batch: MSV/72185

L0: Analyte recovery in the laboratory control sample (LCS) was outside QC limits.
- LCS (Lab ID: 1648880)
  - Acetone

QC Batch: MSV/72186

L0: Analyte recovery in the laboratory control sample (LCS) was outside QC limits.
- LCS (Lab ID: 1648883)
  - Acetone

Matrix Spikes:
All percent recoveries and relative percent differences (RPDs) were within acceptance criteria with any exceptions noted below.

QC Batch: MSV/72185

A matrix spike/matrix spike duplicate was not performed due to insufficient sample volume.

QC Batch: MSV/72186

A matrix spike/matrix spike duplicate was not performed due to insufficient sample volume.

QC Batch: MSV/72258

A matrix spike/matrix spike duplicate was not performed due to insufficient sample volume.

QC Batch: MSV/72263

A matrix spike/matrix spike duplicate was not performed due to insufficient sample volume.

QC Batch: MSV/72280

A matrix spike/matrix spike duplicate was not performed due to insufficient sample volume.

QC Batch: MSV/72387

A matrix spike/matrix spike duplicate was not performed due to insufficient sample volume.

Additional Comments:

This report shall not be reproduced, except in full,
without the written consent of Pace Analytical Services, Inc..

Pace Analytical Services, Inc.
9608 Loiret Blvd.
Lenexa, KS 66219
(913)599-5665

PROJECT NARRATIVE

Project: Fort Smith, AR
Pace Project No.: 60204767

Method: **SM 2320B**
Description: 2320B Alkalinity
Client: Environ_AR
Date: October 22, 2015

General Information:
25 samples were analyzed for SM 2320B. All samples were received in acceptable condition with any exceptions noted below or on the chain-of custody and/or the sample condition upon receipt form (SCUR) attached at the end of this report.

Hold Time:
The samples were analyzed within the method required hold times with any exceptions noted below.

Method Blank:
All analytes were below the report limit in the method blank, where applicable, with any exceptions noted below.

Laboratory Control Spike:
All laboratory control spike compounds were within QC limits with any exceptions noted below.

Matrix Spikes:
All percent recoveries and relative percent differences (RPDs) were within acceptance criteria with any exceptions noted below.

Duplicate Sample:
All duplicate sample results were within method acceptance criteria with any exceptions noted below.

Additional Comments:

This report shall not be reproduced, except in full,
without the written consent of Pace Analytical Services, Inc..

Pace Analytical Services, Inc.
9608 Loiret Blvd.
Lenexa, KS 66219
(913)599-5665

PROJECT NARRATIVE

Project: Fort Smith, AR
Pace Project No.: 60204767

Method: **SM 3500-Fe B#4**
Description: Iron, Ferric (Calculation)
Client: Environ_AR
Date: October 22, 2015

General Information:
25 samples were analyzed for SM 3500-Fe B#4. All samples were received in acceptable condition with any exceptions noted below or on the chain-of custody and/or the sample condition upon receipt form (SCUR) attached at the end of this report.

Hold Time:
The samples were analyzed within the method required hold times with any exceptions noted below.

Method Blank:
All analytes were below the report limit in the method blank, where applicable, with any exceptions noted below.

Laboratory Control Spike:
All laboratory control spike compounds were within QC limits with any exceptions noted below.

Matrix Spikes:
All percent recoveries and relative percent differences (RPDs) were within acceptance criteria with any exceptions noted below.

Additional Comments:

Batch Comments:

Ferrous Iron performed in the field
- QC Batch: WET / 57812
- QC Batch: WET / 57815

Ferrous Iron performed in the field.
- QC Batch: WET / 57838

This report shall not be reproduced, except in full,
without the written consent of Pace Analytical Services, Inc..

Pace Analytical Services, Inc.
9608 Loiret Blvd.
Lenexa, KS 66219
(913)599-5665

PROJECT NARRATIVE

Project: Fort Smith, AR
Pace Project No.: 60204767

Method: **SM 4500-H+B**
Description: 4500H+ pH, Electrometric
Client: Environ_AR
Date: October 22, 2015

General Information:
25 samples were analyzed for SM 4500-H+B. All samples were received in acceptable condition with any exceptions noted below or on the chain-of custody and/or the sample condition upon receipt form (SCUR) attached at the end of this report.

Hold Time:
The samples were analyzed within the method required hold times with any exceptions noted below.

H6: Analysis initiated outside of the 15 minute EPA recommended holding time.
- ITMW-15-201510 (Lab ID: 60204767020)
- ITMW-17-201510 (Lab ID: 60204767026)
- ITMW-18-201510 (Lab ID: 60204767028)
- ITMW-19-201510 (Lab ID: 60204767013)
- ITMW-21-201510 (Lab ID: 60204767022)
- ITMW-7-201510 (Lab ID: 60204767021)
- IW-77-201510 (Lab ID: 60204767023)
- MW-172-201510 (Lab ID: 60204767015)
- MW-23-201510 (Lab ID: 60204767003)
- MW-24-201510 (Lab ID: 60204767005)
- MW-25-201510 (Lab ID: 60204767010)
- MW-33R-201510 (Lab ID: 60204767017)
- MW-34R-201510 (Lab ID: 60204767031)
- MW-38-201510 (Lab ID: 60204767008)
- MW-58R-201510 (Lab ID: 60204767009)
- MW-61R-201510 (Lab ID: 60204767001)
- MW-63R-201510 (Lab ID: 60204767006)
- MW-81-201510 (Lab ID: 60204767014)
- MW-83-201510 (Lab ID: 60204767004)
- MW-85-201510 (Lab ID: 60204767027)
- MW-86-201510 (Lab ID: 60204767024)
- MW-92-201510 (Lab ID: 60204767033)
- MW-93-201510 (Lab ID: 60204767035)
- MW-94-201510 (Lab ID: 60204767034)
- MW-95-201510 (Lab ID: 60204767036)

Method Blank:
All analytes were below the report limit in the method blank, where applicable, with any exceptions noted below.

Laboratory Control Spike:
All laboratory control spike compounds were within QC limits with any exceptions noted below.

Matrix Spikes:
All percent recoveries and relative percent differences (RPDs) were within acceptance criteria with any exceptions noted below.

Additional Comments:

This report shall not be reproduced, except in full,
without the written consent of Pace Analytical Services, Inc..

Pace Analytical Services, Inc.
9608 Loiret Blvd.
Lenexa, KS 66219
(913)599-5665

PROJECT NARRATIVE

Project: Fort Smith, AR
Pace Project No.: 60204767

Method: **SM 4500-H+B**
Description: 4500H+ pH, Electrometric
Client: Environ_AR
Date: October 22, 2015

Batch Comments:

Field pH
- QC Batch: WET / 57813
- QC Batch: WET / 57814
- QC Batch: WET / 57825

This report shall not be reproduced, except in full,
without the written consent of Pace Analytical Services, Inc..

Pace Analytical Services, Inc.
9608 Loiret Blvd.
Lenexa, KS 66219
(913)599-5665

PROJECT NARRATIVE

Project: Fort Smith, AR
Pace Project No.: 60204767

Method: **SM 4500-S-2 D**
Description: 4500S2D Sulfide, Total
Client: Environ_AR
Date: October 22, 2015

General Information:
25 samples were analyzed for SM 4500-S-2 D. All samples were received in acceptable condition with any exceptions noted below or on the chain-of custody and/or the sample condition upon receipt form (SCUR) attached at the end of this report.

Hold Time:
The samples were analyzed within the method required hold times with any exceptions noted below.

Method Blank:
All analytes were below the report limit in the method blank, where applicable, with any exceptions noted below.

Laboratory Control Spike:
All laboratory control spike compounds were within QC limits with any exceptions noted below.

Matrix Spikes:
All percent recoveries and relative percent differences (RPDs) were within acceptance criteria with any exceptions noted below.

Duplicate Sample:
All duplicate sample results were within method acceptance criteria with any exceptions noted below.

Additional Comments:

This report shall not be reproduced, except in full,
without the written consent of Pace Analytical Services, Inc..

Pace Analytical Services, Inc.
9608 Loiret Blvd.
Lenexa, KS 66219
(913)599-5665

PROJECT NARRATIVE

Project: Fort Smith, AR
Pace Project No.: 60204767

Method: **EPA 300.0**
Description: 300.0 IC Anions 28 Days
Client: Environ_AR
Date: October 22, 2015

General Information:
25 samples were analyzed for EPA 300.0. All samples were received in acceptable condition with any exceptions noted below or on the chain-of custody and/or the sample condition upon receipt form (SCUR) attached at the end of this report.

Hold Time:
The samples were analyzed within the method required hold times with any exceptions noted below.

Initial Calibrations (including MS Tune as applicable):
All criteria were within method requirements with any exceptions noted below.

Continuing Calibration:
All criteria were within method requirements with any exceptions noted below.

Method Blank:
All analytes were below the report limit in the method blank, where applicable, with any exceptions noted below.

Laboratory Control Spike:
All laboratory control spike compounds were within QC limits with any exceptions noted below.

Matrix Spikes:
All percent recoveries and relative percent differences (RPDs) were within acceptance criteria with any exceptions noted below.

Additional Comments:

This report shall not be reproduced, except in full,
without the written consent of Pace Analytical Services, Inc..

Pace Analytical Services, Inc.
9608 Loiret Blvd.
Lenexa, KS 66219
(913)599-5665

PROJECT NARRATIVE

Project: Fort Smith, AR
Pace Project No.: 60204767

Method: **EPA 350.1**
Description: 350.1 Ammonia
Client: Environ_AR
Date: October 22, 2015

General Information:
25 samples were analyzed for EPA 350.1. All samples were received in acceptable condition with any exceptions noted below or on the chain-of custody and/or the sample condition upon receipt form (SCUR) attached at the end of this report.

Hold Time:
The samples were analyzed within the method required hold times with any exceptions noted below.

Initial Calibrations (including MS Tune as applicable):
All criteria were within method requirements with any exceptions noted below.

Continuing Calibration:
All criteria were within method requirements with any exceptions noted below.

Method Blank:
All analytes were below the report limit in the method blank, where applicable, with any exceptions noted below.

Laboratory Control Spike:
All laboratory control spike compounds were within QC limits with any exceptions noted below.

Matrix Spikes:
All percent recoveries and relative percent differences (RPDs) were within acceptance criteria with any exceptions noted below.

QC Batch: WETA/36375

A matrix spike and/or matrix spike duplicate (MS/MSD) were performed on the following sample(s): 60204563014,60204767013

M1: Matrix spike recovery exceeded QC limits. Batch accepted based on laboratory control sample (LCS) recovery.

- MS (Lab ID: 1650482)
  - Nitrogen, Ammonia
- MS (Lab ID: 1650492)
  - Nitrogen, Ammonia

QC Batch: WETA/36376

A matrix spike and/or matrix spike duplicate (MS/MSD) were performed on the following sample(s): 60204767015,60204767020

M1: Matrix spike recovery exceeded QC limits. Batch accepted based on laboratory control sample (LCS) recovery.

- MS (Lab ID: 1650531)
  - Nitrogen, Ammonia
- MS (Lab ID: 1650533)
  - Nitrogen, Ammonia

Duplicate Sample:
All duplicate sample results were within method acceptance criteria with any exceptions noted below.

Additional Comments:

This report shall not be reproduced, except in full,
without the written consent of Pace Analytical Services, Inc..

Pace Analytical Services, Inc.
9608 Loiret Blvd.
Lenexa, KS 66219
(913)599-5665

PROJECT NARRATIVE

Project: Fort Smith, AR
Pace Project No.: 60204767

Method: **EPA 353.2**
Description: 353.2 Nitrogen, NO2/NO3 unpres
Client: Environ_AR
Date: October 22, 2015

General Information:
25 samples were analyzed for EPA 353.2. All samples were received in acceptable condition with any exceptions noted below or on the chain-of custody and/or the sample condition upon receipt form (SCUR) attached at the end of this report.

Hold Time:
The samples were analyzed within the method required hold times with any exceptions noted below.

Initial Calibrations (including MS Tune as applicable):
All criteria were within method requirements with any exceptions noted below.

Continuing Calibration:
All criteria were within method requirements with any exceptions noted below.

Method Blank:
All analytes were below the report limit in the method blank, where applicable, with any exceptions noted below.

Laboratory Control Spike:
All laboratory control spike compounds were within QC limits with any exceptions noted below.

Matrix Spikes:
All percent recoveries and relative percent differences (RPDs) were within acceptance criteria with any exceptions noted below.

QC Batch: WETA/36303

A matrix spike and/or matrix spike duplicate (MS/MSD) were performed on the following sample(s): 60204767022

M1: Matrix spike recovery exceeded QC limits. Batch accepted based on laboratory control sample (LCS) recovery.

- MS (Lab ID: 1648010)
  - Nitrogen, NO2 plus NO3
  - Nitrogen, Nitrate
  - Nitrogen, Nitrite

QC Batch: WETA/36304

A matrix spike and/or matrix spike duplicate (MS/MSD) were performed on the following sample(s): 60204767001,60204767034

M1: Matrix spike recovery exceeded QC limits. Batch accepted based on laboratory control sample (LCS) recovery.

- MS (Lab ID: 1648014)
  - Nitrogen, NO2 plus NO3
  - Nitrogen, Nitrate
- MS (Lab ID: 1648015)
  - Nitrogen, NO2 plus NO3
  - Nitrogen, Nitrate
  - Nitrogen, Nitrite

Duplicate Sample:
All duplicate sample results were within method acceptance criteria with any exceptions noted below.

This report shall not be reproduced, except in full,
without the written consent of Pace Analytical Services, Inc..

Pace Analytical Services, Inc.
9608 Loiret Blvd.
Lenexa, KS 66219
(913)599-5665

PROJECT NARRATIVE

Project: Fort Smith, AR
Pace Project No.: 60204767

Method: **EPA 353.2**
Description: 353.2 Nitrogen, NO2/NO3 unpres
Client: Environ_AR
Date: October 22, 2015

Additional Comments:

This report shall not be reproduced, except in full,
without the written consent of Pace Analytical Services, Inc..

Pace Analytical Services, Inc.
9608 Loiret Blvd.
Lenexa, KS 66219
(913)599-5665

PROJECT NARRATIVE

Project: Fort Smith, AR
Pace Project No.: 60204767

Method: **EPA 365.4**
Description: 365.4 Total Phosphorus
Client: Environ_AR
Date: October 22, 2015

General Information:
25 samples were analyzed for EPA 365.4. All samples were received in acceptable condition with any exceptions noted below or on the chain-of custody and/or the sample condition upon receipt form (SCUR) attached at the end of this report.

Hold Time:
The samples were analyzed within the method required hold times with any exceptions noted below.

Initial Calibrations (including MS Tune as applicable):
All criteria were within method requirements with any exceptions noted below.

Continuing Calibration:
All criteria were within method requirements with any exceptions noted below.

Method Blank:
All analytes were below the report limit in the method blank, where applicable, with any exceptions noted below.

Laboratory Control Spike:
All laboratory control spike compounds were within QC limits with any exceptions noted below.

Matrix Spikes:
All percent recoveries and relative percent differences (RPDs) were within acceptance criteria with any exceptions noted below.

Duplicate Sample:
All duplicate sample results were within method acceptance criteria with any exceptions noted below.

Additional Comments:

This report shall not be reproduced, except in full,
without the written consent of Pace Analytical Services, Inc..

Pace Analytical Services, Inc.
9608 Loiret Blvd.
Lenexa, KS 66219
(913)599-5665

PROJECT NARRATIVE

Project: Fort Smith, AR
Pace Project No.: 60204767

Method: **SM 4500-CO2 D**
Description: Total Carbon Dioxide Calc
Client: Environ_AR
Date: October 22, 2015

General Information:
25 samples were analyzed for SM 4500-CO2 D. All samples were received in acceptable condition with any exceptions noted below or on the chain-of custody and/or the sample condition upon receipt form (SCUR) attached at the end of this report.

Hold Time:
The samples were analyzed within the method required hold times with any exceptions noted below.

Initial Calibrations (including MS Tune as applicable):
All criteria were within method requirements with any exceptions noted below.

Continuing Calibration:
All criteria were within method requirements with any exceptions noted below.

Method Blank:
All analytes were below the report limit in the method blank, where applicable, with any exceptions noted below.

Laboratory Control Spike:
All laboratory control spike compounds were within QC limits with any exceptions noted below.

Matrix Spikes:
All percent recoveries and relative percent differences (RPDs) were within acceptance criteria with any exceptions noted below.

Additional Comments:

This report shall not be reproduced, except in full,
without the written consent of Pace Analytical Services, Inc..

Pace Analytical Services, Inc.
9608 Loiret Blvd.
Lenexa, KS 66219
(913)599-5665

PROJECT NARRATIVE

Project: Fort Smith, AR
Pace Project No.: 60204767

Method: **SM 5310C**
Description: 5310C TOC
Client: Environ_AR
Date: October 22, 2015

General Information:
25 samples were analyzed for SM 5310C. All samples were received in acceptable condition with any exceptions noted below or on the chain-of custody and/or the sample condition upon receipt form (SCUR) attached at the end of this report.

Hold Time:
The samples were analyzed within the method required hold times with any exceptions noted below.

Initial Calibrations (including MS Tune as applicable):
All criteria were within method requirements with any exceptions noted below.

Continuing Calibration:
All criteria were within method requirements with any exceptions noted below.

Method Blank:
All analytes were below the report limit in the method blank, where applicable, with any exceptions noted below.

QC Batch: WETA/36360

B: Analyte was detected in the associated method blank.

- BLANK for HBN 404547 [WETA/363 (Lab ID: 1649976)
  - Total Organic Carbon

Laboratory Control Spike:
All laboratory control spike compounds were within QC limits with any exceptions noted below.

Matrix Spikes:
All percent recoveries and relative percent differences (RPDs) were within acceptance criteria with any exceptions noted below.

QC Batch: WETA/36378

A matrix spike and/or matrix spike duplicate (MS/MSD) were performed on the following sample(s): 60204767017

M1: Matrix spike recovery exceeded QC limits. Batch accepted based on laboratory control sample (LCS) recovery.

- MS (Lab ID: 1650700)
  - Total Organic Carbon

QC Batch: WETA/36508

A matrix spike and/or matrix spike duplicate (MS/MSD) were performed on the following sample(s): 60205238001

M1: Matrix spike recovery exceeded QC limits. Batch accepted based on laboratory control sample (LCS) recovery.

- MS (Lab ID: 1653953)
  - Total Organic Carbon

Duplicate Sample:
All duplicate sample results were within method acceptance criteria with any exceptions noted below.

Additional Comments:

This data package has been reviewed for quality and completeness and is approved for release.

REPORT OF LABORATORY ANALYSIS

This report shall not be reproduced, except in full,
without the written consent of Pace Analytical Services, Inc..

Pace Analytical Services, Inc.
9608 Loiret Blvd.
Lenexa, KS 66219
(913)599-5665

ANALYTICAL RESULTS

Project: Fort Smith, AR
Pace Project No.: 60204767

Sample: MW-61R-201510 **Lab ID: 60204767001** Collected: 10/08/15 10:30 Received: 10/09/15 17:37 Matrix: Water

Parameters	Results	Units	Report Limit	MDL	DF	Prepared	Analyzed	CAS No.	Qual
Alcohol by Direct Inject GCFID	Analytical Method: EPA 8015 - Alcohol								
2-Chloroethanol	ND	ug/L	10000	1980	1		10/13/15 23:02	107-07-3	
6010 MET ICP	Analytical Method: EPA 6010 Preparation Method: EPA 3010								
Iron	**74000**	ug/L	50.0	9.0	1	10/12/15 15:45	10/13/15 16:23	7439-89-6	M1
Manganese	**20000**	ug/L	5.0	2.4	1	10/12/15 15:45	10/13/15 16:23	7439-96-5	M1
8260 MSV	Analytical Method: EPA 5030B/8260								
Acetone	**21.4**	ug/L	10.0	1.9	1		10/13/15 00:36	67-64-1	L1
Benzene	**0.099J**	ug/L	1.0	0.060	1		10/13/15 00:36	71-43-2	
Bromodichloromethane	ND	ug/L	1.0	0.19	1		10/13/15 00:36	75-27-4	
Bromoform	ND	ug/L	1.0	0.070	1		10/13/15 00:36	75-25-2	
Bromomethane	ND	ug/L	5.0	0.16	1		10/13/15 00:36	74-83-9	
2-Butanone (MEK)	**243**	ug/L	10.0	0.59	1		10/13/15 00:36	78-93-3	
Carbon disulfide	**0.34J**	ug/L	5.0	0.12	1		10/13/15 00:36	75-15-0	
Carbon tetrachloride	ND	ug/L	1.0	0.18	1		10/13/15 00:36	56-23-5	
Chlorobenzene	ND	ug/L	1.0	0.21	1		10/13/15 00:36	108-90-7	
Chloroethane	ND	ug/L	1.0	0.15	1		10/13/15 00:36	75-00-3	
Chloroform	**0.20J**	ug/L	1.0	0.14	1		10/13/15 00:36	67-66-3	
Chloromethane	ND	ug/L	1.0	0.080	1		10/13/15 00:36	74-87-3	
Dibromochloromethane	ND	ug/L	1.0	0.21	1		10/13/15 00:36	124-48-1	
1,1-Dichloroethane	ND	ug/L	1.0	0.050	1		10/13/15 00:36	75-34-3	
1,2-Dichloroethane	ND	ug/L	1.0	0.12	1		10/13/15 00:36	107-06-2	
1,1-Dichloroethene	ND	ug/L	1.0	0.20	1		10/13/15 00:36	75-35-4	
cis-1,2-Dichloroethene	ND	ug/L	1.0	0.080	1		10/13/15 00:36	156-59-2	
trans-1,2-Dichloroethene	ND	ug/L	1.0	0.20	1		10/13/15 00:36	156-60-5	
1,2-Dichloropropane	ND	ug/L	1.0	0.16	1		10/13/15 00:36	78-87-5	
cis-1,3-Dichloropropene	ND	ug/L	1.0	0.14	1		10/13/15 00:36	10061-01-5	
trans-1,3-Dichloropropene	ND	ug/L	1.0	0.12	1		10/13/15 00:36	10061-02-6	
Ethylbenzene	ND	ug/L	1.0	0.18	1		10/13/15 00:36	100-41-4	
2-Hexanone	ND	ug/L	10.0	1.2	1		10/13/15 00:36	591-78-6	
Methylene chloride	ND	ug/L	1.0	0.15	1		10/13/15 00:36	75-09-2	
4-Methyl-2-pentanone (MIBK)	**1.5J**	ug/L	10.0	0.42	1		10/13/15 00:36	108-10-1	
Styrene	ND	ug/L	1.0	0.12	1		10/13/15 00:36	100-42-5	
1,1,2,2-Tetrachloroethane	ND	ug/L	1.0	0.15	1		10/13/15 00:36	79-34-5	
Tetrachloroethene	ND	ug/L	1.0	0.10	1		10/13/15 00:36	127-18-4	
Toluene	**0.22J**	ug/L	1.0	0.17	1		10/13/15 00:36	108-88-3	
1,1,1-Trichloroethane	ND	ug/L	1.0	0.11	1		10/13/15 00:36	71-55-6	
1,1,2-Trichloroethane	ND	ug/L	1.0	0.20	1		10/13/15 00:36	79-00-5	
Trichloroethene	**11.7**	ug/L	1.0	0.17	1		10/13/15 00:36	79-01-6	
Vinyl chloride	ND	ug/L	1.0	0.13	1		10/13/15 00:36	75-01-4	
Xylene (Total)	ND	ug/L	3.0	0.42	1		10/13/15 00:36	1330-20-7	
Surrogates									
4-Bromofluorobenzene (S)	97	%	80-120		1		10/13/15 00:36	460-00-4	
1,2-Dichloroethane-d4 (S)	101	%	80-120		1		10/13/15 00:36	17060-07-0	
Toluene-d8 (S)	102	%	80-120		1		10/13/15 00:36	2037-26-5	
Preservation pH	**6.0**		0.10	0.10	1		10/13/15 00:36		pH

REPORT OF LABORATORY ANALYSIS

This report shall not be reproduced, except in full,
without the written consent of Pace Analytical Services, Inc..

Pace Analytical Services, Inc.
9608 Loiret Blvd.
Lenexa, KS 66219
(913)599-5665

ANALYTICAL RESULTS

Project: Fort Smith, AR
Pace Project No.: 60204767

Sample: MW-61R-201510 **Lab ID: 60204767001** Collected: 10/08/15 10:30 Received: 10/09/15 17:37 Matrix: Water

Parameters	Results	Units	Report Limit	MDL	DF	Prepared	Analyzed	CAS No.	Qual
2320B Alkalinity	Analytical Method: SM 2320B								
Alkalinity,Bicarbonate (CaCO3)	**1190**	mg/L	40.0	4.0	2		10/14/15 12:14		
Alkalinity, Carbonate (CaCO3)	ND	mg/L	40.0	4.0	2		10/14/15 12:14		
Alkalinity, Total as CaCO3	**1190**	mg/L	40.0	4.0	2		10/14/15 12:14		
Iron, Ferric (Calculation)	Analytical Method: SM 3500-Fe B#4								
Iron, Ferric	**70.7**	mg/L	0.20		1		10/15/15 00:00	7439-89-6	
4500H+ pH, Electrometric	Analytical Method: SM 4500-H+B								
pH at 25 Degrees C	**5.5**	Std. Units	0.10	0.10	1		10/15/15 00:00		H6
4500S2D Sulfide, Total	Analytical Method: SM 4500-S-2 D								
Sulfide, Total	**0.021J**	mg/L	0.050	0.012	1		10/13/15 08:14	18496-25-8	
300.0 IC Anions 28 Days	Analytical Method: EPA 300.0								
Chloride	**130**	mg/L	20.0	10.0	20		10/15/15 12:00	16887-00-6	
Sulfate	**79.0**	mg/L	5.0	1.2	5		10/15/15 11:44	14808-79-8	
350.1 Ammonia	Analytical Method: EPA 350.1								
Nitrogen, Ammonia	**8.1**	mg/L	0.50	0.23	5		10/14/15 14:44	7664-41-7	
353.2 Nitrogen, NO2/NO3 unpres	Analytical Method: EPA 353.2								
Nitrogen, Nitrate	**0.11**	mg/L	0.10	0.014	1		10/10/15 09:08		M1
Nitrogen, Nitrite	ND	mg/L	0.10	0.023	1		10/10/15 09:08		
Nitrogen, NO2 plus NO3	**0.11**	mg/L	0.10	0.014	1		10/10/15 09:08		M1
365.4 Total Phosphorus	Analytical Method: EPA 365.4								
Phosphorus as PO4	**3.6**	mg/L	0.31		1		10/15/15 08:25		
Total Carbon Dioxide Calc	Analytical Method: SM 4500-CO2 D								
Carbon Dioxide Calculation	**8230**	mg/L	20.0	20.0	1		10/22/15 00:00		
5310C TOC	Analytical Method: SM 5310C								
Total Organic Carbon	**1620**	mg/L	200	92.7	200		10/21/15 14:05	7440-44-0	

REPORT OF LABORATORY ANALYSIS

This report shall not be reproduced, except in full,
without the written consent of Pace Analytical Services, Inc..

Pace Analytical Services, Inc.
9608 Loiret Blvd.
Lenexa, KS 66219
(913)599-5665

ANALYTICAL RESULTS

Project: Fort Smith, AR
Pace Project No.: 60204767

Sample: DUP-02-201510 **Lab ID: 60204767002** Collected: 10/08/15 10:30 Received: 10/09/15 17:37 Matrix: Water

Parameters	Results	Units	Report Limit	MDL	DF	Prepared	Analyzed	CAS No.	Qual
8260 MSV	Analytical Method: EPA 5030B/8260								
Acetone	**38.4**	ug/L	10.0	1.9	1		10/13/15 00:51	67-64-1	L1
Benzene	**0.11J**	ug/L	1.0	0.060	1		10/13/15 00:51	71-43-2	
Bromodichloromethane	ND	ug/L	1.0	0.19	1		10/13/15 00:51	75-27-4	
Bromoform	ND	ug/L	1.0	0.070	1		10/13/15 00:51	75-25-2	
Bromomethane	ND	ug/L	5.0	0.16	1		10/13/15 00:51	74-83-9	
2-Butanone (MEK)	**269**	ug/L	10.0	0.59	1		10/13/15 00:51	78-93-3	
Carbon disulfide	**0.59J**	ug/L	5.0	0.12	1		10/13/15 00:51	75-15-0	
Carbon tetrachloride	ND	ug/L	1.0	0.18	1		10/13/15 00:51	56-23-5	
Chlorobenzene	ND	ug/L	1.0	0.21	1		10/13/15 00:51	108-90-7	
Chloroethane	ND	ug/L	1.0	0.15	1		10/13/15 00:51	75-00-3	
Chloroform	**0.26J**	ug/L	1.0	0.14	1		10/13/15 00:51	67-66-3	
Chloromethane	ND	ug/L	1.0	0.080	1		10/13/15 00:51	74-87-3	
Dibromochloromethane	ND	ug/L	1.0	0.21	1		10/13/15 00:51	124-48-1	
1,1-Dichloroethane	ND	ug/L	1.0	0.050	1		10/13/15 00:51	75-34-3	
1,2-Dichloroethane	ND	ug/L	1.0	0.12	1		10/13/15 00:51	107-06-2	
1,1-Dichloroethene	ND	ug/L	1.0	0.20	1		10/13/15 00:51	75-35-4	
cis-1,2-Dichloroethene	ND	ug/L	1.0	0.080	1		10/13/15 00:51	156-59-2	
trans-1,2-Dichloroethene	ND	ug/L	1.0	0.20	1		10/13/15 00:51	156-60-5	
1,2-Dichloropropane	ND	ug/L	1.0	0.16	1		10/13/15 00:51	78-87-5	
cis-1,3-Dichloropropene	ND	ug/L	1.0	0.14	1		10/13/15 00:51	10061-01-5	
trans-1,3-Dichloropropene	ND	ug/L	1.0	0.12	1		10/13/15 00:51	10061-02-6	
Ethylbenzene	ND	ug/L	1.0	0.18	1		10/13/15 00:51	100-41-4	
2-Hexanone	ND	ug/L	10.0	1.2	1		10/13/15 00:51	591-78-6	
Methylene chloride	ND	ug/L	1.0	0.15	1		10/13/15 00:51	75-09-2	
4-Methyl-2-pentanone (MIBK)	**1.5J**	ug/L	10.0	0.42	1		10/13/15 00:51	108-10-1	
Styrene	ND	ug/L	1.0	0.12	1		10/13/15 00:51	100-42-5	
1,1,2,2-Tetrachloroethane	ND	ug/L	1.0	0.15	1		10/13/15 00:51	79-34-5	
Tetrachloroethene	ND	ug/L	1.0	0.10	1		10/13/15 00:51	127-18-4	
Toluene	**0.32J**	ug/L	1.0	0.17	1		10/13/15 00:51	108-88-3	
1,1,1-Trichloroethane	ND	ug/L	1.0	0.11	1		10/13/15 00:51	71-55-6	
1,1,2-Trichloroethane	ND	ug/L	1.0	0.20	1		10/13/15 00:51	79-00-5	
Trichloroethene	**13.3**	ug/L	1.0	0.17	1		10/13/15 00:51	79-01-6	
Vinyl chloride	ND	ug/L	1.0	0.13	1		10/13/15 00:51	75-01-4	
Xylene (Total)	ND	ug/L	3.0	0.42	1		10/13/15 00:51	1330-20-7	
Surrogates									
4-Bromofluorobenzene (S)	98	%	80-120		1		10/13/15 00:51	460-00-4	
1,2-Dichloroethane-d4 (S)	101	%	80-120		1		10/13/15 00:51	17060-07-0	
Toluene-d8 (S)	105	%	80-120		1		10/13/15 00:51	2037-26-5	
Preservation pH	**1.0**		0.10	0.10	1		10/13/15 00:51		

REPORT OF LABORATORY ANALYSIS

This report shall not be reproduced, except in full,
without the written consent of Pace Analytical Services, Inc..

Pace Analytical Services, Inc.
9608 Loiret Blvd.
Lenexa, KS 66219
(913)599-5665

ANALYTICAL RESULTS

Project: Fort Smith, AR
Pace Project No.: 60204767

Sample: MW-23-201510 **Lab ID: 60204767003** Collected: 10/08/15 09:40 Received: 10/09/15 17:37 Matrix: Water

Parameters	Results	Units	Report Limit	MDL	DF	Prepared	Analyzed	CAS No.	Qual
Alcohol by Direct Inject GCFID	Analytical Method: EPA 8015 - Alcohol								
2-Chloroethanol	ND	ug/L	10000	1980	1		10/13/15 23:14	107-07-3	
6010 MET ICP	Analytical Method: EPA 6010 Preparation Method: EPA 3010								
Iron	**702**	ug/L	50.0	9.0	1	10/12/15 15:45	10/13/15 16:30	7439-89-6	
Manganese	**56.6**	ug/L	5.0	2.4	1	10/12/15 15:45	10/13/15 16:30	7439-96-5	
8260 MSV	Analytical Method: EPA 5030B/8260								
Acetone	**8.4J**	ug/L	10.0	1.9	1		10/12/15 18:06	67-64-1	L1
Benzene	ND	ug/L	1.0	0.060	1		10/12/15 18:06	71-43-2	
Bromodichloromethane	ND	ug/L	1.0	0.19	1		10/12/15 18:06	75-27-4	
Bromoform	ND	ug/L	1.0	0.070	1		10/12/15 18:06	75-25-2	
Bromomethane	ND	ug/L	5.0	0.16	1		10/12/15 18:06	74-83-9	
2-Butanone (MEK)	ND	ug/L	10.0	0.59	1		10/12/15 18:06	78-93-3	
Carbon disulfide	ND	ug/L	5.0	0.12	1		10/12/15 18:06	75-15-0	
Carbon tetrachloride	ND	ug/L	1.0	0.18	1		10/12/15 18:06	56-23-5	
Chlorobenzene	ND	ug/L	1.0	0.21	1		10/12/15 18:06	108-90-7	
Chloroethane	ND	ug/L	1.0	0.15	1		10/12/15 18:06	75-00-3	
Chloroform	ND	ug/L	1.0	0.14	1		10/12/15 18:06	67-66-3	
Chloromethane	**0.47J**	ug/L	1.0	0.080	1		10/12/15 18:06	74-87-3	B
Dibromochloromethane	ND	ug/L	1.0	0.21	1		10/12/15 18:06	124-48-1	
1,1-Dichloroethane	ND	ug/L	1.0	0.050	1		10/12/15 18:06	75-34-3	
1,2-Dichloroethane	ND	ug/L	1.0	0.12	1		10/12/15 18:06	107-06-2	
1,1-Dichloroethene	ND	ug/L	1.0	0.20	1		10/12/15 18:06	75-35-4	
cis-1,2-Dichloroethene	ND	ug/L	1.0	0.080	1		10/12/15 18:06	156-59-2	
trans-1,2-Dichloroethene	ND	ug/L	1.0	0.20	1		10/12/15 18:06	156-60-5	
1,2-Dichloropropane	ND	ug/L	1.0	0.16	1		10/12/15 18:06	78-87-5	
cis-1,3-Dichloropropene	ND	ug/L	1.0	0.14	1		10/12/15 18:06	10061-01-5	
trans-1,3-Dichloropropene	ND	ug/L	1.0	0.12	1		10/12/15 18:06	10061-02-6	
Ethylbenzene	ND	ug/L	1.0	0.18	1		10/12/15 18:06	100-41-4	
2-Hexanone	ND	ug/L	10.0	1.2	1		10/12/15 18:06	591-78-6	
Methylene chloride	ND	ug/L	1.0	0.15	1		10/12/15 18:06	75-09-2	
4-Methyl-2-pentanone (MIBK)	ND	ug/L	10.0	0.42	1		10/12/15 18:06	108-10-1	
Styrene	ND	ug/L	1.0	0.12	1		10/12/15 18:06	100-42-5	
1,1,2,2-Tetrachloroethane	ND	ug/L	1.0	0.15	1		10/12/15 18:06	79-34-5	
Tetrachloroethene	ND	ug/L	1.0	0.10	1		10/12/15 18:06	127-18-4	
Toluene	ND	ug/L	1.0	0.17	1		10/12/15 18:06	108-88-3	
1,1,1-Trichloroethane	ND	ug/L	1.0	0.11	1		10/12/15 18:06	71-55-6	
1,1,2-Trichloroethane	ND	ug/L	1.0	0.20	1		10/12/15 18:06	79-00-5	
Trichloroethene	**0.65J**	ug/L	1.0	0.17	1		10/12/15 18:06	79-01-6	
Vinyl chloride	ND	ug/L	1.0	0.13	1		10/12/15 18:06	75-01-4	
Xylene (Total)	ND	ug/L	3.0	0.42	1		10/12/15 18:06	1330-20-7	
Surrogates									
4-Bromofluorobenzene (S)	96	%	80-120		1		10/12/15 18:06	460-00-4	
1,2-Dichloroethane-d4 (S)	101	%	80-120		1		10/12/15 18:06	17060-07-0	
Toluene-d8 (S)	100	%	80-120		1		10/12/15 18:06	2037-26-5	
Preservation pH	**11.0**		0.10	0.10	1		10/12/15 18:06		

REPORT OF LABORATORY ANALYSIS

This report shall not be reproduced, except in full,
without the written consent of Pace Analytical Services, Inc..

Pace Analytical Services, Inc.
9608 Loiret Blvd.
Lenexa, KS 66219
(913)599-5665

ANALYTICAL RESULTS

Project: Fort Smith, AR
Pace Project No.: 60204767

Sample: MW-23-201510 **Lab ID: 60204767003** Collected: 10/08/15 09:40 Received: 10/09/15 17:37 Matrix: Water

Parameters	Results	Units	Report Limit	MDL	DF	Prepared	Analyzed	CAS No.	Qual
2320B Alkalinity	Analytical Method: SM 2320B								
Alkalinity,Bicarbonate (CaCO3)	**54.7**	mg/L	20.0	2.0	1		10/14/15 11:11		
Alkalinity, Carbonate (CaCO3)	ND	mg/L	20.0	2.0	1		10/14/15 11:11		
Alkalinity, Total as CaCO3	**54.7**	mg/L	20.0	2.0	1		10/14/15 11:11		
Iron, Ferric (Calculation)	Analytical Method: SM 3500-Fe B#4								
Iron, Ferric	**0.69**	mg/L	0.20		1		10/15/15 00:00	7439-89-6	
4500H+ pH, Electrometric	Analytical Method: SM 4500-H+B								
pH at 25 Degrees C	**12.8**	Std. Units	0.10	0.10	1		10/08/15 20:00		H6
4500S2D Sulfide, Total	Analytical Method: SM 4500-S-2 D								
Sulfide, Total	ND	mg/L	0.050	0.012	1		10/13/15 08:17	18496-25-8	
300.0 IC Anions 28 Days	Analytical Method: EPA 300.0								
Chloride	**237**	mg/L	20.0	10.0	20		10/15/15 13:01	16887-00-6	
Sulfate	**1550**	mg/L	200	47.3	200		10/15/15 12:15	14808-79-8	
350.1 Ammonia	Analytical Method: EPA 350.1								
Nitrogen, Ammonia	**1.9**	mg/L	0.10	0.046	1		10/14/15 14:02	7664-41-7	
353.2 Nitrogen, NO2/NO3 unpres	Analytical Method: EPA 353.2								
Nitrogen, Nitrate	**2.2**	mg/L	0.10	0.014	1		10/10/15 08:20		
Nitrogen, Nitrite	**0.25**	mg/L	0.10	0.023	1		10/10/15 08:20		
Nitrogen, NO2 plus NO3	**2.4**	mg/L	0.10	0.014	1		10/10/15 08:20		
365.4 Total Phosphorus	Analytical Method: EPA 365.4								
Phosphorus	**8.8**	mg/L	0.50	0.16	5		10/15/15 08:52	7723-14-0	
Phosphorus as PO4	**27.1**	mg/L	1.6		5		10/15/15 08:52		
Total Carbon Dioxide Calc	Analytical Method: SM 4500-CO2 D								
Carbon Dioxide Calculation	**48.2**	mg/L	20.0	20.0	1		10/22/15 00:00		
5310C TOC	Analytical Method: SM 5310C								
Total Organic Carbon	**8.3**	mg/L	1.0	0.46	1		10/14/15 20:27	7440-44-0	

REPORT OF LABORATORY ANALYSIS

This report shall not be reproduced, except in full,
without the written consent of Pace Analytical Services, Inc..

Pace Analytical Services, Inc.
9608 Loiret Blvd.
Lenexa, KS 66219
(913)599-5665

ANALYTICAL RESULTS

Project: Fort Smith, AR
Pace Project No.: 60204767

Sample: MW-83-201510 **Lab ID: 60204767004** Collected: 10/08/15 12:20 Received: 10/09/15 17:37 Matrix: Water

Parameters	Results	Units	Report Limit	MDL	DF	Prepared	Analyzed	CAS No.	Qual
Alcohol by Direct Inject GCFID	Analytical Method: EPA 8015 - Alcohol								
2-Chloroethanol	ND	ug/L	10000	1980	1		10/13/15 23:25	107-07-3	
6010 MET ICP	Analytical Method: EPA 6010 Preparation Method: EPA 3010								
Iron	**95.3**	ug/L	50.0	9.0	1	10/12/15 15:45	10/13/15 16:32	7439-89-6	
Manganese	**4.8J**	ug/L	5.0	2.4	1	10/12/15 15:45	10/13/15 16:32	7439-96-5	
8260 MSV	Analytical Method: EPA 5030B/8260								
Acetone	**11.0**	ug/L	10.0	1.9	1		10/12/15 18:20	67-64-1	L1
Benzene	ND	ug/L	1.0	0.060	1		10/12/15 18:20	71-43-2	
Bromodichloromethane	ND	ug/L	1.0	0.19	1		10/12/15 18:20	75-27-4	
Bromoform	ND	ug/L	1.0	0.070	1		10/12/15 18:20	75-25-2	
Bromomethane	**25.7**	ug/L	5.0	0.16	1		10/12/15 18:20	74-83-9	
2-Butanone (MEK)	ND	ug/L	10.0	0.59	1		10/12/15 18:20	78-93-3	
Carbon disulfide	ND	ug/L	5.0	0.12	1		10/12/15 18:20	75-15-0	
Carbon tetrachloride	ND	ug/L	1.0	0.18	1		10/12/15 18:20	56-23-5	
Chlorobenzene	ND	ug/L	1.0	0.21	1		10/12/15 18:20	108-90-7	
Chloroethane	ND	ug/L	1.0	0.15	1		10/12/15 18:20	75-00-3	
Chloroform	**0.15J**	ug/L	1.0	0.14	1		10/12/15 18:20	67-66-3	
Chloromethane	**4.2**	ug/L	1.0	0.080	1		10/12/15 18:20	74-87-3	
Dibromochloromethane	ND	ug/L	1.0	0.21	1		10/12/15 18:20	124-48-1	
1,1-Dichloroethane	ND	ug/L	1.0	0.050	1		10/12/15 18:20	75-34-3	
1,2-Dichloroethane	ND	ug/L	1.0	0.12	1		10/12/15 18:20	107-06-2	
1,1-Dichloroethene	ND	ug/L	1.0	0.20	1		10/12/15 18:20	75-35-4	
cis-1,2-Dichloroethene	**0.25J**	ug/L	1.0	0.080	1		10/12/15 18:20	156-59-2	
trans-1,2-Dichloroethene	ND	ug/L	1.0	0.20	1		10/12/15 18:20	156-60-5	
1,2-Dichloropropane	ND	ug/L	1.0	0.16	1		10/12/15 18:20	78-87-5	
cis-1,3-Dichloropropene	ND	ug/L	1.0	0.14	1		10/12/15 18:20	10061-01-5	
trans-1,3-Dichloropropene	ND	ug/L	1.0	0.12	1		10/12/15 18:20	10061-02-6	
Ethylbenzene	ND	ug/L	1.0	0.18	1		10/12/15 18:20	100-41-4	
2-Hexanone	ND	ug/L	10.0	1.2	1		10/12/15 18:20	591-78-6	
Methylene chloride	ND	ug/L	1.0	0.15	1		10/12/15 18:20	75-09-2	
4-Methyl-2-pentanone (MIBK)	ND	ug/L	10.0	0.42	1		10/12/15 18:20	108-10-1	
Styrene	ND	ug/L	1.0	0.12	1		10/12/15 18:20	100-42-5	
1,1,2,2-Tetrachloroethane	ND	ug/L	1.0	0.15	1		10/12/15 18:20	79-34-5	
Tetrachloroethene	ND	ug/L	1.0	0.10	1		10/12/15 18:20	127-18-4	
Toluene	ND	ug/L	1.0	0.17	1		10/12/15 18:20	108-88-3	
1,1,1-Trichloroethane	ND	ug/L	1.0	0.11	1		10/12/15 18:20	71-55-6	
1,1,2-Trichloroethane	ND	ug/L	1.0	0.20	1		10/12/15 18:20	79-00-5	
Trichloroethene	**9.8**	ug/L	1.0	0.17	1		10/12/15 18:20	79-01-6	
Vinyl chloride	ND	ug/L	1.0	0.13	1		10/12/15 18:20	75-01-4	
Xylene (Total)	ND	ug/L	3.0	0.42	1		10/12/15 18:20	1330-20-7	
Surrogates									
4-Bromofluorobenzene (S)	97	%	80-120		1		10/12/15 18:20	460-00-4	
1,2-Dichloroethane-d4 (S)	100	%	80-120		1		10/12/15 18:20	17060-07-0	
Toluene-d8 (S)	101	%	80-120		1		10/12/15 18:20	2037-26-5	
Preservation pH	**6.0**		0.10	0.10	1		10/12/15 18:20		

REPORT OF LABORATORY ANALYSIS

This report shall not be reproduced, except in full,
without the written consent of Pace Analytical Services, Inc..

Pace Analytical Services, Inc.
9608 Loiret Blvd.
Lenexa, KS 66219
(913)599-5665

ANALYTICAL RESULTS

Project: Fort Smith, AR
Pace Project No.: 60204767

Sample: MW-83-201510 **Lab ID: 60204767004** Collected: 10/08/15 12:20 Received: 10/09/15 17:37 Matrix: Water

Parameters	Results	Units	Report Limit	MDL	DF	Prepared	Analyzed	CAS No.	Qual
2320B Alkalinity	Analytical Method: SM 2320B								
Alkalinity,Bicarbonate (CaCO3)	**203**	mg/L	20.0	2.0	1		10/14/15 11:16		
Alkalinity, Carbonate (CaCO3)	**152**	mg/L	20.0	2.0	1		10/14/15 11:16		
Alkalinity, Total as CaCO3	**355**	mg/L	20.0	2.0	1		10/14/15 11:16		
Iron, Ferric (Calculation)	Analytical Method: SM 3500-Fe B#4								
Iron, Ferric	ND	mg/L	0.20		1		10/16/15 00:00	7439-89-6	
4500H+ pH, Electrometric	Analytical Method: SM 4500-H+B								
pH at 25 Degrees C	**11.6**	Std. Units	0.10	0.10	1		10/08/15 20:00		H6
4500S2D Sulfide, Total	Analytical Method: SM 4500-S-2 D								
Sulfide, Total	ND	mg/L	0.050	0.012	1		10/13/15 08:18	18496-25-8	
300.0 IC Anions 28 Days	Analytical Method: EPA 300.0								
Chloride	**244**	mg/L	20.0	10.0	20		10/15/15 13:17	16887-00-6	
Sulfate	**1130**	mg/L	100	23.7	100		10/15/15 13:32	14808-79-8	
350.1 Ammonia	Analytical Method: EPA 350.1								
Nitrogen, Ammonia	**0.76**	mg/L	0.10	0.046	1		10/14/15 14:03	7664-41-7	
353.2 Nitrogen, NO2/NO3 unpres	Analytical Method: EPA 353.2								
Nitrogen, Nitrate	**2.1**	mg/L	0.10	0.014	1		10/10/15 09:13		
Nitrogen, Nitrite	ND	mg/L	0.10	0.023	1		10/10/15 09:13		
Nitrogen, NO2 plus NO3	**2.1**	mg/L	0.10	0.014	1		10/10/15 09:13		
365.4 Total Phosphorus	Analytical Method: EPA 365.4								
Phosphorus as PO4	**4.8**	mg/L	0.31		1		10/15/15 08:28		
Total Carbon Dioxide Calc	Analytical Method: SM 4500-CO2 D								
Carbon Dioxide Calculation	**245**	mg/L	20.0	20.0	1		10/22/15 00:00		
5310C TOC	Analytical Method: SM 5310C								
Total Organic Carbon	**1.1**	mg/L	1.0	0.46	1		10/14/15 20:40	7440-44-0	B

REPORT OF LABORATORY ANALYSIS

This report shall not be reproduced, except in full,
without the written consent of Pace Analytical Services, Inc..

Pace Analytical Services, Inc.
9608 Loiret Blvd.
Lenexa, KS 66219
(913)599-5665

ANALYTICAL RESULTS

Project: Fort Smith, AR
Pace Project No.: 60204767

Sample: MW-24-201510 **Lab ID: 60204767005** Collected: 10/08/15 14:30 Received: 10/09/15 17:37 Matrix: Water

Parameters	Results	Units	Report Limit	MDL	DF	Prepared	Analyzed	CAS No.	Qual
Alcohol by Direct Inject GCFID	Analytical Method: EPA 8015 - Alcohol								
2-Chloroethanol	ND	ug/L	10000	1980	1		10/13/15 23:36	107-07-3	
6010 MET ICP	Analytical Method: EPA 6010 Preparation Method: EPA 3010								
Iron	**419**	ug/L	50.0	9.0	1	10/12/15 15:45	10/13/15 16:34	7439-89-6	
Manganese	**88.1**	ug/L	5.0	2.4	1	10/12/15 15:45	10/13/15 16:34	7439-96-5	
8260 MSV	Analytical Method: EPA 5030B/8260								
Acetone	**39.3**	ug/L	10.0	1.9	1		10/13/15 01:05	67-64-1	L1
Benzene	ND	ug/L	1.0	0.060	1		10/13/15 01:05	71-43-2	
Bromodichloromethane	ND	ug/L	1.0	0.19	1		10/13/15 01:05	75-27-4	
Bromoform	**6.9**	ug/L	1.0	0.070	1		10/13/15 01:05	75-25-2	
Bromomethane	**7.5**	ug/L	5.0	0.16	1		10/13/15 01:05	74-83-9	
2-Butanone (MEK)	**4.5J**	ug/L	10.0	0.59	1		10/13/15 01:05	78-93-3	
Carbon disulfide	ND	ug/L	5.0	0.12	1		10/13/15 01:05	75-15-0	
Carbon tetrachloride	ND	ug/L	1.0	0.18	1		10/13/15 01:05	56-23-5	
Chlorobenzene	ND	ug/L	1.0	0.21	1		10/13/15 01:05	108-90-7	
Chloroethane	ND	ug/L	1.0	0.15	1		10/13/15 01:05	75-00-3	
Chloroform	**0.15J**	ug/L	1.0	0.14	1		10/13/15 01:05	67-66-3	
Chloromethane	**13.0**	ug/L	1.0	0.080	1		10/13/15 01:05	74-87-3	
Dibromochloromethane	**0.44J**	ug/L	1.0	0.21	1		10/13/15 01:05	124-48-1	
1,1-Dichloroethane	ND	ug/L	1.0	0.050	1		10/13/15 01:05	75-34-3	
1,2-Dichloroethane	ND	ug/L	1.0	0.12	1		10/13/15 01:05	107-06-2	
1,1-Dichloroethene	ND	ug/L	1.0	0.20	1		10/13/15 01:05	75-35-4	
cis-1,2-Dichloroethene	**0.83J**	ug/L	1.0	0.080	1		10/13/15 01:05	156-59-2	
trans-1,2-Dichloroethene	ND	ug/L	1.0	0.20	1		10/13/15 01:05	156-60-5	
1,2-Dichloropropane	ND	ug/L	1.0	0.16	1		10/13/15 01:05	78-87-5	
cis-1,3-Dichloropropene	ND	ug/L	1.0	0.14	1		10/13/15 01:05	10061-01-5	
trans-1,3-Dichloropropene	ND	ug/L	1.0	0.12	1		10/13/15 01:05	10061-02-6	
Ethylbenzene	ND	ug/L	1.0	0.18	1		10/13/15 01:05	100-41-4	
2-Hexanone	ND	ug/L	10.0	1.2	1		10/13/15 01:05	591-78-6	
Methylene chloride	ND	ug/L	1.0	0.15	1		10/13/15 01:05	75-09-2	
4-Methyl-2-pentanone (MIBK)	**0.58J**	ug/L	10.0	0.42	1		10/13/15 01:05	108-10-1	
Styrene	ND	ug/L	1.0	0.12	1		10/13/15 01:05	100-42-5	
1,1,2,2-Tetrachloroethane	ND	ug/L	1.0	0.15	1		10/13/15 01:05	79-34-5	
Tetrachloroethene	ND	ug/L	1.0	0.10	1		10/13/15 01:05	127-18-4	
Toluene	ND	ug/L	1.0	0.17	1		10/13/15 01:05	108-88-3	
1,1,1-Trichloroethane	ND	ug/L	1.0	0.11	1		10/13/15 01:05	71-55-6	
1,1,2-Trichloroethane	ND	ug/L	1.0	0.20	1		10/13/15 01:05	79-00-5	
Trichloroethene	**44.1**	ug/L	1.0	0.17	1		10/13/15 01:05	79-01-6	
Vinyl chloride	ND	ug/L	1.0	0.13	1		10/13/15 01:05	75-01-4	
Xylene (Total)	ND	ug/L	3.0	0.42	1		10/13/15 01:05	1330-20-7	
Surrogates									
4-Bromofluorobenzene (S)	96	%	80-120		1		10/13/15 01:05	460-00-4	
1,2-Dichloroethane-d4 (S)	96	%	80-120		1		10/13/15 01:05	17060-07-0	
Toluene-d8 (S)	99	%	80-120		1		10/13/15 01:05	2037-26-5	
Preservation pH	**1.0**		0.10	0.10	1		10/13/15 01:05		

REPORT OF LABORATORY ANALYSIS

This report shall not be reproduced, except in full,
without the written consent of Pace Analytical Services, Inc..

Pace Analytical Services, Inc.
9608 Loiret Blvd.
Lenexa, KS 66219
(913)599-5665

ANALYTICAL RESULTS

Project: Fort Smith, AR
Pace Project No.: 60204767

Sample: MW-24-201510 **Lab ID: 60204767005** Collected: 10/08/15 14:30 Received: 10/09/15 17:37 Matrix: Water

Parameters	Results	Units	Report Limit	MDL	DF	Prepared	Analyzed	CAS No.	Qual
2320B Alkalinity	Analytical Method: SM 2320B								
Alkalinity,Bicarbonate (CaCO3)	ND	mg/L	20.0	2.0	1		10/14/15 11:18		
Alkalinity, Carbonate (CaCO3)	ND	mg/L	20.0	2.0	1		10/14/15 11:18		
Alkalinity, Total as CaCO3	ND	mg/L	20.0	2.0	1		10/14/15 11:18		
Iron, Ferric (Calculation)	Analytical Method: SM 3500-Fe B#4								
Iron, Ferric	**0.42**	mg/L	0.20		1		10/15/15 00:00	7439-89-6	
4500H+ pH, Electrometric	Analytical Method: SM 4500-H+B								
pH at 25 Degrees C	**4.5**	Std. Units	0.10	0.10	1		10/07/15 00:00		H6
4500S2D Sulfide, Total	Analytical Method: SM 4500-S-2 D								
Sulfide, Total	ND	mg/L	0.050	0.012	1		10/13/15 08:18	18496-25-8	
300.0 IC Anions 28 Days	Analytical Method: EPA 300.0								
Chloride	**331**	mg/L	20.0	10.0	20		10/15/15 13:48	16887-00-6	
Sulfate	**836**	mg/L	100	23.7	100		10/15/15 14:03	14808-79-8	
350.1 Ammonia	Analytical Method: EPA 350.1								
Nitrogen, Ammonia	ND	mg/L	0.10	0.046	1		10/14/15 14:05	7664-41-7	
353.2 Nitrogen, NO2/NO3 unpres	Analytical Method: EPA 353.2								
Nitrogen, Nitrate	**1.1**	mg/L	0.10	0.014	1		10/10/15 09:17		
Nitrogen, Nitrite	ND	mg/L	0.10	0.023	1		10/10/15 09:17		
Nitrogen, NO2 plus NO3	**1.1**	mg/L	0.10	0.014	1		10/10/15 09:17		
365.4 Total Phosphorus	Analytical Method: EPA 365.4								
Phosphorus as PO4	ND	mg/L	0.31		1		10/15/15 08:29		
Total Carbon Dioxide Calc	Analytical Method: SM 4500-CO2 D								
Carbon Dioxide Calculation	ND	mg/L	20.0	20.0	1		10/22/15 00:00		
5310C TOC	Analytical Method: SM 5310C								
Total Organic Carbon	ND	mg/L	1.0	0.46	1		10/14/15 20:53	7440-44-0	

REPORT OF LABORATORY ANALYSIS

This report shall not be reproduced, except in full,
without the written consent of Pace Analytical Services, Inc..

Pace Analytical Services, Inc.
9608 Loiret Blvd.
Lenexa, KS 66219
(913)599-5665

ANALYTICAL RESULTS

Project: Fort Smith, AR
Pace Project No.: 60204767

Sample: MW-63R-201510 **Lab ID: 60204767006** Collected: 10/08/15 08:58 Received: 10/09/15 17:37 Matrix: Water

Parameters	Results	Units	Report Limit	MDL	DF	Prepared	Analyzed	CAS No.	Qual
Alcohol by Direct Inject GCFID	Analytical Method: EPA 8015 - Alcohol								
2-Chloroethanol	ND	ug/L	10000	1980	1		10/13/15 23:47	107-07-3	
6010 MET ICP	Analytical Method: EPA 6010 Preparation Method: EPA 3010								
Iron	**4150**	ug/L	50.0	9.0	1	10/12/15 15:45	10/13/15 16:41	7439-89-6	
Manganese	**796**	ug/L	5.0	2.4	1	10/12/15 15:45	10/13/15 16:41	7439-96-5	
8260 MSV	Analytical Method: EPA 5030B/8260								
Acetone	**3.1J**	ug/L	10.0	1.9	1		10/13/15 00:22	67-64-1	L1
Benzene	ND	ug/L	1.0	0.060	1		10/13/15 00:22	71-43-2	
Bromodichloromethane	ND	ug/L	1.0	0.19	1		10/13/15 00:22	75-27-4	
Bromoform	ND	ug/L	1.0	0.070	1		10/13/15 00:22	75-25-2	
Bromomethane	ND	ug/L	5.0	0.16	1		10/13/15 00:22	74-83-9	
2-Butanone (MEK)	ND	ug/L	10.0	0.59	1		10/13/15 00:22	78-93-3	
Carbon disulfide	**0.13J**	ug/L	5.0	0.12	1		10/13/15 00:22	75-15-0	
Carbon tetrachloride	ND	ug/L	1.0	0.18	1		10/13/15 00:22	56-23-5	
Chlorobenzene	ND	ug/L	1.0	0.21	1		10/13/15 00:22	108-90-7	
Chloroethane	ND	ug/L	1.0	0.15	1		10/13/15 00:22	75-00-3	
Chloroform	**0.71J**	ug/L	1.0	0.14	1		10/13/15 00:22	67-66-3	
Chloromethane	ND	ug/L	1.0	0.080	1		10/13/15 00:22	74-87-3	
Dibromochloromethane	ND	ug/L	1.0	0.21	1		10/13/15 00:22	124-48-1	
1,1-Dichloroethane	ND	ug/L	1.0	0.050	1		10/13/15 00:22	75-34-3	
1,2-Dichloroethane	ND	ug/L	1.0	0.12	1		10/13/15 00:22	107-06-2	
1,1-Dichloroethene	ND	ug/L	1.0	0.20	1		10/13/15 00:22	75-35-4	
cis-1,2-Dichloroethene	**0.70J**	ug/L	1.0	0.080	1		10/13/15 00:22	156-59-2	
trans-1,2-Dichloroethene	ND	ug/L	1.0	0.20	1		10/13/15 00:22	156-60-5	
1,2-Dichloropropane	ND	ug/L	1.0	0.16	1		10/13/15 00:22	78-87-5	
cis-1,3-Dichloropropene	ND	ug/L	1.0	0.14	1		10/13/15 00:22	10061-01-5	
trans-1,3-Dichloropropene	ND	ug/L	1.0	0.12	1		10/13/15 00:22	10061-02-6	
Ethylbenzene	ND	ug/L	1.0	0.18	1		10/13/15 00:22	100-41-4	
2-Hexanone	ND	ug/L	10.0	1.2	1		10/13/15 00:22	591-78-6	
Methylene chloride	ND	ug/L	1.0	0.15	1		10/13/15 00:22	75-09-2	
4-Methyl-2-pentanone (MIBK)	ND	ug/L	10.0	0.42	1		10/13/15 00:22	108-10-1	
Styrene	ND	ug/L	1.0	0.12	1		10/13/15 00:22	100-42-5	
1,1,2,2-Tetrachloroethane	ND	ug/L	1.0	0.15	1		10/13/15 00:22	79-34-5	
Tetrachloroethene	ND	ug/L	1.0	0.10	1		10/13/15 00:22	127-18-4	
Toluene	ND	ug/L	1.0	0.17	1		10/13/15 00:22	108-88-3	
1,1,1-Trichloroethane	ND	ug/L	1.0	0.11	1		10/13/15 00:22	71-55-6	
1,1,2-Trichloroethane	ND	ug/L	1.0	0.20	1		10/13/15 00:22	79-00-5	
Trichloroethene	**3.9**	ug/L	1.0	0.17	1		10/13/15 00:22	79-01-6	
Vinyl chloride	ND	ug/L	1.0	0.13	1		10/13/15 00:22	75-01-4	
Xylene (Total)	ND	ug/L	3.0	0.42	1		10/13/15 00:22	1330-20-7	
Surrogates									
4-Bromofluorobenzene (S)	96	%	80-120		1		10/13/15 00:22	460-00-4	
1,2-Dichloroethane-d4 (S)	97	%	80-120		1		10/13/15 00:22	17060-07-0	
Toluene-d8 (S)	100	%	80-120		1		10/13/15 00:22	2037-26-5	
Preservation pH	**1.0**		0.10	0.10	1		10/13/15 00:22		

REPORT OF LABORATORY ANALYSIS

This report shall not be reproduced, except in full,
without the written consent of Pace Analytical Services, Inc..

Pace Analytical Services, Inc.
9608 Loiret Blvd.
Lenexa, KS 66219
(913)599-5665

ANALYTICAL RESULTS

Project: Fort Smith, AR
Pace Project No.: 60204767

Sample: MW-63R-201510 **Lab ID: 60204767006** Collected: 10/08/15 08:58 Received: 10/09/15 17:37 Matrix: Water

Parameters	Results	Units	Report Limit	MDL	DF	Prepared	Analyzed	CAS No.	Qual
2320B Alkalinity	Analytical Method: SM 2320B								
Alkalinity,Bicarbonate (CaCO3)	**64.2**	mg/L	20.0	2.0	1		10/14/15 11:21		
Alkalinity, Carbonate (CaCO3)	ND	mg/L	20.0	2.0	1		10/14/15 11:21		
Alkalinity, Total as CaCO3	**64.2**	mg/L	20.0	2.0	1		10/14/15 11:21		
Iron, Ferric (Calculation)	Analytical Method: SM 3500-Fe B#4								
Iron, Ferric	**1.8**	mg/L	0.20		1		10/15/15 00:00	7439-89-6	
4500H+ pH, Electrometric	Analytical Method: SM 4500-H+B								
pH at 25 Degrees C	**5.9**	Std. Units	0.10	0.10	1		10/08/15 20:00		H6
4500S2D Sulfide, Total	Analytical Method: SM 4500-S-2 D								
Sulfide, Total	ND	mg/L	0.050	0.012	1		10/13/15 08:18	18496-25-8	
300.0 IC Anions 28 Days	Analytical Method: EPA 300.0								
Chloride	**137**	mg/L	10.0	5.0	10		10/15/15 14:34	16887-00-6	
Sulfate	**8.4**	mg/L	1.0	0.24	1		10/15/15 14:18	14808-79-8	
350.1 Ammonia	Analytical Method: EPA 350.1								
Nitrogen, Ammonia	ND	mg/L	0.10	0.046	1		10/14/15 14:08	7664-41-7	
353.2 Nitrogen, NO2/NO3 unpres	Analytical Method: EPA 353.2								
Nitrogen, Nitrate	**0.040J**	mg/L	0.10	0.014	1		10/10/15 08:18		
Nitrogen, Nitrite	ND	mg/L	0.10	0.023	1		10/10/15 08:18		
Nitrogen, NO2 plus NO3	**0.040J**	mg/L	0.10	0.014	1		10/10/15 08:18		
365.4 Total Phosphorus	Analytical Method: EPA 365.4								
Phosphorus as PO4	ND	mg/L	0.31		1		10/15/15 08:30		
Total Carbon Dioxide Calc	Analytical Method: SM 4500-CO2 D								
Carbon Dioxide Calculation	**234**	mg/L	20.0	20.0	1		10/22/15 00:00		
5310C TOC	Analytical Method: SM 5310C								
Total Organic Carbon	**0.55J**	mg/L	1.0	0.46	1		10/14/15 21:06	7440-44-0	B

REPORT OF LABORATORY ANALYSIS

This report shall not be reproduced, except in full,
without the written consent of Pace Analytical Services, Inc..

Pace Analytical Services, Inc.
9608 Loiret Blvd.
Lenexa, KS 66219
(913)599-5665

ANALYTICAL RESULTS

Project: Fort Smith, AR
Pace Project No.: 60204767

Sample: TB-19-201510 **Lab ID: 60204767007** Collected: 10/08/15 08:00 Received: 10/09/15 17:37 Matrix: Water

Parameters	Results	Units	Report Limit	MDL	DF	Prepared	Analyzed	CAS No.	Qual
8260 MSV	Analytical Method: EPA 5030B/8260								
Acetone	ND	ug/L	10.0	1.9	1		10/12/15 21:43	67-64-1	L3
Benzene	ND	ug/L	1.0	0.060	1		10/12/15 21:43	71-43-2	
Bromodichloromethane	ND	ug/L	1.0	0.19	1		10/12/15 21:43	75-27-4	
Bromoform	ND	ug/L	1.0	0.070	1		10/12/15 21:43	75-25-2	
Bromomethane	ND	ug/L	5.0	0.16	1		10/12/15 21:43	74-83-9	
2-Butanone (MEK)	ND	ug/L	10.0	0.59	1		10/12/15 21:43	78-93-3	
Carbon disulfide	ND	ug/L	5.0	0.12	1		10/12/15 21:43	75-15-0	
Carbon tetrachloride	ND	ug/L	1.0	0.18	1		10/12/15 21:43	56-23-5	
Chlorobenzene	ND	ug/L	1.0	0.21	1		10/12/15 21:43	108-90-7	
Chloroethane	ND	ug/L	1.0	0.15	1		10/12/15 21:43	75-00-3	
Chloroform	ND	ug/L	1.0	0.14	1		10/12/15 21:43	67-66-3	
Chloromethane	**0.20J**	ug/L	1.0	0.080	1		10/12/15 21:43	74-87-3	B
Dibromochloromethane	ND	ug/L	1.0	0.21	1		10/12/15 21:43	124-48-1	
1,1-Dichloroethane	ND	ug/L	1.0	0.050	1		10/12/15 21:43	75-34-3	
1,2-Dichloroethane	ND	ug/L	1.0	0.12	1		10/12/15 21:43	107-06-2	
1,1-Dichloroethene	ND	ug/L	1.0	0.20	1		10/12/15 21:43	75-35-4	
cis-1,2-Dichloroethene	ND	ug/L	1.0	0.080	1		10/12/15 21:43	156-59-2	
trans-1,2-Dichloroethene	ND	ug/L	1.0	0.20	1		10/12/15 21:43	156-60-5	
1,2-Dichloropropane	ND	ug/L	1.0	0.16	1		10/12/15 21:43	78-87-5	
cis-1,3-Dichloropropene	ND	ug/L	1.0	0.14	1		10/12/15 21:43	10061-01-5	
trans-1,3-Dichloropropene	ND	ug/L	1.0	0.12	1		10/12/15 21:43	10061-02-6	
Ethylbenzene	ND	ug/L	1.0	0.18	1		10/12/15 21:43	100-41-4	
2-Hexanone	ND	ug/L	10.0	1.2	1		10/12/15 21:43	591-78-6	
Methylene chloride	ND	ug/L	1.0	0.15	1		10/12/15 21:43	75-09-2	
4-Methyl-2-pentanone (MIBK)	ND	ug/L	10.0	0.42	1		10/12/15 21:43	108-10-1	
Styrene	ND	ug/L	1.0	0.12	1		10/12/15 21:43	100-42-5	
1,1,2,2-Tetrachloroethane	ND	ug/L	1.0	0.15	1		10/12/15 21:43	79-34-5	
Tetrachloroethene	ND	ug/L	1.0	0.10	1		10/12/15 21:43	127-18-4	
Toluene	ND	ug/L	1.0	0.17	1		10/12/15 21:43	108-88-3	
1,1,1-Trichloroethane	ND	ug/L	1.0	0.11	1		10/12/15 21:43	71-55-6	
1,1,2-Trichloroethane	ND	ug/L	1.0	0.20	1		10/12/15 21:43	79-00-5	
Trichloroethene	**0.32J**	ug/L	1.0	0.17	1		10/12/15 21:43	79-01-6	B
Vinyl chloride	ND	ug/L	1.0	0.13	1		10/12/15 21:43	75-01-4	
Xylene (Total)	ND	ug/L	3.0	0.42	1		10/12/15 21:43	1330-20-7	
Surrogates									
4-Bromofluorobenzene (S)	98	%	80-120		1		10/12/15 21:43	460-00-4	
1,2-Dichloroethane-d4 (S)	98	%	80-120		1		10/12/15 21:43	17060-07-0	
Toluene-d8 (S)	102	%	80-120		1		10/12/15 21:43	2037-26-5	
Preservation pH	**1.0**		0.10	0.10	1		10/12/15 21:43		

REPORT OF LABORATORY ANALYSIS

This report shall not be reproduced, except in full,
without the written consent of Pace Analytical Services, Inc..

Pace Analytical Services, Inc.
9608 Loiret Blvd.
Lenexa, KS 66219
(913)599-5665

ANALYTICAL RESULTS

Project: Fort Smith, AR
Pace Project No.: 60204767

Sample: MW-38-201510 **Lab ID: 60204767008** Collected: 10/08/15 15:00 Received: 10/09/15 17:37 Matrix: Water

Parameters	Results	Units	Report Limit	MDL	DF	Prepared	Analyzed	CAS No.	Qual
Alcohol by Direct Inject GCFID	Analytical Method: EPA 8015 - Alcohol								
2-Chloroethanol	ND	ug/L	10000	1980	1		10/13/15 23:58	107-07-3	
6010 MET ICP	Analytical Method: EPA 6010 Preparation Method: EPA 3010								
Iron	**3410**	ug/L	50.0	9.0	1	10/12/15 15:45	10/13/15 16:43	7439-89-6	
Manganese	**3020**	ug/L	5.0	2.4	1	10/12/15 15:45	10/13/15 16:43	7439-96-5	
8260 MSV	Analytical Method: EPA 5030B/8260								
Acetone	ND	ug/L	10.0	1.9	1		10/21/15 13:51	67-64-1	
Benzene	**0.27J**	ug/L	1.0	0.060	1		10/21/15 13:51	71-43-2	
Bromodichloromethane	ND	ug/L	1.0	0.19	1		10/21/15 13:51	75-27-4	
Bromoform	ND	ug/L	1.0	0.070	1		10/21/15 13:51	75-25-2	
Bromomethane	ND	ug/L	5.0	0.16	1		10/21/15 13:51	74-83-9	
2-Butanone (MEK)	ND	ug/L	10.0	0.59	1		10/21/15 13:51	78-93-3	
Carbon disulfide	ND	ug/L	5.0	0.12	1		10/21/15 13:51	75-15-0	
Carbon tetrachloride	ND	ug/L	1.0	0.18	1		10/21/15 13:51	56-23-5	
Chlorobenzene	ND	ug/L	1.0	0.21	1		10/21/15 13:51	108-90-7	
Chloroethane	ND	ug/L	1.0	0.15	1		10/21/15 13:51	75-00-3	
Chloroform	**0.54J**	ug/L	1.0	0.14	1		10/21/15 13:51	67-66-3	
Chloromethane	ND	ug/L	1.0	0.080	1		10/21/15 13:51	74-87-3	
Dibromochloromethane	ND	ug/L	1.0	0.21	1		10/21/15 13:51	124-48-1	
1,1-Dichloroethane	ND	ug/L	1.0	0.050	1		10/21/15 13:51	75-34-3	
1,2-Dichloroethane	ND	ug/L	1.0	0.12	1		10/21/15 13:51	107-06-2	
1,1-Dichloroethene	**15.8**	ug/L	1.0	0.20	1		10/21/15 13:51	75-35-4	
cis-1,2-Dichloroethene	**1340**	ug/L	100	8.0	100		10/13/15 01:49	156-59-2	
trans-1,2-Dichloroethene	**20.3**	ug/L	1.0	0.20	1		10/21/15 13:51	156-60-5	
1,2-Dichloropropane	ND	ug/L	1.0	0.16	1		10/21/15 13:51	78-87-5	
cis-1,3-Dichloropropene	ND	ug/L	1.0	0.14	1		10/21/15 13:51	10061-01-5	
trans-1,3-Dichloropropene	ND	ug/L	1.0	0.12	1		10/21/15 13:51	10061-02-6	
Ethylbenzene	ND	ug/L	1.0	0.18	1		10/21/15 13:51	100-41-4	
2-Hexanone	ND	ug/L	10.0	1.2	1		10/21/15 13:51	591-78-6	
Methylene chloride	ND	ug/L	1.0	0.15	1		10/21/15 13:51	75-09-2	
4-Methyl-2-pentanone (MIBK)	ND	ug/L	10.0	0.42	1		10/21/15 13:51	108-10-1	
Styrene	ND	ug/L	1.0	0.12	1		10/21/15 13:51	100-42-5	
1,1,2,2-Tetrachloroethane	ND	ug/L	1.0	0.15	1		10/21/15 13:51	79-34-5	
Tetrachloroethene	**1.3**	ug/L	1.0	0.10	1		10/21/15 13:51	127-18-4	
Toluene	**0.25J**	ug/L	1.0	0.17	1		10/21/15 13:51	108-88-3	
1,1,1-Trichloroethane	ND	ug/L	1.0	0.11	1		10/21/15 13:51	71-55-6	
1,1,2-Trichloroethane	ND	ug/L	1.0	0.20	1		10/21/15 13:51	79-00-5	
Trichloroethene	**2740**	ug/L	100	17.0	100		10/13/15 01:49	79-01-6	
Vinyl chloride	**190**	ug/L	1.0	0.13	1		10/21/15 13:51	75-01-4	
Xylene (Total)	ND	ug/L	3.0	0.42	1		10/21/15 13:51	1330-20-7	
Surrogates									
4-Bromofluorobenzene (S)	98	%	80-120		1		10/21/15 13:51	460-00-4	
1,2-Dichloroethane-d4 (S)	100	%	80-120		1		10/21/15 13:51	17060-07-0	
Toluene-d8 (S)	105	%	80-120		1		10/21/15 13:51	2037-26-5	
Preservation pH	**1.0**		0.10	0.10	1		10/21/15 13:51		

REPORT OF LABORATORY ANALYSIS

This report shall not be reproduced, except in full,
without the written consent of Pace Analytical Services, Inc..

Pace Analytical Services, Inc.
9608 Loiret Blvd.
Lenexa, KS 66219
(913)599-5665

ANALYTICAL RESULTS

Project: Fort Smith, AR
Pace Project No.: 60204767

Sample: MW-38-201510 **Lab ID: 60204767008** Collected: 10/08/15 15:00 Received: 10/09/15 17:37 Matrix: Water

Parameters	Results	Units	Report Limit	MDL	DF	Prepared	Analyzed	CAS No.	Qual
2320B Alkalinity	Analytical Method: SM 2320B								
Alkalinity,Bicarbonate (CaCO3)	**237**	mg/L	20.0	2.0	1		10/14/15 11:25		
Alkalinity, Carbonate (CaCO3)	ND	mg/L	20.0	2.0	1		10/14/15 11:25		
Alkalinity, Total as CaCO3	**237**	mg/L	20.0	2.0	1		10/14/15 11:25		
Iron, Ferric (Calculation)	Analytical Method: SM 3500-Fe B#4								
Iron, Ferric	**1.8**	mg/L	0.20		1		10/15/15 00:00	7439-89-6	
4500H+ pH, Electrometric	Analytical Method: SM 4500-H+B								
pH at 25 Degrees C	**6.6**	Std. Units	0.10	0.10	1		10/07/15 00:00		H6
4500S2D Sulfide, Total	Analytical Method: SM 4500-S-2 D								
Sulfide, Total	ND	mg/L	0.050	0.012	1		10/13/15 08:18	18496-25-8	
300.0 IC Anions 28 Days	Analytical Method: EPA 300.0								
Chloride	**25.0**	mg/L	5.0	2.5	5		10/15/15 14:49	16887-00-6	
Sulfate	**66.8**	mg/L	5.0	1.2	5		10/15/15 14:49	14808-79-8	
350.1 Ammonia	Analytical Method: EPA 350.1								
Nitrogen, Ammonia	ND	mg/L	0.10	0.046	1		10/14/15 14:09	7664-41-7	
353.2 Nitrogen, NO2/NO3 unpres	Analytical Method: EPA 353.2								
Nitrogen, Nitrate	**0.084J**	mg/L	0.10	0.014	1		10/10/15 09:19		
Nitrogen, Nitrite	ND	mg/L	0.10	0.023	1		10/10/15 09:19		
Nitrogen, NO2 plus NO3	**0.084J**	mg/L	0.10	0.014	1		10/10/15 09:19		
365.4 Total Phosphorus	Analytical Method: EPA 365.4								
Phosphorus as PO4	ND	mg/L	0.31		1		10/16/15 06:55		
Total Carbon Dioxide Calc	Analytical Method: SM 4500-CO2 D								
Carbon Dioxide Calculation	**333**	mg/L	20.0	20.0	1		10/22/15 00:00		
5310C TOC	Analytical Method: SM 5310C								
Total Organic Carbon	**1.9**	mg/L	1.0	0.46	1		10/14/15 21:45	7440-44-0	B

REPORT OF LABORATORY ANALYSIS

This report shall not be reproduced, except in full,
without the written consent of Pace Analytical Services, Inc..

Pace Analytical Services, Inc.
9608 Loiret Blvd.
Lenexa, KS 66219
(913)599-5665

ANALYTICAL RESULTS

Project: Fort Smith, AR
Pace Project No.: 60204767

Sample: MW-58R-201510 **Lab ID: 60204767009** Collected: 10/08/15 14:50 Received: 10/09/15 17:37 Matrix: Water

Parameters	Results	Units	Report Limit	MDL	DF	Prepared	Analyzed	CAS No.	Qual
Alcohol by Direct Inject GCFID	Analytical Method: EPA 8015 - Alcohol								
2-Chloroethanol	ND	ug/L	10000	1980	1		10/14/15 00:09	107-07-3	
6010 MET ICP	Analytical Method: EPA 6010 Preparation Method: EPA 3010								
Iron	**20200**	ug/L	50.0	9.0	1	10/12/15 15:45	10/13/15 16:45	7439-89-6	
Manganese	**3700**	ug/L	5.0	2.4	1	10/12/15 15:45	10/13/15 16:45	7439-96-5	
8260 MSV	Analytical Method: EPA 5030B/8260								
Acetone	**2.9J**	ug/L	10.0	1.9	1		10/13/15 01:20	67-64-1	L1
Benzene	ND	ug/L	1.0	0.060	1		10/13/15 01:20	71-43-2	
Bromodichloromethane	ND	ug/L	1.0	0.19	1		10/13/15 01:20	75-27-4	
Bromoform	ND	ug/L	1.0	0.070	1		10/13/15 01:20	75-25-2	
Bromomethane	ND	ug/L	5.0	0.16	1		10/13/15 01:20	74-83-9	
2-Butanone (MEK)	ND	ug/L	10.0	0.59	1		10/13/15 01:20	78-93-3	
Carbon disulfide	ND	ug/L	5.0	0.12	1		10/13/15 01:20	75-15-0	
Carbon tetrachloride	ND	ug/L	1.0	0.18	1		10/13/15 01:20	56-23-5	
Chlorobenzene	ND	ug/L	1.0	0.21	1		10/13/15 01:20	108-90-7	
Chloroethane	ND	ug/L	1.0	0.15	1		10/13/15 01:20	75-00-3	
Chloroform	**0.21J**	ug/L	1.0	0.14	1		10/13/15 01:20	67-66-3	
Chloromethane	**0.31J**	ug/L	1.0	0.080	1		10/13/15 01:20	74-87-3	B
Dibromochloromethane	ND	ug/L	1.0	0.21	1		10/13/15 01:20	124-48-1	
1,1-Dichloroethane	ND	ug/L	1.0	0.050	1		10/13/15 01:20	75-34-3	
1,2-Dichloroethane	ND	ug/L	1.0	0.12	1		10/13/15 01:20	107-06-2	
1,1-Dichloroethene	**1.8**	ug/L	1.0	0.20	1		10/13/15 01:20	75-35-4	
cis-1,2-Dichloroethene	**10.5**	ug/L	1.0	0.080	1		10/13/15 01:20	156-59-2	
trans-1,2-Dichloroethene	**0.24J**	ug/L	1.0	0.20	1		10/13/15 01:20	156-60-5	
1,2-Dichloropropane	ND	ug/L	1.0	0.16	1		10/13/15 01:20	78-87-5	
cis-1,3-Dichloropropene	ND	ug/L	1.0	0.14	1		10/13/15 01:20	10061-01-5	
trans-1,3-Dichloropropene	ND	ug/L	1.0	0.12	1		10/13/15 01:20	10061-02-6	
Ethylbenzene	ND	ug/L	1.0	0.18	1		10/13/15 01:20	100-41-4	
2-Hexanone	ND	ug/L	10.0	1.2	1		10/13/15 01:20	591-78-6	
Methylene chloride	ND	ug/L	1.0	0.15	1		10/13/15 01:20	75-09-2	
4-Methyl-2-pentanone (MIBK)	ND	ug/L	10.0	0.42	1		10/13/15 01:20	108-10-1	
Styrene	ND	ug/L	1.0	0.12	1		10/13/15 01:20	100-42-5	
1,1,2,2-Tetrachloroethane	ND	ug/L	1.0	0.15	1		10/13/15 01:20	79-34-5	
Tetrachloroethene	ND	ug/L	1.0	0.10	1		10/13/15 01:20	127-18-4	
Toluene	ND	ug/L	1.0	0.17	1		10/13/15 01:20	108-88-3	
1,1,1-Trichloroethane	ND	ug/L	1.0	0.11	1		10/13/15 01:20	71-55-6	
1,1,2-Trichloroethane	ND	ug/L	1.0	0.20	1		10/13/15 01:20	79-00-5	
Trichloroethene	**299**	ug/L	5.0	0.85	5		10/13/15 01:34	79-01-6	
Vinyl chloride	**0.55J**	ug/L	1.0	0.13	1		10/13/15 01:20	75-01-4	
Xylene (Total)	ND	ug/L	3.0	0.42	1		10/13/15 01:20	1330-20-7	
Surrogates									
4-Bromofluorobenzene (S)	97	%	80-120		1		10/13/15 01:20	460-00-4	
1,2-Dichloroethane-d4 (S)	97	%	80-120		1		10/13/15 01:20	17060-07-0	
Toluene-d8 (S)	102	%	80-120		1		10/13/15 01:20	2037-26-5	
Preservation pH	**1.0**		0.10	0.10	1		10/13/15 01:20		

REPORT OF LABORATORY ANALYSIS

This report shall not be reproduced, except in full,
without the written consent of Pace Analytical Services, Inc..

Pace Analytical Services, Inc.
9608 Loiret Blvd.
Lenexa, KS 66219
(913)599-5665

ANALYTICAL RESULTS

Project: Fort Smith, AR
Pace Project No.: 60204767

Sample: MW-58R-201510 **Lab ID: 60204767009** Collected: 10/08/15 14:50 Received: 10/09/15 17:37 Matrix: Water

Parameters	Results	Units	Report Limit	MDL	DF	Prepared	Analyzed	CAS No.	Qual
2320B Alkalinity	Analytical Method: SM 2320B								
Alkalinity,Bicarbonate (CaCO3)	**55.2**	mg/L	20.0	2.0	1		10/14/15 11:29		
Alkalinity, Carbonate (CaCO3)	ND	mg/L	20.0	2.0	1		10/14/15 11:29		
Alkalinity, Total as CaCO3	**55.2**	mg/L	20.0	2.0	1		10/14/15 11:29		
Iron, Ferric (Calculation)	Analytical Method: SM 3500-Fe B#4								
Iron, Ferric	**20.2**	mg/L	0.20		1		10/15/15 00:00	7439-89-6	
4500H+ pH, Electrometric	Analytical Method: SM 4500-H+B								
pH at 25 Degrees C	**5.8**	Std. Units	0.10	0.10	1		10/07/15 00:00		H6
4500S2D Sulfide, Total	Analytical Method: SM 4500-S-2 D								
Sulfide, Total	ND	mg/L	0.050	0.012	1		10/13/15 08:18	18496-25-8	
300.0 IC Anions 28 Days	Analytical Method: EPA 300.0								
Chloride	**226**	mg/L	20.0	10.0	20		10/15/15 15:20	16887-00-6	
Sulfate	**0.53J**	mg/L	1.0	0.24	1		10/15/15 15:05	14808-79-8	
350.1 Ammonia	Analytical Method: EPA 350.1								
Nitrogen, Ammonia	ND	mg/L	0.10	0.046	1		10/14/15 14:10	7664-41-7	
353.2 Nitrogen, NO2/NO3 unpres	Analytical Method: EPA 353.2								
Nitrogen, Nitrate	ND	mg/L	0.10	0.014	1		10/10/15 09:18		
Nitrogen, Nitrite	ND	mg/L	0.10	0.023	1		10/10/15 09:18		
Nitrogen, NO2 plus NO3	ND	mg/L	0.10	0.014	1		10/10/15 09:18		
365.4 Total Phosphorus	Analytical Method: EPA 365.4								
Phosphorus as PO4	ND	mg/L	0.31		1		10/16/15 06:56		
Total Carbon Dioxide Calc	Analytical Method: SM 4500-CO2 D								
Carbon Dioxide Calculation	**228**	mg/L	20.0	20.0	1		10/22/15 00:00		
5310C TOC	Analytical Method: SM 5310C								
Total Organic Carbon	ND	mg/L	1.0	0.46	1		10/14/15 21:58	7440-44-0	

REPORT OF LABORATORY ANALYSIS

This report shall not be reproduced, except in full,
without the written consent of Pace Analytical Services, Inc..

Pace Analytical Services, Inc.
9608 Loiret Blvd.
Lenexa, KS 66219
(913)599-5665

ANALYTICAL RESULTS

Project: Fort Smith, AR
Pace Project No.: 60204767

Sample: MW-25-201510 **Lab ID: 60204767010** Collected: 10/08/15 16:50 Received: 10/09/15 17:37 Matrix: Water

Parameters	Results	Units	Report Limit	MDL	DF	Prepared	Analyzed	CAS No.	Qual
Alcohol by Direct Inject GCFID	Analytical Method: EPA 8015 - Alcohol								
2-Chloroethanol	ND	ug/L	10000	1980	1		10/14/15 00:20	107-07-3	
6010 MET ICP	Analytical Method: EPA 6010 Preparation Method: EPA 3010								
Iron	**225**	ug/L	50.0	9.0	1	10/12/15 15:45	10/13/15 16:47	7439-89-6	
Manganese	**314**	ug/L	5.0	2.4	1	10/12/15 15:45	10/13/15 16:47	7439-96-5	
8260 MSV	Analytical Method: EPA 5030B/8260								
Acetone	**71.0**	ug/L	10.0	1.9	1		10/21/15 14:36	67-64-1	
Benzene	**0.28J**	ug/L	1.0	0.060	1		10/21/15 14:36	71-43-2	
Bromodichloromethane	**1.3**	ug/L	1.0	0.19	1		10/21/15 14:36	75-27-4	
Bromoform	**3.9**	ug/L	1.0	0.070	1		10/21/15 14:36	75-25-2	
Bromomethane	**4.2J**	ug/L	5.0	0.16	1		10/21/15 14:36	74-83-9	
2-Butanone (MEK)	**11.4**	ug/L	10.0	0.59	1		10/21/15 14:36	78-93-3	
Carbon disulfide	**1.8J**	ug/L	5.0	0.12	1		10/21/15 14:36	75-15-0	
Carbon tetrachloride	ND	ug/L	1.0	0.18	1		10/21/15 14:36	56-23-5	
Chlorobenzene	ND	ug/L	1.0	0.21	1		10/21/15 14:36	108-90-7	
Chloroethane	ND	ug/L	1.0	0.15	1		10/21/15 14:36	75-00-3	
Chloroform	**24.0**	ug/L	1.0	0.14	1		10/21/15 14:36	67-66-3	
Chloromethane	**15.0**	ug/L	1.0	0.080	1		10/21/15 14:36	74-87-3	
Dibromochloromethane	**0.54J**	ug/L	1.0	0.21	1		10/21/15 14:36	124-48-1	
1,1-Dichloroethane	**6.6**	ug/L	1.0	0.050	1		10/21/15 14:36	75-34-3	
1,2-Dichloroethane	**1.4**	ug/L	1.0	0.12	1		10/21/15 14:36	107-06-2	
1,1-Dichloroethene	ND	ug/L	1.0	0.20	1		10/21/15 14:36	75-35-4	
cis-1,2-Dichloroethene	**957J**	ug/L	1000	80.0	1000		10/13/15 02:03	156-59-2	
trans-1,2-Dichloroethene	**128**	ug/L	1.0	0.20	1		10/21/15 14:36	156-60-5	
1,2-Dichloropropane	ND	ug/L	1.0	0.16	1		10/21/15 14:36	78-87-5	
cis-1,3-Dichloropropene	ND	ug/L	1.0	0.14	1		10/21/15 14:36	10061-01-5	
trans-1,3-Dichloropropene	ND	ug/L	1.0	0.12	1		10/21/15 14:36	10061-02-6	
Ethylbenzene	ND	ug/L	1.0	0.18	1		10/21/15 14:36	100-41-4	
2-Hexanone	**1.7J**	ug/L	10.0	1.2	1		10/21/15 14:36	591-78-6	
Methylene chloride	**12.8**	ug/L	1.0	0.15	1		10/21/15 14:36	75-09-2	
4-Methyl-2-pentanone (MIBK)	**0.74J**	ug/L	10.0	0.42	1		10/21/15 14:36	108-10-1	
Styrene	ND	ug/L	1.0	0.12	1		10/21/15 14:36	100-42-5	
1,1,2,2-Tetrachloroethane	**227J**	ug/L	1000	150	1000		10/13/15 02:03	79-34-5	
Tetrachloroethene	**34.5**	ug/L	1.0	0.10	1		10/21/15 14:36	127-18-4	
Toluene	**1.1**	ug/L	1.0	0.17	1		10/21/15 14:36	108-88-3	
1,1,1-Trichloroethane	**32.8**	ug/L	1.0	0.11	1		10/21/15 14:36	71-55-6	
1,1,2-Trichloroethane	**2.8**	ug/L	1.0	0.20	1		10/21/15 14:36	79-00-5	
Trichloroethene	**68700**	ug/L	1000	170	1000		10/13/15 02:03	79-01-6	
Vinyl chloride	ND	ug/L	1.0	0.13	1		10/21/15 14:36	75-01-4	
Xylene (Total)	ND	ug/L	3.0	0.42	1		10/21/15 14:36	1330-20-7	
Surrogates									
4-Bromofluorobenzene (S)	96	%	80-120		1		10/21/15 14:36	460-00-4	
1,2-Dichloroethane-d4 (S)	100	%	80-120		1		10/21/15 14:36	17060-07-0	
Toluene-d8 (S)	105	%	80-120		1		10/21/15 14:36	2037-26-5	
Preservation pH	**1.0**		0.10	0.10	1		10/21/15 14:36		

REPORT OF LABORATORY ANALYSIS

This report shall not be reproduced, except in full,
without the written consent of Pace Analytical Services, Inc..

Pace Analytical Services, Inc.
9608 Loiret Blvd.
Lenexa, KS 66219
(913)599-5665

ANALYTICAL RESULTS

Project: Fort Smith, AR
Pace Project No.: 60204767

Sample: MW-25-201510 **Lab ID: 60204767010** Collected: 10/08/15 16:50 Received: 10/09/15 17:37 Matrix: Water

Parameters	Results	Units	Report Limit	MDL	DF	Prepared	Analyzed	CAS No.	Qual
2320B Alkalinity	Analytical Method: SM 2320B								
Alkalinity,Bicarbonate (CaCO3)	**114**	mg/L	20.0	2.0	1		10/14/15 11:40		
Alkalinity, Carbonate (CaCO3)	ND	mg/L	20.0	2.0	1		10/14/15 11:40		
Alkalinity, Total as CaCO3	**114**	mg/L	20.0	2.0	1		10/14/15 11:40		
Iron, Ferric (Calculation)	Analytical Method: SM 3500-Fe B#4								
Iron, Ferric	**0.22**	mg/L	0.20		1		10/15/15 00:00	7439-89-6	
4500H+ pH, Electrometric	Analytical Method: SM 4500-H+B								
pH at 25 Degrees C	**5.8**	Std. Units	0.10	0.10	1		10/07/15 00:00		H6
4500S2D Sulfide, Total	Analytical Method: SM 4500-S-2 D								
Sulfide, Total	ND	mg/L	0.050	0.012	1		10/13/15 08:19	18496-25-8	
300.0 IC Anions 28 Days	Analytical Method: EPA 300.0								
Chloride	**508**	mg/L	50.0	25.0	50		10/15/15 16:06	16887-00-6	
Sulfate	**1430**	mg/L	200	47.3	200		10/15/15 16:22	14808-79-8	
350.1 Ammonia	Analytical Method: EPA 350.1								
Nitrogen, Ammonia	**0.25**	mg/L	0.10	0.046	1		10/14/15 14:11	7664-41-7	
353.2 Nitrogen, NO2/NO3 unpres	Analytical Method: EPA 353.2								
Nitrogen, Nitrate	**0.52**	mg/L	0.10	0.014	1		10/10/15 09:25		
Nitrogen, Nitrite	ND	mg/L	0.10	0.023	1		10/10/15 09:25		
Nitrogen, NO2 plus NO3	**0.52**	mg/L	0.10	0.014	1		10/10/15 09:25		
365.4 Total Phosphorus	Analytical Method: EPA 365.4								
Phosphorus as PO4	ND	mg/L	0.31		1		10/16/15 06:57		
Total Carbon Dioxide Calc	Analytical Method: SM 4500-CO2 D								
Carbon Dioxide Calculation	**477**	mg/L	20.0	20.0	1		10/19/15 00:00		
5310C TOC	Analytical Method: SM 5310C								
Total Organic Carbon	**5.8**	mg/L	1.0	0.46	1		10/14/15 22:11	7440-44-0	

REPORT OF LABORATORY ANALYSIS

This report shall not be reproduced, except in full,
without the written consent of Pace Analytical Services, Inc..

Pace Analytical Services, Inc.
9608 Loiret Blvd.
Lenexa, KS 66219
(913)599-5665

ANALYTICAL RESULTS

Project: Fort Smith, AR
Pace Project No.: 60204767

Sample: TB-20-201510 **Lab ID: 60204767011** Collected: 10/08/15 08:00 Received: 10/09/15 17:37 Matrix: Water

Parameters	Results	Units	Report Limit	MDL	DF	Prepared	Analyzed	CAS No.	Qual
8260 MSV	Analytical Method: EPA 5030B/8260								
Acetone	**2.1J**	ug/L	10.0	1.9	1		10/12/15 21:58	67-64-1	L1
Benzene	ND	ug/L	1.0	0.060	1		10/12/15 21:58	71-43-2	
Bromodichloromethane	ND	ug/L	1.0	0.19	1		10/12/15 21:58	75-27-4	
Bromoform	ND	ug/L	1.0	0.070	1		10/12/15 21:58	75-25-2	
Bromomethane	ND	ug/L	5.0	0.16	1		10/12/15 21:58	74-83-9	
2-Butanone (MEK)	ND	ug/L	10.0	0.59	1		10/12/15 21:58	78-93-3	
Carbon disulfide	ND	ug/L	5.0	0.12	1		10/12/15 21:58	75-15-0	
Carbon tetrachloride	ND	ug/L	1.0	0.18	1		10/12/15 21:58	56-23-5	
Chlorobenzene	ND	ug/L	1.0	0.21	1		10/12/15 21:58	108-90-7	
Chloroethane	ND	ug/L	1.0	0.15	1		10/12/15 21:58	75-00-3	
Chloroform	ND	ug/L	1.0	0.14	1		10/12/15 21:58	67-66-3	
Chloromethane	**0.24J**	ug/L	1.0	0.080	1		10/12/15 21:58	74-87-3	B
Dibromochloromethane	ND	ug/L	1.0	0.21	1		10/12/15 21:58	124-48-1	
1,1-Dichloroethane	ND	ug/L	1.0	0.050	1		10/12/15 21:58	75-34-3	
1,2-Dichloroethane	ND	ug/L	1.0	0.12	1		10/12/15 21:58	107-06-2	
1,1-Dichloroethene	ND	ug/L	1.0	0.20	1		10/12/15 21:58	75-35-4	
cis-1,2-Dichloroethene	ND	ug/L	1.0	0.080	1		10/12/15 21:58	156-59-2	
trans-1,2-Dichloroethene	ND	ug/L	1.0	0.20	1		10/12/15 21:58	156-60-5	
1,2-Dichloropropane	ND	ug/L	1.0	0.16	1		10/12/15 21:58	78-87-5	
cis-1,3-Dichloropropene	ND	ug/L	1.0	0.14	1		10/12/15 21:58	10061-01-5	
trans-1,3-Dichloropropene	ND	ug/L	1.0	0.12	1		10/12/15 21:58	10061-02-6	
Ethylbenzene	ND	ug/L	1.0	0.18	1		10/12/15 21:58	100-41-4	
2-Hexanone	ND	ug/L	10.0	1.2	1		10/12/15 21:58	591-78-6	
Methylene chloride	ND	ug/L	1.0	0.15	1		10/12/15 21:58	75-09-2	
4-Methyl-2-pentanone (MIBK)	ND	ug/L	10.0	0.42	1		10/12/15 21:58	108-10-1	
Styrene	ND	ug/L	1.0	0.12	1		10/12/15 21:58	100-42-5	
1,1,2,2-Tetrachloroethane	ND	ug/L	1.0	0.15	1		10/12/15 21:58	79-34-5	
Tetrachloroethene	ND	ug/L	1.0	0.10	1		10/12/15 21:58	127-18-4	
Toluene	ND	ug/L	1.0	0.17	1		10/12/15 21:58	108-88-3	
1,1,1-Trichloroethane	ND	ug/L	1.0	0.11	1		10/12/15 21:58	71-55-6	
1,1,2-Trichloroethane	ND	ug/L	1.0	0.20	1		10/12/15 21:58	79-00-5	
Trichloroethene	**0.31J**	ug/L	1.0	0.17	1		10/12/15 21:58	79-01-6	B
Vinyl chloride	ND	ug/L	1.0	0.13	1		10/12/15 21:58	75-01-4	
Xylene (Total)	ND	ug/L	3.0	0.42	1		10/12/15 21:58	1330-20-7	
Surrogates									
4-Bromofluorobenzene (S)	97	%	80-120		1		10/12/15 21:58	460-00-4	
1,2-Dichloroethane-d4 (S)	98	%	80-120		1		10/12/15 21:58	17060-07-0	
Toluene-d8 (S)	103	%	80-120		1		10/12/15 21:58	2037-26-5	
Preservation pH	**1.0**		0.10	0.10	1		10/12/15 21:58		

REPORT OF LABORATORY ANALYSIS

This report shall not be reproduced, except in full,
without the written consent of Pace Analytical Services, Inc..

Pace Analytical Services, Inc.
9608 Loiret Blvd.
Lenexa, KS 66219
(913)599-5665

ANALYTICAL RESULTS

Project: Fort Smith, AR
Pace Project No.: 60204767

Sample: TB-21-201510 **Lab ID: 60204767012** Collected: 10/08/15 08:00 Received: 10/09/15 17:37 Matrix: Water

Parameters	Results	Units	Report Limit	MDL	DF	Prepared	Analyzed	CAS No.	Qual
8260 MSV	Analytical Method: EPA 5030B/8260								
Acetone	ND	ug/L	10.0	1.9	1		10/12/15 22:12	67-64-1	L3
Benzene	ND	ug/L	1.0	0.060	1		10/12/15 22:12	71-43-2	
Bromodichloromethane	ND	ug/L	1.0	0.19	1		10/12/15 22:12	75-27-4	
Bromoform	ND	ug/L	1.0	0.070	1		10/12/15 22:12	75-25-2	
Bromomethane	ND	ug/L	5.0	0.16	1		10/12/15 22:12	74-83-9	
2-Butanone (MEK)	ND	ug/L	10.0	0.59	1		10/12/15 22:12	78-93-3	
Carbon disulfide	ND	ug/L	5.0	0.12	1		10/12/15 22:12	75-15-0	
Carbon tetrachloride	ND	ug/L	1.0	0.18	1		10/12/15 22:12	56-23-5	
Chlorobenzene	ND	ug/L	1.0	0.21	1		10/12/15 22:12	108-90-7	
Chloroethane	ND	ug/L	1.0	0.15	1		10/12/15 22:12	75-00-3	
Chloroform	ND	ug/L	1.0	0.14	1		10/12/15 22:12	67-66-3	
Chloromethane	**0.16J**	ug/L	1.0	0.080	1		10/12/15 22:12	74-87-3	B
Dibromochloromethane	ND	ug/L	1.0	0.21	1		10/12/15 22:12	124-48-1	
1,1-Dichloroethane	ND	ug/L	1.0	0.050	1		10/12/15 22:12	75-34-3	
1,2-Dichloroethane	ND	ug/L	1.0	0.12	1		10/12/15 22:12	107-06-2	
1,1-Dichloroethene	ND	ug/L	1.0	0.20	1		10/12/15 22:12	75-35-4	
cis-1,2-Dichloroethene	ND	ug/L	1.0	0.080	1		10/12/15 22:12	156-59-2	
trans-1,2-Dichloroethene	ND	ug/L	1.0	0.20	1		10/12/15 22:12	156-60-5	
1,2-Dichloropropane	ND	ug/L	1.0	0.16	1		10/12/15 22:12	78-87-5	
cis-1,3-Dichloropropene	ND	ug/L	1.0	0.14	1		10/12/15 22:12	10061-01-5	
trans-1,3-Dichloropropene	ND	ug/L	1.0	0.12	1		10/12/15 22:12	10061-02-6	
Ethylbenzene	ND	ug/L	1.0	0.18	1		10/12/15 22:12	100-41-4	
2-Hexanone	ND	ug/L	10.0	1.2	1		10/12/15 22:12	591-78-6	
Methylene chloride	ND	ug/L	1.0	0.15	1		10/12/15 22:12	75-09-2	
4-Methyl-2-pentanone (MIBK)	ND	ug/L	10.0	0.42	1		10/12/15 22:12	108-10-1	
Styrene	ND	ug/L	1.0	0.12	1		10/12/15 22:12	100-42-5	
1,1,2,2-Tetrachloroethane	ND	ug/L	1.0	0.15	1		10/12/15 22:12	79-34-5	
Tetrachloroethene	ND	ug/L	1.0	0.10	1		10/12/15 22:12	127-18-4	
Toluene	ND	ug/L	1.0	0.17	1		10/12/15 22:12	108-88-3	
1,1,1-Trichloroethane	ND	ug/L	1.0	0.11	1		10/12/15 22:12	71-55-6	
1,1,2-Trichloroethane	ND	ug/L	1.0	0.20	1		10/12/15 22:12	79-00-5	
Trichloroethene	**0.28J**	ug/L	1.0	0.17	1		10/12/15 22:12	79-01-6	B
Vinyl chloride	ND	ug/L	1.0	0.13	1		10/12/15 22:12	75-01-4	
Xylene (Total)	ND	ug/L	3.0	0.42	1		10/12/15 22:12	1330-20-7	
Surrogates									
4-Bromofluorobenzene (S)	98	%	80-120		1		10/12/15 22:12	460-00-4	
1,2-Dichloroethane-d4 (S)	100	%	80-120		1		10/12/15 22:12	17060-07-0	
Toluene-d8 (S)	100	%	80-120		1		10/12/15 22:12	2037-26-5	
Preservation pH	**1.0**		0.10	0.10	1		10/12/15 22:12		

REPORT OF LABORATORY ANALYSIS

This report shall not be reproduced, except in full,
without the written consent of Pace Analytical Services, Inc..

Pace Analytical Services, Inc.
9608 Loiret Blvd.
Lenexa, KS 66219
(913)599-5665

ANALYTICAL RESULTS

Project: Fort Smith, AR
Pace Project No.: 60204767

Sample: ITMW-19-201510 **Lab ID: 60204767013** Collected: 10/08/15 14:00 Received: 10/09/15 17:37 Matrix: Water

Parameters	Results	Units	Report Limit	MDL	DF	Prepared	Analyzed	CAS No.	Qual
Alcohol by Direct Inject GCFID	Analytical Method: EPA 8015 - Alcohol								
2-Chloroethanol	ND	ug/L	10000	1980	1		10/14/15 00:31	107-07-3	
6010 MET ICP	Analytical Method: EPA 6010 Preparation Method: EPA 3010								
Iron	**59.9**	ug/L	50.0	9.0	1	10/12/15 15:45	10/13/15 16:50	7439-89-6	
Manganese	**32.2**	ug/L	5.0	2.4	1	10/12/15 15:45	10/13/15 16:50	7439-96-5	
8260 MSV	Analytical Method: EPA 5030B/8260								
Acetone	**32.5**	ug/L	10.0	1.9	1		10/12/15 17:51	67-64-1	L1
Benzene	ND	ug/L	1.0	0.060	1		10/12/15 17:51	71-43-2	
Bromodichloromethane	ND	ug/L	1.0	0.19	1		10/12/15 17:51	75-27-4	
Bromoform	**0.52J**	ug/L	1.0	0.070	1		10/12/15 17:51	75-25-2	
Bromomethane	**1.5J**	ug/L	5.0	0.16	1		10/12/15 17:51	74-83-9	B
2-Butanone (MEK)	ND	ug/L	10.0	0.59	1		10/12/15 17:51	78-93-3	
Carbon disulfide	**0.32J**	ug/L	5.0	0.12	1		10/12/15 17:51	75-15-0	
Carbon tetrachloride	ND	ug/L	1.0	0.18	1		10/12/15 17:51	56-23-5	
Chlorobenzene	ND	ug/L	1.0	0.21	1		10/12/15 17:51	108-90-7	
Chloroethane	ND	ug/L	1.0	0.15	1		10/12/15 17:51	75-00-3	
Chloroform	**0.85J**	ug/L	1.0	0.14	1		10/12/15 17:51	67-66-3	
Chloromethane	**2.9**	ug/L	1.0	0.080	1		10/12/15 17:51	74-87-3	
Dibromochloromethane	ND	ug/L	1.0	0.21	1		10/12/15 17:51	124-48-1	
1,1-Dichloroethane	ND	ug/L	1.0	0.050	1		10/12/15 17:51	75-34-3	
1,2-Dichloroethane	ND	ug/L	1.0	0.12	1		10/12/15 17:51	107-06-2	
1,1-Dichloroethene	ND	ug/L	1.0	0.20	1		10/12/15 17:51	75-35-4	
cis-1,2-Dichloroethene	**0.41J**	ug/L	1.0	0.080	1		10/12/15 17:51	156-59-2	
trans-1,2-Dichloroethene	ND	ug/L	1.0	0.20	1		10/12/15 17:51	156-60-5	
1,2-Dichloropropane	ND	ug/L	1.0	0.16	1		10/12/15 17:51	78-87-5	
cis-1,3-Dichloropropene	ND	ug/L	1.0	0.14	1		10/12/15 17:51	10061-01-5	
trans-1,3-Dichloropropene	ND	ug/L	1.0	0.12	1		10/12/15 17:51	10061-02-6	
Ethylbenzene	ND	ug/L	1.0	0.18	1		10/12/15 17:51	100-41-4	
2-Hexanone	ND	ug/L	10.0	1.2	1		10/12/15 17:51	591-78-6	
Methylene chloride	ND	ug/L	1.0	0.15	1		10/12/15 17:51	75-09-2	
4-Methyl-2-pentanone (MIBK)	ND	ug/L	10.0	0.42	1		10/12/15 17:51	108-10-1	
Styrene	ND	ug/L	1.0	0.12	1		10/12/15 17:51	100-42-5	
1,1,2,2-Tetrachloroethane	**0.16J**	ug/L	1.0	0.15	1		10/12/15 17:51	79-34-5	
Tetrachloroethene	**0.18J**	ug/L	1.0	0.10	1		10/12/15 17:51	127-18-4	
Toluene	ND	ug/L	1.0	0.17	1		10/12/15 17:51	108-88-3	
1,1,1-Trichloroethane	ND	ug/L	1.0	0.11	1		10/12/15 17:51	71-55-6	
1,1,2-Trichloroethane	ND	ug/L	1.0	0.20	1		10/12/15 17:51	79-00-5	
Trichloroethene	**87.1**	ug/L	1.0	0.17	1		10/12/15 17:51	79-01-6	
Vinyl chloride	ND	ug/L	1.0	0.13	1		10/12/15 17:51	75-01-4	
Xylene (Total)	ND	ug/L	3.0	0.42	1		10/12/15 17:51	1330-20-7	
Surrogates									
4-Bromofluorobenzene (S)	98	%	80-120		1		10/12/15 17:51	460-00-4	
1,2-Dichloroethane-d4 (S)	99	%	80-120		1		10/12/15 17:51	17060-07-0	
Toluene-d8 (S)	99	%	80-120		1		10/12/15 17:51	2037-26-5	
Preservation pH	**4.0**		0.10	0.10	1		10/12/15 17:51		

REPORT OF LABORATORY ANALYSIS

This report shall not be reproduced, except in full,
without the written consent of Pace Analytical Services, Inc..

Pace Analytical Services, Inc.
9608 Loiret Blvd.
Lenexa, KS 66219
(913)599-5665

ANALYTICAL RESULTS

Project: Fort Smith, AR
Pace Project No.: 60204767

Sample: ITMW-19-201510 **Lab ID: 60204767013** Collected: 10/08/15 14:00 Received: 10/09/15 17:37 Matrix: Water

Parameters	Results	Units	Report Limit	MDL	DF	Prepared	Analyzed	CAS No.	Qual
2320B Alkalinity	Analytical Method: SM 2320B								
Alkalinity,Bicarbonate (CaCO3)	**246**	mg/L	20.0	2.0	1		10/14/15 11:45		
Alkalinity, Carbonate (CaCO3)	ND	mg/L	20.0	2.0	1		10/14/15 11:45		
Alkalinity, Total as CaCO3	**246**	mg/L	20.0	2.0	1		10/14/15 11:45		
Iron, Ferric (Calculation)	Analytical Method: SM 3500-Fe B#4								
Iron, Ferric	ND	mg/L	0.20		1		10/15/15 00:00	7439-89-6	
4500H+ pH, Electrometric	Analytical Method: SM 4500-H+B								
pH at 25 Degrees C	**7.0**	Std. Units	0.10	0.10	1		10/08/15 20:00		H6
4500S2D Sulfide, Total	Analytical Method: SM 4500-S-2 D								
Sulfide, Total	ND	mg/L	0.050	0.012	1		10/13/15 08:19	18496-25-8	
300.0 IC Anions 28 Days	Analytical Method: EPA 300.0								
Chloride	**281**	mg/L	20.0	10.0	20		10/15/15 16:37	16887-00-6	
Sulfate	**2850**	mg/L	200	47.3	200		10/15/15 16:52	14808-79-8	
350.1 Ammonia	Analytical Method: EPA 350.1								
Nitrogen, Ammonia	**0.35**	mg/L	0.10	0.046	1		10/14/15 14:12	7664-41-7	M1
353.2 Nitrogen, NO2/NO3 unpres	Analytical Method: EPA 353.2								
Nitrogen, Nitrate	**4.0**	mg/L	0.10	0.014	1		10/10/15 09:15		
Nitrogen, Nitrite	ND	mg/L	0.10	0.023	1		10/10/15 09:15		
Nitrogen, NO2 plus NO3	**4.0**	mg/L	0.10	0.014	1		10/10/15 09:15		
365.4 Total Phosphorus	Analytical Method: EPA 365.4								
Phosphorus as PO4	**0.48**	mg/L	0.31		1		10/16/15 06:58		
Total Carbon Dioxide Calc	Analytical Method: SM 4500-CO2 D								
Carbon Dioxide Calculation	**270**	mg/L	20.0	20.0	1		10/19/15 00:00		
5310C TOC	Analytical Method: SM 5310C								
Total Organic Carbon	**0.56J**	mg/L	1.0	0.46	1		10/14/15 22:24	7440-44-0	B

REPORT OF LABORATORY ANALYSIS

This report shall not be reproduced, except in full,
without the written consent of Pace Analytical Services, Inc..

Pace Analytical Services, Inc.
9608 Loiret Blvd.
Lenexa, KS 66219
(913)599-5665

ANALYTICAL RESULTS

Project: Fort Smith, AR
Pace Project No.: 60204767

Sample: MW-81-201510 **Lab ID: 60204767014** Collected: 10/08/15 11:45 Received: 10/09/15 17:37 Matrix: Water

Parameters	Results	Units	Report Limit	MDL	DF	Prepared	Analyzed	CAS No.	Qual
Alcohol by Direct Inject GCFID	Analytical Method: EPA 8015 - Alcohol								
2-Chloroethanol	ND	ug/L	10000	1980	1		10/14/15 00:43	107-07-3	
6010 MET ICP	Analytical Method: EPA 6010 Preparation Method: EPA 3010								
Iron	**117**	ug/L	50.0	9.0	1	10/12/15 15:45	10/13/15 16:52	7439-89-6	
Manganese	**257**	ug/L	5.0	2.4	1	10/12/15 15:45	10/13/15 16:52	7439-96-5	
8260 MSV	Analytical Method: EPA 5030B/8260								
Acetone	**11.3**	ug/L	10.0	1.9	1		10/15/15 15:59	67-64-1	
Benzene	**0.52J**	ug/L	1.0	0.060	1		10/15/15 15:59	71-43-2	
Bromodichloromethane	ND	ug/L	1.0	0.19	1		10/15/15 15:59	75-27-4	
Bromoform	ND	ug/L	1.0	0.070	1		10/15/15 15:59	75-25-2	
Bromomethane	**4.4J**	ug/L	5.0	0.16	1		10/15/15 15:59	74-83-9	
2-Butanone (MEK)	**1.6J**	ug/L	10.0	0.59	1		10/15/15 15:59	78-93-3	
Carbon disulfide	ND	ug/L	5.0	0.12	1		10/15/15 15:59	75-15-0	
Carbon tetrachloride	ND	ug/L	1.0	0.18	1		10/15/15 15:59	56-23-5	
Chlorobenzene	ND	ug/L	1.0	0.21	1		10/15/15 15:59	108-90-7	
Chloroethane	ND	ug/L	1.0	0.15	1		10/15/15 15:59	75-00-3	
Chloroform	**0.15J**	ug/L	1.0	0.14	1		10/15/15 15:59	67-66-3	
Chloromethane	**3.1**	ug/L	1.0	0.080	1		10/15/15 15:59	74-87-3	
Dibromochloromethane	ND	ug/L	1.0	0.21	1		10/15/15 15:59	124-48-1	
1,1-Dichloroethane	ND	ug/L	1.0	0.050	1		10/15/15 15:59	75-34-3	
1,2-Dichloroethane	ND	ug/L	1.0	0.12	1		10/15/15 15:59	107-06-2	
1,1-Dichloroethene	ND	ug/L	1.0	0.20	1		10/15/15 15:59	75-35-4	
cis-1,2-Dichloroethene	**3.8**	ug/L	1.0	0.080	1		10/15/15 15:59	156-59-2	
trans-1,2-Dichloroethene	**0.69J**	ug/L	1.0	0.20	1		10/15/15 15:59	156-60-5	
1,2-Dichloropropane	ND	ug/L	1.0	0.16	1		10/15/15 15:59	78-87-5	
cis-1,3-Dichloropropene	ND	ug/L	1.0	0.14	1		10/15/15 15:59	10061-01-5	
trans-1,3-Dichloropropene	ND	ug/L	1.0	0.12	1		10/15/15 15:59	10061-02-6	
Ethylbenzene	ND	ug/L	1.0	0.18	1		10/15/15 15:59	100-41-4	
2-Hexanone	ND	ug/L	10.0	1.2	1		10/15/15 15:59	591-78-6	
Methylene chloride	ND	ug/L	1.0	0.15	1		10/15/15 15:59	75-09-2	
4-Methyl-2-pentanone (MIBK)	ND	ug/L	10.0	0.42	1		10/15/15 15:59	108-10-1	
Styrene	ND	ug/L	1.0	0.12	1		10/15/15 15:59	100-42-5	
1,1,2,2-Tetrachloroethane	ND	ug/L	1.0	0.15	1		10/15/15 15:59	79-34-5	
Tetrachloroethene	ND	ug/L	1.0	0.10	1		10/15/15 15:59	127-18-4	
Toluene	ND	ug/L	1.0	0.17	1		10/15/15 15:59	108-88-3	
1,1,1-Trichloroethane	ND	ug/L	1.0	0.11	1		10/15/15 15:59	71-55-6	
1,1,2-Trichloroethane	ND	ug/L	1.0	0.20	1		10/15/15 15:59	79-00-5	
Trichloroethene	**160**	ug/L	1.0	0.17	1		10/15/15 15:59	79-01-6	
Vinyl chloride	ND	ug/L	1.0	0.13	1		10/15/15 15:59	75-01-4	
Xylene (Total)	ND	ug/L	3.0	0.42	1		10/15/15 15:59	1330-20-7	
Surrogates									
4-Bromofluorobenzene (S)	101	%	80-120		1		10/15/15 15:59	460-00-4	
1,2-Dichloroethane-d4 (S)	101	%	80-120		1		10/15/15 15:59	17060-07-0	
Toluene-d8 (S)	104	%	80-120		1		10/15/15 15:59	2037-26-5	
Preservation pH	**3.0**		0.10	0.10	1		10/15/15 15:59		

REPORT OF LABORATORY ANALYSIS

This report shall not be reproduced, except in full,
without the written consent of Pace Analytical Services, Inc..

Pace Analytical Services, Inc.
9608 Loiret Blvd.
Lenexa, KS 66219
(913)599-5665

ANALYTICAL RESULTS

Project: Fort Smith, AR
Pace Project No.: 60204767

Sample: MW-81-201510 **Lab ID: 60204767014** Collected: 10/08/15 11:45 Received: 10/09/15 17:37 Matrix: Water

Parameters	Results	Units	Report Limit	MDL	DF	Prepared	Analyzed	CAS No.	Qual
2320B Alkalinity	Analytical Method: SM 2320B								
Alkalinity,Bicarbonate (CaCO3)	**178**	mg/L	20.0	2.0	1		10/14/15 11:48		
Alkalinity, Carbonate (CaCO3)	ND	mg/L	20.0	2.0	1		10/14/15 11:48		
Alkalinity, Total as CaCO3	**178**	mg/L	20.0	2.0	1		10/14/15 11:48		
Iron, Ferric (Calculation)	Analytical Method: SM 3500-Fe B#4								
Iron, Ferric	ND	mg/L	0.20		1		10/15/15 00:00	7439-89-6	
4500H+ pH, Electrometric	Analytical Method: SM 4500-H+B								
pH at 25 Degrees C	**7.1**	Std. Units	0.10	0.10	1		10/08/15 20:00		H6
4500S2D Sulfide, Total	Analytical Method: SM 4500-S-2 D								
Sulfide, Total	ND	mg/L	0.050	0.012	1		10/13/15 08:19	18496-25-8	
300.0 IC Anions 28 Days	Analytical Method: EPA 300.0								
Chloride	**305**	mg/L	50.0	25.0	50		10/15/15 17:08	16887-00-6	
Sulfate	**527**	mg/L	50.0	11.8	50		10/15/15 17:08	14808-79-8	
350.1 Ammonia	Analytical Method: EPA 350.1								
Nitrogen, Ammonia	**0.31**	mg/L	0.10	0.046	1		10/14/15 14:15	7664-41-7	
353.2 Nitrogen, NO2/NO3 unpres	Analytical Method: EPA 353.2								
Nitrogen, Nitrate	**0.98**	mg/L	0.10	0.014	1		10/10/15 09:12		
Nitrogen, Nitrite	ND	mg/L	0.10	0.023	1		10/10/15 09:12		
Nitrogen, NO2 plus NO3	**0.98**	mg/L	0.10	0.014	1		10/10/15 09:12		
365.4 Total Phosphorus	Analytical Method: EPA 365.4								
Phosphorus as PO4	**3.5**	mg/L	0.31		1		10/16/15 06:59		
Total Carbon Dioxide Calc	Analytical Method: SM 4500-CO2 D								
Carbon Dioxide Calculation	**184**	mg/L	20.0	20.0	1		10/19/15 00:00		
5310C TOC	Analytical Method: SM 5310C								
Total Organic Carbon	**0.76J**	mg/L	1.0	0.46	1		10/14/15 22:37	7440-44-0	B

REPORT OF LABORATORY ANALYSIS

This report shall not be reproduced, except in full,
without the written consent of Pace Analytical Services, Inc..

Pace Analytical Services, Inc.
9608 Loiret Blvd.
Lenexa, KS 66219
(913)599-5665

ANALYTICAL RESULTS

Project: Fort Smith, AR
Pace Project No.: 60204767

Sample: MW-172-201510 **Lab ID: 60204767015** Collected: 10/08/15 15:50 Received: 10/09/15 17:37 Matrix: Water

Parameters	Results	Units	Report Limit	MDL	DF	Prepared	Analyzed	CAS No.	Qual
Alcohol by Direct Inject GCFID	Analytical Method: EPA 8015 - Alcohol								
2-Chloroethanol	ND	ug/L	10000	1980	1		10/14/15 00:54	107-07-3	
6010 MET ICP	Analytical Method: EPA 6010 Preparation Method: EPA 3010								
Iron	**215**	ug/L	50.0	9.0	1	10/12/15 15:45	10/13/15 16:54	7439-89-6	
Manganese	**13.0**	ug/L	5.0	2.4	1	10/12/15 15:45	10/13/15 16:54	7439-96-5	
8260 MSV	Analytical Method: EPA 5030B/8260								
Acetone	**2.2J**	ug/L	10.0	1.9	1		10/15/15 16:29	67-64-1	
Benzene	**0.11J**	ug/L	1.0	0.060	1		10/15/15 16:29	71-43-2	
Bromodichloromethane	ND	ug/L	1.0	0.19	1		10/15/15 16:29	75-27-4	
Bromoform	**0.17J**	ug/L	1.0	0.070	1		10/15/15 16:29	75-25-2	
Bromomethane	**3.6J**	ug/L	5.0	0.16	1		10/15/15 16:29	74-83-9	
2-Butanone (MEK)	ND	ug/L	10.0	0.59	1		10/15/15 16:29	78-93-3	
Carbon disulfide	ND	ug/L	5.0	0.12	1		10/15/15 16:29	75-15-0	
Carbon tetrachloride	ND	ug/L	1.0	0.18	1		10/15/15 16:29	56-23-5	
Chlorobenzene	ND	ug/L	1.0	0.21	1		10/15/15 16:29	108-90-7	
Chloroethane	ND	ug/L	1.0	0.15	1		10/15/15 16:29	75-00-3	
Chloroform	**1.6**	ug/L	1.0	0.14	1		10/15/15 16:29	67-66-3	
Chloromethane	**9.5**	ug/L	1.0	0.080	1		10/15/15 16:29	74-87-3	
Dibromochloromethane	ND	ug/L	1.0	0.21	1		10/15/15 16:29	124-48-1	
1,1-Dichloroethane	ND	ug/L	1.0	0.050	1		10/15/15 16:29	75-34-3	
1,2-Dichloroethane	ND	ug/L	1.0	0.12	1		10/15/15 16:29	107-06-2	
1,1-Dichloroethene	**0.42J**	ug/L	1.0	0.20	1		10/15/15 16:29	75-35-4	
cis-1,2-Dichloroethene	**12.4**	ug/L	1.0	0.080	1		10/15/15 16:29	156-59-2	
trans-1,2-Dichloroethene	**1.7**	ug/L	1.0	0.20	1		10/15/15 16:29	156-60-5	
1,2-Dichloropropane	ND	ug/L	1.0	0.16	1		10/15/15 16:29	78-87-5	
cis-1,3-Dichloropropene	ND	ug/L	1.0	0.14	1		10/15/15 16:29	10061-01-5	
trans-1,3-Dichloropropene	ND	ug/L	1.0	0.12	1		10/15/15 16:29	10061-02-6	
Ethylbenzene	ND	ug/L	1.0	0.18	1		10/15/15 16:29	100-41-4	
2-Hexanone	ND	ug/L	10.0	1.2	1		10/15/15 16:29	591-78-6	
Methylene chloride	ND	ug/L	1.0	0.15	1		10/15/15 16:29	75-09-2	
4-Methyl-2-pentanone (MIBK)	ND	ug/L	10.0	0.42	1		10/15/15 16:29	108-10-1	
Styrene	ND	ug/L	1.0	0.12	1		10/15/15 16:29	100-42-5	
1,1,2,2-Tetrachloroethane	**1.9**	ug/L	1.0	0.15	1		10/15/15 16:29	79-34-5	
Tetrachloroethene	**1.4**	ug/L	1.0	0.10	1		10/15/15 16:29	127-18-4	
Toluene	ND	ug/L	1.0	0.17	1		10/15/15 16:29	108-88-3	
1,1,1-Trichloroethane	ND	ug/L	1.0	0.11	1		10/15/15 16:29	71-55-6	
1,1,2-Trichloroethane	**0.41J**	ug/L	1.0	0.20	1		10/15/15 16:29	79-00-5	
Trichloroethene	**2110**	ug/L	25.0	4.2	25		10/15/15 16:44	79-01-6	
Vinyl chloride	**0.51J**	ug/L	1.0	0.13	1		10/15/15 16:29	75-01-4	
Xylene (Total)	ND	ug/L	3.0	0.42	1		10/15/15 16:29	1330-20-7	
Surrogates									
4-Bromofluorobenzene (S)	101	%	80-120		1		10/15/15 16:29	460-00-4	
1,2-Dichloroethane-d4 (S)	100	%	80-120		1		10/15/15 16:29	17060-07-0	
Toluene-d8 (S)	103	%	80-120		1		10/15/15 16:29	2037-26-5	
Preservation pH	**3.0**		0.10	0.10	1		10/15/15 16:29		

REPORT OF LABORATORY ANALYSIS

This report shall not be reproduced, except in full,
without the written consent of Pace Analytical Services, Inc..

Pace Analytical Services, Inc.
9608 Loiret Blvd.
Lenexa, KS 66219
(913)599-5665

ANALYTICAL RESULTS

Project: Fort Smith, AR
Pace Project No.: 60204767

Sample: MW-172-201510 **Lab ID: 60204767015** Collected: 10/08/15 15:50 Received: 10/09/15 17:37 Matrix: Water

Parameters	Results	Units	Report Limit	MDL	DF	Prepared	Analyzed	CAS No.	Qual
2320B Alkalinity	Analytical Method: SM 2320B								
Alkalinity,Bicarbonate (CaCO3)	**50.2**	mg/L	20.0	2.0	1		10/14/15 11:51		
Alkalinity, Carbonate (CaCO3)	ND	mg/L	20.0	2.0	1		10/14/15 11:51		
Alkalinity, Total as CaCO3	**50.2**	mg/L	20.0	2.0	1		10/14/15 11:51		
Iron, Ferric (Calculation)	Analytical Method: SM 3500-Fe B#4								
Iron, Ferric	**0.22**	mg/L	0.20		1		10/15/15 00:00	7439-89-6	
4500H+ pH, Electrometric	Analytical Method: SM 4500-H+B								
pH at 25 Degrees C	**5.4**	Std. Units	0.10	0.10	1		10/07/15 00:00		H6
4500S2D Sulfide, Total	Analytical Method: SM 4500-S-2 D								
Sulfide, Total	ND	mg/L	0.050	0.012	1		10/13/15 15:50	18496-25-8	
300.0 IC Anions 28 Days	Analytical Method: EPA 300.0								
Chloride	**293**	mg/L	25.0	12.5	25		10/15/15 17:23	16887-00-6	
Sulfate	**364**	mg/L	25.0	5.9	25		10/15/15 17:23	14808-79-8	
350.1 Ammonia	Analytical Method: EPA 350.1								
Nitrogen, Ammonia	ND	mg/L	0.10	0.046	1		10/14/15 14:18	7664-41-7	M1
353.2 Nitrogen, NO2/NO3 unpres	Analytical Method: EPA 353.2								
Nitrogen, Nitrate	**1.2**	mg/L	0.10	0.014	1		10/10/15 09:22		
Nitrogen, Nitrite	ND	mg/L	0.10	0.023	1		10/10/15 09:22		
Nitrogen, NO2 plus NO3	**1.2**	mg/L	0.10	0.014	1		10/10/15 09:22		
365.4 Total Phosphorus	Analytical Method: EPA 365.4								
Phosphorus	ND	mg/L	0.10	0.032	1		10/16/15 07:00	7723-14-0	
Phosphorus as PO4	ND	mg/L	0.31		1		10/16/15 07:00		
Total Carbon Dioxide Calc	Analytical Method: SM 4500-CO2 D								
Carbon Dioxide Calculation	**426**	mg/L	20.0	20.0	1		10/19/15 00:00		
5310C TOC	Analytical Method: SM 5310C								
Total Organic Carbon	**0.58J**	mg/L	1.0	0.46	1		10/14/15 22:50	7440-44-0	B

REPORT OF LABORATORY ANALYSIS

This report shall not be reproduced, except in full,
without the written consent of Pace Analytical Services, Inc..

Pace Analytical Services, Inc.
9608 Loiret Blvd.
Lenexa, KS 66219
(913)599-5665

ANALYTICAL RESULTS

Project: Fort Smith, AR
Pace Project No.: 60204767

Sample: EB-04-201510 **Lab ID: 60204767016** Collected: 10/08/15 16:51 Received: 10/09/15 17:37 Matrix: Water

Parameters	Results	Units	Report Limit	MDL	DF	Prepared	Analyzed	CAS No.	Qual
8260 MSV	Analytical Method: EPA 5030B/8260								
Acetone	ND	ug/L	10.0	1.9	1		10/12/15 22:26	67-64-1	L3
Benzene	ND	ug/L	1.0	0.060	1		10/12/15 22:26	71-43-2	
Bromodichloromethane	ND	ug/L	1.0	0.19	1		10/12/15 22:26	75-27-4	
Bromoform	ND	ug/L	1.0	0.070	1		10/12/15 22:26	75-25-2	
Bromomethane	ND	ug/L	5.0	0.16	1		10/12/15 22:26	74-83-9	
2-Butanone (MEK)	ND	ug/L	10.0	0.59	1		10/12/15 22:26	78-93-3	
Carbon disulfide	ND	ug/L	5.0	0.12	1		10/12/15 22:26	75-15-0	
Carbon tetrachloride	ND	ug/L	1.0	0.18	1		10/12/15 22:26	56-23-5	
Chlorobenzene	ND	ug/L	1.0	0.21	1		10/12/15 22:26	108-90-7	
Chloroethane	ND	ug/L	1.0	0.15	1		10/12/15 22:26	75-00-3	
Chloroform	ND	ug/L	1.0	0.14	1		10/12/15 22:26	67-66-3	
Chloromethane	**0.15J**	ug/L	1.0	0.080	1		10/12/15 22:26	74-87-3	B
Dibromochloromethane	ND	ug/L	1.0	0.21	1		10/12/15 22:26	124-48-1	
1,1-Dichloroethane	ND	ug/L	1.0	0.050	1		10/12/15 22:26	75-34-3	
1,2-Dichloroethane	ND	ug/L	1.0	0.12	1		10/12/15 22:26	107-06-2	
1,1-Dichloroethene	ND	ug/L	1.0	0.20	1		10/12/15 22:26	75-35-4	
cis-1,2-Dichloroethene	ND	ug/L	1.0	0.080	1		10/12/15 22:26	156-59-2	
trans-1,2-Dichloroethene	ND	ug/L	1.0	0.20	1		10/12/15 22:26	156-60-5	
1,2-Dichloropropane	ND	ug/L	1.0	0.16	1		10/12/15 22:26	78-87-5	
cis-1,3-Dichloropropene	ND	ug/L	1.0	0.14	1		10/12/15 22:26	10061-01-5	
trans-1,3-Dichloropropene	ND	ug/L	1.0	0.12	1		10/12/15 22:26	10061-02-6	
Ethylbenzene	ND	ug/L	1.0	0.18	1		10/12/15 22:26	100-41-4	
2-Hexanone	ND	ug/L	10.0	1.2	1		10/12/15 22:26	591-78-6	
Methylene chloride	ND	ug/L	1.0	0.15	1		10/12/15 22:26	75-09-2	
4-Methyl-2-pentanone (MIBK)	ND	ug/L	10.0	0.42	1		10/12/15 22:26	108-10-1	
Styrene	ND	ug/L	1.0	0.12	1		10/12/15 22:26	100-42-5	
1,1,2,2-Tetrachloroethane	ND	ug/L	1.0	0.15	1		10/12/15 22:26	79-34-5	
Tetrachloroethene	ND	ug/L	1.0	0.10	1		10/12/15 22:26	127-18-4	
Toluene	ND	ug/L	1.0	0.17	1		10/12/15 22:26	108-88-3	
1,1,1-Trichloroethane	ND	ug/L	1.0	0.11	1		10/12/15 22:26	71-55-6	
1,1,2-Trichloroethane	ND	ug/L	1.0	0.20	1		10/12/15 22:26	79-00-5	
Trichloroethene	**0.26J**	ug/L	1.0	0.17	1		10/12/15 22:26	79-01-6	B
Vinyl chloride	ND	ug/L	1.0	0.13	1		10/12/15 22:26	75-01-4	
Xylene (Total)	ND	ug/L	3.0	0.42	1		10/12/15 22:26	1330-20-7	
Surrogates									
4-Bromofluorobenzene (S)	96	%	80-120		1		10/12/15 22:26	460-00-4	
1,2-Dichloroethane-d4 (S)	93	%	80-120		1		10/12/15 22:26	17060-07-0	
Toluene-d8 (S)	102	%	80-120		1		10/12/15 22:26	2037-26-5	
Preservation pH	**1.0**		0.10	0.10	1		10/12/15 22:26		

REPORT OF LABORATORY ANALYSIS

This report shall not be reproduced, except in full,
without the written consent of Pace Analytical Services, Inc..

Pace Analytical Services, Inc.
9608 Loiret Blvd.
Lenexa, KS 66219
(913)599-5665

ANALYTICAL RESULTS

Project: Fort Smith, AR
Pace Project No.: 60204767

Sample: MW-33R-201510 **Lab ID: 60204767017** Collected: 10/08/15 14:20 Received: 10/09/15 17:37 Matrix: Water

Parameters	Results	Units	Report Limit	MDL	DF	Prepared	Analyzed	CAS No.	Qual
Alcohol by Direct Inject GCFID	Analytical Method: EPA 8015 - Alcohol								
2-Chloroethanol	ND	ug/L	10000	1980	1		10/14/15 01:05	107-07-3	
6010 MET ICP	Analytical Method: EPA 6010 Preparation Method: EPA 3010								
Iron	**2050**	ug/L	50.0	9.0	1	10/12/15 15:45	10/13/15 16:57	7439-89-6	
Manganese	**4620**	ug/L	5.0	2.4	1	10/12/15 15:45	10/13/15 16:57	7439-96-5	
8260 MSV	Analytical Method: EPA 5030B/8260								
Acetone	ND	ug/L	10.0	1.9	1		10/15/15 12:05	67-64-1	
Benzene	**0.33J**	ug/L	1.0	0.060	1		10/15/15 12:05	71-43-2	
Bromodichloromethane	ND	ug/L	1.0	0.19	1		10/15/15 12:05	75-27-4	
Bromoform	**0.21J**	ug/L	1.0	0.070	1		10/15/15 12:05	75-25-2	
Bromomethane	ND	ug/L	5.0	0.16	1		10/15/15 12:05	74-83-9	
2-Butanone (MEK)	ND	ug/L	10.0	0.59	1		10/15/15 12:05	78-93-3	
Carbon disulfide	**0.52J**	ug/L	5.0	0.12	1		10/15/15 12:05	75-15-0	
Carbon tetrachloride	ND	ug/L	1.0	0.18	1		10/15/15 12:05	56-23-5	
Chlorobenzene	ND	ug/L	1.0	0.21	1		10/15/15 12:05	108-90-7	
Chloroethane	ND	ug/L	1.0	0.15	1		10/15/15 12:05	75-00-3	
Chloroform	ND	ug/L	1.0	0.14	1		10/15/15 12:05	67-66-3	
Chloromethane	ND	ug/L	1.0	0.080	1		10/15/15 12:05	74-87-3	
Dibromochloromethane	ND	ug/L	1.0	0.21	1		10/15/15 12:05	124-48-1	
1,1-Dichloroethane	ND	ug/L	1.0	0.050	1		10/15/15 12:05	75-34-3	
1,2-Dichloroethane	ND	ug/L	1.0	0.12	1		10/15/15 12:05	107-06-2	
1,1-Dichloroethene	ND	ug/L	1.0	0.20	1		10/15/15 12:05	75-35-4	
cis-1,2-Dichloroethene	**6.1**	ug/L	1.0	0.080	1		10/15/15 12:05	156-59-2	
trans-1,2-Dichloroethene	ND	ug/L	1.0	0.20	1		10/15/15 12:05	156-60-5	
1,2-Dichloropropane	ND	ug/L	1.0	0.16	1		10/15/15 12:05	78-87-5	
cis-1,3-Dichloropropene	ND	ug/L	1.0	0.14	1		10/15/15 12:05	10061-01-5	
trans-1,3-Dichloropropene	ND	ug/L	1.0	0.12	1		10/15/15 12:05	10061-02-6	
Ethylbenzene	ND	ug/L	1.0	0.18	1		10/15/15 12:05	100-41-4	
2-Hexanone	ND	ug/L	10.0	1.2	1		10/15/15 12:05	591-78-6	
Methylene chloride	**0.37J**	ug/L	1.0	0.15	1		10/15/15 12:05	75-09-2	B
4-Methyl-2-pentanone (MIBK)	ND	ug/L	10.0	0.42	1		10/15/15 12:05	108-10-1	
Styrene	ND	ug/L	1.0	0.12	1		10/15/15 12:05	100-42-5	
1,1,2,2-Tetrachloroethane	ND	ug/L	1.0	0.15	1		10/15/15 12:05	79-34-5	
Tetrachloroethene	ND	ug/L	1.0	0.10	1		10/15/15 12:05	127-18-4	
Toluene	ND	ug/L	1.0	0.17	1		10/15/15 12:05	108-88-3	
1,1,1-Trichloroethane	ND	ug/L	1.0	0.11	1		10/15/15 12:05	71-55-6	
1,1,2-Trichloroethane	ND	ug/L	1.0	0.20	1		10/15/15 12:05	79-00-5	
Trichloroethene	**562**	ug/L	10.0	1.7	10		10/15/15 12:19	79-01-6	
Vinyl chloride	**0.31J**	ug/L	1.0	0.13	1		10/15/15 12:05	75-01-4	
Xylene (Total)	ND	ug/L	3.0	0.42	1		10/15/15 12:05	1330-20-7	
Surrogates									
4-Bromofluorobenzene (S)	98	%	80-120		1		10/15/15 12:05	460-00-4	
1,2-Dichloroethane-d4 (S)	103	%	80-120		1		10/15/15 12:05	17060-07-0	
Toluene-d8 (S)	99	%	80-120		1		10/15/15 12:05	2037-26-5	
Preservation pH	**1.0**		0.10	0.10	1		10/15/15 12:05		

REPORT OF LABORATORY ANALYSIS

This report shall not be reproduced, except in full,
without the written consent of Pace Analytical Services, Inc..

Pace Analytical Services, Inc.
9608 Loiret Blvd.
Lenexa, KS 66219
(913)599-5665

ANALYTICAL RESULTS

Project: Fort Smith, AR
Pace Project No.: 60204767

Sample: MW-33R-201510 **Lab ID: 60204767017** Collected: 10/08/15 14:20 Received: 10/09/15 17:37 Matrix: Water

Parameters	Results	Units	Report Limit	MDL	DF	Prepared	Analyzed	CAS No.	Qual
2320B Alkalinity	Analytical Method: SM 2320B								
Alkalinity,Bicarbonate (CaCO3)	**32.1**	mg/L	20.0	2.0	1		10/14/15 15:31		
Alkalinity, Carbonate (CaCO3)	ND	mg/L	20.0	2.0	1		10/14/15 15:31		
Alkalinity, Total as CaCO3	**32.1**	mg/L	20.0	2.0	1		10/14/15 15:31		
Iron, Ferric (Calculation)	Analytical Method: SM 3500-Fe B#4								
Iron, Ferric	**2.0**	mg/L	0.20		1		10/15/15 00:00	7439-89-6	
4500H+ pH, Electrometric	Analytical Method: SM 4500-H+B								
pH at 25 Degrees C	**5.6**	Std. Units	0.10	0.10	1		10/07/15 00:00		H6
4500S2D Sulfide, Total	Analytical Method: SM 4500-S-2 D								
Sulfide, Total	ND	mg/L	0.050	0.012	1		10/13/15 08:19	18496-25-8	
300.0 IC Anions 28 Days	Analytical Method: EPA 300.0								
Chloride	**188**	mg/L	20.0	10.0	20		10/15/15 17:54	16887-00-6	
Sulfate	**79.2**	mg/L	5.0	1.2	5		10/15/15 17:39	14808-79-8	
350.1 Ammonia	Analytical Method: EPA 350.1								
Nitrogen, Ammonia	ND	mg/L	0.10	0.046	1		10/14/15 14:23	7664-41-7	
353.2 Nitrogen, NO2/NO3 unpres	Analytical Method: EPA 353.2								
Nitrogen, Nitrate	**2.2**	mg/L	0.10	0.014	1		10/10/15 09:16		
Nitrogen, Nitrite	ND	mg/L	0.10	0.023	1		10/10/15 09:16		
Nitrogen, NO2 plus NO3	**2.2**	mg/L	0.10	0.014	1		10/10/15 09:16		
365.4 Total Phosphorus	Analytical Method: EPA 365.4								
Phosphorus	ND	mg/L	0.10	0.032	1		10/16/15 07:05	7723-14-0	
Phosphorus as PO4	ND	mg/L	0.31		1		10/16/15 07:05		
Total Carbon Dioxide Calc	Analytical Method: SM 4500-CO2 D								
Carbon Dioxide Calculation	**209**	mg/L	20.0	20.0	1		10/19/15 00:00		
5310C TOC	Analytical Method: SM 5310C								
Total Organic Carbon	ND	mg/L	1.0	0.46	1		10/15/15 11:13	7440-44-0	M1

REPORT OF LABORATORY ANALYSIS

This report shall not be reproduced, except in full,
without the written consent of Pace Analytical Services, Inc..

Pace Analytical Services, Inc.
9608 Loiret Blvd.
Lenexa, KS 66219
(913)599-5665

ANALYTICAL RESULTS

Project: Fort Smith, AR
Pace Project No.: 60204767

Sample: DUP-05-201510 **Lab ID: 60204767018** Collected: 10/08/15 14:20 Received: 10/09/15 17:37 Matrix: Water

Parameters	Results	Units	Report Limit	MDL	DF	Prepared	Analyzed	CAS No.	Qual
8260 MSV	Analytical Method: EPA 5030B/8260								
Acetone	ND	ug/L	10.0	1.9	1		10/15/15 11:50	67-64-1	
Benzene	**0.39J**	ug/L	1.0	0.060	1		10/15/15 11:50	71-43-2	
Bromodichloromethane	ND	ug/L	1.0	0.19	1		10/15/15 11:50	75-27-4	
Bromoform	ND	ug/L	1.0	0.070	1		10/15/15 11:50	75-25-2	
Bromomethane	ND	ug/L	5.0	0.16	1		10/15/15 11:50	74-83-9	
2-Butanone (MEK)	ND	ug/L	10.0	0.59	1		10/15/15 11:50	78-93-3	
Carbon disulfide	**0.50J**	ug/L	5.0	0.12	1		10/15/15 11:50	75-15-0	
Carbon tetrachloride	ND	ug/L	1.0	0.18	1		10/15/15 11:50	56-23-5	
Chlorobenzene	ND	ug/L	1.0	0.21	1		10/15/15 11:50	108-90-7	
Chloroethane	ND	ug/L	1.0	0.15	1		10/15/15 11:50	75-00-3	
Chloroform	ND	ug/L	1.0	0.14	1		10/15/15 11:50	67-66-3	
Chloromethane	ND	ug/L	1.0	0.080	1		10/15/15 11:50	74-87-3	
Dibromochloromethane	ND	ug/L	1.0	0.21	1		10/15/15 11:50	124-48-1	
1,1-Dichloroethane	ND	ug/L	1.0	0.050	1		10/15/15 11:50	75-34-3	
1,2-Dichloroethane	ND	ug/L	1.0	0.12	1		10/15/15 11:50	107-06-2	
1,1-Dichloroethene	**0.22J**	ug/L	1.0	0.20	1		10/15/15 11:50	75-35-4	
cis-1,2-Dichloroethene	**6.3**	ug/L	1.0	0.080	1		10/15/15 11:50	156-59-2	
trans-1,2-Dichloroethene	ND	ug/L	1.0	0.20	1		10/15/15 11:50	156-60-5	
1,2-Dichloropropane	ND	ug/L	1.0	0.16	1		10/15/15 11:50	78-87-5	
cis-1,3-Dichloropropene	ND	ug/L	1.0	0.14	1		10/15/15 11:50	10061-01-5	
trans-1,3-Dichloropropene	ND	ug/L	1.0	0.12	1		10/15/15 11:50	10061-02-6	
Ethylbenzene	ND	ug/L	1.0	0.18	1		10/15/15 11:50	100-41-4	
2-Hexanone	ND	ug/L	10.0	1.2	1		10/15/15 11:50	591-78-6	
Methylene chloride	**0.44J**	ug/L	1.0	0.15	1		10/15/15 11:50	75-09-2	B
4-Methyl-2-pentanone (MIBK)	ND	ug/L	10.0	0.42	1		10/15/15 11:50	108-10-1	
Styrene	ND	ug/L	1.0	0.12	1		10/15/15 11:50	100-42-5	
1,1,2,2-Tetrachloroethane	ND	ug/L	1.0	0.15	1		10/15/15 11:50	79-34-5	
Tetrachloroethene	ND	ug/L	1.0	0.10	1		10/15/15 11:50	127-18-4	
Toluene	ND	ug/L	1.0	0.17	1		10/15/15 11:50	108-88-3	
1,1,1-Trichloroethane	ND	ug/L	1.0	0.11	1		10/15/15 11:50	71-55-6	
1,1,2-Trichloroethane	ND	ug/L	1.0	0.20	1		10/15/15 11:50	79-00-5	
Trichloroethene	**460**	ug/L	20.0	3.4	20		10/21/15 13:36	79-01-6	
Vinyl chloride	**0.28J**	ug/L	1.0	0.13	1		10/15/15 11:50	75-01-4	
Xylene (Total)	ND	ug/L	3.0	0.42	1		10/15/15 11:50	1330-20-7	
Surrogates									
4-Bromofluorobenzene (S)	99	%	80-120		1		10/15/15 11:50	460-00-4	
1,2-Dichloroethane-d4 (S)	100	%	80-120		1		10/15/15 11:50	17060-07-0	
Toluene-d8 (S)	99	%	80-120		1		10/15/15 11:50	2037-26-5	
Preservation pH	**1.0**		0.10	0.10	1		10/15/15 11:50		

REPORT OF LABORATORY ANALYSIS

This report shall not be reproduced, except in full,
without the written consent of Pace Analytical Services, Inc..

Pace Analytical Services, Inc.
9608 Loiret Blvd.
Lenexa, KS 66219
(913)599-5665

ANALYTICAL RESULTS

Project: Fort Smith, AR
Pace Project No.: 60204767

Sample: TB-22-201510 **Lab ID: 60204767019** Collected: 10/08/15 08:00 Received: 10/09/15 17:37 Matrix: Water

Parameters	Results	Units	Report Limit	MDL	DF	Prepared	Analyzed	CAS No.	Qual
8260 MSV	Analytical Method: EPA 5030B/8260								
Acetone	ND	ug/L	10.0	1.9	1		10/15/15 10:38	67-64-1	
Benzene	ND	ug/L	1.0	0.060	1		10/15/15 10:38	71-43-2	
Bromodichloromethane	ND	ug/L	1.0	0.19	1		10/15/15 10:38	75-27-4	
Bromoform	ND	ug/L	1.0	0.070	1		10/15/15 10:38	75-25-2	
Bromomethane	ND	ug/L	5.0	0.16	1		10/15/15 10:38	74-83-9	
2-Butanone (MEK)	ND	ug/L	10.0	0.59	1		10/15/15 10:38	78-93-3	
Carbon disulfide	ND	ug/L	5.0	0.12	1		10/15/15 10:38	75-15-0	
Carbon tetrachloride	ND	ug/L	1.0	0.18	1		10/15/15 10:38	56-23-5	
Chlorobenzene	ND	ug/L	1.0	0.21	1		10/15/15 10:38	108-90-7	
Chloroethane	ND	ug/L	1.0	0.15	1		10/15/15 10:38	75-00-3	
Chloroform	ND	ug/L	1.0	0.14	1		10/15/15 10:38	67-66-3	
Chloromethane	ND	ug/L	1.0	0.080	1		10/15/15 10:38	74-87-3	
Dibromochloromethane	ND	ug/L	1.0	0.21	1		10/15/15 10:38	124-48-1	
1,1-Dichloroethane	ND	ug/L	1.0	0.050	1		10/15/15 10:38	75-34-3	
1,2-Dichloroethane	ND	ug/L	1.0	0.12	1		10/15/15 10:38	107-06-2	
1,1-Dichloroethene	ND	ug/L	1.0	0.20	1		10/15/15 10:38	75-35-4	
cis-1,2-Dichloroethene	ND	ug/L	1.0	0.080	1		10/15/15 10:38	156-59-2	
trans-1,2-Dichloroethene	ND	ug/L	1.0	0.20	1		10/15/15 10:38	156-60-5	
1,2-Dichloropropane	ND	ug/L	1.0	0.16	1		10/15/15 10:38	78-87-5	
cis-1,3-Dichloropropene	ND	ug/L	1.0	0.14	1		10/15/15 10:38	10061-01-5	
trans-1,3-Dichloropropene	ND	ug/L	1.0	0.12	1		10/15/15 10:38	10061-02-6	
Ethylbenzene	ND	ug/L	1.0	0.18	1		10/15/15 10:38	100-41-4	
2-Hexanone	ND	ug/L	10.0	1.2	1		10/15/15 10:38	591-78-6	
Methylene chloride	**0.25J**	ug/L	1.0	0.15	1		10/15/15 10:38	75-09-2	B
4-Methyl-2-pentanone (MIBK)	ND	ug/L	10.0	0.42	1		10/15/15 10:38	108-10-1	
Styrene	ND	ug/L	1.0	0.12	1		10/15/15 10:38	100-42-5	
1,1,2,2-Tetrachloroethane	ND	ug/L	1.0	0.15	1		10/15/15 10:38	79-34-5	
Tetrachloroethene	ND	ug/L	1.0	0.10	1		10/15/15 10:38	127-18-4	
Toluene	ND	ug/L	1.0	0.17	1		10/15/15 10:38	108-88-3	
1,1,1-Trichloroethane	ND	ug/L	1.0	0.11	1		10/15/15 10:38	71-55-6	
1,1,2-Trichloroethane	ND	ug/L	1.0	0.20	1		10/15/15 10:38	79-00-5	
Trichloroethene	ND	ug/L	1.0	0.17	1		10/15/15 10:38	79-01-6	
Vinyl chloride	ND	ug/L	1.0	0.13	1		10/15/15 10:38	75-01-4	
Xylene (Total)	ND	ug/L	3.0	0.42	1		10/15/15 10:38	1330-20-7	
Surrogates									
4-Bromofluorobenzene (S)	100	%	80-120		1		10/15/15 10:38	460-00-4	
1,2-Dichloroethane-d4 (S)	98	%	80-120		1		10/15/15 10:38	17060-07-0	
Toluene-d8 (S)	101	%	80-120		1		10/15/15 10:38	2037-26-5	
Preservation pH	**1.0**		0.10	0.10	1		10/15/15 10:38		

REPORT OF LABORATORY ANALYSIS

This report shall not be reproduced, except in full,
without the written consent of Pace Analytical Services, Inc..

Pace Analytical Services, Inc.
9608 Loiret Blvd.
Lenexa, KS 66219
(913)599-5665

ANALYTICAL RESULTS

Project: Fort Smith, AR
Pace Project No.: 60204767

Sample: ITMW-15-201510 **Lab ID: 60204767020** Collected: 10/08/15 11:30 Received: 10/09/15 17:37 Matrix: Water

Parameters	Results	Units	Report Limit	MDL	DF	Prepared	Analyzed	CAS No.	Qual
Alcohol by Direct Inject GCFID	Analytical Method: EPA 8015 - Alcohol								
2-Chloroethanol	ND	ug/L	10000	1980	1		10/14/15 01:16	107-07-3	
6010 MET ICP	Analytical Method: EPA 6010 Preparation Method: EPA 3010								
Iron	**18.7J**	ug/L	50.0	9.0	1	10/12/15 15:45	10/13/15 16:59	7439-89-6	
Manganese	**4.5J**	ug/L	5.0	2.4	1	10/12/15 15:45	10/13/15 16:59	7439-96-5	
8260 MSV	Analytical Method: EPA 5030B/8260								
Acetone	**15.9**	ug/L	10.0	1.9	1		10/12/15 18:35	67-64-1	L1
Benzene	ND	ug/L	1.0	0.060	1		10/12/15 18:35	71-43-2	
Bromodichloromethane	ND	ug/L	1.0	0.19	1		10/12/15 18:35	75-27-4	
Bromoform	**0.33J**	ug/L	1.0	0.070	1		10/12/15 18:35	75-25-2	
Bromomethane	**1.4J**	ug/L	5.0	0.16	1		10/12/15 18:35	74-83-9	B
2-Butanone (MEK)	ND	ug/L	10.0	0.59	1		10/12/15 18:35	78-93-3	
Carbon disulfide	ND	ug/L	5.0	0.12	1		10/12/15 18:35	75-15-0	
Carbon tetrachloride	ND	ug/L	1.0	0.18	1		10/12/15 18:35	56-23-5	
Chlorobenzene	ND	ug/L	1.0	0.21	1		10/12/15 18:35	108-90-7	
Chloroethane	ND	ug/L	1.0	0.15	1		10/12/15 18:35	75-00-3	
Chloroform	ND	ug/L	1.0	0.14	1		10/12/15 18:35	67-66-3	
Chloromethane	**0.84J**	ug/L	1.0	0.080	1		10/12/15 18:35	74-87-3	B
Dibromochloromethane	ND	ug/L	1.0	0.21	1		10/12/15 18:35	124-48-1	
1,1-Dichloroethane	ND	ug/L	1.0	0.050	1		10/12/15 18:35	75-34-3	
1,2-Dichloroethane	ND	ug/L	1.0	0.12	1		10/12/15 18:35	107-06-2	
1,1-Dichloroethene	ND	ug/L	1.0	0.20	1		10/12/15 18:35	75-35-4	
cis-1,2-Dichloroethene	**2.4**	ug/L	1.0	0.080	1		10/12/15 18:35	156-59-2	
trans-1,2-Dichloroethene	**0.28J**	ug/L	1.0	0.20	1		10/12/15 18:35	156-60-5	
1,2-Dichloropropane	ND	ug/L	1.0	0.16	1		10/12/15 18:35	78-87-5	
cis-1,3-Dichloropropene	ND	ug/L	1.0	0.14	1		10/12/15 18:35	10061-01-5	
trans-1,3-Dichloropropene	ND	ug/L	1.0	0.12	1		10/12/15 18:35	10061-02-6	
Ethylbenzene	ND	ug/L	1.0	0.18	1		10/12/15 18:35	100-41-4	
2-Hexanone	ND	ug/L	10.0	1.2	1		10/12/15 18:35	591-78-6	
Methylene chloride	ND	ug/L	1.0	0.15	1		10/12/15 18:35	75-09-2	
4-Methyl-2-pentanone (MIBK)	ND	ug/L	10.0	0.42	1		10/12/15 18:35	108-10-1	
Styrene	ND	ug/L	1.0	0.12	1		10/12/15 18:35	100-42-5	
1,1,2,2-Tetrachloroethane	ND	ug/L	1.0	0.15	1		10/12/15 18:35	79-34-5	
Tetrachloroethene	ND	ug/L	1.0	0.10	1		10/12/15 18:35	127-18-4	
Toluene	ND	ug/L	1.0	0.17	1		10/12/15 18:35	108-88-3	
1,1,1-Trichloroethane	ND	ug/L	1.0	0.11	1		10/12/15 18:35	71-55-6	
1,1,2-Trichloroethane	ND	ug/L	1.0	0.20	1		10/12/15 18:35	79-00-5	
Trichloroethene	**38.9**	ug/L	1.0	0.17	1		10/12/15 18:35	79-01-6	
Vinyl chloride	ND	ug/L	1.0	0.13	1		10/12/15 18:35	75-01-4	
Xylene (Total)	ND	ug/L	3.0	0.42	1		10/12/15 18:35	1330-20-7	
Surrogates									
4-Bromofluorobenzene (S)	97	%	80-120		1		10/12/15 18:35	460-00-4	
1,2-Dichloroethane-d4 (S)	99	%	80-120		1		10/12/15 18:35	17060-07-0	
Toluene-d8 (S)	100	%	80-120		1		10/12/15 18:35	2037-26-5	
Preservation pH	**3.0**		0.10	0.10	1		10/12/15 18:35		

REPORT OF LABORATORY ANALYSIS

This report shall not be reproduced, except in full,
without the written consent of Pace Analytical Services, Inc..

Pace Analytical Services, Inc.
9608 Loiret Blvd.
Lenexa, KS 66219
(913)599-5665

ANALYTICAL RESULTS

Project: Fort Smith, AR
Pace Project No.: 60204767

Sample: ITMW-15-201510 **Lab ID: 60204767020** Collected: 10/08/15 11:30 Received: 10/09/15 17:37 Matrix: Water

Parameters	Results	Units	Report Limit	MDL	DF	Prepared	Analyzed	CAS No.	Qual
2320B Alkalinity	Analytical Method: SM 2320B								
Alkalinity,Bicarbonate (CaCO3)	**117**	mg/L	20.0	2.0	1		10/14/15 15:34		
Alkalinity, Carbonate (CaCO3)	ND	mg/L	20.0	2.0	1		10/14/15 15:34		
Alkalinity, Total as CaCO3	**117**	mg/L	20.0	2.0	1		10/14/15 15:34		
Iron, Ferric (Calculation)	Analytical Method: SM 3500-Fe B#4								
Iron, Ferric	ND	mg/L	0.20		1		10/15/15 00:00	7439-89-6	
4500H+ pH, Electrometric	Analytical Method: SM 4500-H+B								
pH at 25 Degrees C	**5.8**	Std. Units	0.10	0.10	1		10/08/15 20:00		H6
4500S2D Sulfide, Total	Analytical Method: SM 4500-S-2 D								
Sulfide, Total	ND	mg/L	0.050	0.012	1		10/13/15 08:19	18496-25-8	
300.0 IC Anions 28 Days	Analytical Method: EPA 300.0								
Chloride	**89.5**	mg/L	10.0	5.0	10		10/15/15 18:09	16887-00-6	
Sulfate	**1280**	mg/L	100	23.7	100		10/15/15 18:25	14808-79-8	
350.1 Ammonia	Analytical Method: EPA 350.1								
Nitrogen, Ammonia	**0.12**	mg/L	0.10	0.046	1		10/14/15 14:25	7664-41-7	M1
353.2 Nitrogen, NO2/NO3 unpres	Analytical Method: EPA 353.2								
Nitrogen, Nitrate	**1.6**	mg/L	0.10	0.014	1		10/10/15 09:07		
Nitrogen, Nitrite	ND	mg/L	0.10	0.023	1		10/10/15 09:07		
Nitrogen, NO2 plus NO3	**1.6**	mg/L	0.10	0.014	1		10/10/15 09:07		
365.4 Total Phosphorus	Analytical Method: EPA 365.4								
Phosphorus as PO4	ND	mg/L	0.31		1		10/16/15 07:07		
Total Carbon Dioxide Calc	Analytical Method: SM 4500-CO2 D								
Carbon Dioxide Calculation	**458**	mg/L	20.0	20.0	1		10/19/15 00:00		
5310C TOC	Analytical Method: SM 5310C								
Total Organic Carbon	ND	mg/L	1.0	0.46	1		10/15/15 11:39	7440-44-0	

REPORT OF LABORATORY ANALYSIS

This report shall not be reproduced, except in full,
without the written consent of Pace Analytical Services, Inc..

Pace Analytical Services, Inc.
9608 Loiret Blvd.
Lenexa, KS 66219
(913)599-5665

ANALYTICAL RESULTS

Project: Fort Smith, AR
Pace Project No.: 60204767

Sample: ITMW-7-201510 **Lab ID: 60204767021** Collected: 10/08/15 11:20 Received: 10/09/15 17:37 Matrix: Water

Parameters	Results	Units	Report Limit	MDL	DF	Prepared	Analyzed	CAS No.	Qual
Alcohol by Direct Inject GCFID	Analytical Method: EPA 8015 - Alcohol								
2-Chloroethanol	ND	ug/L	10000	1980	1		10/14/15 01:27	107-07-3	
6010 MET ICP	Analytical Method: EPA 6010 Preparation Method: EPA 3010								
Iron	**11.0J**	ug/L	50.0	9.0	1	10/12/15 15:45	10/13/15 17:01	7439-89-6	
Manganese	**63.8**	ug/L	5.0	2.4	1	10/12/15 15:45	10/13/15 17:01	7439-96-5	
8260 MSV	Analytical Method: EPA 5030B/8260								
Acetone	ND	ug/L	10.0	1.9	1		10/15/15 11:07	67-64-1	
Benzene	ND	ug/L	1.0	0.060	1		10/15/15 11:07	71-43-2	
Bromodichloromethane	ND	ug/L	1.0	0.19	1		10/15/15 11:07	75-27-4	
Bromoform	ND	ug/L	1.0	0.070	1		10/15/15 11:07	75-25-2	
Bromomethane	ND	ug/L	5.0	0.16	1		10/15/15 11:07	74-83-9	
2-Butanone (MEK)	ND	ug/L	10.0	0.59	1		10/15/15 11:07	78-93-3	
Carbon disulfide	ND	ug/L	5.0	0.12	1		10/15/15 11:07	75-15-0	
Carbon tetrachloride	ND	ug/L	1.0	0.18	1		10/15/15 11:07	56-23-5	
Chlorobenzene	**1.1**	ug/L	1.0	0.21	1		10/15/15 11:07	108-90-7	
Chloroethane	ND	ug/L	1.0	0.15	1		10/15/15 11:07	75-00-3	
Chloroform	ND	ug/L	1.0	0.14	1		10/15/15 11:07	67-66-3	
Chloromethane	ND	ug/L	1.0	0.080	1		10/15/15 11:07	74-87-3	
Dibromochloromethane	ND	ug/L	1.0	0.21	1		10/15/15 11:07	124-48-1	
1,1-Dichloroethane	ND	ug/L	1.0	0.050	1		10/15/15 11:07	75-34-3	
1,2-Dichloroethane	ND	ug/L	1.0	0.12	1		10/15/15 11:07	107-06-2	
1,1-Dichloroethene	ND	ug/L	1.0	0.20	1		10/15/15 11:07	75-35-4	
cis-1,2-Dichloroethene	**8.8**	ug/L	1.0	0.080	1		10/15/15 11:07	156-59-2	
trans-1,2-Dichloroethene	ND	ug/L	1.0	0.20	1		10/15/15 11:07	156-60-5	
1,2-Dichloropropane	ND	ug/L	1.0	0.16	1		10/15/15 11:07	78-87-5	
cis-1,3-Dichloropropene	ND	ug/L	1.0	0.14	1		10/15/15 11:07	10061-01-5	
trans-1,3-Dichloropropene	ND	ug/L	1.0	0.12	1		10/15/15 11:07	10061-02-6	
Ethylbenzene	ND	ug/L	1.0	0.18	1		10/15/15 11:07	100-41-4	
2-Hexanone	ND	ug/L	10.0	1.2	1		10/15/15 11:07	591-78-6	
Methylene chloride	**0.32J**	ug/L	1.0	0.15	1		10/15/15 11:07	75-09-2	B
4-Methyl-2-pentanone (MIBK)	ND	ug/L	10.0	0.42	1		10/15/15 11:07	108-10-1	
Styrene	ND	ug/L	1.0	0.12	1		10/15/15 11:07	100-42-5	
1,1,2,2-Tetrachloroethane	ND	ug/L	1.0	0.15	1		10/15/15 11:07	79-34-5	
Tetrachloroethene	ND	ug/L	1.0	0.10	1		10/15/15 11:07	127-18-4	
Toluene	ND	ug/L	1.0	0.17	1		10/15/15 11:07	108-88-3	
1,1,1-Trichloroethane	ND	ug/L	1.0	0.11	1		10/15/15 11:07	71-55-6	
1,1,2-Trichloroethane	ND	ug/L	1.0	0.20	1		10/15/15 11:07	79-00-5	
Trichloroethene	**27.6**	ug/L	1.0	0.17	1		10/15/15 11:07	79-01-6	
Vinyl chloride	**0.19J**	ug/L	1.0	0.13	1		10/15/15 11:07	75-01-4	
Xylene (Total)	ND	ug/L	3.0	0.42	1		10/15/15 11:07	1330-20-7	
Surrogates									
4-Bromofluorobenzene (S)	100	%	80-120		1		10/15/15 11:07	460-00-4	
1,2-Dichloroethane-d4 (S)	99	%	80-120		1		10/15/15 11:07	17060-07-0	
Toluene-d8 (S)	100	%	80-120		1		10/15/15 11:07	2037-26-5	
Preservation pH	**1.0**		0.10	0.10	1		10/15/15 11:07		

REPORT OF LABORATORY ANALYSIS

This report shall not be reproduced, except in full,
without the written consent of Pace Analytical Services, Inc..

Pace Analytical Services, Inc.
9608 Loiret Blvd.
Lenexa, KS 66219
(913)599-5665

ANALYTICAL RESULTS

Project: Fort Smith, AR
Pace Project No.: 60204767

Sample: ITMW-7-201510 **Lab ID: 60204767021** Collected: 10/08/15 11:20 Received: 10/09/15 17:37 Matrix: Water

Parameters	Results	Units	Report Limit	MDL	DF	Prepared	Analyzed	CAS No.	Qual
2320B Alkalinity	Analytical Method: SM 2320B								
Alkalinity,Bicarbonate (CaCO3)	**12.0J**	mg/L	20.0	2.0	1		10/14/15 15:41		
Alkalinity, Carbonate (CaCO3)	ND	mg/L	20.0	2.0	1		10/14/15 15:41		
Alkalinity, Total as CaCO3	**12.0J**	mg/L	20.0	2.0	1		10/14/15 15:41		
Iron, Ferric (Calculation)	Analytical Method: SM 3500-Fe B#4								
Iron, Ferric	ND	mg/L	0.20		1		10/15/15 00:00	7439-89-6	
4500H+ pH, Electrometric	Analytical Method: SM 4500-H+B								
pH at 25 Degrees C	**5.0**	Std. Units	0.10	0.10	1		10/08/15 20:00		H6
4500S2D Sulfide, Total	Analytical Method: SM 4500-S-2 D								
Sulfide, Total	ND	mg/L	0.050	0.012	1		10/13/15 08:20	18496-25-8	
300.0 IC Anions 28 Days	Analytical Method: EPA 300.0								
Chloride	**249**	mg/L	20.0	10.0	20		10/15/15 19:26	16887-00-6	
Sulfate	**8.7**	mg/L	1.0	0.24	1		10/15/15 19:11	14808-79-8	
350.1 Ammonia	Analytical Method: EPA 350.1								
Nitrogen, Ammonia	**0.35**	mg/L	0.10	0.046	1		10/14/15 14:27	7664-41-7	
353.2 Nitrogen, NO2/NO3 unpres	Analytical Method: EPA 353.2								
Nitrogen, Nitrate	**2.6**	mg/L	0.10	0.014	1		10/10/15 09:06		
Nitrogen, Nitrite	ND	mg/L	0.10	0.023	1		10/10/15 09:06		
Nitrogen, NO2 plus NO3	**2.6**	mg/L	0.10	0.014	1		10/10/15 09:06		
365.4 Total Phosphorus	Analytical Method: EPA 365.4								
Phosphorus as PO4	ND	mg/L	0.31		1		10/16/15 07:08		
Total Carbon Dioxide Calc	Analytical Method: SM 4500-CO2 D								
Carbon Dioxide Calculation	ND	mg/L	20.0	20.0	1		10/19/15 00:00		
5310C TOC	Analytical Method: SM 5310C								
Total Organic Carbon	ND	mg/L	1.0	0.46	1		10/15/15 12:05	7440-44-0	

REPORT OF LABORATORY ANALYSIS

This report shall not be reproduced, except in full,
without the written consent of Pace Analytical Services, Inc..

Pace Analytical Services, Inc.
9608 Loiret Blvd.
Lenexa, KS 66219
(913)599-5665

ANALYTICAL RESULTS

Project: Fort Smith, AR
Pace Project No.: 60204767

Sample: ITMW-21-201510 **Lab ID: 60204767022** Collected: 10/08/15 08:50 Received: 10/09/15 17:37 Matrix: Water

Parameters	Results	Units	Report Limit	MDL	DF	Prepared	Analyzed	CAS No.	Qual
Alcohol by Direct Inject GCFID	Analytical Method: EPA 8015 - Alcohol								
2-Chloroethanol	ND	ug/L	10000	1980	1		10/14/15 01:38	107-07-3	
6010 MET ICP	Analytical Method: EPA 6010 Preparation Method: EPA 3010								
Iron	ND	ug/L	50.0	9.0	1	10/12/15 15:45	10/13/15 17:08	7439-89-6	
Manganese	**721**	ug/L	5.0	2.4	1	10/12/15 15:45	10/13/15 17:08	7439-96-5	
8260 MSV	Analytical Method: EPA 5030B/8260								
Acetone	ND	ug/L	10.0	1.9	1		10/15/15 11:22	67-64-1	
Benzene	ND	ug/L	1.0	0.060	1		10/15/15 11:22	71-43-2	
Bromodichloromethane	ND	ug/L	1.0	0.19	1		10/15/15 11:22	75-27-4	
Bromoform	ND	ug/L	1.0	0.070	1		10/15/15 11:22	75-25-2	
Bromomethane	ND	ug/L	5.0	0.16	1		10/15/15 11:22	74-83-9	
2-Butanone (MEK)	ND	ug/L	10.0	0.59	1		10/15/15 11:22	78-93-3	
Carbon disulfide	ND	ug/L	5.0	0.12	1		10/15/15 11:22	75-15-0	
Carbon tetrachloride	ND	ug/L	1.0	0.18	1		10/15/15 11:22	56-23-5	
Chlorobenzene	ND	ug/L	1.0	0.21	1		10/15/15 11:22	108-90-7	
Chloroethane	ND	ug/L	1.0	0.15	1		10/15/15 11:22	75-00-3	
Chloroform	ND	ug/L	1.0	0.14	1		10/15/15 11:22	67-66-3	
Chloromethane	ND	ug/L	1.0	0.080	1		10/15/15 11:22	74-87-3	
Dibromochloromethane	ND	ug/L	1.0	0.21	1		10/15/15 11:22	124-48-1	
1,1-Dichloroethane	ND	ug/L	1.0	0.050	1		10/15/15 11:22	75-34-3	
1,2-Dichloroethane	ND	ug/L	1.0	0.12	1		10/15/15 11:22	107-06-2	
1,1-Dichloroethene	ND	ug/L	1.0	0.20	1		10/15/15 11:22	75-35-4	
cis-1,2-Dichloroethene	**0.29J**	ug/L	1.0	0.080	1		10/15/15 11:22	156-59-2	
trans-1,2-Dichloroethene	ND	ug/L	1.0	0.20	1		10/15/15 11:22	156-60-5	
1,2-Dichloropropane	ND	ug/L	1.0	0.16	1		10/15/15 11:22	78-87-5	
cis-1,3-Dichloropropene	ND	ug/L	1.0	0.14	1		10/15/15 11:22	10061-01-5	
trans-1,3-Dichloropropene	ND	ug/L	1.0	0.12	1		10/15/15 11:22	10061-02-6	
Ethylbenzene	ND	ug/L	1.0	0.18	1		10/15/15 11:22	100-41-4	
2-Hexanone	ND	ug/L	10.0	1.2	1		10/15/15 11:22	591-78-6	
Methylene chloride	ND	ug/L	1.0	0.15	1		10/15/15 11:22	75-09-2	
4-Methyl-2-pentanone (MIBK)	ND	ug/L	10.0	0.42	1		10/15/15 11:22	108-10-1	
Styrene	ND	ug/L	1.0	0.12	1		10/15/15 11:22	100-42-5	
1,1,2,2-Tetrachloroethane	ND	ug/L	1.0	0.15	1		10/15/15 11:22	79-34-5	
Tetrachloroethene	ND	ug/L	1.0	0.10	1		10/15/15 11:22	127-18-4	
Toluene	ND	ug/L	1.0	0.17	1		10/15/15 11:22	108-88-3	
1,1,1-Trichloroethane	ND	ug/L	1.0	0.11	1		10/15/15 11:22	71-55-6	
1,1,2-Trichloroethane	ND	ug/L	1.0	0.20	1		10/15/15 11:22	79-00-5	
Trichloroethene	**7.2**	ug/L	1.0	0.17	1		10/15/15 11:22	79-01-6	
Vinyl chloride	ND	ug/L	1.0	0.13	1		10/15/15 11:22	75-01-4	
Xylene (Total)	ND	ug/L	3.0	0.42	1		10/15/15 11:22	1330-20-7	
Surrogates									
4-Bromofluorobenzene (S)	99	%	80-120		1		10/15/15 11:22	460-00-4	
1,2-Dichloroethane-d4 (S)	98	%	80-120		1		10/15/15 11:22	17060-07-0	
Toluene-d8 (S)	98	%	80-120		1		10/15/15 11:22	2037-26-5	
Preservation pH	**1.0**		0.10	0.10	1		10/15/15 11:22		

REPORT OF LABORATORY ANALYSIS

This report shall not be reproduced, except in full,
without the written consent of Pace Analytical Services, Inc..

Pace Analytical Services, Inc.
9608 Loiret Blvd.
Lenexa, KS 66219
(913)599-5665

ANALYTICAL RESULTS

Project: Fort Smith, AR
Pace Project No.: 60204767

Sample: ITMW-21-201510 **Lab ID: 60204767022** Collected: 10/08/15 08:50 Received: 10/09/15 17:37 Matrix: Water

Parameters	Results	Units	Report Limit	MDL	DF	Prepared	Analyzed	CAS No.	Qual
2320B Alkalinity	Analytical Method: SM 2320B								
Alkalinity,Bicarbonate (CaCO3)	**11.1J**	mg/L	20.0	2.0	1		10/14/15 15:43		
Alkalinity, Carbonate (CaCO3)	ND	mg/L	20.0	2.0	1		10/14/15 15:43		
Alkalinity, Total as CaCO3	**11.1J**	mg/L	20.0	2.0	1		10/14/15 15:43		
Iron, Ferric (Calculation)	Analytical Method: SM 3500-Fe B#4								
Iron, Ferric	ND	mg/L	0.20		1		10/15/15 00:00	7439-89-6	
4500H+ pH, Electrometric	Analytical Method: SM 4500-H+B								
pH at 25 Degrees C	**4.9**	Std. Units	0.10	0.10	1		10/08/15 20:00		H6
4500S2D Sulfide, Total	Analytical Method: SM 4500-S-2 D								
Sulfide, Total	ND	mg/L	0.050	0.012	1		10/13/15 08:20	18496-25-8	
300.0 IC Anions 28 Days	Analytical Method: EPA 300.0								
Chloride	**728**	mg/L	50.0	25.0	50		10/15/15 19:57	16887-00-6	
Sulfate	**5.4**	mg/L	1.0	0.24	1		10/15/15 19:42	14808-79-8	
350.1 Ammonia	Analytical Method: EPA 350.1								
Nitrogen, Ammonia	ND	mg/L	0.10	0.046	1		10/14/15 14:28	7664-41-7	
353.2 Nitrogen, NO2/NO3 unpres	Analytical Method: EPA 353.2								
Nitrogen, Nitrate	**0.022J**	mg/L	0.10	0.014	1		10/10/15 08:14		M1
Nitrogen, Nitrite	ND	mg/L	0.10	0.023	1		10/10/15 08:14		M1
Nitrogen, NO2 plus NO3	**0.022J**	mg/L	0.10	0.014	1		10/10/15 08:14		M1
365.4 Total Phosphorus	Analytical Method: EPA 365.4								
Phosphorus as PO4	ND	mg/L	0.31		1		10/16/15 07:09		
Total Carbon Dioxide Calc	Analytical Method: SM 4500-CO2 D								
Carbon Dioxide Calculation	ND	mg/L	20.0	20.0	1		10/19/15 00:00		
5310C TOC	Analytical Method: SM 5310C								
Total Organic Carbon	ND	mg/L	1.0	0.46	1		10/15/15 12:18	7440-44-0	

REPORT OF LABORATORY ANALYSIS

This report shall not be reproduced, except in full,
without the written consent of Pace Analytical Services, Inc..

Pace Analytical Services, Inc.
9608 Loiret Blvd.
Lenexa, KS 66219
(913)599-5665

ANALYTICAL RESULTS

Project: Fort Smith, AR
Pace Project No.: 60204767

Sample: IW-77-201510 **Lab ID: 60204767023** Collected: 10/08/15 09:30 Received: 10/09/15 17:37 Matrix: Water

Parameters	Results	Units	Report Limit	MDL	DF	Prepared	Analyzed	CAS No.	Qual
Alcohol by Direct Inject GCFID	Analytical Method: EPA 8015 - Alcohol								
2-Chloroethanol	ND	ug/L	10000	1980	1		10/13/15 19:20	107-07-3	
6010 MET ICP	Analytical Method: EPA 6010 Preparation Method: EPA 3010								
Iron	**210**	ug/L	50.0	9.0	1	10/12/15 15:45	10/13/15 17:10	7439-89-6	
Manganese	**16.1**	ug/L	5.0	2.4	1	10/12/15 15:45	10/13/15 17:10	7439-96-5	
8260 MSV	Analytical Method: EPA 5030B/8260								
Acetone	**18.1**	ug/L	10.0	1.9	1		10/12/15 18:49	67-64-1	L1
Benzene	**0.13J**	ug/L	1.0	0.060	1		10/12/15 18:49	71-43-2	
Bromodichloromethane	ND	ug/L	1.0	0.19	1		10/12/15 18:49	75-27-4	
Bromoform	ND	ug/L	1.0	0.070	1		10/12/15 18:49	75-25-2	
Bromomethane	**3.0J**	ug/L	5.0	0.16	1		10/12/15 18:49	74-83-9	B
2-Butanone (MEK)	ND	ug/L	10.0	0.59	1		10/12/15 18:49	78-93-3	
Carbon disulfide	ND	ug/L	5.0	0.12	1		10/12/15 18:49	75-15-0	
Carbon tetrachloride	ND	ug/L	1.0	0.18	1		10/12/15 18:49	56-23-5	
Chlorobenzene	ND	ug/L	1.0	0.21	1		10/12/15 18:49	108-90-7	
Chloroethane	ND	ug/L	1.0	0.15	1		10/12/15 18:49	75-00-3	
Chloroform	ND	ug/L	1.0	0.14	1		10/12/15 18:49	67-66-3	
Chloromethane	**2.1**	ug/L	1.0	0.080	1		10/12/15 18:49	74-87-3	
Dibromochloromethane	ND	ug/L	1.0	0.21	1		10/12/15 18:49	124-48-1	
1,1-Dichloroethane	ND	ug/L	1.0	0.050	1		10/12/15 18:49	75-34-3	
1,2-Dichloroethane	ND	ug/L	1.0	0.12	1		10/12/15 18:49	107-06-2	
1,1-Dichloroethene	ND	ug/L	1.0	0.20	1		10/12/15 18:49	75-35-4	
cis-1,2-Dichloroethene	**0.54J**	ug/L	1.0	0.080	1		10/12/15 18:49	156-59-2	
trans-1,2-Dichloroethene	ND	ug/L	1.0	0.20	1		10/12/15 18:49	156-60-5	
1,2-Dichloropropane	ND	ug/L	1.0	0.16	1		10/12/15 18:49	78-87-5	
cis-1,3-Dichloropropene	ND	ug/L	1.0	0.14	1		10/12/15 18:49	10061-01-5	
trans-1,3-Dichloropropene	ND	ug/L	1.0	0.12	1		10/12/15 18:49	10061-02-6	
Ethylbenzene	ND	ug/L	1.0	0.18	1		10/12/15 18:49	100-41-4	
2-Hexanone	ND	ug/L	10.0	1.2	1		10/12/15 18:49	591-78-6	
Methylene chloride	ND	ug/L	1.0	0.15	1		10/12/15 18:49	75-09-2	
4-Methyl-2-pentanone (MIBK)	ND	ug/L	10.0	0.42	1		10/12/15 18:49	108-10-1	
Styrene	ND	ug/L	1.0	0.12	1		10/12/15 18:49	100-42-5	
1,1,2,2-Tetrachloroethane	ND	ug/L	1.0	0.15	1		10/12/15 18:49	79-34-5	
Tetrachloroethene	ND	ug/L	1.0	0.10	1		10/12/15 18:49	127-18-4	
Toluene	ND	ug/L	1.0	0.17	1		10/12/15 18:49	108-88-3	
1,1,1-Trichloroethane	ND	ug/L	1.0	0.11	1		10/12/15 18:49	71-55-6	
1,1,2-Trichloroethane	ND	ug/L	1.0	0.20	1		10/12/15 18:49	79-00-5	
Trichloroethene	**24.3**	ug/L	1.0	0.17	1		10/12/15 18:49	79-01-6	
Vinyl chloride	ND	ug/L	1.0	0.13	1		10/12/15 18:49	75-01-4	
Xylene (Total)	ND	ug/L	3.0	0.42	1		10/12/15 18:49	1330-20-7	
Surrogates									
4-Bromofluorobenzene (S)	96	%	80-120		1		10/12/15 18:49	460-00-4	
1,2-Dichloroethane-d4 (S)	102	%	80-120		1		10/12/15 18:49	17060-07-0	
Toluene-d8 (S)	99	%	80-120		1		10/12/15 18:49	2037-26-5	
Preservation pH	**11.0**		0.10	0.10	1		10/12/15 18:49		

REPORT OF LABORATORY ANALYSIS

This report shall not be reproduced, except in full,
without the written consent of Pace Analytical Services, Inc..

Pace Analytical Services, Inc.
9608 Loiret Blvd.
Lenexa, KS 66219
(913)599-5665

ANALYTICAL RESULTS

Project: Fort Smith, AR
Pace Project No.: 60204767

Sample: IW-77-201510 **Lab ID: 60204767023** Collected: 10/08/15 09:30 Received: 10/09/15 17:37 Matrix: Water

Parameters	Results	Units	Report Limit	MDL	DF	Prepared	Analyzed	CAS No.	Qual
2320B Alkalinity	Analytical Method: SM 2320B								
Alkalinity,Bicarbonate (CaCO3)	ND	mg/L	100	10	5		10/15/15 12:05		
Alkalinity, Carbonate (CaCO3)	**884**	mg/L	100	10	5		10/15/15 12:05		
Alkalinity, Total as CaCO3	**3220**	mg/L	100	10	5		10/15/15 12:05		
Iron, Ferric (Calculation)	Analytical Method: SM 3500-Fe B#4								
Iron, Ferric	ND	mg/L	0.20		1		10/15/15 00:00	7439-89-6	
4500H+ pH, Electrometric	Analytical Method: SM 4500-H+B								
pH at 25 Degrees C	**12.7**	Std. Units	0.10	0.10	1		10/08/15 20:00		H6
4500S2D Sulfide, Total	Analytical Method: SM 4500-S-2 D								
Sulfide, Total	ND	mg/L	0.050	0.012	1		10/13/15 08:21	18496-25-8	
300.0 IC Anions 28 Days	Analytical Method: EPA 300.0								
Chloride	**205**	mg/L	20.0	10.0	20		10/15/15 23:33	16887-00-6	
Sulfate	**1070**	mg/L	100	23.7	100		10/16/15 10:20	14808-79-8	
350.1 Ammonia	Analytical Method: EPA 350.1								
Nitrogen, Ammonia	**0.87**	mg/L	0.10	0.046	1		10/14/15 14:30	7664-41-7	
353.2 Nitrogen, NO2/NO3 unpres	Analytical Method: EPA 353.2								
Nitrogen, Nitrate	**2.4**	mg/L	0.10	0.014	1		10/10/15 08:19		
Nitrogen, Nitrite	**0.043J**	mg/L	0.10	0.023	1		10/10/15 08:19		
Nitrogen, NO2 plus NO3	**2.5**	mg/L	0.10	0.014	1		10/10/15 08:19		
365.4 Total Phosphorus	Analytical Method: EPA 365.4								
Phosphorus as PO4	**8.5**	mg/L	0.31		1		10/16/15 07:10		
Total Carbon Dioxide Calc	Analytical Method: SM 4500-CO2 D								
Carbon Dioxide Calculation	**389**	mg/L	20.0	20.0	1		10/19/15 00:00		
5310C TOC	Analytical Method: SM 5310C								
Total Organic Carbon	**5.1**	mg/L	1.0	0.46	1		10/15/15 12:31	7440-44-0	

REPORT OF LABORATORY ANALYSIS

This report shall not be reproduced, except in full,
without the written consent of Pace Analytical Services, Inc..

Pace Analytical Services, Inc.
9608 Loiret Blvd.
Lenexa, KS 66219
(913)599-5665

ANALYTICAL RESULTS

Project: Fort Smith, AR
Pace Project No.: 60204767

Sample: MW-86-201510 **Lab ID: 60204767024** Collected: 10/08/15 16:00 Received: 10/09/15 17:37 Matrix: Water

Parameters	Results	Units	Report Limit	MDL	DF	Prepared	Analyzed	CAS No.	Qual
Alcohol by Direct Inject GCFID	Analytical Method: EPA 8015 - Alcohol								
2-Chloroethanol	ND	ug/L	10000	1980	1		10/14/15 01:49	107-07-3	
6010 MET ICP	Analytical Method: EPA 6010 Preparation Method: EPA 3010								
Iron	**1570**	ug/L	50.0	9.0	1	10/12/15 15:45	10/13/15 17:12	7439-89-6	
Manganese	**1250**	ug/L	5.0	2.4	1	10/12/15 15:45	10/13/15 17:12	7439-96-5	
8260 MSV	Analytical Method: EPA 5030B/8260								
Acetone	**164**	ug/L	10.0	1.9	1		10/15/15 18:14	67-64-1	
Benzene	**0.70J**	ug/L	1.0	0.060	1		10/15/15 18:14	71-43-2	
Bromodichloromethane	**2.6**	ug/L	1.0	0.19	1		10/15/15 18:14	75-27-4	
Bromoform	**0.82J**	ug/L	1.0	0.070	1		10/15/15 18:14	75-25-2	
Bromomethane	**2.8J**	ug/L	5.0	0.16	1		10/15/15 18:14	74-83-9	
2-Butanone (MEK)	**38.4**	ug/L	10.0	0.59	1		10/15/15 18:14	78-93-3	
Carbon disulfide	**10.8**	ug/L	5.0	0.12	1		10/15/15 18:14	75-15-0	
Carbon tetrachloride	**4.4**	ug/L	1.0	0.18	1		10/15/15 18:14	56-23-5	
Chlorobenzene	ND	ug/L	1.0	0.21	1		10/15/15 18:14	108-90-7	
Chloroethane	ND	ug/L	1.0	0.15	1		10/15/15 18:14	75-00-3	
Chloroform	**58.0**	ug/L	1.0	0.14	1		10/15/15 18:14	67-66-3	
Chloromethane	**6.9**	ug/L	1.0	0.080	1		10/15/15 18:14	74-87-3	
Dibromochloromethane	**0.25J**	ug/L	1.0	0.21	1		10/15/15 18:14	124-48-1	
1,1-Dichloroethane	**7.1**	ug/L	1.0	0.050	1		10/15/15 18:14	75-34-3	
1,2-Dichloroethane	**0.98J**	ug/L	1.0	0.12	1		10/15/15 18:14	107-06-2	
1,1-Dichloroethene	**40.4**	ug/L	1.0	0.20	1		10/15/15 18:14	75-35-4	
cis-1,2-Dichloroethene	**1020**	ug/L	1000	80.0	1000		10/12/15 19:18	156-59-2	
trans-1,2-Dichloroethene	**88.5**	ug/L	1.0	0.20	1		10/15/15 18:14	156-60-5	
1,2-Dichloropropane	ND	ug/L	1.0	0.16	1		10/15/15 18:14	78-87-5	
cis-1,3-Dichloropropene	ND	ug/L	1.0	0.14	1		10/15/15 18:14	10061-01-5	
trans-1,3-Dichloropropene	ND	ug/L	1.0	0.12	1		10/15/15 18:14	10061-02-6	
Ethylbenzene	ND	ug/L	1.0	0.18	1		10/15/15 18:14	100-41-4	
2-Hexanone	**5.8J**	ug/L	10.0	1.2	1		10/15/15 18:14	591-78-6	
Methylene chloride	**19.2**	ug/L	1.0	0.15	1		10/15/15 18:14	75-09-2	
4-Methyl-2-pentanone (MIBK)	**3.0J**	ug/L	10.0	0.42	1		10/15/15 18:14	108-10-1	
Styrene	ND	ug/L	1.0	0.12	1		10/15/15 18:14	100-42-5	
1,1,2,2-Tetrachloroethane	**748J**	ug/L	1000	150	1000		10/12/15 19:18	79-34-5	
Tetrachloroethene	**35.2**	ug/L	1.0	0.10	1		10/15/15 18:14	127-18-4	
Toluene	**3.9**	ug/L	1.0	0.17	1		10/15/15 18:14	108-88-3	
1,1,1-Trichloroethane	**918J**	ug/L	1000	110	1000		10/12/15 19:18	71-55-6	
1,1,2-Trichloroethane	**8.9**	ug/L	1.0	0.20	1		10/15/15 18:14	79-00-5	
Trichloroethene	**131000**	ug/L	1000	170	1000		10/12/15 19:18	79-01-6	
Vinyl chloride	**127**	ug/L	1.0	0.13	1		10/15/15 18:14	75-01-4	
Xylene (Total)	ND	ug/L	3.0	0.42	1		10/15/15 18:14	1330-20-7	
Surrogates									
4-Bromofluorobenzene (S)	98	%	80-120		1		10/15/15 18:14	460-00-4	
1,2-Dichloroethane-d4 (S)	101	%	80-120		1		10/15/15 18:14	17060-07-0	
Toluene-d8 (S)	102	%	80-120		1		10/15/15 18:14	2037-26-5	
Preservation pH	**3.0**		0.10	0.10	1		10/15/15 18:14		

REPORT OF LABORATORY ANALYSIS

This report shall not be reproduced, except in full,
without the written consent of Pace Analytical Services, Inc..

Pace Analytical Services, Inc.
9608 Loiret Blvd.
Lenexa, KS 66219
(913)599-5665

ANALYTICAL RESULTS

Project: Fort Smith, AR
Pace Project No.: 60204767

Sample: MW-86-201510 **Lab ID: 60204767024** Collected: 10/08/15 16:00 Received: 10/09/15 17:37 Matrix: Water

Parameters	Results	Units	Report Limit	MDL	DF	Prepared	Analyzed	CAS No.	Qual
2320B Alkalinity	Analytical Method: SM 2320B								
Alkalinity,Bicarbonate (CaCO3)	**298**	mg/L	20.0	2.0	1		10/14/15 16:03		
Alkalinity, Carbonate (CaCO3)	ND	mg/L	20.0	2.0	1		10/14/15 16:03		
Alkalinity, Total as CaCO3	**298**	mg/L	20.0	2.0	1		10/14/15 16:03		
Iron, Ferric (Calculation)	Analytical Method: SM 3500-Fe B#4								
Iron, Ferric	**1.6**	mg/L	0.20		1		10/15/15 00:00	7439-89-6	
4500H+ pH, Electrometric	Analytical Method: SM 4500-H+B								
pH at 25 Degrees C	**6.1**	Std. Units	0.10	0.10	1		10/07/15 00:00		H6
4500S2D Sulfide, Total	Analytical Method: SM 4500-S-2 D								
Sulfide, Total	ND	mg/L	0.050	0.012	1		10/13/15 08:21	18496-25-8	
300.0 IC Anions 28 Days	Analytical Method: EPA 300.0								
Chloride	**515**	mg/L	50.0	25.0	50		10/16/15 11:22	16887-00-6	
Sulfate	**3010**	mg/L	200	47.3	200		10/16/15 11:37	14808-79-8	
350.1 Ammonia	Analytical Method: EPA 350.1								
Nitrogen, Ammonia	**1.2**	mg/L	0.10	0.046	1		10/14/15 14:31	7664-41-7	
353.2 Nitrogen, NO2/NO3 unpres	Analytical Method: EPA 353.2								
Nitrogen, Nitrate	**2.7**	mg/L	0.10	0.014	1		10/10/15 09:23		
Nitrogen, Nitrite	**0.073J**	mg/L	0.10	0.023	1		10/10/15 09:23		
Nitrogen, NO2 plus NO3	**2.8**	mg/L	0.10	0.014	1		10/10/15 09:23		
365.4 Total Phosphorus	Analytical Method: EPA 365.4								
Phosphorus as PO4	ND	mg/L	0.31		1		10/16/15 07:12		
Total Carbon Dioxide Calc	Analytical Method: SM 4500-CO2 D								
Carbon Dioxide Calculation	**693**	mg/L	20.0	20.0	1		10/19/15 00:00		
5310C TOC	Analytical Method: SM 5310C								
Total Organic Carbon	**8.6**	mg/L	1.0	0.46	1		10/15/15 13:23	7440-44-0	

REPORT OF LABORATORY ANALYSIS

This report shall not be reproduced, except in full,
without the written consent of Pace Analytical Services, Inc..

Pace Analytical Services, Inc.
9608 Loiret Blvd.
Lenexa, KS 66219
(913)599-5665

ANALYTICAL RESULTS

Project: Fort Smith, AR
Pace Project No.: 60204767

Sample: TB-23-201510 **Lab ID: 60204767025** Collected: 10/08/15 08:00 Received: 10/09/15 17:37 Matrix: Water

Parameters	Results	Units	Report Limit	MDL	DF	Prepared	Analyzed	CAS No.	Qual
8260 MSV	Analytical Method: EPA 5030B/8260								
Acetone	ND	ug/L	10.0	1.9	1		10/15/15 10:53	67-64-1	
Benzene	ND	ug/L	1.0	0.060	1		10/15/15 10:53	71-43-2	
Bromodichloromethane	ND	ug/L	1.0	0.19	1		10/15/15 10:53	75-27-4	
Bromoform	ND	ug/L	1.0	0.070	1		10/15/15 10:53	75-25-2	
Bromomethane	ND	ug/L	5.0	0.16	1		10/15/15 10:53	74-83-9	
2-Butanone (MEK)	ND	ug/L	10.0	0.59	1		10/15/15 10:53	78-93-3	
Carbon disulfide	ND	ug/L	5.0	0.12	1		10/15/15 10:53	75-15-0	
Carbon tetrachloride	ND	ug/L	1.0	0.18	1		10/15/15 10:53	56-23-5	
Chlorobenzene	ND	ug/L	1.0	0.21	1		10/15/15 10:53	108-90-7	
Chloroethane	ND	ug/L	1.0	0.15	1		10/15/15 10:53	75-00-3	
Chloroform	ND	ug/L	1.0	0.14	1		10/15/15 10:53	67-66-3	
Chloromethane	ND	ug/L	1.0	0.080	1		10/15/15 10:53	74-87-3	
Dibromochloromethane	ND	ug/L	1.0	0.21	1		10/15/15 10:53	124-48-1	
1,1-Dichloroethane	ND	ug/L	1.0	0.050	1		10/15/15 10:53	75-34-3	
1,2-Dichloroethane	ND	ug/L	1.0	0.12	1		10/15/15 10:53	107-06-2	
1,1-Dichloroethene	ND	ug/L	1.0	0.20	1		10/15/15 10:53	75-35-4	
cis-1,2-Dichloroethene	ND	ug/L	1.0	0.080	1		10/15/15 10:53	156-59-2	
trans-1,2-Dichloroethene	ND	ug/L	1.0	0.20	1		10/15/15 10:53	156-60-5	
1,2-Dichloropropane	ND	ug/L	1.0	0.16	1		10/15/15 10:53	78-87-5	
cis-1,3-Dichloropropene	ND	ug/L	1.0	0.14	1		10/15/15 10:53	10061-01-5	
trans-1,3-Dichloropropene	ND	ug/L	1.0	0.12	1		10/15/15 10:53	10061-02-6	
Ethylbenzene	ND	ug/L	1.0	0.18	1		10/15/15 10:53	100-41-4	
2-Hexanone	ND	ug/L	10.0	1.2	1		10/15/15 10:53	591-78-6	
Methylene chloride	ND	ug/L	1.0	0.15	1		10/15/15 10:53	75-09-2	
4-Methyl-2-pentanone (MIBK)	ND	ug/L	10.0	0.42	1		10/15/15 10:53	108-10-1	
Styrene	ND	ug/L	1.0	0.12	1		10/15/15 10:53	100-42-5	
1,1,2,2-Tetrachloroethane	ND	ug/L	1.0	0.15	1		10/15/15 10:53	79-34-5	
Tetrachloroethene	ND	ug/L	1.0	0.10	1		10/15/15 10:53	127-18-4	
Toluene	ND	ug/L	1.0	0.17	1		10/15/15 10:53	108-88-3	
1,1,1-Trichloroethane	ND	ug/L	1.0	0.11	1		10/15/15 10:53	71-55-6	
1,1,2-Trichloroethane	ND	ug/L	1.0	0.20	1		10/15/15 10:53	79-00-5	
Trichloroethene	ND	ug/L	1.0	0.17	1		10/15/15 10:53	79-01-6	
Vinyl chloride	ND	ug/L	1.0	0.13	1		10/15/15 10:53	75-01-4	
Xylene (Total)	ND	ug/L	3.0	0.42	1		10/15/15 10:53	1330-20-7	
Surrogates									
4-Bromofluorobenzene (S)	99	%	80-120		1		10/15/15 10:53	460-00-4	
1,2-Dichloroethane-d4 (S)	100	%	80-120		1		10/15/15 10:53	17060-07-0	
Toluene-d8 (S)	98	%	80-120		1		10/15/15 10:53	2037-26-5	
Preservation pH	**1.0**		0.10	0.10	1		10/15/15 10:53		

REPORT OF LABORATORY ANALYSIS

This report shall not be reproduced, except in full,
without the written consent of Pace Analytical Services, Inc..

Pace Analytical Services, Inc.
9608 Loiret Blvd.
Lenexa, KS 66219
(913)599-5665

ANALYTICAL RESULTS

Project: Fort Smith, AR
Pace Project No.: 60204767

Sample: ITMW-17-201510 **Lab ID: 60204767026** Collected: 10/08/15 09:40 Received: 10/09/15 17:37 Matrix: Water

Parameters	Results	Units	Report Limit	MDL	DF	Prepared	Analyzed	CAS No.	Qual
Alcohol by Direct Inject GCFID	Analytical Method: EPA 8015 - Alcohol								
2-Chloroethanol	ND	ug/L	10000	1980	1		10/14/15 02:00	107-07-3	
6010 MET ICP	Analytical Method: EPA 6010 Preparation Method: EPA 3010								
Iron	**55.8**	ug/L	50.0	9.0	1	10/12/15 15:45	10/13/15 17:15	7439-89-6	
Manganese	**116**	ug/L	5.0	2.4	1	10/12/15 15:45	10/13/15 17:15	7439-96-5	
8260 MSV	Analytical Method: EPA 5030B/8260								
Acetone	ND	ug/L	10.0	1.9	1		10/15/15 17:59	67-64-1	
Benzene	**0.13J**	ug/L	1.0	0.060	1		10/15/15 17:59	71-43-2	
Bromodichloromethane	ND	ug/L	1.0	0.19	1		10/15/15 17:59	75-27-4	
Bromoform	ND	ug/L	1.0	0.070	1		10/15/15 17:59	75-25-2	
Bromomethane	**0.42J**	ug/L	5.0	0.16	1		10/15/15 17:59	74-83-9	
2-Butanone (MEK)	ND	ug/L	10.0	0.59	1		10/15/15 17:59	78-93-3	
Carbon disulfide	**0.13J**	ug/L	5.0	0.12	1		10/15/15 17:59	75-15-0	
Carbon tetrachloride	ND	ug/L	1.0	0.18	1		10/15/15 17:59	56-23-5	
Chlorobenzene	ND	ug/L	1.0	0.21	1		10/15/15 17:59	108-90-7	
Chloroethane	ND	ug/L	1.0	0.15	1		10/15/15 17:59	75-00-3	
Chloroform	**1.8**	ug/L	1.0	0.14	1		10/15/15 17:59	67-66-3	
Chloromethane	**3.2**	ug/L	1.0	0.080	1		10/15/15 17:59	74-87-3	
Dibromochloromethane	ND	ug/L	1.0	0.21	1		10/15/15 17:59	124-48-1	
1,1-Dichloroethane	ND	ug/L	1.0	0.050	1		10/15/15 17:59	75-34-3	
1,2-Dichloroethane	ND	ug/L	1.0	0.12	1		10/15/15 17:59	107-06-2	
1,1-Dichloroethene	**2.3**	ug/L	1.0	0.20	1		10/15/15 17:59	75-35-4	
cis-1,2-Dichloroethene	**77.2**	ug/L	1.0	0.080	1		10/15/15 17:59	156-59-2	
trans-1,2-Dichloroethene	**10.0**	ug/L	1.0	0.20	1		10/15/15 17:59	156-60-5	
1,2-Dichloropropane	ND	ug/L	1.0	0.16	1		10/15/15 17:59	78-87-5	
cis-1,3-Dichloropropene	ND	ug/L	1.0	0.14	1		10/15/15 17:59	10061-01-5	
trans-1,3-Dichloropropene	ND	ug/L	1.0	0.12	1		10/15/15 17:59	10061-02-6	
Ethylbenzene	ND	ug/L	1.0	0.18	1		10/15/15 17:59	100-41-4	
2-Hexanone	ND	ug/L	10.0	1.2	1		10/15/15 17:59	591-78-6	
Methylene chloride	ND	ug/L	1.0	0.15	1		10/15/15 17:59	75-09-2	
4-Methyl-2-pentanone (MIBK)	ND	ug/L	10.0	0.42	1		10/15/15 17:59	108-10-1	
Styrene	ND	ug/L	1.0	0.12	1		10/15/15 17:59	100-42-5	
1,1,2,2-Tetrachloroethane	**0.27J**	ug/L	1.0	0.15	1		10/15/15 17:59	79-34-5	
Tetrachloroethene	**1.3**	ug/L	1.0	0.10	1		10/15/15 17:59	127-18-4	
Toluene	ND	ug/L	1.0	0.17	1		10/15/15 17:59	108-88-3	
1,1,1-Trichloroethane	**0.22J**	ug/L	1.0	0.11	1		10/15/15 17:59	71-55-6	
1,1,2-Trichloroethane	**0.42J**	ug/L	1.0	0.20	1		10/15/15 17:59	79-00-5	
Trichloroethene	**3970**	ug/L	50.0	8.5	50		10/12/15 19:33	79-01-6	
Vinyl chloride	**2.5**	ug/L	1.0	0.13	1		10/15/15 17:59	75-01-4	
Xylene (Total)	ND	ug/L	3.0	0.42	1		10/15/15 17:59	1330-20-7	
Surrogates									
4-Bromofluorobenzene (S)	99	%	80-120		1		10/15/15 17:59	460-00-4	
1,2-Dichloroethane-d4 (S)	98	%	80-120		1		10/15/15 17:59	17060-07-0	
Toluene-d8 (S)	103	%	80-120		1		10/15/15 17:59	2037-26-5	
Preservation pH	**3.0**		0.10	0.10	1		10/15/15 17:59		

REPORT OF LABORATORY ANALYSIS

This report shall not be reproduced, except in full,
without the written consent of Pace Analytical Services, Inc..

Pace Analytical Services, Inc.
9608 Loiret Blvd.
Lenexa, KS 66219
(913)599-5665

ANALYTICAL RESULTS

Project: Fort Smith, AR
Pace Project No.: 60204767

Sample: ITMW-17-201510 **Lab ID: 60204767026** Collected: 10/08/15 09:40 Received: 10/09/15 17:37 Matrix: Water

Parameters	Results	Units	Report Limit	MDL	DF	Prepared	Analyzed	CAS No.	Qual
2320B Alkalinity	Analytical Method: SM 2320B								
Alkalinity,Bicarbonate (CaCO3)	**8.5J**	mg/L	20.0	2.0	1		10/14/15 16:05		
Alkalinity, Carbonate (CaCO3)	ND	mg/L	20.0	2.0	1		10/14/15 16:05		
Alkalinity, Total as CaCO3	**8.5J**	mg/L	20.0	2.0	1		10/14/15 16:05		
Iron, Ferric (Calculation)	Analytical Method: SM 3500-Fe B#4								
Iron, Ferric	ND	mg/L	0.20		1		10/15/15 00:00	7439-89-6	
4500H+ pH, Electrometric	Analytical Method: SM 4500-H+B								
pH at 25 Degrees C	**4.9**	Std. Units	0.10	0.10	1		10/08/15 20:00		H6
4500S2D Sulfide, Total	Analytical Method: SM 4500-S-2 D								
Sulfide, Total	ND	mg/L	0.050	0.012	1		10/13/15 08:22	18496-25-8	
300.0 IC Anions 28 Days	Analytical Method: EPA 300.0								
Chloride	**287**	mg/L	20.0	10.0	20		10/16/15 00:19	16887-00-6	
Sulfate	**144**	mg/L	20.0	4.7	20		10/16/15 00:19	14808-79-8	
350.1 Ammonia	Analytical Method: EPA 350.1								
Nitrogen, Ammonia	ND	mg/L	0.10	0.046	1		10/14/15 14:32	7664-41-7	
353.2 Nitrogen, NO2/NO3 unpres	Analytical Method: EPA 353.2								
Nitrogen, Nitrate	**0.57**	mg/L	0.10	0.014	1		10/10/15 08:21		
Nitrogen, Nitrite	ND	mg/L	0.10	0.023	1		10/10/15 08:21		
Nitrogen, NO2 plus NO3	**0.57**	mg/L	0.10	0.014	1		10/10/15 08:21		
365.4 Total Phosphorus	Analytical Method: EPA 365.4								
Phosphorus as PO4	ND	mg/L	0.31		1		10/16/15 07:13		
Total Carbon Dioxide Calc	Analytical Method: SM 4500-CO2 D								
Carbon Dioxide Calculation	ND	mg/L	20.0	20.0	1		10/19/15 00:00		
5310C TOC	Analytical Method: SM 5310C								
Total Organic Carbon	ND	mg/L	1.0	0.46	1		10/15/15 13:36	7440-44-0	

REPORT OF LABORATORY ANALYSIS

This report shall not be reproduced, except in full,
without the written consent of Pace Analytical Services, Inc..

Pace Analytical Services, Inc.
9608 Loiret Blvd.
Lenexa, KS 66219
(913)599-5665

ANALYTICAL RESULTS

Project: Fort Smith, AR
Pace Project No.: 60204767

Sample: MW-85-201510 **Lab ID: 60204767027** Collected: 10/08/15 11:40 Received: 10/09/15 17:37 Matrix: Water

Parameters	Results	Units	Report Limit	MDL	DF	Prepared	Analyzed	CAS No.	Qual
Alcohol by Direct Inject GCFID	Analytical Method: EPA 8015 - Alcohol								
2-Chloroethanol	ND	ug/L	10000	1980	1		10/14/15 02:11	107-07-3	
6010 MET ICP	Analytical Method: EPA 6010 Preparation Method: EPA 3010								
Iron	**57.9**	ug/L	50.0	9.0	1	10/12/15 15:45	10/13/15 17:17	7439-89-6	
Manganese	**15.0**	ug/L	5.0	2.4	1	10/12/15 15:45	10/13/15 17:17	7439-96-5	
8260 MSV	Analytical Method: EPA 5030B/8260								
Acetone	**70.4**	ug/L	10.0	1.9	1		10/12/15 19:04	67-64-1	L1
Benzene	**0.28J**	ug/L	1.0	0.060	1		10/12/15 19:04	71-43-2	
Bromodichloromethane	**0.35J**	ug/L	1.0	0.19	1		10/12/15 19:04	75-27-4	
Bromoform	**5.3**	ug/L	1.0	0.070	1		10/12/15 19:04	75-25-2	
Bromomethane	**17.9**	ug/L	5.0	0.16	1		10/12/15 19:04	74-83-9	
2-Butanone (MEK)	**6.9J**	ug/L	10.0	0.59	1		10/12/15 19:04	78-93-3	
Carbon disulfide	**0.58J**	ug/L	5.0	0.12	1		10/12/15 19:04	75-15-0	
Carbon tetrachloride	ND	ug/L	1.0	0.18	1		10/12/15 19:04	56-23-5	
Chlorobenzene	ND	ug/L	1.0	0.21	1		10/12/15 19:04	108-90-7	
Chloroethane	ND	ug/L	1.0	0.15	1		10/12/15 19:04	75-00-3	
Chloroform	**19.9**	ug/L	1.0	0.14	1		10/12/15 19:04	67-66-3	
Chloromethane	**13.8**	ug/L	1.0	0.080	1		10/12/15 19:04	74-87-3	
Dibromochloromethane	**0.34J**	ug/L	1.0	0.21	1		10/12/15 19:04	124-48-1	
1,1-Dichloroethane	**1.3**	ug/L	1.0	0.050	1		10/12/15 19:04	75-34-3	
1,2-Dichloroethane	**0.34J**	ug/L	1.0	0.12	1		10/12/15 19:04	107-06-2	
1,1-Dichloroethene	**1.6**	ug/L	1.0	0.20	1		10/12/15 19:04	75-35-4	
cis-1,2-Dichloroethene	**52.6**	ug/L	1.0	0.080	1		10/12/15 19:04	156-59-2	
trans-1,2-Dichloroethene	**8.4**	ug/L	1.0	0.20	1		10/12/15 19:04	156-60-5	
1,2-Dichloropropane	ND	ug/L	1.0	0.16	1		10/12/15 19:04	78-87-5	
cis-1,3-Dichloropropene	ND	ug/L	1.0	0.14	1		10/12/15 19:04	10061-01-5	
trans-1,3-Dichloropropene	ND	ug/L	1.0	0.12	1		10/12/15 19:04	10061-02-6	
Ethylbenzene	ND	ug/L	1.0	0.18	1		10/12/15 19:04	100-41-4	
2-Hexanone	ND	ug/L	10.0	1.2	1		10/12/15 19:04	591-78-6	
Methylene chloride	**28.4**	ug/L	1.0	0.15	1		10/12/15 19:04	75-09-2	
4-Methyl-2-pentanone (MIBK)	**0.52J**	ug/L	10.0	0.42	1		10/12/15 19:04	108-10-1	
Styrene	ND	ug/L	1.0	0.12	1		10/12/15 19:04	100-42-5	
1,1,2,2-Tetrachloroethane	**25.0**	ug/L	1.0	0.15	1		10/12/15 19:04	79-34-5	
Tetrachloroethene	**8.6**	ug/L	1.0	0.10	1		10/12/15 19:04	127-18-4	
Toluene	ND	ug/L	1.0	0.17	1		10/12/15 19:04	108-88-3	
1,1,1-Trichloroethane	**107**	ug/L	1.0	0.11	1		10/12/15 19:04	71-55-6	
1,1,2-Trichloroethane	**2.1**	ug/L	1.0	0.20	1		10/12/15 19:04	79-00-5	
Trichloroethene	**12000**	ug/L	200	34.0	200		10/15/15 15:14	79-01-6	
Vinyl chloride	**1.8**	ug/L	1.0	0.13	1		10/12/15 19:04	75-01-4	
Xylene (Total)	ND	ug/L	3.0	0.42	1		10/12/15 19:04	1330-20-7	
Surrogates									
4-Bromofluorobenzene (S)	97	%	80-120		1		10/12/15 19:04	460-00-4	
1,2-Dichloroethane-d4 (S)	96	%	80-120		1		10/12/15 19:04	17060-07-0	
Toluene-d8 (S)	101	%	80-120		1		10/12/15 19:04	2037-26-5	
Preservation pH	**3.0**		0.10	0.10	1		10/12/15 19:04		

REPORT OF LABORATORY ANALYSIS

This report shall not be reproduced, except in full,
without the written consent of Pace Analytical Services, Inc..

Pace Analytical Services, Inc.
9608 Loiret Blvd.
Lenexa, KS 66219
(913)599-5665

ANALYTICAL RESULTS

Project: Fort Smith, AR
Pace Project No.: 60204767

Sample: MW-85-201510 **Lab ID: 60204767027** Collected: 10/08/15 11:40 Received: 10/09/15 17:37 Matrix: Water

Parameters	Results	Units	Report Limit	MDL	DF	Prepared	Analyzed	CAS No.	Qual
2320B Alkalinity	Analytical Method: SM 2320B								
Alkalinity,Bicarbonate (CaCO3)	**95.4**	mg/L	20.0	2.0	1		10/14/15 16:17		
Alkalinity, Carbonate (CaCO3)	ND	mg/L	20.0	2.0	1		10/14/15 16:17		
Alkalinity, Total as CaCO3	**95.4**	mg/L	20.0	2.0	1		10/14/15 16:17		
Iron, Ferric (Calculation)	Analytical Method: SM 3500-Fe B#4								
Iron, Ferric	ND	mg/L	0.20		1		10/15/15 00:00	7439-89-6	
4500H+ pH, Electrometric	Analytical Method: SM 4500-H+B								
pH at 25 Degrees C	**5.8**	Std. Units	0.10	0.10	1		10/08/15 20:00		H6
4500S2D Sulfide, Total	Analytical Method: SM 4500-S-2 D								
Sulfide, Total	ND	mg/L	0.050	0.012	1		10/13/15 08:22	18496-25-8	
300.0 IC Anions 28 Days	Analytical Method: EPA 300.0								
Chloride	**385**	mg/L	25.0	12.5	25		10/16/15 11:52	16887-00-6	
Sulfate	**1790**	mg/L	200	47.3	200		10/16/15 12:08	14808-79-8	
350.1 Ammonia	Analytical Method: EPA 350.1								
Nitrogen, Ammonia	**0.21**	mg/L	0.10	0.046	1		10/14/15 14:35	7664-41-7	
353.2 Nitrogen, NO2/NO3 unpres	Analytical Method: EPA 353.2								
Nitrogen, Nitrate	**1.1**	mg/L	0.10	0.014	1		10/10/15 09:11		
Nitrogen, Nitrite	ND	mg/L	0.10	0.023	1		10/10/15 09:11		
Nitrogen, NO2 plus NO3	**1.1**	mg/L	0.10	0.014	1		10/10/15 09:11		
365.4 Total Phosphorus	Analytical Method: EPA 365.4								
Phosphorus as PO4	ND	mg/L	0.31		1		10/16/15 07:14		
Total Carbon Dioxide Calc	Analytical Method: SM 4500-CO2 D								
Carbon Dioxide Calculation	**354**	mg/L	20.0	20.0	1		10/19/15 00:00		
5310C TOC	Analytical Method: SM 5310C								
Total Organic Carbon	**2.0**	mg/L	1.0	0.46	1		10/15/15 13:50	7440-44-0	

REPORT OF LABORATORY ANALYSIS

This report shall not be reproduced, except in full,
without the written consent of Pace Analytical Services, Inc..

Pace Analytical Services, Inc.
9608 Loiret Blvd.
Lenexa, KS 66219
(913)599-5665

ANALYTICAL RESULTS

Project: Fort Smith, AR
Pace Project No.: 60204767

Sample: ITMW-18-201510 **Lab ID: 60204767028** Collected: 10/08/15 16:35 Received: 10/09/15 17:37 Matrix: Water

Parameters	Results	Units	Report Limit	MDL	DF	Prepared	Analyzed	CAS No.	Qual
Alcohol by Direct Inject GCFID	Analytical Method: EPA 8015 - Alcohol								
2-Chloroethanol	ND	ug/L	10000	1980	1		10/14/15 02:23	107-07-3	
6010 MET ICP	Analytical Method: EPA 6010 Preparation Method: EPA 3010								
Iron	**35.0J**	ug/L	50.0	9.0	1	10/12/15 15:45	10/13/15 17:20	7439-89-6	
Manganese	**5.0J**	ug/L	5.0	2.4	1	10/12/15 15:45	10/13/15 17:20	7439-96-5	
8260 MSV	Analytical Method: EPA 5030B/8260								
Acetone	**15.5**	ug/L	10.0	1.9	1		10/15/15 11:36	67-64-1	
Benzene	ND	ug/L	1.0	0.060	1		10/15/15 11:36	71-43-2	
Bromodichloromethane	ND	ug/L	1.0	0.19	1		10/15/15 11:36	75-27-4	
Bromoform	**0.86J**	ug/L	1.0	0.070	1		10/15/15 11:36	75-25-2	
Bromomethane	**11.4**	ug/L	5.0	0.16	1		10/15/15 11:36	74-83-9	
2-Butanone (MEK)	ND	ug/L	10.0	0.59	1		10/15/15 11:36	78-93-3	
Carbon disulfide	ND	ug/L	5.0	0.12	1		10/15/15 11:36	75-15-0	
Carbon tetrachloride	ND	ug/L	1.0	0.18	1		10/15/15 11:36	56-23-5	
Chlorobenzene	ND	ug/L	1.0	0.21	1		10/15/15 11:36	108-90-7	
Chloroethane	ND	ug/L	1.0	0.15	1		10/15/15 11:36	75-00-3	
Chloroform	ND	ug/L	1.0	0.14	1		10/15/15 11:36	67-66-3	
Chloromethane	**7.8**	ug/L	1.0	0.080	1		10/15/15 11:36	74-87-3	
Dibromochloromethane	ND	ug/L	1.0	0.21	1		10/15/15 11:36	124-48-1	
1,1-Dichloroethane	ND	ug/L	1.0	0.050	1		10/15/15 11:36	75-34-3	
1,2-Dichloroethane	ND	ug/L	1.0	0.12	1		10/15/15 11:36	107-06-2	
1,1-Dichloroethene	ND	ug/L	1.0	0.20	1		10/15/15 11:36	75-35-4	
cis-1,2-Dichloroethene	**0.40J**	ug/L	1.0	0.080	1		10/15/15 11:36	156-59-2	
trans-1,2-Dichloroethene	ND	ug/L	1.0	0.20	1		10/15/15 11:36	156-60-5	
1,2-Dichloropropane	ND	ug/L	1.0	0.16	1		10/15/15 11:36	78-87-5	
cis-1,3-Dichloropropene	ND	ug/L	1.0	0.14	1		10/15/15 11:36	10061-01-5	
trans-1,3-Dichloropropene	ND	ug/L	1.0	0.12	1		10/15/15 11:36	10061-02-6	
Ethylbenzene	ND	ug/L	1.0	0.18	1		10/15/15 11:36	100-41-4	
2-Hexanone	ND	ug/L	10.0	1.2	1		10/15/15 11:36	591-78-6	
Methylene chloride	**0.48J**	ug/L	1.0	0.15	1		10/15/15 11:36	75-09-2	B
4-Methyl-2-pentanone (MIBK)	ND	ug/L	10.0	0.42	1		10/15/15 11:36	108-10-1	
Styrene	ND	ug/L	1.0	0.12	1		10/15/15 11:36	100-42-5	
1,1,2,2-Tetrachloroethane	ND	ug/L	1.0	0.15	1		10/15/15 11:36	79-34-5	
Tetrachloroethene	ND	ug/L	1.0	0.10	1		10/15/15 11:36	127-18-4	
Toluene	ND	ug/L	1.0	0.17	1		10/15/15 11:36	108-88-3	
1,1,1-Trichloroethane	ND	ug/L	1.0	0.11	1		10/15/15 11:36	71-55-6	
1,1,2-Trichloroethane	ND	ug/L	1.0	0.20	1		10/15/15 11:36	79-00-5	
Trichloroethene	**12.9**	ug/L	1.0	0.17	1		10/15/15 11:36	79-01-6	
Vinyl chloride	ND	ug/L	1.0	0.13	1		10/15/15 11:36	75-01-4	
Xylene (Total)	ND	ug/L	3.0	0.42	1		10/15/15 11:36	1330-20-7	
Surrogates									
4-Bromofluorobenzene (S)	100	%	80-120		1		10/15/15 11:36	460-00-4	
1,2-Dichloroethane-d4 (S)	100	%	80-120		1		10/15/15 11:36	17060-07-0	
Toluene-d8 (S)	100	%	80-120		1		10/15/15 11:36	2037-26-5	
Preservation pH	**1.0**		0.10	0.10	1		10/15/15 11:36		

REPORT OF LABORATORY ANALYSIS

This report shall not be reproduced, except in full,
without the written consent of Pace Analytical Services, Inc..

Pace Analytical Services, Inc.
9608 Loiret Blvd.
Lenexa, KS 66219
(913)599-5665

ANALYTICAL RESULTS

Project: Fort Smith, AR
Pace Project No.: 60204767

Sample: ITMW-18-201510 **Lab ID: 60204767028** Collected: 10/08/15 16:35 Received: 10/09/15 17:37 Matrix: Water

Parameters	Results	Units	Report Limit	MDL	DF	Prepared	Analyzed	CAS No.	Qual
2320B Alkalinity	Analytical Method: SM 2320B								
Alkalinity,Bicarbonate (CaCO3)	**51.0**	mg/L	20.0	2.0	1		10/14/15 16:19		
Alkalinity, Carbonate (CaCO3)	ND	mg/L	20.0	2.0	1		10/14/15 16:19		
Alkalinity, Total as CaCO3	**51.0**	mg/L	20.0	2.0	1		10/14/15 16:19		
Iron, Ferric (Calculation)	Analytical Method: SM 3500-Fe B#4								
Iron, Ferric	ND	mg/L	0.20		1		10/15/15 00:00	7439-89-6	
4500H+ pH, Electrometric	Analytical Method: SM 4500-H+B								
pH at 25 Degrees C	**5.4**	Std. Units	0.10	0.10	1		10/07/15 00:00		H6
4500S2D Sulfide, Total	Analytical Method: SM 4500-S-2 D								
Sulfide, Total	ND	mg/L	0.050	0.012	1		10/13/15 08:22	18496-25-8	
300.0 IC Anions 28 Days	Analytical Method: EPA 300.0								
Chloride	**113**	mg/L	20.0	10.0	20		10/16/15 01:36	16887-00-6	
Sulfate	**1610**	mg/L	200	47.3	200		10/16/15 12:23	14808-79-8	
350.1 Ammonia	Analytical Method: EPA 350.1								
Nitrogen, Ammonia	**0.23**	mg/L	0.10	0.046	1		10/14/15 14:36	7664-41-7	
353.2 Nitrogen, NO2/NO3 unpres	Analytical Method: EPA 353.2								
Nitrogen, Nitrate	**3.4**	mg/L	0.10	0.014	1		10/10/15 09:23		
Nitrogen, Nitrite	ND	mg/L	0.10	0.023	1		10/10/15 09:23		
Nitrogen, NO2 plus NO3	**3.4**	mg/L	0.10	0.014	1		10/10/15 09:23		
365.4 Total Phosphorus	Analytical Method: EPA 365.4								
Phosphorus as PO4	ND	mg/L	0.31		1		10/16/15 07:17		
Total Carbon Dioxide Calc	Analytical Method: SM 4500-CO2 D								
Carbon Dioxide Calculation	**415**	mg/L	20.0	20.0	1		10/19/15 00:00		
5310C TOC	Analytical Method: SM 5310C								
Total Organic Carbon	ND	mg/L	1.0	0.46	1		10/15/15 14:03	7440-44-0	

REPORT OF LABORATORY ANALYSIS

This report shall not be reproduced, except in full,
without the written consent of Pace Analytical Services, Inc..

Pace Analytical Services, Inc.
9608 Loiret Blvd.
Lenexa, KS 66219
(913)599-5665

ANALYTICAL RESULTS

Project: Fort Smith, AR
Pace Project No.: 60204767

Sample: DUP-06-201510 **Lab ID: 60204767029** Collected: 10/08/15 16:35 Received: 10/09/15 17:37 Matrix: Water

Parameters	Results	Units	Report Limit	MDL	DF	Prepared	Analyzed	CAS No.	Qual
8260 MSV	Analytical Method: EPA 5030B/8260								
Acetone	**12.7**	ug/L	10.0	1.9	1		10/15/15 15:29	67-64-1	
Benzene	ND	ug/L	1.0	0.060	1		10/15/15 15:29	71-43-2	
Bromodichloromethane	ND	ug/L	1.0	0.19	1		10/15/15 15:29	75-27-4	
Bromoform	**0.70J**	ug/L	1.0	0.070	1		10/15/15 15:29	75-25-2	
Bromomethane	**13.6**	ug/L	5.0	0.16	1		10/15/15 15:29	74-83-9	
2-Butanone (MEK)	ND	ug/L	10.0	0.59	1		10/15/15 15:29	78-93-3	
Carbon disulfide	ND	ug/L	5.0	0.12	1		10/15/15 15:29	75-15-0	
Carbon tetrachloride	ND	ug/L	1.0	0.18	1		10/15/15 15:29	56-23-5	
Chlorobenzene	ND	ug/L	1.0	0.21	1		10/15/15 15:29	108-90-7	
Chloroethane	ND	ug/L	1.0	0.15	1		10/15/15 15:29	75-00-3	
Chloroform	**0.21J**	ug/L	1.0	0.14	1		10/15/15 15:29	67-66-3	
Chloromethane	**6.2**	ug/L	1.0	0.080	1		10/15/15 15:29	74-87-3	
Dibromochloromethane	ND	ug/L	1.0	0.21	1		10/15/15 15:29	124-48-1	
1,1-Dichloroethane	ND	ug/L	1.0	0.050	1		10/15/15 15:29	75-34-3	
1,2-Dichloroethane	ND	ug/L	1.0	0.12	1		10/15/15 15:29	107-06-2	
1,1-Dichloroethene	ND	ug/L	1.0	0.20	1		10/15/15 15:29	75-35-4	
cis-1,2-Dichloroethene	**0.41J**	ug/L	1.0	0.080	1		10/15/15 15:29	156-59-2	
trans-1,2-Dichloroethene	ND	ug/L	1.0	0.20	1		10/15/15 15:29	156-60-5	
1,2-Dichloropropane	ND	ug/L	1.0	0.16	1		10/15/15 15:29	78-87-5	
cis-1,3-Dichloropropene	ND	ug/L	1.0	0.14	1		10/15/15 15:29	10061-01-5	
trans-1,3-Dichloropropene	ND	ug/L	1.0	0.12	1		10/15/15 15:29	10061-02-6	
Ethylbenzene	ND	ug/L	1.0	0.18	1		10/15/15 15:29	100-41-4	
2-Hexanone	ND	ug/L	10.0	1.2	1		10/15/15 15:29	591-78-6	
Methylene chloride	ND	ug/L	1.0	0.15	1		10/15/15 15:29	75-09-2	
4-Methyl-2-pentanone (MIBK)	ND	ug/L	10.0	0.42	1		10/15/15 15:29	108-10-1	
Styrene	ND	ug/L	1.0	0.12	1		10/15/15 15:29	100-42-5	
1,1,2,2-Tetrachloroethane	ND	ug/L	1.0	0.15	1		10/15/15 15:29	79-34-5	
Tetrachloroethene	ND	ug/L	1.0	0.10	1		10/15/15 15:29	127-18-4	
Toluene	ND	ug/L	1.0	0.17	1		10/15/15 15:29	108-88-3	
1,1,1-Trichloroethane	ND	ug/L	1.0	0.11	1		10/15/15 15:29	71-55-6	
1,1,2-Trichloroethane	ND	ug/L	1.0	0.20	1		10/15/15 15:29	79-00-5	
Trichloroethene	**12.4**	ug/L	1.0	0.17	1		10/15/15 15:29	79-01-6	
Vinyl chloride	ND	ug/L	1.0	0.13	1		10/15/15 15:29	75-01-4	
Xylene (Total)	ND	ug/L	3.0	0.42	1		10/15/15 15:29	1330-20-7	
Surrogates									
4-Bromofluorobenzene (S)	99	%	80-120		1		10/15/15 15:29	460-00-4	
1,2-Dichloroethane-d4 (S)	101	%	80-120		1		10/15/15 15:29	17060-07-0	
Toluene-d8 (S)	103	%	80-120		1		10/15/15 15:29	2037-26-5	
Preservation pH	**3.0**		0.10	0.10	1		10/15/15 15:29		

REPORT OF LABORATORY ANALYSIS

This report shall not be reproduced, except in full,
without the written consent of Pace Analytical Services, Inc..

Pace Analytical Services, Inc.
9608 Loiret Blvd.
Lenexa, KS 66219
(913)599-5665

ANALYTICAL RESULTS

Project: Fort Smith, AR
Pace Project No.: 60204767

Sample: TB-24-201510 **Lab ID: 60204767030** Collected: 10/08/15 08:00 Received: 10/09/15 17:37 Matrix: Water

Parameters	Results	Units	Report Limit	MDL	DF	Prepared	Analyzed	CAS No.	Qual
8260 MSV	Analytical Method: EPA 5030B/8260								
Acetone	ND	ug/L	10.0	1.9	1		10/15/15 20:59	67-64-1	
Benzene	ND	ug/L	1.0	0.060	1		10/15/15 20:59	71-43-2	
Bromodichloromethane	ND	ug/L	1.0	0.19	1		10/15/15 20:59	75-27-4	
Bromoform	ND	ug/L	1.0	0.070	1		10/15/15 20:59	75-25-2	
Bromomethane	ND	ug/L	5.0	0.16	1		10/15/15 20:59	74-83-9	
2-Butanone (MEK)	ND	ug/L	10.0	0.59	1		10/15/15 20:59	78-93-3	
Carbon disulfide	ND	ug/L	5.0	0.12	1		10/15/15 20:59	75-15-0	
Carbon tetrachloride	ND	ug/L	1.0	0.18	1		10/15/15 20:59	56-23-5	
Chlorobenzene	ND	ug/L	1.0	0.21	1		10/15/15 20:59	108-90-7	
Chloroethane	ND	ug/L	1.0	0.15	1		10/15/15 20:59	75-00-3	
Chloroform	ND	ug/L	1.0	0.14	1		10/15/15 20:59	67-66-3	
Chloromethane	ND	ug/L	1.0	0.080	1		10/15/15 20:59	74-87-3	
Dibromochloromethane	ND	ug/L	1.0	0.21	1		10/15/15 20:59	124-48-1	
1,1-Dichloroethane	ND	ug/L	1.0	0.050	1		10/15/15 20:59	75-34-3	
1,2-Dichloroethane	ND	ug/L	1.0	0.12	1		10/15/15 20:59	107-06-2	
1,1-Dichloroethene	ND	ug/L	1.0	0.20	1		10/15/15 20:59	75-35-4	
cis-1,2-Dichloroethene	ND	ug/L	1.0	0.080	1		10/15/15 20:59	156-59-2	
trans-1,2-Dichloroethene	ND	ug/L	1.0	0.20	1		10/15/15 20:59	156-60-5	
1,2-Dichloropropane	ND	ug/L	1.0	0.16	1		10/15/15 20:59	78-87-5	
cis-1,3-Dichloropropene	ND	ug/L	1.0	0.14	1		10/15/15 20:59	10061-01-5	
trans-1,3-Dichloropropene	ND	ug/L	1.0	0.12	1		10/15/15 20:59	10061-02-6	
Ethylbenzene	ND	ug/L	1.0	0.18	1		10/15/15 20:59	100-41-4	
2-Hexanone	ND	ug/L	10.0	1.2	1		10/15/15 20:59	591-78-6	
Methylene chloride	**0.31J**	ug/L	1.0	0.15	1		10/15/15 20:59	75-09-2	B
4-Methyl-2-pentanone (MIBK)	ND	ug/L	10.0	0.42	1		10/15/15 20:59	108-10-1	
Styrene	ND	ug/L	1.0	0.12	1		10/15/15 20:59	100-42-5	
1,1,2,2-Tetrachloroethane	ND	ug/L	1.0	0.15	1		10/15/15 20:59	79-34-5	
Tetrachloroethene	ND	ug/L	1.0	0.10	1		10/15/15 20:59	127-18-4	
Toluene	ND	ug/L	1.0	0.17	1		10/15/15 20:59	108-88-3	
1,1,1-Trichloroethane	ND	ug/L	1.0	0.11	1		10/15/15 20:59	71-55-6	
1,1,2-Trichloroethane	ND	ug/L	1.0	0.20	1		10/15/15 20:59	79-00-5	
Trichloroethene	ND	ug/L	1.0	0.17	1		10/15/15 20:59	79-01-6	
Vinyl chloride	ND	ug/L	1.0	0.13	1		10/15/15 20:59	75-01-4	
Xylene (Total)	ND	ug/L	3.0	0.42	1		10/15/15 20:59	1330-20-7	
Surrogates									
4-Bromofluorobenzene (S)	98	%	80-120		1		10/15/15 20:59	460-00-4	
1,2-Dichloroethane-d4 (S)	94	%	80-120		1		10/15/15 20:59	17060-07-0	
Toluene-d8 (S)	100	%	80-120		1		10/15/15 20:59	2037-26-5	
Preservation pH	**1.0**		0.10	0.10	1		10/15/15 20:59		

REPORT OF LABORATORY ANALYSIS

This report shall not be reproduced, except in full,
without the written consent of Pace Analytical Services, Inc..

Pace Analytical Services, Inc.
9608 Loiret Blvd.
Lenexa, KS 66219
(913)599-5665

ANALYTICAL RESULTS

Project: Fort Smith, AR
Pace Project No.: 60204767

Sample: MW-34R-201510 **Lab ID: 60204767031** Collected: 10/08/15 16:45 Received: 10/09/15 17:37 Matrix: Water

Parameters	Results	Units	Report Limit	MDL	DF	Prepared	Analyzed	CAS No.	Qual
Alcohol by Direct Inject GCFID	Analytical Method: EPA 8015 - Alcohol								
2-Chloroethanol	ND	ug/L	10000	1980	1		10/14/15 02:34	107-07-3	
6010 MET ICP	Analytical Method: EPA 6010 Preparation Method: EPA 3010								
Iron	**5500**	ug/L	50.0	9.0	1	10/12/15 15:45	10/13/15 17:26	7439-89-6	
Manganese	**4090**	ug/L	5.0	2.4	1	10/12/15 15:45	10/13/15 17:26	7439-96-5	
8260 MSV	Analytical Method: EPA 5030B/8260								
Acetone	**15.6**	ug/L	10.0	1.9	1		10/15/15 15:44	67-64-1	
Benzene	**0.22J**	ug/L	1.0	0.060	1		10/15/15 15:44	71-43-2	
Bromodichloromethane	ND	ug/L	1.0	0.19	1		10/15/15 15:44	75-27-4	
Bromoform	**10.8**	ug/L	1.0	0.070	1		10/15/15 15:44	75-25-2	
Bromomethane	**1.5J**	ug/L	5.0	0.16	1		10/15/15 15:44	74-83-9	
2-Butanone (MEK)	**1.1J**	ug/L	10.0	0.59	1		10/15/15 15:44	78-93-3	
Carbon disulfide	**8.4**	ug/L	5.0	0.12	1		10/15/15 15:44	75-15-0	
Carbon tetrachloride	ND	ug/L	1.0	0.18	1		10/15/15 15:44	56-23-5	
Chlorobenzene	ND	ug/L	1.0	0.21	1		10/15/15 15:44	108-90-7	
Chloroethane	ND	ug/L	1.0	0.15	1		10/15/15 15:44	75-00-3	
Chloroform	**0.20J**	ug/L	1.0	0.14	1		10/15/15 15:44	67-66-3	
Chloromethane	**1.9**	ug/L	1.0	0.080	1		10/15/15 15:44	74-87-3	
Dibromochloromethane	**0.60J**	ug/L	1.0	0.21	1		10/15/15 15:44	124-48-1	
1,1-Dichloroethane	ND	ug/L	1.0	0.050	1		10/15/15 15:44	75-34-3	
1,2-Dichloroethane	ND	ug/L	1.0	0.12	1		10/15/15 15:44	107-06-2	
1,1-Dichloroethene	ND	ug/L	1.0	0.20	1		10/15/15 15:44	75-35-4	
cis-1,2-Dichloroethene	**0.16J**	ug/L	1.0	0.080	1		10/15/15 15:44	156-59-2	
trans-1,2-Dichloroethene	ND	ug/L	1.0	0.20	1		10/15/15 15:44	156-60-5	
1,2-Dichloropropane	ND	ug/L	1.0	0.16	1		10/15/15 15:44	78-87-5	
cis-1,3-Dichloropropene	ND	ug/L	1.0	0.14	1		10/15/15 15:44	10061-01-5	
trans-1,3-Dichloropropene	ND	ug/L	1.0	0.12	1		10/15/15 15:44	10061-02-6	
Ethylbenzene	ND	ug/L	1.0	0.18	1		10/15/15 15:44	100-41-4	
2-Hexanone	ND	ug/L	10.0	1.2	1		10/15/15 15:44	591-78-6	
Methylene chloride	ND	ug/L	1.0	0.15	1		10/15/15 15:44	75-09-2	
4-Methyl-2-pentanone (MIBK)	ND	ug/L	10.0	0.42	1		10/15/15 15:44	108-10-1	
Styrene	ND	ug/L	1.0	0.12	1		10/15/15 15:44	100-42-5	
1,1,2,2-Tetrachloroethane	ND	ug/L	1.0	0.15	1		10/15/15 15:44	79-34-5	
Tetrachloroethene	ND	ug/L	1.0	0.10	1		10/15/15 15:44	127-18-4	
Toluene	ND	ug/L	1.0	0.17	1		10/15/15 15:44	108-88-3	
1,1,1-Trichloroethane	ND	ug/L	1.0	0.11	1		10/15/15 15:44	71-55-6	
1,1,2-Trichloroethane	ND	ug/L	1.0	0.20	1		10/15/15 15:44	79-00-5	
Trichloroethene	**4.5**	ug/L	1.0	0.17	1		10/15/15 15:44	79-01-6	
Vinyl chloride	ND	ug/L	1.0	0.13	1		10/15/15 15:44	75-01-4	
Xylene (Total)	ND	ug/L	3.0	0.42	1		10/15/15 15:44	1330-20-7	
Surrogates									
4-Bromofluorobenzene (S)	101	%	80-120		1		10/15/15 15:44	460-00-4	
1,2-Dichloroethane-d4 (S)	100	%	80-120		1		10/15/15 15:44	17060-07-0	
Toluene-d8 (S)	104	%	80-120		1		10/15/15 15:44	2037-26-5	
Preservation pH	**3.0**		0.10	0.10	1		10/15/15 15:44		

REPORT OF LABORATORY ANALYSIS

This report shall not be reproduced, except in full,
without the written consent of Pace Analytical Services, Inc..

Pace Analytical Services, Inc.
9608 Loiret Blvd.
Lenexa, KS 66219
(913)599-5665

ANALYTICAL RESULTS

Project: Fort Smith, AR
Pace Project No.: 60204767

Sample: MW-34R-201510 **Lab ID: 60204767031** Collected: 10/08/15 16:45 Received: 10/09/15 17:37 Matrix: Water

Parameters	Results	Units	Report Limit	MDL	DF	Prepared	Analyzed	CAS No.	Qual
2320B Alkalinity	Analytical Method: SM 2320B								
Alkalinity,Bicarbonate (CaCO3)	**16.5J**	mg/L	20.0	2.0	1		10/14/15 16:24		
Alkalinity, Carbonate (CaCO3)	ND	mg/L	20.0	2.0	1		10/14/15 16:24		
Alkalinity, Total as CaCO3	**16.5J**	mg/L	20.0	2.0	1		10/14/15 16:24		
Iron, Ferric (Calculation)	Analytical Method: SM 3500-Fe B#4								
Iron, Ferric	**5.5**	mg/L	0.20		1		10/15/15 00:00	7439-89-6	
4500H+ pH, Electrometric	Analytical Method: SM 4500-H+B								
pH at 25 Degrees C	**5.1**	Std. Units	0.10	0.10	1		10/07/15 00:00		H6
4500S2D Sulfide, Total	Analytical Method: SM 4500-S-2 D								
Sulfide, Total	ND	mg/L	0.050	0.012	1		10/13/15 08:23	18496-25-8	
300.0 IC Anions 28 Days	Analytical Method: EPA 300.0								
Chloride	**205**	mg/L	20.0	10.0	20		10/16/15 01:52	16887-00-6	
Sulfate	**288**	mg/L	20.0	4.7	20		10/16/15 01:52	14808-79-8	
350.1 Ammonia	Analytical Method: EPA 350.1								
Nitrogen, Ammonia	ND	mg/L	0.10	0.046	1		10/14/15 14:38	7664-41-7	
353.2 Nitrogen, NO2/NO3 unpres	Analytical Method: EPA 353.2								
Nitrogen, Nitrate	**0.25**	mg/L	0.10	0.014	1		10/10/15 09:24		
Nitrogen, Nitrite	ND	mg/L	0.10	0.023	1		10/10/15 09:24		
Nitrogen, NO2 plus NO3	**0.25**	mg/L	0.10	0.014	1		10/10/15 09:24		
365.4 Total Phosphorus	Analytical Method: EPA 365.4								
Phosphorus as PO4	ND	mg/L	0.31		1		10/16/15 07:18		
Total Carbon Dioxide Calc	Analytical Method: SM 4500-CO2 D								
Carbon Dioxide Calculation	ND	mg/L	20.0	20.0	1		10/19/15 00:00		
5310C TOC	Analytical Method: SM 5310C								
Total Organic Carbon	**0.50J**	mg/L	1.0	0.46	1		10/15/15 14:16	7440-44-0	

REPORT OF LABORATORY ANALYSIS

This report shall not be reproduced, except in full,
without the written consent of Pace Analytical Services, Inc..

Pace Analytical Services, Inc.
9608 Loiret Blvd.
Lenexa, KS 66219
(913)599-5665

ANALYTICAL RESULTS

Project: Fort Smith, AR
Pace Project No.: 60204767

Sample: EB-07-201510 **Lab ID: 60204767032** Collected: 10/08/15 17:50 Received: 10/09/15 17:37 Matrix: Water

Parameters	Results	Units	Report Limit	MDL	DF	Prepared	Analyzed	CAS No.	Qual
8260 MSV	Analytical Method: EPA 5030B/8260								
Acetone	**5.2J**	ug/L	10.0	1.9	1		10/15/15 21:28	67-64-1	
Benzene	ND	ug/L	1.0	0.060	1		10/15/15 21:28	71-43-2	
Bromodichloromethane	ND	ug/L	1.0	0.19	1		10/15/15 21:28	75-27-4	
Bromoform	ND	ug/L	1.0	0.070	1		10/15/15 21:28	75-25-2	
Bromomethane	ND	ug/L	5.0	0.16	1		10/15/15 21:28	74-83-9	
2-Butanone (MEK)	ND	ug/L	10.0	0.59	1		10/15/15 21:28	78-93-3	
Carbon disulfide	ND	ug/L	5.0	0.12	1		10/15/15 21:28	75-15-0	
Carbon tetrachloride	ND	ug/L	1.0	0.18	1		10/15/15 21:28	56-23-5	
Chlorobenzene	ND	ug/L	1.0	0.21	1		10/15/15 21:28	108-90-7	
Chloroethane	ND	ug/L	1.0	0.15	1		10/15/15 21:28	75-00-3	
Chloroform	ND	ug/L	1.0	0.14	1		10/15/15 21:28	67-66-3	
Chloromethane	ND	ug/L	1.0	0.080	1		10/15/15 21:28	74-87-3	
Dibromochloromethane	ND	ug/L	1.0	0.21	1		10/15/15 21:28	124-48-1	
1,1-Dichloroethane	ND	ug/L	1.0	0.050	1		10/15/15 21:28	75-34-3	
1,2-Dichloroethane	ND	ug/L	1.0	0.12	1		10/15/15 21:28	107-06-2	
1,1-Dichloroethene	ND	ug/L	1.0	0.20	1		10/15/15 21:28	75-35-4	
cis-1,2-Dichloroethene	ND	ug/L	1.0	0.080	1		10/15/15 21:28	156-59-2	
trans-1,2-Dichloroethene	ND	ug/L	1.0	0.20	1		10/15/15 21:28	156-60-5	
1,2-Dichloropropane	ND	ug/L	1.0	0.16	1		10/15/15 21:28	78-87-5	
cis-1,3-Dichloropropene	ND	ug/L	1.0	0.14	1		10/15/15 21:28	10061-01-5	
trans-1,3-Dichloropropene	ND	ug/L	1.0	0.12	1		10/15/15 21:28	10061-02-6	
Ethylbenzene	ND	ug/L	1.0	0.18	1		10/15/15 21:28	100-41-4	
2-Hexanone	ND	ug/L	10.0	1.2	1		10/15/15 21:28	591-78-6	
Methylene chloride	**0.24J**	ug/L	1.0	0.15	1		10/15/15 21:28	75-09-2	B
4-Methyl-2-pentanone (MIBK)	ND	ug/L	10.0	0.42	1		10/15/15 21:28	108-10-1	
Styrene	ND	ug/L	1.0	0.12	1		10/15/15 21:28	100-42-5	
1,1,2,2-Tetrachloroethane	ND	ug/L	1.0	0.15	1		10/15/15 21:28	79-34-5	
Tetrachloroethene	ND	ug/L	1.0	0.10	1		10/15/15 21:28	127-18-4	
Toluene	ND	ug/L	1.0	0.17	1		10/15/15 21:28	108-88-3	
1,1,1-Trichloroethane	ND	ug/L	1.0	0.11	1		10/15/15 21:28	71-55-6	
1,1,2-Trichloroethane	ND	ug/L	1.0	0.20	1		10/15/15 21:28	79-00-5	
Trichloroethene	ND	ug/L	1.0	0.17	1		10/15/15 21:28	79-01-6	
Vinyl chloride	ND	ug/L	1.0	0.13	1		10/15/15 21:28	75-01-4	
Xylene (Total)	ND	ug/L	3.0	0.42	1		10/15/15 21:28	1330-20-7	
Surrogates									
4-Bromofluorobenzene (S)	99	%	80-120		1		10/15/15 21:28	460-00-4	
1,2-Dichloroethane-d4 (S)	97	%	80-120		1		10/15/15 21:28	17060-07-0	
Toluene-d8 (S)	100	%	80-120		1		10/15/15 21:28	2037-26-5	
Preservation pH	**1.0**		0.10	0.10	1		10/15/15 21:28		

REPORT OF LABORATORY ANALYSIS

This report shall not be reproduced, except in full,
without the written consent of Pace Analytical Services, Inc..

Pace Analytical Services, Inc.
9608 Loiret Blvd.
Lenexa, KS 66219
(913)599-5665

ANALYTICAL RESULTS

Project: Fort Smith, AR
Pace Project No.: 60204767

Sample: MW-92-201510 **Lab ID: 60204767033** Collected: 10/08/15 08:53 Received: 10/09/15 17:37 Matrix: Water

Parameters	Results	Units	Report Limit	MDL	DF	Prepared	Analyzed	CAS No.	Qual
Alcohol by Direct Inject GCFID	Analytical Method: EPA 8015 - Alcohol								
2-Chloroethanol	ND	ug/L	10000	1980	1		10/14/15 02:45	107-07-3	
6010 MET ICP	Analytical Method: EPA 6010 Preparation Method: EPA 3010								
Iron	**225**	ug/L	50.0	9.0	1	10/12/15 15:45	10/13/15 17:37	7439-89-6	
Manganese	**119**	ug/L	5.0	2.4	1	10/12/15 15:45	10/13/15 17:37	7439-96-5	
8260 MSV	Analytical Method: EPA 5030B/8260								
Acetone	**3.9J**	ug/L	10.0	1.9	1		10/15/15 16:59	67-64-1	
Benzene	ND	ug/L	1.0	0.060	1		10/15/15 16:59	71-43-2	
Bromodichloromethane	**0.23J**	ug/L	1.0	0.19	1		10/15/15 16:59	75-27-4	
Bromoform	**2.3**	ug/L	1.0	0.070	1		10/15/15 16:59	75-25-2	
Bromomethane	**2.9J**	ug/L	5.0	0.16	1		10/15/15 16:59	74-83-9	
2-Butanone (MEK)	ND	ug/L	10.0	0.59	1		10/15/15 16:59	78-93-3	
Carbon disulfide	**0.43J**	ug/L	5.0	0.12	1		10/15/15 16:59	75-15-0	
Carbon tetrachloride	ND	ug/L	1.0	0.18	1		10/15/15 16:59	56-23-5	
Chlorobenzene	ND	ug/L	1.0	0.21	1		10/15/15 16:59	108-90-7	
Chloroethane	ND	ug/L	1.0	0.15	1		10/15/15 16:59	75-00-3	
Chloroform	**1.0**	ug/L	1.0	0.14	1		10/15/15 16:59	67-66-3	
Chloromethane	**18.5**	ug/L	1.0	0.080	1		10/15/15 16:59	74-87-3	
Dibromochloromethane	ND	ug/L	1.0	0.21	1		10/15/15 16:59	124-48-1	
1,1-Dichloroethane	ND	ug/L	1.0	0.050	1		10/15/15 16:59	75-34-3	
1,2-Dichloroethane	ND	ug/L	1.0	0.12	1		10/15/15 16:59	107-06-2	
1,1-Dichloroethene	**0.45J**	ug/L	1.0	0.20	1		10/15/15 16:59	75-35-4	
cis-1,2-Dichloroethene	**10.8**	ug/L	1.0	0.080	1		10/15/15 16:59	156-59-2	
trans-1,2-Dichloroethene	**1.5**	ug/L	1.0	0.20	1		10/15/15 16:59	156-60-5	
1,2-Dichloropropane	ND	ug/L	1.0	0.16	1		10/15/15 16:59	78-87-5	
cis-1,3-Dichloropropene	ND	ug/L	1.0	0.14	1		10/15/15 16:59	10061-01-5	
trans-1,3-Dichloropropene	ND	ug/L	1.0	0.12	1		10/15/15 16:59	10061-02-6	
Ethylbenzene	ND	ug/L	1.0	0.18	1		10/15/15 16:59	100-41-4	
2-Hexanone	ND	ug/L	10.0	1.2	1		10/15/15 16:59	591-78-6	
Methylene chloride	ND	ug/L	1.0	0.15	1		10/15/15 16:59	75-09-2	
4-Methyl-2-pentanone (MIBK)	ND	ug/L	10.0	0.42	1		10/15/15 16:59	108-10-1	
Styrene	ND	ug/L	1.0	0.12	1		10/15/15 16:59	100-42-5	
1,1,2,2-Tetrachloroethane	ND	ug/L	1.0	0.15	1		10/15/15 16:59	79-34-5	
Tetrachloroethene	**0.54J**	ug/L	1.0	0.10	1		10/15/15 16:59	127-18-4	
Toluene	ND	ug/L	1.0	0.17	1		10/15/15 16:59	108-88-3	
1,1,1-Trichloroethane	**2.0**	ug/L	1.0	0.11	1		10/15/15 16:59	71-55-6	
1,1,2-Trichloroethane	ND	ug/L	1.0	0.20	1		10/15/15 16:59	79-00-5	
Trichloroethene	**1400**	ug/L	20.0	3.4	20		10/15/15 17:14	79-01-6	
Vinyl chloride	**1.4**	ug/L	1.0	0.13	1		10/15/15 16:59	75-01-4	
Xylene (Total)	ND	ug/L	3.0	0.42	1		10/15/15 16:59	1330-20-7	
Surrogates									
4-Bromofluorobenzene (S)	101	%	80-120		1		10/15/15 16:59	460-00-4	
1,2-Dichloroethane-d4 (S)	102	%	80-120		1		10/15/15 16:59	17060-07-0	
Toluene-d8 (S)	104	%	80-120		1		10/15/15 16:59	2037-26-5	
Preservation pH	**3.0**		0.10	0.10	1		10/15/15 16:59		

REPORT OF LABORATORY ANALYSIS

This report shall not be reproduced, except in full,
without the written consent of Pace Analytical Services, Inc..

Pace Analytical Services, Inc.
9608 Loiret Blvd.
Lenexa, KS 66219
(913)599-5665

ANALYTICAL RESULTS

Project: Fort Smith, AR
Pace Project No.: 60204767

Sample: MW-92-201510 **Lab ID: 60204767033** Collected: 10/08/15 08:53 Received: 10/09/15 17:37 Matrix: Water

Parameters	Results	Units	Report Limit	MDL	DF	Prepared	Analyzed	CAS No.	Qual
2320B Alkalinity	Analytical Method: SM 2320B								
Alkalinity,Bicarbonate (CaCO3)	**111**	mg/L	20.0	2.0	1		10/14/15 16:27		
Alkalinity, Carbonate (CaCO3)	ND	mg/L	20.0	2.0	1		10/14/15 16:27		
Alkalinity, Total as CaCO3	**111**	mg/L	20.0	2.0	1		10/14/15 16:27		
Iron, Ferric (Calculation)	Analytical Method: SM 3500-Fe B#4								
Iron, Ferric	**0.22**	mg/L	0.20		1		10/15/15 00:00	7439-89-6	
4500H+ pH, Electrometric	Analytical Method: SM 4500-H+B								
pH at 25 Degrees C	**5.7**	Std. Units	0.10	0.10	1		10/08/15 20:00		H6
4500S2D Sulfide, Total	Analytical Method: SM 4500-S-2 D								
Sulfide, Total	ND	mg/L	0.050	0.012	1		10/13/15 08:24	18496-25-8	
300.0 IC Anions 28 Days	Analytical Method: EPA 300.0								
Chloride	**368**	mg/L	50.0	25.0	50		10/16/15 12:39	16887-00-6	
Sulfate	**577**	mg/L	50.0	11.8	50		10/16/15 12:39	14808-79-8	
350.1 Ammonia	Analytical Method: EPA 350.1								
Nitrogen, Ammonia	**0.089J**	mg/L	0.10	0.046	1		10/14/15 14:39	7664-41-7	
353.2 Nitrogen, NO2/NO3 unpres	Analytical Method: EPA 353.2								
Nitrogen, Nitrate	**2.2**	mg/L	0.10	0.014	1		10/10/15 08:16		
Nitrogen, Nitrite	ND	mg/L	0.10	0.023	1		10/10/15 08:16		
Nitrogen, NO2 plus NO3	**2.2**	mg/L	0.10	0.014	1		10/10/15 08:16		
365.4 Total Phosphorus	Analytical Method: EPA 365.4								
Phosphorus as PO4	ND	mg/L	0.31		1		10/16/15 07:20		
Total Carbon Dioxide Calc	Analytical Method: SM 4500-CO2 D								
Carbon Dioxide Calculation	**500**	mg/L	20.0	20.0	1		10/19/15 00:00		
5310C TOC	Analytical Method: SM 5310C								
Total Organic Carbon	ND	mg/L	1.0	0.46	1		10/15/15 14:29	7440-44-0	

REPORT OF LABORATORY ANALYSIS

This report shall not be reproduced, except in full,
without the written consent of Pace Analytical Services, Inc..

Pace Analytical Services, Inc.
9608 Loiret Blvd.
Lenexa, KS 66219
(913)599-5665

ANALYTICAL RESULTS

Project: Fort Smith, AR
Pace Project No.: 60204767

Sample: MW-94-201510 **Lab ID: 60204767034** Collected: 10/08/15 10:56 Received: 10/09/15 17:37 Matrix: Water

Parameters	Results	Units	Report Limit	MDL	DF	Prepared	Analyzed	CAS No.	Qual
Alcohol by Direct Inject GCFID	Analytical Method: EPA 8015 - Alcohol								
2-Chloroethanol	ND	ug/L	10000	1980	1		10/14/15 02:56	107-07-3	
6010 MET ICP	Analytical Method: EPA 6010 Preparation Method: EPA 3010								
Iron	**70.7**	ug/L	50.0	9.0	1	10/12/15 15:45	10/13/15 17:39	7439-89-6	
Manganese	**114**	ug/L	5.0	2.4	1	10/12/15 15:45	10/13/15 17:39	7439-96-5	
8260 MSV	Analytical Method: EPA 5030B/8260								
Acetone	**13.0**	ug/L	10.0	1.9	1		10/15/15 17:29	67-64-1	
Benzene	ND	ug/L	1.0	0.060	1		10/15/15 17:29	71-43-2	
Bromodichloromethane	ND	ug/L	1.0	0.19	1		10/15/15 17:29	75-27-4	
Bromoform	ND	ug/L	1.0	0.070	1		10/15/15 17:29	75-25-2	
Bromomethane	**8.8**	ug/L	5.0	0.16	1		10/15/15 17:29	74-83-9	
2-Butanone (MEK)	**0.94J**	ug/L	10.0	0.59	1		10/15/15 17:29	78-93-3	
Carbon disulfide	**0.19J**	ug/L	5.0	0.12	1		10/15/15 17:29	75-15-0	
Carbon tetrachloride	ND	ug/L	1.0	0.18	1		10/15/15 17:29	56-23-5	
Chlorobenzene	ND	ug/L	1.0	0.21	1		10/15/15 17:29	108-90-7	
Chloroethane	ND	ug/L	1.0	0.15	1		10/15/15 17:29	75-00-3	
Chloroform	**2.3**	ug/L	1.0	0.14	1		10/15/15 17:29	67-66-3	
Chloromethane	**8.1**	ug/L	1.0	0.080	1		10/15/15 17:29	74-87-3	
Dibromochloromethane	ND	ug/L	1.0	0.21	1		10/15/15 17:29	124-48-1	
1,1-Dichloroethane	**1.6**	ug/L	1.0	0.050	1		10/15/15 17:29	75-34-3	
1,2-Dichloroethane	ND	ug/L	1.0	0.12	1		10/15/15 17:29	107-06-2	
1,1-Dichloroethene	**7.8**	ug/L	1.0	0.20	1		10/15/15 17:29	75-35-4	
cis-1,2-Dichloroethene	**59.5**	ug/L	1.0	0.080	1		10/15/15 17:29	156-59-2	
trans-1,2-Dichloroethene	**9.5**	ug/L	1.0	0.20	1		10/15/15 17:29	156-60-5	
1,2-Dichloropropane	ND	ug/L	1.0	0.16	1		10/15/15 17:29	78-87-5	
cis-1,3-Dichloropropene	ND	ug/L	1.0	0.14	1		10/15/15 17:29	10061-01-5	
trans-1,3-Dichloropropene	ND	ug/L	1.0	0.12	1		10/15/15 17:29	10061-02-6	
Ethylbenzene	ND	ug/L	1.0	0.18	1		10/15/15 17:29	100-41-4	
2-Hexanone	ND	ug/L	10.0	1.2	1		10/15/15 17:29	591-78-6	
Methylene chloride	ND	ug/L	1.0	0.15	1		10/15/15 17:29	75-09-2	
4-Methyl-2-pentanone (MIBK)	ND	ug/L	10.0	0.42	1		10/15/15 17:29	108-10-1	
Styrene	ND	ug/L	1.0	0.12	1		10/15/15 17:29	100-42-5	
1,1,2,2-Tetrachloroethane	**1.6**	ug/L	1.0	0.15	1		10/15/15 17:29	79-34-5	
Tetrachloroethene	**1.0**	ug/L	1.0	0.10	1		10/15/15 17:29	127-18-4	
Toluene	ND	ug/L	1.0	0.17	1		10/15/15 17:29	108-88-3	
1,1,1-Trichloroethane	ND	ug/L	1.0	0.11	1		10/15/15 17:29	71-55-6	
1,1,2-Trichloroethane	**0.50J**	ug/L	1.0	0.20	1		10/15/15 17:29	79-00-5	
Trichloroethene	**1990**	ug/L	200	34.0	200		10/15/15 17:44	79-01-6	
Vinyl chloride	**0.25J**	ug/L	1.0	0.13	1		10/15/15 17:29	75-01-4	
Xylene (Total)	ND	ug/L	3.0	0.42	1		10/15/15 17:29	1330-20-7	
Surrogates									
4-Bromofluorobenzene (S)	100	%	80-120		1		10/15/15 17:29	460-00-4	
1,2-Dichloroethane-d4 (S)	103	%	80-120		1		10/15/15 17:29	17060-07-0	
Toluene-d8 (S)	103	%	80-120		1		10/15/15 17:29	2037-26-5	
Preservation pH	**3.0**		0.10	0.10	1		10/15/15 17:29		

REPORT OF LABORATORY ANALYSIS

This report shall not be reproduced, except in full,
without the written consent of Pace Analytical Services, Inc..

Pace Analytical Services, Inc.
9608 Loiret Blvd.
Lenexa, KS 66219
(913)599-5665

ANALYTICAL RESULTS

Project: Fort Smith, AR
Pace Project No.: 60204767

Sample: MW-94-201510 **Lab ID: 60204767034** Collected: 10/08/15 10:56 Received: 10/09/15 17:37 Matrix: Water

Parameters	Results	Units	Report Limit	MDL	DF	Prepared	Analyzed	CAS No.	Qual
2320B Alkalinity	Analytical Method: SM 2320B								
Alkalinity,Bicarbonate (CaCO3)	**22.2**	mg/L	20.0	2.0	1		10/14/15 16:30		
Alkalinity, Carbonate (CaCO3)	ND	mg/L	20.0	2.0	1		10/14/15 16:30		
Alkalinity, Total as CaCO3	**22.2**	mg/L	20.0	2.0	1		10/14/15 16:30		
Iron, Ferric (Calculation)	Analytical Method: SM 3500-Fe B#4								
Iron, Ferric	ND	mg/L	0.20		1		10/15/15 00:00	7439-89-6	
4500H+ pH, Electrometric	Analytical Method: SM 4500-H+B								
pH at 25 Degrees C	**5.1**	Std. Units	0.10	0.10	1		10/08/15 20:00		H6
4500S2D Sulfide, Total	Analytical Method: SM 4500-S-2 D								
Sulfide, Total	ND	mg/L	0.050	0.012	1		10/13/15 08:24	18496-25-8	
300.0 IC Anions 28 Days	Analytical Method: EPA 300.0								
Chloride	**124**	mg/L	20.0	10.0	20		10/16/15 02:23	16887-00-6	
Sulfate	**420**	mg/L	25.0	5.9	25		10/16/15 12:54	14808-79-8	
350.1 Ammonia	Analytical Method: EPA 350.1								
Nitrogen, Ammonia	ND	mg/L	0.10	0.046	1		10/14/15 14:40	7664-41-7	
353.2 Nitrogen, NO2/NO3 unpres	Analytical Method: EPA 353.2								
Nitrogen, Nitrate	**2.2**	mg/L	0.10	0.014	1		10/10/15 09:04		M1
Nitrogen, Nitrite	ND	mg/L	0.10	0.023	1		10/10/15 09:04		M1
Nitrogen, NO2 plus NO3	**2.2**	mg/L	0.10	0.014	1		10/10/15 09:04		M1
365.4 Total Phosphorus	Analytical Method: EPA 365.4								
Phosphorus as PO4	ND	mg/L	0.31		1		10/16/15 07:22		
Total Carbon Dioxide Calc	Analytical Method: SM 4500-CO2 D								
Carbon Dioxide Calculation	**364**	mg/L	20.0	20.0	1		10/19/15 00:00		
5310C TOC	Analytical Method: SM 5310C								
Total Organic Carbon	**0.49J**	mg/L	1.0	0.46	1		10/15/15 14:42	7440-44-0	

REPORT OF LABORATORY ANALYSIS

This report shall not be reproduced, except in full,
without the written consent of Pace Analytical Services, Inc..

Pace Analytical Services, Inc.
9608 Loiret Blvd.
Lenexa, KS 66219
(913)599-5665

ANALYTICAL RESULTS

Project: Fort Smith, AR
Pace Project No.: 60204767

Sample: MW-93-201510 **Lab ID: 60204767035** Collected: 10/08/15 14:05 Received: 10/09/15 17:37 Matrix: Water

Parameters	Results	Units	Report Limit	MDL	DF	Prepared	Analyzed	CAS No.	Qual
Alcohol by Direct Inject GCFID	Analytical Method: EPA 8015 - Alcohol								
2-Chloroethanol	ND	ug/L	10000	1980	1		10/14/15 03:07	107-07-3	
6010 MET ICP	Analytical Method: EPA 6010 Preparation Method: EPA 3010								
Iron	**113**	ug/L	50.0	9.0	1	10/12/15 15:45	10/13/15 17:42	7439-89-6	
Manganese	**214**	ug/L	5.0	2.4	1	10/12/15 15:45	10/13/15 17:42	7439-96-5	
8260 MSV	Analytical Method: EPA 5030B/8260								
Acetone	ND	ug/L	10.0	1.9	1		10/21/15 14:06	67-64-1	
Benzene	**0.12J**	ug/L	1.0	0.060	1		10/21/15 14:06	71-43-2	
Bromodichloromethane	ND	ug/L	1.0	0.19	1		10/21/15 14:06	75-27-4	
Bromoform	ND	ug/L	1.0	0.070	1		10/21/15 14:06	75-25-2	
Bromomethane	ND	ug/L	5.0	0.16	1		10/21/15 14:06	74-83-9	
2-Butanone (MEK)	ND	ug/L	10.0	0.59	1		10/21/15 14:06	78-93-3	
Carbon disulfide	ND	ug/L	5.0	0.12	1		10/21/15 14:06	75-15-0	
Carbon tetrachloride	**0.31J**	ug/L	1.0	0.18	1		10/21/15 14:06	56-23-5	
Chlorobenzene	ND	ug/L	1.0	0.21	1		10/21/15 14:06	108-90-7	
Chloroethane	ND	ug/L	1.0	0.15	1		10/21/15 14:06	75-00-3	
Chloroform	**4.3**	ug/L	1.0	0.14	1		10/21/15 14:06	67-66-3	
Chloromethane	**0.24J**	ug/L	1.0	0.080	1		10/21/15 14:06	74-87-3	
Dibromochloromethane	ND	ug/L	1.0	0.21	1		10/21/15 14:06	124-48-1	
1,1-Dichloroethane	**0.32J**	ug/L	1.0	0.050	1		10/21/15 14:06	75-34-3	
1,2-Dichloroethane	ND	ug/L	1.0	0.12	1		10/21/15 14:06	107-06-2	
1,1-Dichloroethene	**29.0**	ug/L	1.0	0.20	1		10/21/15 14:06	75-35-4	
cis-1,2-Dichloroethene	**120**	ug/L	1.0	0.080	1		10/21/15 14:06	156-59-2	
trans-1,2-Dichloroethene	**1.8**	ug/L	1.0	0.20	1		10/21/15 14:06	156-60-5	
1,2-Dichloropropane	ND	ug/L	1.0	0.16	1		10/21/15 14:06	78-87-5	
cis-1,3-Dichloropropene	ND	ug/L	1.0	0.14	1		10/21/15 14:06	10061-01-5	
trans-1,3-Dichloropropene	ND	ug/L	1.0	0.12	1		10/21/15 14:06	10061-02-6	
Ethylbenzene	ND	ug/L	1.0	0.18	1		10/21/15 14:06	100-41-4	
2-Hexanone	ND	ug/L	10.0	1.2	1		10/21/15 14:06	591-78-6	
Methylene chloride	**2.2**	ug/L	1.0	0.15	1		10/21/15 14:06	75-09-2	
4-Methyl-2-pentanone (MIBK)	ND	ug/L	10.0	0.42	1		10/21/15 14:06	108-10-1	
Styrene	ND	ug/L	1.0	0.12	1		10/21/15 14:06	100-42-5	
1,1,2,2-Tetrachloroethane	ND	ug/L	1.0	0.15	1		10/21/15 14:06	79-34-5	
Tetrachloroethene	**6.6**	ug/L	1.0	0.10	1		10/21/15 14:06	127-18-4	
Toluene	**0.30J**	ug/L	1.0	0.17	1		10/21/15 14:06	108-88-3	
1,1,1-Trichloroethane	**0.59J**	ug/L	1.0	0.11	1		10/21/15 14:06	71-55-6	
1,1,2-Trichloroethane	**1.3**	ug/L	1.0	0.20	1		10/21/15 14:06	79-00-5	
Trichloroethene	**21100**	ug/L	200	34.0	200		10/15/15 22:40	79-01-6	
Vinyl chloride	**3.3**	ug/L	1.0	0.13	1		10/21/15 14:06	75-01-4	
Xylene (Total)	ND	ug/L	3.0	0.42	1		10/21/15 14:06	1330-20-7	
Surrogates									
4-Bromofluorobenzene (S)	98	%	80-120		1		10/21/15 14:06	460-00-4	
1,2-Dichloroethane-d4 (S)	97	%	80-120		1		10/21/15 14:06	17060-07-0	
Toluene-d8 (S)	105	%	80-120		1		10/21/15 14:06	2037-26-5	
Preservation pH	**1.0**		0.10	0.10	1		10/21/15 14:06		

REPORT OF LABORATORY ANALYSIS

This report shall not be reproduced, except in full,
without the written consent of Pace Analytical Services, Inc..

Pace Analytical Services, Inc.
9608 Loiret Blvd.
Lenexa, KS 66219
(913)599-5665

ANALYTICAL RESULTS

Project: Fort Smith, AR
Pace Project No.: 60204767

Sample: MW-93-201510 **Lab ID: 60204767035** Collected: 10/08/15 14:05 Received: 10/09/15 17:37 Matrix: Water

Parameters	Results	Units	Report Limit	MDL	DF	Prepared	Analyzed	CAS No.	Qual
2320B Alkalinity	Analytical Method: SM 2320B								
Alkalinity,Bicarbonate (CaCO3)	**15.3J**	mg/L	20.0	2.0	1		10/14/15 16:32		
Alkalinity, Carbonate (CaCO3)	ND	mg/L	20.0	2.0	1		10/14/15 16:32		
Alkalinity, Total as CaCO3	**15.3J**	mg/L	20.0	2.0	1		10/14/15 16:32		
Iron, Ferric (Calculation)	Analytical Method: SM 3500-Fe B#4								
Iron, Ferric	ND	mg/L	0.20		1		10/15/15 00:00	7439-89-6	
4500H+ pH, Electrometric	Analytical Method: SM 4500-H+B								
pH at 25 Degrees C	**5.1**	Std. Units	0.10	0.10	1		10/08/15 20:00		H6
4500S2D Sulfide, Total	Analytical Method: SM 4500-S-2 D								
Sulfide, Total	ND	mg/L	0.050	0.012	1		10/13/15 08:24	18496-25-8	
300.0 IC Anions 28 Days	Analytical Method: EPA 300.0								
Chloride	**279**	mg/L	20.0	10.0	20		10/16/15 02:38	16887-00-6	
Sulfate	**2.7**	mg/L	1.0	0.24	1		10/16/15 13:09	14808-79-8	
350.1 Ammonia	Analytical Method: EPA 350.1								
Nitrogen, Ammonia	ND	mg/L	0.10	0.046	1		10/14/15 14:41	7664-41-7	
353.2 Nitrogen, NO2/NO3 unpres	Analytical Method: EPA 353.2								
Nitrogen, Nitrate	**2.5**	mg/L	0.10	0.014	1		10/10/15 09:16		
Nitrogen, Nitrite	ND	mg/L	0.10	0.023	1		10/10/15 09:16		
Nitrogen, NO2 plus NO3	**2.5**	mg/L	0.10	0.014	1		10/10/15 09:16		
365.4 Total Phosphorus	Analytical Method: EPA 365.4								
Phosphorus as PO4	ND	mg/L	0.31		1		10/16/15 07:23		
Total Carbon Dioxide Calc	Analytical Method: SM 4500-CO2 D								
Carbon Dioxide Calculation	ND	mg/L	20.0	20.0	1		10/19/15 00:00		
5310C TOC	Analytical Method: SM 5310C								
Total Organic Carbon	ND	mg/L	1.0	0.46	1		10/15/15 14:55	7440-44-0	

REPORT OF LABORATORY ANALYSIS

This report shall not be reproduced, except in full,
without the written consent of Pace Analytical Services, Inc..

Pace Analytical Services, Inc.
9608 Loiret Blvd.
Lenexa, KS 66219
(913)599-5665

ANALYTICAL RESULTS

Project: Fort Smith, AR
Pace Project No.: 60204767

Sample: MW-95-201510 **Lab ID: 60204767036** Collected: 10/08/15 12:30 Received: 10/09/15 17:37 Matrix: Water

Parameters	Results	Units	Report Limit	MDL	DF	Prepared	Analyzed	CAS No.	Qual
Alcohol by Direct Inject GCFID	Analytical Method: EPA 8015 - Alcohol								
2-Chloroethanol	ND	ug/L	10000	1980	1		10/14/15 03:18	107-07-3	
6010 MET ICP	Analytical Method: EPA 6010 Preparation Method: EPA 3010								
Iron	**220**	ug/L	50.0	9.0	1	10/12/15 15:45	10/13/15 17:44	7439-89-6	
Manganese	**286**	ug/L	5.0	2.4	1	10/12/15 15:45	10/13/15 17:44	7439-96-5	
8260 MSV	Analytical Method: EPA 5030B/8260								
Acetone	ND	ug/L	10.0	1.9	1		10/21/15 14:21	67-64-1	
Benzene	**0.12J**	ug/L	1.0	0.060	1		10/21/15 14:21	71-43-2	
Bromodichloromethane	ND	ug/L	1.0	0.19	1		10/21/15 14:21	75-27-4	
Bromoform	ND	ug/L	1.0	0.070	1		10/21/15 14:21	75-25-2	
Bromomethane	ND	ug/L	5.0	0.16	1		10/21/15 14:21	74-83-9	
2-Butanone (MEK)	ND	ug/L	10.0	0.59	1		10/21/15 14:21	78-93-3	
Carbon disulfide	ND	ug/L	5.0	0.12	1		10/21/15 14:21	75-15-0	
Carbon tetrachloride	**0.32J**	ug/L	1.0	0.18	1		10/21/15 14:21	56-23-5	
Chlorobenzene	ND	ug/L	1.0	0.21	1		10/21/15 14:21	108-90-7	
Chloroethane	ND	ug/L	1.0	0.15	1		10/21/15 14:21	75-00-3	
Chloroform	**5.4**	ug/L	1.0	0.14	1		10/21/15 14:21	67-66-3	
Chloromethane	**0.18J**	ug/L	1.0	0.080	1		10/21/15 14:21	74-87-3	
Dibromochloromethane	ND	ug/L	1.0	0.21	1		10/21/15 14:21	124-48-1	
1,1-Dichloroethane	**0.41J**	ug/L	1.0	0.050	1		10/21/15 14:21	75-34-3	
1,2-Dichloroethane	**0.18J**	ug/L	1.0	0.12	1		10/21/15 14:21	107-06-2	
1,1-Dichloroethene	**42.5**	ug/L	1.0	0.20	1		10/21/15 14:21	75-35-4	
cis-1,2-Dichloroethene	**161**	ug/L	1.0	0.080	1		10/21/15 14:21	156-59-2	
trans-1,2-Dichloroethene	**0.94J**	ug/L	1.0	0.20	1		10/21/15 14:21	156-60-5	
1,2-Dichloropropane	ND	ug/L	1.0	0.16	1		10/21/15 14:21	78-87-5	
cis-1,3-Dichloropropene	ND	ug/L	1.0	0.14	1		10/21/15 14:21	10061-01-5	
trans-1,3-Dichloropropene	ND	ug/L	1.0	0.12	1		10/21/15 14:21	10061-02-6	
Ethylbenzene	ND	ug/L	1.0	0.18	1		10/21/15 14:21	100-41-4	
2-Hexanone	ND	ug/L	10.0	1.2	1		10/21/15 14:21	591-78-6	
Methylene chloride	**2.6**	ug/L	1.0	0.15	1		10/21/15 14:21	75-09-2	
4-Methyl-2-pentanone (MIBK)	ND	ug/L	10.0	0.42	1		10/21/15 14:21	108-10-1	
Styrene	ND	ug/L	1.0	0.12	1		10/21/15 14:21	100-42-5	
1,1,2,2-Tetrachloroethane	ND	ug/L	1.0	0.15	1		10/21/15 14:21	79-34-5	
Tetrachloroethene	**8.2**	ug/L	1.0	0.10	1		10/21/15 14:21	127-18-4	
Toluene	ND	ug/L	1.0	0.17	1		10/21/15 14:21	108-88-3	
1,1,1-Trichloroethane	**0.21J**	ug/L	1.0	0.11	1		10/21/15 14:21	71-55-6	
1,1,2-Trichloroethane	**2.1**	ug/L	1.0	0.20	1		10/21/15 14:21	79-00-5	
Trichloroethene	**26300**	ug/L	200	34.0	200		10/15/15 22:54	79-01-6	
Vinyl chloride	**32.0**	ug/L	1.0	0.13	1		10/21/15 14:21	75-01-4	
Xylene (Total)	ND	ug/L	3.0	0.42	1		10/21/15 14:21	1330-20-7	
Surrogates									
4-Bromofluorobenzene (S)	96	%	80-120		1		10/21/15 14:21	460-00-4	
1,2-Dichloroethane-d4 (S)	99	%	80-120		1		10/21/15 14:21	17060-07-0	
Toluene-d8 (S)	105	%	80-120		1		10/21/15 14:21	2037-26-5	
Preservation pH	**1.0**		0.10	0.10	1		10/21/15 14:21		

REPORT OF LABORATORY ANALYSIS

This report shall not be reproduced, except in full,
without the written consent of Pace Analytical Services, Inc..

Pace Analytical Services, Inc.
9608 Loiret Blvd.
Lenexa, KS 66219
(913)599-5665

ANALYTICAL RESULTS

Project: Fort Smith, AR
Pace Project No.: 60204767

Sample: MW-95-201510 **Lab ID: 60204767036** Collected: 10/08/15 12:30 Received: 10/09/15 17:37 Matrix: Water

Parameters	Results	Units	Report Limit	MDL	DF	Prepared	Analyzed	CAS No.	Qual
2320B Alkalinity	Analytical Method: SM 2320B								
Alkalinity,Bicarbonate (CaCO3)	**24.8**	mg/L	20.0	2.0	1		10/14/15 16:35		
Alkalinity, Carbonate (CaCO3)	ND	mg/L	20.0	2.0	1		10/14/15 16:35		
Alkalinity, Total as CaCO3	**24.8**	mg/L	20.0	2.0	1		10/14/15 16:35		
Iron, Ferric (Calculation)	Analytical Method: SM 3500-Fe B#4								
Iron, Ferric	**0.22**	mg/L	0.20		1		10/15/15 00:00	7439-89-6	
4500H+ pH, Electrometric	Analytical Method: SM 4500-H+B								
pH at 25 Degrees C	**5.3**	Std. Units	0.10	0.10	1		10/08/15 20:00		H6
4500S2D Sulfide, Total	Analytical Method: SM 4500-S-2 D								
Sulfide, Total	ND	mg/L	0.050	0.012	1		10/13/15 08:24	18496-25-8	
300.0 IC Anions 28 Days	Analytical Method: EPA 300.0								
Chloride	**321**	mg/L	20.0	10.0	20		10/16/15 02:53	16887-00-6	
Sulfate	**3.6**	mg/L	1.0	0.24	1		10/16/15 13:25	14808-79-8	
350.1 Ammonia	Analytical Method: EPA 350.1								
Nitrogen, Ammonia	ND	mg/L	0.10	0.046	1		10/14/15 14:42	7664-41-7	
353.2 Nitrogen, NO2/NO3 unpres	Analytical Method: EPA 353.2								
Nitrogen, Nitrate	**1.4**	mg/L	0.10	0.014	1		10/10/15 09:14		
Nitrogen, Nitrite	ND	mg/L	0.10	0.023	1		10/10/15 09:14		
Nitrogen, NO2 plus NO3	**1.4**	mg/L	0.10	0.014	1		10/10/15 09:14		
365.4 Total Phosphorus	Analytical Method: EPA 365.4								
Phosphorus as PO4	ND	mg/L	0.31		1		10/16/15 07:24		
Total Carbon Dioxide Calc	Analytical Method: SM 4500-CO2 D								
Carbon Dioxide Calculation	**282**	mg/L	20.0	20.0	1		10/19/15 00:00		
5310C TOC	Analytical Method: SM 5310C								
Total Organic Carbon	ND	mg/L	1.0	0.46	1		10/15/15 15:08	7440-44-0	

REPORT OF LABORATORY ANALYSIS

This report shall not be reproduced, except in full,
without the written consent of Pace Analytical Services, Inc..

Pace Analytical Services, Inc.
9608 Loiret Blvd.
Lenexa, KS 66219
(913)599-5665

ANALYTICAL RESULTS

Project: Fort Smith, AR
Pace Project No.: 60204767

Sample: EB-06-201510 **Lab ID: 60204767037** Collected: 10/08/15 18:00 Received: 10/09/15 17:37 Matrix: Water

Parameters	Results	Units	Report Limit	MDL	DF	Prepared	Analyzed	CAS No.	Qual
8260 MSV	Analytical Method: EPA 5030B/8260								
Acetone	**2.6J**	ug/L	10.0	1.9	1		10/15/15 21:42	67-64-1	
Benzene	ND	ug/L	1.0	0.060	1		10/15/15 21:42	71-43-2	
Bromodichloromethane	ND	ug/L	1.0	0.19	1		10/15/15 21:42	75-27-4	
Bromoform	ND	ug/L	1.0	0.070	1		10/15/15 21:42	75-25-2	
Bromomethane	ND	ug/L	5.0	0.16	1		10/15/15 21:42	74-83-9	
2-Butanone (MEK)	ND	ug/L	10.0	0.59	1		10/15/15 21:42	78-93-3	
Carbon disulfide	ND	ug/L	5.0	0.12	1		10/15/15 21:42	75-15-0	
Carbon tetrachloride	ND	ug/L	1.0	0.18	1		10/15/15 21:42	56-23-5	
Chlorobenzene	ND	ug/L	1.0	0.21	1		10/15/15 21:42	108-90-7	
Chloroethane	ND	ug/L	1.0	0.15	1		10/15/15 21:42	75-00-3	
Chloroform	ND	ug/L	1.0	0.14	1		10/15/15 21:42	67-66-3	
Chloromethane	ND	ug/L	1.0	0.080	1		10/15/15 21:42	74-87-3	
Dibromochloromethane	ND	ug/L	1.0	0.21	1		10/15/15 21:42	124-48-1	
1,1-Dichloroethane	ND	ug/L	1.0	0.050	1		10/15/15 21:42	75-34-3	
1,2-Dichloroethane	ND	ug/L	1.0	0.12	1		10/15/15 21:42	107-06-2	
1,1-Dichloroethene	ND	ug/L	1.0	0.20	1		10/15/15 21:42	75-35-4	
cis-1,2-Dichloroethene	ND	ug/L	1.0	0.080	1		10/15/15 21:42	156-59-2	
trans-1,2-Dichloroethene	ND	ug/L	1.0	0.20	1		10/15/15 21:42	156-60-5	
1,2-Dichloropropane	ND	ug/L	1.0	0.16	1		10/15/15 21:42	78-87-5	
cis-1,3-Dichloropropene	ND	ug/L	1.0	0.14	1		10/15/15 21:42	10061-01-5	
trans-1,3-Dichloropropene	ND	ug/L	1.0	0.12	1		10/15/15 21:42	10061-02-6	
Ethylbenzene	ND	ug/L	1.0	0.18	1		10/15/15 21:42	100-41-4	
2-Hexanone	ND	ug/L	10.0	1.2	1		10/15/15 21:42	591-78-6	
Methylene chloride	**0.34J**	ug/L	1.0	0.15	1		10/15/15 21:42	75-09-2	B
4-Methyl-2-pentanone (MIBK)	ND	ug/L	10.0	0.42	1		10/15/15 21:42	108-10-1	
Styrene	ND	ug/L	1.0	0.12	1		10/15/15 21:42	100-42-5	
1,1,2,2-Tetrachloroethane	ND	ug/L	1.0	0.15	1		10/15/15 21:42	79-34-5	
Tetrachloroethene	ND	ug/L	1.0	0.10	1		10/15/15 21:42	127-18-4	
Toluene	ND	ug/L	1.0	0.17	1		10/15/15 21:42	108-88-3	
1,1,1-Trichloroethane	ND	ug/L	1.0	0.11	1		10/15/15 21:42	71-55-6	
1,1,2-Trichloroethane	ND	ug/L	1.0	0.20	1		10/15/15 21:42	79-00-5	
Trichloroethene	ND	ug/L	1.0	0.17	1		10/15/15 21:42	79-01-6	
Vinyl chloride	ND	ug/L	1.0	0.13	1		10/15/15 21:42	75-01-4	
Xylene (Total)	ND	ug/L	3.0	0.42	1		10/15/15 21:42	1330-20-7	
Surrogates									
4-Bromofluorobenzene (S)	99	%	80-120		1		10/15/15 21:42	460-00-4	
1,2-Dichloroethane-d4 (S)	99	%	80-120		1		10/15/15 21:42	17060-07-0	
Toluene-d8 (S)	99	%	80-120		1		10/15/15 21:42	2037-26-5	
Preservation pH	**1.0**		0.10	0.10	1		10/15/15 21:42		

REPORT OF LABORATORY ANALYSIS

This report shall not be reproduced, except in full,
without the written consent of Pace Analytical Services, Inc..

Pace Analytical Services, Inc.
9608 Loiret Blvd.
Lenexa, KS 66219
(913)599-5665

ANALYTICAL RESULTS

Project: Fort Smith, AR
Pace Project No.: 60204767

Sample: TB-25-201510 **Lab ID: 60204767038** Collected: 10/08/15 08:00 Received: 10/09/15 17:37 Matrix: Water

Parameters	Results	Units	Report Limit	MDL	DF	Prepared	Analyzed	CAS No.	Qual
8260 MSV	Analytical Method: EPA 5030B/8260								
Acetone	ND	ug/L	10.0	1.9	1		10/15/15 21:14	67-64-1	
Benzene	ND	ug/L	1.0	0.060	1		10/15/15 21:14	71-43-2	
Bromodichloromethane	ND	ug/L	1.0	0.19	1		10/15/15 21:14	75-27-4	
Bromoform	ND	ug/L	1.0	0.070	1		10/15/15 21:14	75-25-2	
Bromomethane	ND	ug/L	5.0	0.16	1		10/15/15 21:14	74-83-9	
2-Butanone (MEK)	ND	ug/L	10.0	0.59	1		10/15/15 21:14	78-93-3	
Carbon disulfide	ND	ug/L	5.0	0.12	1		10/15/15 21:14	75-15-0	
Carbon tetrachloride	ND	ug/L	1.0	0.18	1		10/15/15 21:14	56-23-5	
Chlorobenzene	ND	ug/L	1.0	0.21	1		10/15/15 21:14	108-90-7	
Chloroethane	ND	ug/L	1.0	0.15	1		10/15/15 21:14	75-00-3	
Chloroform	ND	ug/L	1.0	0.14	1		10/15/15 21:14	67-66-3	
Chloromethane	ND	ug/L	1.0	0.080	1		10/15/15 21:14	74-87-3	
Dibromochloromethane	ND	ug/L	1.0	0.21	1		10/15/15 21:14	124-48-1	
1,1-Dichloroethane	ND	ug/L	1.0	0.050	1		10/15/15 21:14	75-34-3	
1,2-Dichloroethane	ND	ug/L	1.0	0.12	1		10/15/15 21:14	107-06-2	
1,1-Dichloroethene	ND	ug/L	1.0	0.20	1		10/15/15 21:14	75-35-4	
cis-1,2-Dichloroethene	ND	ug/L	1.0	0.080	1		10/15/15 21:14	156-59-2	
trans-1,2-Dichloroethene	ND	ug/L	1.0	0.20	1		10/15/15 21:14	156-60-5	
1,2-Dichloropropane	ND	ug/L	1.0	0.16	1		10/15/15 21:14	78-87-5	
cis-1,3-Dichloropropene	ND	ug/L	1.0	0.14	1		10/15/15 21:14	10061-01-5	
trans-1,3-Dichloropropene	ND	ug/L	1.0	0.12	1		10/15/15 21:14	10061-02-6	
Ethylbenzene	ND	ug/L	1.0	0.18	1		10/15/15 21:14	100-41-4	
2-Hexanone	ND	ug/L	10.0	1.2	1		10/15/15 21:14	591-78-6	
Methylene chloride	**0.30J**	ug/L	1.0	0.15	1		10/15/15 21:14	75-09-2	B
4-Methyl-2-pentanone (MIBK)	ND	ug/L	10.0	0.42	1		10/15/15 21:14	108-10-1	
Styrene	ND	ug/L	1.0	0.12	1		10/15/15 21:14	100-42-5	
1,1,2,2-Tetrachloroethane	ND	ug/L	1.0	0.15	1		10/15/15 21:14	79-34-5	
Tetrachloroethene	ND	ug/L	1.0	0.10	1		10/15/15 21:14	127-18-4	
Toluene	ND	ug/L	1.0	0.17	1		10/15/15 21:14	108-88-3	
1,1,1-Trichloroethane	ND	ug/L	1.0	0.11	1		10/15/15 21:14	71-55-6	
1,1,2-Trichloroethane	ND	ug/L	1.0	0.20	1		10/15/15 21:14	79-00-5	
Trichloroethene	ND	ug/L	1.0	0.17	1		10/15/15 21:14	79-01-6	
Vinyl chloride	ND	ug/L	1.0	0.13	1		10/15/15 21:14	75-01-4	
Xylene (Total)	ND	ug/L	3.0	0.42	1		10/15/15 21:14	1330-20-7	
Surrogates									
4-Bromofluorobenzene (S)	99	%	80-120		1		10/15/15 21:14	460-00-4	
1,2-Dichloroethane-d4 (S)	101	%	80-120		1		10/15/15 21:14	17060-07-0	
Toluene-d8 (S)	96	%	80-120		1		10/15/15 21:14	2037-26-5	
Preservation pH	**1.0**		0.10	0.10	1		10/15/15 21:14		

REPORT OF LABORATORY ANALYSIS

This report shall not be reproduced, except in full,
without the written consent of Pace Analytical Services, Inc..

Pace Analytical Services, Inc.
9608 Loiret Blvd.
Lenexa, KS 66219
(913)599-5665

QUALITY CONTROL DATA

Project: Fort Smith, AR
Pace Project No.: 60204767

QC Batch: GCSV/4452 Analysis Method: EPA 8015 - Alcohol
QC Batch Method: EPA 8015 - Alcohol Analysis Description: Alcohol by Direct Inject GCFID
Associated Lab Samples: 60204767001, 60204767003, 60204767004, 60204767005, 60204767006, 60204767008, 60204767009, 60204767010, 60204767013, 60204767014, 60204767015, 60204767017, 60204767020, 60204767021, 60204767022

METHOD BLANK: 170687 Matrix: Water
Associated Lab Samples:

Parameter	Units	Blank Result	Reporting Limit	MDL	Analyzed	Qualifiers
2-Chloroethanol	ug/L	ND	10000	1980	10/12/15 14:12	

LABORATORY CONTROL SAMPLE: 170688

Parameter	Units	Spike Conc.	LCS Result	LCS % Rec	% Rec Limits	Qualifiers
2-Chloroethanol	ug/L	100000	97400	97	40-140	

MATRIX SPIKE & MATRIX SPIKE DUPLICATE: 170689 170690

Parameter	Units	60204563014 Result	MS Spike Conc.	MSD Spike Conc.	MS Result	MSD Result	MS % Rec	MSD % Rec	% Rec Limits	RPD	Max RPD	Qual
2-Chloroethanol	ug/L	ND	100000	100000	97300	97600	97	98	40-140	0	40	

Results presented on this page are in the units indicated by the "Units" column except where an alternate unit is presented to the right of the result.

REPORT OF LABORATORY ANALYSIS

This report shall not be reproduced, except in full,
without the written consent of Pace Analytical Services, Inc..

Pace Analytical Services, Inc.
9608 Loiret Blvd.
Lenexa, KS 66219
(913)599-5665

QUALITY CONTROL DATA

Project: Fort Smith, AR
Pace Project No.: 60204767

QC Batch: GCSV/4461 Analysis Method: EPA 8015 - Alcohol
QC Batch Method: EPA 8015 - Alcohol Analysis Description: Alcohol by Direct Inject GCFID
Associated Lab Samples: 60204767023, 60204767024, 60204767026, 60204767027, 60204767028, 60204767031, 60204767033, 60204767034, 60204767035, 60204767036

METHOD BLANK: 171186 Matrix: Water
Associated Lab Samples:

Parameter	Units	Blank Result	Reporting Limit	MDL	Analyzed	Qualifiers
2-Chloroethanol	ug/L	ND	10000	1980	10/13/15 18:35	

LABORATORY CONTROL SAMPLE: 171187

Parameter	Units	Spike Conc.	LCS Result	LCS % Rec	% Rec Limits	Qualifiers
2-Chloroethanol	ug/L	100000	101000	101	40-140	

MATRIX SPIKE & MATRIX SPIKE DUPLICATE: 171188 171189

Parameter	Units	60204767026 Result	MS Spike Conc.	MSD Spike Conc.	MS Result	MSD Result	MS % Rec	MSD % Rec	% Rec Limits	RPD	Max RPD	Qual
2-Chloroethanol	ug/L	ND	100000	100000	94400	91000	94	91	40-140	4	40	

Results presented on this page are in the units indicated by the "Units" column except where an alternate unit is presented to the right of the result.

REPORT OF LABORATORY ANALYSIS

This report shall not be reproduced, except in full,
without the written consent of Pace Analytical Services, Inc..

Pace Analytical Services, Inc.
9608 Loiret Blvd.
Lenexa, KS 66219
(913)599-5665

QUALITY CONTROL DATA

Project: Fort Smith, AR
Pace Project No.: 60204767

QC Batch: MPRP/33491 Analysis Method: EPA 6010
QC Batch Method: EPA 3010 Analysis Description: 6010 MET
Associated Lab Samples: 60204767001, 60204767003, 60204767004, 60204767005, 60204767006, 60204767008, 60204767009, 60204767010, 60204767013, 60204767014, 60204767015, 60204767017, 60204767020, 60204767021, 60204767022, 60204767023, 60204767024, 60204767026, 60204767027, 60204767028

METHOD BLANK: 1649049 Matrix: Water
Associated Lab Samples: 60204767001, 60204767003, 60204767004, 60204767005, 60204767006, 60204767008, 60204767009, 60204767010, 60204767013, 60204767014, 60204767015, 60204767017, 60204767020, 60204767021, 60204767022, 60204767023, 60204767024, 60204767026, 60204767027, 60204767028

Parameter	Units	Blank Result	Reporting Limit	MDL	Analyzed	Qualifiers
Iron	ug/L	ND	50.0	9.0	10/13/15 16:19	
Manganese	ug/L	ND	5.0	2.4	10/13/15 16:19	

LABORATORY CONTROL SAMPLE: 1649050

Parameter	Units	Spike Conc.	LCS Result	LCS % Rec	% Rec Limits	Qualifiers
Iron	ug/L	10000	9680	97	80-120	
Manganese	ug/L	1000	964	96	80-120	

MATRIX SPIKE & MATRIX SPIKE DUPLICATE: 1649051 1649052

Parameter	Units	60204767001 Result	MS Spike Conc.	MSD Spike Conc.	MS Result	MSD Result	MS % Rec	MSD % Rec	% Rec Limits	RPD	Max RPD	Qual
Iron	ug/L	74000	10000	10000	83500	80900	95	69	75-125	3	20	M1
Manganese	ug/L	20000	1000	1000	21100	20600	114	65	75-125	2	20	M1

Results presented on this page are in the units indicated by the "Units" column except where an alternate unit is presented to the right of the result.

REPORT OF LABORATORY ANALYSIS

This report shall not be reproduced, except in full,
without the written consent of Pace Analytical Services, Inc..

Pace Analytical Services, Inc.
9608 Loiret Blvd.
Lenexa, KS 66219
(913)599-5665

QUALITY CONTROL DATA

Project: Fort Smith, AR
Pace Project No.: 60204767

QC Batch: MPRP/33492 Analysis Method: EPA 6010
QC Batch Method: EPA 3010 Analysis Description: 6010 MET
Associated Lab Samples: 60204767031, 60204767033, 60204767034, 60204767035, 60204767036

METHOD BLANK: 1649053 Matrix: Water
Associated Lab Samples: 60204767031, 60204767033, 60204767034, 60204767035, 60204767036

Parameter	Units	Blank Result	Reporting Limit	MDL	Analyzed	Qualifiers
Iron	ug/L	ND	50.0	9.0	10/13/15 17:24	
Manganese	ug/L	ND	5.0	2.4	10/13/15 17:24	

LABORATORY CONTROL SAMPLE: 1649054

Parameter	Units	Spike Conc.	LCS Result	LCS % Rec	% Rec Limits	Qualifiers
Iron	ug/L	10000	9300	93	80-120	
Manganese	ug/L	1000	984	98	80-120	

MATRIX SPIKE & MATRIX SPIKE DUPLICATE: 1649055 1649056

Parameter	Units	60204767031 Result	MS Spike Conc.	MSD Spike Conc.	MS Result	MSD Result	MS % Rec	MSD % Rec	% Rec Limits	RPD	Max RPD	Qual
Iron	ug/L	5500	10000	10000	14600	14500	91	90	75-125	1	20	
Manganese	ug/L	4090	1000	1000	4990	5000	90	91	75-125	0	20	

Results presented on this page are in the units indicated by the "Units" column except where an alternate unit is presented to the right of the result.

REPORT OF LABORATORY ANALYSIS

This report shall not be reproduced, except in full,
without the written consent of Pace Analytical Services, Inc..

Pace Analytical Services, Inc.
9608 Loiret Blvd.
Lenexa, KS 66219
(913)599-5665

QUALITY CONTROL DATA

Project: Fort Smith, AR
Pace Project No.: 60204767

QC Batch: MSV/72186 Analysis Method: EPA 5030B/8260
QC Batch Method: EPA 5030B/8260 Analysis Description: 8260 MSV Water 10 mL Purge
Associated Lab Samples: 60204767001, 60204767002, 60204767005, 60204767006, 60204767007, 60204767008, 60204767009, 60204767010, 60204767011, 60204767012, 60204767016

METHOD BLANK: 1648882 Matrix: Water
Associated Lab Samples: 60204767001, 60204767002, 60204767005, 60204767006, 60204767007, 60204767008, 60204767009, 60204767010, 60204767011, 60204767012, 60204767016

Parameter	Units	Blank Result	Reporting Limit	MDL	Analyzed	Qualifiers
1,1,1-Trichloroethane	ug/L	ND	1.0	0.11	10/12/15 21:29	
1,1,2,2-Tetrachloroethane	ug/L	ND	1.0	0.15	10/12/15 21:29	
1,1,2-Trichloroethane	ug/L	ND	1.0	0.20	10/12/15 21:29	
1,1-Dichloroethane	ug/L	ND	1.0	0.050	10/12/15 21:29	
1,1-Dichloroethene	ug/L	ND	1.0	0.20	10/12/15 21:29	
1,2-Dichloroethane	ug/L	ND	1.0	0.12	10/12/15 21:29	
1,2-Dichloropropane	ug/L	ND	1.0	0.16	10/12/15 21:29	
2-Butanone (MEK)	ug/L	ND	10.0	0.59	10/12/15 21:29	
2-Hexanone	ug/L	ND	10.0	1.2	10/12/15 21:29	
4-Methyl-2-pentanone (MIBK)	ug/L	ND	10.0	0.42	10/12/15 21:29	
Acetone	ug/L	ND	10.0	1.9	10/12/15 21:29	
Benzene	ug/L	ND	1.0	0.060	10/12/15 21:29	
Bromodichloromethane	ug/L	ND	1.0	0.19	10/12/15 21:29	
Bromoform	ug/L	ND	1.0	0.070	10/12/15 21:29	
Bromomethane	ug/L	ND	5.0	0.16	10/12/15 21:29	
Carbon disulfide	ug/L	ND	5.0	0.12	10/12/15 21:29	
Carbon tetrachloride	ug/L	ND	1.0	0.18	10/12/15 21:29	
Chlorobenzene	ug/L	ND	1.0	0.21	10/12/15 21:29	
Chloroethane	ug/L	ND	1.0	0.15	10/12/15 21:29	
Chloroform	ug/L	ND	1.0	0.14	10/12/15 21:29	
Chloromethane	ug/L	0.080J	1.0	0.080	10/12/15 21:29	
cis-1,2-Dichloroethene	ug/L	ND	1.0	0.080	10/12/15 21:29	
cis-1,3-Dichloropropene	ug/L	ND	1.0	0.14	10/12/15 21:29	
Dibromochloromethane	ug/L	ND	1.0	0.21	10/12/15 21:29	
Ethylbenzene	ug/L	ND	1.0	0.18	10/12/15 21:29	
Methylene chloride	ug/L	ND	1.0	0.15	10/12/15 21:29	
Styrene	ug/L	ND	1.0	0.12	10/12/15 21:29	
Tetrachloroethene	ug/L	ND	1.0	0.10	10/12/15 21:29	
Toluene	ug/L	ND	1.0	0.17	10/12/15 21:29	
trans-1,2-Dichloroethene	ug/L	ND	1.0	0.20	10/12/15 21:29	
trans-1,3-Dichloropropene	ug/L	ND	1.0	0.12	10/12/15 21:29	
Trichloroethene	ug/L	0.37J	1.0	0.17	10/12/15 21:29	
Vinyl chloride	ug/L	ND	1.0	0.13	10/12/15 21:29	
Xylene (Total)	ug/L	ND	3.0	0.42	10/12/15 21:29	
1,2-Dichloroethane-d4 (S)	%	99	80-120		10/12/15 21:29	
4-Bromofluorobenzene (S)	%	100	80-120		10/12/15 21:29	
Toluene-d8 (S)	%	101	80-120		10/12/15 21:29	

Results presented on this page are in the units indicated by the "Units" column except where an alternate unit is presented to the right of the result.

REPORT OF LABORATORY ANALYSIS

This report shall not be reproduced, except in full,
without the written consent of Pace Analytical Services, Inc..

Pace Analytical Services, Inc.
9608 Loiret Blvd.
Lenexa, KS 66219
(913)599-5665

QUALITY CONTROL DATA

Project: Fort Smith, AR
Pace Project No.: 60204767

LABORATORY CONTROL SAMPLE: 1648883

Parameter	Units	Spike Conc.	LCS Result	LCS % Rec	% Rec Limits	Qualifiers
1,1,1-Trichloroethane	ug/L	20	18.3	92	80-120	
1,1,2,2-Tetrachloroethane	ug/L	20	17.0	85	73-121	
1,1,2-Trichloroethane	ug/L	20	18.0	90	80-120	
1,1-Dichloroethane	ug/L	20	18.5	92	80-120	
1,1-Dichloroethene	ug/L	20	18.6	93	80-120	
1,2-Dichloroethane	ug/L	20	17.7	89	81-120	
1,2-Dichloropropane	ug/L	20	18.1	91	80-120	
2-Butanone (MEK)	ug/L	100	110	110	67-122	
2-Hexanone	ug/L	100	110	110	75-121	
4-Methyl-2-pentanone (MIBK)	ug/L	100	92.3	92	76-120	
Acetone	ug/L	100	122	122	72-120	L0
Benzene	ug/L	20	19.0	95	80-120	
Bromodichloromethane	ug/L	20	17.8	89	80-120	
Bromoform	ug/L	20	18.0	90	73-138	
Bromomethane	ug/L	20	24.1	120	38-137	
Carbon disulfide	ug/L	20	20.2	101	71-129	
Carbon tetrachloride	ug/L	20	18.2	91	67-146	
Chlorobenzene	ug/L	20	18.7	93	80-120	
Chloroethane	ug/L	20	18.9	94	76-120	
Chloroform	ug/L	20	16.9	85	80-120	
Chloromethane	ug/L	20	16.5	83	34-165	
cis-1,2-Dichloroethene	ug/L	20	18.0	90	80-120	
cis-1,3-Dichloropropene	ug/L	20	17.7	89	80-120	
Dibromochloromethane	ug/L	20	18.7	93	80-126	
Ethylbenzene	ug/L	20	19.0	95	80-120	
Methylene chloride	ug/L	20	20.1	100	80-120	
Styrene	ug/L	20	19.8	99	80-123	
Tetrachloroethene	ug/L	20	19.1	96	80-123	
Toluene	ug/L	20	18.9	95	80-120	
trans-1,2-Dichloroethene	ug/L	20	17.5	88	80-120	
trans-1,3-Dichloropropene	ug/L	20	18.8	94	80-129	
Trichloroethene	ug/L	20	17.8	89	80-120	
Vinyl chloride	ug/L	20	19.3	96	62-125	
Xylene (Total)	ug/L	60	57.5	96	80-120	
1,2-Dichloroethane-d4 (S)	%			96	80-120	
4-Bromofluorobenzene (S)	%			98	80-120	
Toluene-d8 (S)	%			104	80-120	

Results presented on this page are in the units indicated by the "Units" column except where an alternate unit is presented to the right of the result.

REPORT OF LABORATORY ANALYSIS

This report shall not be reproduced, except in full,
without the written consent of Pace Analytical Services, Inc..

Pace Analytical Services, Inc.
9608 Loiret Blvd.
Lenexa, KS 66219
(913)599-5665

QUALITY CONTROL DATA

Project: Fort Smith, AR
Pace Project No.: 60204767

QC Batch: MSV/72258 Analysis Method: EPA 5030B/8260
QC Batch Method: EPA 5030B/8260 Analysis Description: 8260 MSV Water 10 mL Purge
Associated Lab Samples: 60204767017, 60204767018, 60204767019, 60204767021, 60204767022, 60204767025, 60204767028

METHOD BLANK: 1650919 Matrix: Water
Associated Lab Samples: 60204767017, 60204767018, 60204767019, 60204767021, 60204767022, 60204767025, 60204767028

Parameter	Units	Blank Result	Reporting Limit	MDL	Analyzed	Qualifiers
1,1,1-Trichloroethane	ug/L	ND	1.0	0.11	10/15/15 08:43	
1,1,2,2-Tetrachloroethane	ug/L	ND	1.0	0.15	10/15/15 08:43	
1,1,2-Trichloroethane	ug/L	ND	1.0	0.20	10/15/15 08:43	
1,1-Dichloroethane	ug/L	ND	1.0	0.050	10/15/15 08:43	
1,1-Dichloroethene	ug/L	ND	1.0	0.20	10/15/15 08:43	
1,2-Dichloroethane	ug/L	ND	1.0	0.12	10/15/15 08:43	
1,2-Dichloropropane	ug/L	ND	1.0	0.16	10/15/15 08:43	
2-Butanone (MEK)	ug/L	ND	10.0	0.59	10/15/15 08:43	
2-Hexanone	ug/L	ND	10.0	1.2	10/15/15 08:43	
4-Methyl-2-pentanone (MIBK)	ug/L	ND	10.0	0.42	10/15/15 08:43	
Acetone	ug/L	ND	10.0	1.9	10/15/15 08:43	
Benzene	ug/L	ND	1.0	0.060	10/15/15 08:43	
Bromodichloromethane	ug/L	ND	1.0	0.19	10/15/15 08:43	
Bromoform	ug/L	ND	1.0	0.070	10/15/15 08:43	
Bromomethane	ug/L	ND	5.0	0.16	10/15/15 08:43	
Carbon disulfide	ug/L	ND	5.0	0.12	10/15/15 08:43	
Carbon tetrachloride	ug/L	ND	1.0	0.18	10/15/15 08:43	
Chlorobenzene	ug/L	ND	1.0	0.21	10/15/15 08:43	
Chloroethane	ug/L	ND	1.0	0.15	10/15/15 08:43	
Chloroform	ug/L	ND	1.0	0.14	10/15/15 08:43	
Chloromethane	ug/L	ND	1.0	0.080	10/15/15 08:43	
cis-1,2-Dichloroethene	ug/L	ND	1.0	0.080	10/15/15 08:43	
cis-1,3-Dichloropropene	ug/L	ND	1.0	0.14	10/15/15 08:43	
Dibromochloromethane	ug/L	ND	1.0	0.21	10/15/15 08:43	
Ethylbenzene	ug/L	ND	1.0	0.18	10/15/15 08:43	
Methylene chloride	ug/L	0.27J	1.0	0.15	10/15/15 08:43	
Styrene	ug/L	ND	1.0	0.12	10/15/15 08:43	
Tetrachloroethene	ug/L	ND	1.0	0.10	10/15/15 08:43	
Toluene	ug/L	ND	1.0	0.17	10/15/15 08:43	
trans-1,2-Dichloroethene	ug/L	ND	1.0	0.20	10/15/15 08:43	
trans-1,3-Dichloropropene	ug/L	ND	1.0	0.12	10/15/15 08:43	
Trichloroethene	ug/L	ND	1.0	0.17	10/15/15 08:43	
Vinyl chloride	ug/L	ND	1.0	0.13	10/15/15 08:43	
Xylene (Total)	ug/L	ND	3.0	0.42	10/15/15 08:43	
1,2-Dichloroethane-d4 (S)	%	98	80-120		10/15/15 08:43	
4-Bromofluorobenzene (S)	%	97	80-120		10/15/15 08:43	
Toluene-d8 (S)	%	100	80-120		10/15/15 08:43	

Results presented on this page are in the units indicated by the "Units" column except where an alternate unit is presented to the right of the result.

REPORT OF LABORATORY ANALYSIS

This report shall not be reproduced, except in full,
without the written consent of Pace Analytical Services, Inc..

Pace Analytical Services, Inc.
9608 Loiret Blvd.
Lenexa, KS 66219
(913)599-5665

QUALITY CONTROL DATA

Project: Fort Smith, AR
Pace Project No.: 60204767

LABORATORY CONTROL SAMPLE: 1650920

Parameter	Units	Spike Conc.	LCS Result	LCS % Rec	% Rec Limits	Qualifiers
1,1,1-Trichloroethane	ug/L	20	19.8	99	80-120	
1,1,2,2-Tetrachloroethane	ug/L	20	19.3	96	73-121	
1,1,2-Trichloroethane	ug/L	20	19.2	96	80-120	
1,1-Dichloroethane	ug/L	20	19.7	98	80-120	
1,1-Dichloroethene	ug/L	20	18.2	91	80-120	
1,2-Dichloroethane	ug/L	20	19.5	97	81-120	
1,2-Dichloropropane	ug/L	20	19.9	100	80-120	
2-Butanone (MEK)	ug/L	100	113	113	67-122	
2-Hexanone	ug/L	100	108	108	75-121	
4-Methyl-2-pentanone (MIBK)	ug/L	100	105	105	76-120	
Acetone	ug/L	100	113	113	72-120	
Benzene	ug/L	20	20.4	102	80-120	
Bromodichloromethane	ug/L	20	19.9	100	80-120	
Bromoform	ug/L	20	20.6	103	73-138	
Bromomethane	ug/L	20	21.4	107	38-137	
Carbon disulfide	ug/L	20	21.3	107	71-129	
Carbon tetrachloride	ug/L	20	19.7	98	67-146	
Chlorobenzene	ug/L	20	19.3	96	80-120	
Chloroethane	ug/L	20	19.2	96	76-120	
Chloroform	ug/L	20	19.8	99	80-120	
Chloromethane	ug/L	20	18.7	93	34-165	
cis-1,2-Dichloroethene	ug/L	20	19.1	95	80-120	
cis-1,3-Dichloropropene	ug/L	20	20.1	101	80-120	
Dibromochloromethane	ug/L	20	20.0	100	80-126	
Ethylbenzene	ug/L	20	20.1	100	80-120	
Methylene chloride	ug/L	20	20.2	101	80-120	
Styrene	ug/L	20	20.4	102	80-123	
Tetrachloroethene	ug/L	20	19.3	96	80-123	
Toluene	ug/L	20	20.3	102	80-120	
trans-1,2-Dichloroethene	ug/L	20	19.2	96	80-120	
trans-1,3-Dichloropropene	ug/L	20	20.2	101	80-129	
Trichloroethene	ug/L	20	19.1	95	80-120	
Vinyl chloride	ug/L	20	20.5	103	62-125	
Xylene (Total)	ug/L	60	61.9	103	80-120	
1,2-Dichloroethane-d4 (S)	%			102	80-120	
4-Bromofluorobenzene (S)	%			97	80-120	
Toluene-d8 (S)	%			100	80-120	

Results presented on this page are in the units indicated by the "Units" column except where an alternate unit is presented to the right of the result.

REPORT OF LABORATORY ANALYSIS

This report shall not be reproduced, except in full,
without the written consent of Pace Analytical Services, Inc..

Pace Analytical Services, Inc.
9608 Loiret Blvd.
Lenexa, KS 66219
(913)599-5665

QUALITY CONTROL DATA

Project: Fort Smith, AR
Pace Project No.: 60204767

QC Batch: MSV/72263 Analysis Method: EPA 5030B/8260
QC Batch Method: EPA 5030B/8260 Analysis Description: 8260 MSV Water 10 mL Purge
Associated Lab Samples: 60204767030, 60204767032, 60204767035, 60204767036, 60204767037, 60204767038

METHOD BLANK: 1651024 Matrix: Water
Associated Lab Samples: 60204767030, 60204767032, 60204767035, 60204767036, 60204767037, 60204767038

Parameter	Units	Blank Result	Reporting Limit	MDL	Analyzed	Qualifiers
1,1,1-Trichloroethane	ug/L	ND	1.0	0.11	10/15/15 20:16	
1,1,2,2-Tetrachloroethane	ug/L	ND	1.0	0.15	10/15/15 20:16	
1,1,2-Trichloroethane	ug/L	ND	1.0	0.20	10/15/15 20:16	
1,1-Dichloroethane	ug/L	ND	1.0	0.050	10/15/15 20:16	
1,1-Dichloroethene	ug/L	ND	1.0	0.20	10/15/15 20:16	
1,2-Dichloroethane	ug/L	ND	1.0	0.12	10/15/15 20:16	
1,2-Dichloropropane	ug/L	ND	1.0	0.16	10/15/15 20:16	
2-Butanone (MEK)	ug/L	ND	10.0	0.59	10/15/15 20:16	
2-Hexanone	ug/L	ND	10.0	1.2	10/15/15 20:16	
4-Methyl-2-pentanone (MIBK)	ug/L	ND	10.0	0.42	10/15/15 20:16	
Acetone	ug/L	ND	10.0	1.9	10/15/15 20:16	
Benzene	ug/L	ND	1.0	0.060	10/15/15 20:16	
Bromodichloromethane	ug/L	ND	1.0	0.19	10/15/15 20:16	
Bromoform	ug/L	ND	1.0	0.070	10/15/15 20:16	
Bromomethane	ug/L	ND	5.0	0.16	10/15/15 20:16	
Carbon disulfide	ug/L	ND	5.0	0.12	10/15/15 20:16	
Carbon tetrachloride	ug/L	ND	1.0	0.18	10/15/15 20:16	
Chlorobenzene	ug/L	ND	1.0	0.21	10/15/15 20:16	
Chloroethane	ug/L	ND	1.0	0.15	10/15/15 20:16	
Chloroform	ug/L	ND	1.0	0.14	10/15/15 20:16	
Chloromethane	ug/L	ND	1.0	0.080	10/15/15 20:16	
cis-1,2-Dichloroethene	ug/L	ND	1.0	0.080	10/15/15 20:16	
cis-1,3-Dichloropropene	ug/L	ND	1.0	0.14	10/15/15 20:16	
Dibromochloromethane	ug/L	ND	1.0	0.21	10/15/15 20:16	
Ethylbenzene	ug/L	ND	1.0	0.18	10/15/15 20:16	
Methylene chloride	ug/L	0.37J	1.0	0.15	10/15/15 20:16	
Styrene	ug/L	ND	1.0	0.12	10/15/15 20:16	
Tetrachloroethene	ug/L	ND	1.0	0.10	10/15/15 20:16	
Toluene	ug/L	ND	1.0	0.17	10/15/15 20:16	
trans-1,2-Dichloroethene	ug/L	ND	1.0	0.20	10/15/15 20:16	
trans-1,3-Dichloropropene	ug/L	ND	1.0	0.12	10/15/15 20:16	
Trichloroethene	ug/L	ND	1.0	0.17	10/15/15 20:16	
Vinyl chloride	ug/L	ND	1.0	0.13	10/15/15 20:16	
Xylene (Total)	ug/L	ND	3.0	0.42	10/15/15 20:16	
1,2-Dichloroethane-d4 (S)	%	101	80-120		10/15/15 20:16	
4-Bromofluorobenzene (S)	%	100	80-120		10/15/15 20:16	
Toluene-d8 (S)	%	98	80-120		10/15/15 20:16	

Results presented on this page are in the units indicated by the "Units" column except where an alternate unit is presented to the right of the result.

REPORT OF LABORATORY ANALYSIS

This report shall not be reproduced, except in full,
without the written consent of Pace Analytical Services, Inc..

Pace Analytical Services, Inc.
9608 Loiret Blvd.
Lenexa, KS 66219
(913)599-5665

QUALITY CONTROL DATA

Project: Fort Smith, AR
Pace Project No.: 60204767

LABORATORY CONTROL SAMPLE: 1651025

Parameter	Units	Spike Conc.	LCS Result	LCS % Rec	% Rec Limits	Qualifiers
1,1,1-Trichloroethane	ug/L	20	20.0	100	80-120	
1,1,2,2-Tetrachloroethane	ug/L	20	18.5	92	73-121	
1,1,2-Trichloroethane	ug/L	20	19.3	97	80-120	
1,1-Dichloroethane	ug/L	20	20.5	103	80-120	
1,1-Dichloroethene	ug/L	20	19.2	96	80-120	
1,2-Dichloroethane	ug/L	20	20.1	100	81-120	
1,2-Dichloropropane	ug/L	20	19.9	100	80-120	
2-Butanone (MEK)	ug/L	100	108	108	67-122	
2-Hexanone	ug/L	100	101	101	75-121	
4-Methyl-2-pentanone (MIBK)	ug/L	100	107	107	76-120	
Acetone	ug/L	100	104	104	72-120	
Benzene	ug/L	20	20.7	104	80-120	
Bromodichloromethane	ug/L	20	19.8	99	80-120	
Bromoform	ug/L	20	19.9	100	73-138	
Bromomethane	ug/L	20	22.9	114	38-137	
Carbon disulfide	ug/L	20	22.1	111	71-129	
Carbon tetrachloride	ug/L	20	19.9	99	67-146	
Chlorobenzene	ug/L	20	19.4	97	80-120	
Chloroethane	ug/L	20	19.0	95	76-120	
Chloroform	ug/L	20	20.2	101	80-120	
Chloromethane	ug/L	20	25.8	129	34-165	
cis-1,2-Dichloroethene	ug/L	20	20.4	102	80-120	
cis-1,3-Dichloropropene	ug/L	20	20.5	102	80-120	
Dibromochloromethane	ug/L	20	21.1	105	80-126	
Ethylbenzene	ug/L	20	20.5	103	80-120	
Methylene chloride	ug/L	20	20.8	104	80-120	
Styrene	ug/L	20	20.4	102	80-123	
Tetrachloroethene	ug/L	20	19.8	99	80-123	
Toluene	ug/L	20	20.8	104	80-120	
trans-1,2-Dichloroethene	ug/L	20	19.8	99	80-120	
trans-1,3-Dichloropropene	ug/L	20	20.3	101	80-129	
Trichloroethene	ug/L	20	19.5	98	80-120	
Vinyl chloride	ug/L	20	21.2	106	62-125	
Xylene (Total)	ug/L	60	63.6	106	80-120	
1,2-Dichloroethane-d4 (S)	%			102	80-120	
4-Bromofluorobenzene (S)	%			101	80-120	
Toluene-d8 (S)	%			99	80-120	

Results presented on this page are in the units indicated by the "Units" column except where an alternate unit is presented to the right of the result.

REPORT OF LABORATORY ANALYSIS

This report shall not be reproduced, except in full,
without the written consent of Pace Analytical Services, Inc..

Pace Analytical Services, Inc.
9608 Loiret Blvd.
Lenexa, KS 66219
(913)599-5665

QUALITY CONTROL DATA

Project: Fort Smith, AR
Pace Project No.: 60204767

QC Batch: MSV/72387 Analysis Method: EPA 5030B/8260
QC Batch Method: EPA 5030B/8260 Analysis Description: 8260 MSV Water 10 mL Purge
Associated Lab Samples: 60204767008, 60204767010, 60204767018, 60204767035, 60204767036

METHOD BLANK: 1654376 Matrix: Water
Associated Lab Samples: 60204767008, 60204767010, 60204767018, 60204767035, 60204767036

Parameter	Units	Blank Result	Reporting Limit	MDL	Analyzed	Qualifiers
1,1,1-Trichloroethane	ug/L	ND	1.0	0.11	10/21/15 13:21	
1,1,2,2-Tetrachloroethane	ug/L	ND	1.0	0.15	10/21/15 13:21	
1,1,2-Trichloroethane	ug/L	ND	1.0	0.20	10/21/15 13:21	
1,1-Dichloroethane	ug/L	ND	1.0	0.050	10/21/15 13:21	
1,1-Dichloroethene	ug/L	ND	1.0	0.20	10/21/15 13:21	
1,2-Dichloroethane	ug/L	ND	1.0	0.12	10/21/15 13:21	
1,2-Dichloropropane	ug/L	ND	1.0	0.16	10/21/15 13:21	
2-Butanone (MEK)	ug/L	ND	10.0	0.59	10/21/15 13:21	
2-Hexanone	ug/L	ND	10.0	1.2	10/21/15 13:21	
4-Methyl-2-pentanone (MIBK)	ug/L	ND	10.0	0.42	10/21/15 13:21	
Acetone	ug/L	ND	10.0	1.9	10/21/15 13:21	
Benzene	ug/L	ND	1.0	0.060	10/21/15 13:21	
Bromodichloromethane	ug/L	ND	1.0	0.19	10/21/15 13:21	
Bromoform	ug/L	ND	1.0	0.070	10/21/15 13:21	
Bromomethane	ug/L	ND	5.0	0.16	10/21/15 13:21	
Carbon disulfide	ug/L	ND	5.0	0.12	10/21/15 13:21	
Carbon tetrachloride	ug/L	ND	1.0	0.18	10/21/15 13:21	
Chlorobenzene	ug/L	ND	1.0	0.21	10/21/15 13:21	
Chloroethane	ug/L	ND	1.0	0.15	10/21/15 13:21	
Chloroform	ug/L	ND	1.0	0.14	10/21/15 13:21	
Chloromethane	ug/L	ND	1.0	0.080	10/21/15 13:21	
cis-1,2-Dichloroethene	ug/L	ND	1.0	0.080	10/21/15 13:21	
cis-1,3-Dichloropropene	ug/L	ND	1.0	0.14	10/21/15 13:21	
Dibromochloromethane	ug/L	ND	1.0	0.21	10/21/15 13:21	
Ethylbenzene	ug/L	ND	1.0	0.18	10/21/15 13:21	
Methylene chloride	ug/L	ND	1.0	0.15	10/21/15 13:21	
Styrene	ug/L	ND	1.0	0.12	10/21/15 13:21	
Tetrachloroethene	ug/L	ND	1.0	0.10	10/21/15 13:21	
Toluene	ug/L	ND	1.0	0.17	10/21/15 13:21	
trans-1,2-Dichloroethene	ug/L	ND	1.0	0.20	10/21/15 13:21	
trans-1,3-Dichloropropene	ug/L	ND	1.0	0.12	10/21/15 13:21	
Trichloroethene	ug/L	ND	1.0	0.17	10/21/15 13:21	
Vinyl chloride	ug/L	ND	1.0	0.13	10/21/15 13:21	
Xylene (Total)	ug/L	ND	3.0	0.42	10/21/15 13:21	
1,2-Dichloroethane-d4 (S)	%	101	80-120		10/21/15 13:21	
4-Bromofluorobenzene (S)	%	97	80-120		10/21/15 13:21	
Toluene-d8 (S)	%	105	80-120		10/21/15 13:21	

Results presented on this page are in the units indicated by the "Units" column except where an alternate unit is presented to the right of the result.

REPORT OF LABORATORY ANALYSIS

This report shall not be reproduced, except in full,
without the written consent of Pace Analytical Services, Inc..

Pace Analytical Services, Inc.
9608 Loiret Blvd.
Lenexa, KS 66219
(913)599-5665

QUALITY CONTROL DATA

Project: Fort Smith, AR
Pace Project No.: 60204767

LABORATORY CONTROL SAMPLE: 1654377

Parameter	Units	Spike Conc.	LCS Result	LCS % Rec	% Rec Limits	Qualifiers
1,1,1-Trichloroethane	ug/L	20	18.2	91	80-120	
1,1,2,2-Tetrachloroethane	ug/L	20	19.7	98	73-121	
1,1,2-Trichloroethane	ug/L	20	19.6	98	80-120	
1,1-Dichloroethane	ug/L	20	17.6	88	80-120	
1,1-Dichloroethene	ug/L	20	17.9	90	80-120	
1,2-Dichloroethane	ug/L	20	18.4	92	81-120	
1,2-Dichloropropane	ug/L	20	17.0	85	80-120	
2-Butanone (MEK)	ug/L	100	86.9	87	67-122	
2-Hexanone	ug/L	100	104	104	75-121	
4-Methyl-2-pentanone (MIBK)	ug/L	100	90.7	91	76-120	
Acetone	ug/L	100	89.8	90	72-120	
Benzene	ug/L	20	18.0	90	80-120	
Bromodichloromethane	ug/L	20	19.0	95	80-120	
Bromoform	ug/L	20	21.7	108	73-138	
Bromomethane	ug/L	20	20.1	100	38-137	
Carbon disulfide	ug/L	20	19.8	99	71-129	
Carbon tetrachloride	ug/L	20	18.5	92	67-146	
Chlorobenzene	ug/L	20	20.6	103	80-120	
Chloroethane	ug/L	20	18.2	91	76-120	
Chloroform	ug/L	20	17.6	88	80-120	
Chloromethane	ug/L	20	19.1	96	34-165	
cis-1,2-Dichloroethene	ug/L	20	17.7	89	80-120	
cis-1,3-Dichloropropene	ug/L	20	18.9	95	80-120	
Dibromochloromethane	ug/L	20	23.0	115	80-126	
Ethylbenzene	ug/L	20	20.8	104	80-120	
Methylene chloride	ug/L	20	17.4	87	80-120	
Styrene	ug/L	20	21.9	110	80-123	
Tetrachloroethene	ug/L	20	21.5	108	80-123	
Toluene	ug/L	20	20.3	102	80-120	
trans-1,2-Dichloroethene	ug/L	20	17.6	88	80-120	
trans-1,3-Dichloropropene	ug/L	20	21.9	109	80-129	
Trichloroethene	ug/L	20	17.1	85	80-120	
Vinyl chloride	ug/L	20	20.7	104	62-125	
Xylene (Total)	ug/L	60	61.4	102	80-120	
1,2-Dichloroethane-d4 (S)	%			100	80-120	
4-Bromofluorobenzene (S)	%			94	80-120	
Toluene-d8 (S)	%			108	80-120	

Results presented on this page are in the units indicated by the "Units" column except where an alternate unit is presented to the right of the result.

REPORT OF LABORATORY ANALYSIS

This report shall not be reproduced, except in full,
without the written consent of Pace Analytical Services, Inc..

Pace Analytical Services, Inc.
9608 Loiret Blvd.
Lenexa, KS 66219
(913)599-5665

QUALITY CONTROL DATA

Project: Fort Smith, AR
Pace Project No.: 60204767

QC Batch: MSV/72185 Analysis Method: EPA 5030B/8260
QC Batch Method: EPA 5030B/8260 Analysis Description: 8260 MSV Water 7 day
Associated Lab Samples: 60204767003, 60204767004, 60204767013, 60204767020, 60204767023, 60204767024, 60204767026, 60204767027

METHOD BLANK: 1648879 Matrix: Water
Associated Lab Samples: 60204767003, 60204767004, 60204767013, 60204767020, 60204767023, 60204767024, 60204767026, 60204767027

Parameter	Units	Blank Result	Reporting Limit	MDL	Analyzed	Qualifiers
1,1,1-Trichloroethane	ug/L	ND	1.0	0.11	10/12/15 15:27	
1,1,2,2-Tetrachloroethane	ug/L	ND	1.0	0.15	10/12/15 15:27	
1,1,2-Trichloroethane	ug/L	ND	1.0	0.20	10/12/15 15:27	
1,1-Dichloroethane	ug/L	ND	1.0	0.050	10/12/15 15:27	
1,1-Dichloroethene	ug/L	ND	1.0	0.20	10/12/15 15:27	
1,2-Dichloroethane	ug/L	ND	1.0	0.12	10/12/15 15:27	
1,2-Dichloropropane	ug/L	ND	1.0	0.16	10/12/15 15:27	
2-Butanone (MEK)	ug/L	ND	10.0	0.59	10/12/15 15:27	
2-Hexanone	ug/L	ND	10.0	1.2	10/12/15 15:27	
4-Methyl-2-pentanone (MIBK)	ug/L	ND	10.0	0.42	10/12/15 15:27	
Acetone	ug/L	ND	10.0	1.9	10/12/15 15:27	
Benzene	ug/L	ND	1.0	0.060	10/12/15 15:27	
Bromodichloromethane	ug/L	ND	1.0	0.19	10/12/15 15:27	
Bromoform	ug/L	ND	1.0	0.070	10/12/15 15:27	
Bromomethane	ug/L	0.97J	5.0	0.16	10/12/15 15:27	
Carbon disulfide	ug/L	ND	5.0	0.12	10/12/15 15:27	
Carbon tetrachloride	ug/L	ND	1.0	0.18	10/12/15 15:27	
Chlorobenzene	ug/L	ND	1.0	0.21	10/12/15 15:27	
Chloroethane	ug/L	ND	1.0	0.15	10/12/15 15:27	
Chloroform	ug/L	ND	1.0	0.14	10/12/15 15:27	
Chloromethane	ug/L	0.16J	1.0	0.080	10/12/15 15:27	
cis-1,2-Dichloroethene	ug/L	ND	1.0	0.080	10/12/15 15:27	
cis-1,3-Dichloropropene	ug/L	ND	1.0	0.14	10/12/15 15:27	
Dibromochloromethane	ug/L	ND	1.0	0.21	10/12/15 15:27	
Ethylbenzene	ug/L	ND	1.0	0.18	10/12/15 15:27	
Methylene chloride	ug/L	ND	1.0	0.15	10/12/15 15:27	
Styrene	ug/L	ND	1.0	0.12	10/12/15 15:27	
Tetrachloroethene	ug/L	ND	1.0	0.10	10/12/15 15:27	
Toluene	ug/L	ND	1.0	0.17	10/12/15 15:27	
trans-1,2-Dichloroethene	ug/L	ND	1.0	0.20	10/12/15 15:27	
trans-1,3-Dichloropropene	ug/L	ND	1.0	0.12	10/12/15 15:27	
Trichloroethene	ug/L	ND	1.0	0.17	10/12/15 15:27	
Vinyl chloride	ug/L	ND	1.0	0.13	10/12/15 15:27	
Xylene (Total)	ug/L	ND	3.0	0.42	10/12/15 15:27	
1,2-Dichloroethane-d4 (S)	%	98	80-120		10/12/15 15:27	
4-Bromofluorobenzene (S)	%	96	80-120		10/12/15 15:27	
Toluene-d8 (S)	%	102	80-120		10/12/15 15:27	

Results presented on this page are in the units indicated by the "Units" column except where an alternate unit is presented to the right of the result.

REPORT OF LABORATORY ANALYSIS

This report shall not be reproduced, except in full,
without the written consent of Pace Analytical Services, Inc..

Pace Analytical Services, Inc.
9608 Loiret Blvd.
Lenexa, KS 66219
(913)599-5665

QUALITY CONTROL DATA

Project: Fort Smith, AR
Pace Project No.: 60204767

LABORATORY CONTROL SAMPLE: 1648880

Parameter	Units	Spike Conc.	LCS Result	LCS % Rec	% Rec Limits	Qualifiers
1,1,1-Trichloroethane	ug/L	20	18.2	91	80-120	
1,1,2,2-Tetrachloroethane	ug/L	20	16.8	84	73-121	
1,1,2-Trichloroethane	ug/L	20	18.3	92	80-120	
1,1-Dichloroethane	ug/L	20	18.5	93	80-120	
1,1-Dichloroethene	ug/L	20	17.8	89	80-120	
1,2-Dichloroethane	ug/L	20	18.3	91	81-120	
1,2-Dichloropropane	ug/L	20	18.3	91	80-120	
2-Butanone (MEK)	ug/L	100	121	121	67-122	
2-Hexanone	ug/L	100	115	115	75-121	
4-Methyl-2-pentanone (MIBK)	ug/L	100	94.9	95	76-120	
Acetone	ug/L	100	124	124	72-120	L0
Benzene	ug/L	20	19.0	95	80-120	
Bromodichloromethane	ug/L	20	18.1	91	80-120	
Bromoform	ug/L	20	18.9	95	73-138	
Bromomethane	ug/L	20	17.1	86	38-137	
Carbon disulfide	ug/L	20	20.0	100	71-129	
Carbon tetrachloride	ug/L	20	17.9	89	67-146	
Chlorobenzene	ug/L	20	18.3	92	80-120	
Chloroethane	ug/L	20	19.9	100	76-120	
Chloroform	ug/L	20	17.4	87	80-120	
Chloromethane	ug/L	20	15.8	79	34-165	
cis-1,2-Dichloroethene	ug/L	20	18.4	92	80-120	
cis-1,3-Dichloropropene	ug/L	20	17.8	89	80-120	
Dibromochloromethane	ug/L	20	19.0	95	80-126	
Ethylbenzene	ug/L	20	18.7	94	80-120	
Methylene chloride	ug/L	20	18.7	93	80-120	
Styrene	ug/L	20	19.6	98	80-123	
Tetrachloroethene	ug/L	20	19.0	95	80-123	
Toluene	ug/L	20	18.9	94	80-120	
trans-1,2-Dichloroethene	ug/L	20	17.7	88	80-120	
trans-1,3-Dichloropropene	ug/L	20	18.5	93	80-129	
Trichloroethene	ug/L	20	17.8	89	80-120	
Vinyl chloride	ug/L	20	18.8	94	62-125	
Xylene (Total)	ug/L	60	56.5	94	80-120	
1,2-Dichloroethane-d4 (S)	%			100	80-120	
4-Bromofluorobenzene (S)	%			97	80-120	
Toluene-d8 (S)	%			101	80-120	

Results presented on this page are in the units indicated by the "Units" column except where an alternate unit is presented to the right of the result.

REPORT OF LABORATORY ANALYSIS

This report shall not be reproduced, except in full,
without the written consent of Pace Analytical Services, Inc..

Pace Analytical Services, Inc.
9608 Loiret Blvd.
Lenexa, KS 66219
(913)599-5665

QUALITY CONTROL DATA

Project: Fort Smith, AR
Pace Project No.: 60204767

QC Batch: MSV/72280 Analysis Method: EPA 5030B/8260
QC Batch Method: EPA 5030B/8260 Analysis Description: 8260 MSV Water 7 day
Associated Lab Samples: 60204767014, 60204767015, 60204767024, 60204767026, 60204767027, 60204767029, 60204767031, 60204767033, 60204767034

METHOD BLANK: 1651340 Matrix: Water
Associated Lab Samples: 60204767014, 60204767015, 60204767024, 60204767026, 60204767027, 60204767029, 60204767031, 60204767033, 60204767034

Parameter	Units	Blank Result	Reporting Limit	MDL	Analyzed	Qualifiers
1,1,1-Trichloroethane	ug/L	ND	1.0	0.11	10/15/15 13:29	
1,1,2,2-Tetrachloroethane	ug/L	ND	1.0	0.15	10/15/15 13:29	
1,1,2-Trichloroethane	ug/L	ND	1.0	0.20	10/15/15 13:29	
1,1-Dichloroethane	ug/L	ND	1.0	0.050	10/15/15 13:29	
1,1-Dichloroethene	ug/L	ND	1.0	0.20	10/15/15 13:29	
1,2-Dichloroethane	ug/L	ND	1.0	0.12	10/15/15 13:29	
1,2-Dichloropropane	ug/L	ND	1.0	0.16	10/15/15 13:29	
2-Butanone (MEK)	ug/L	ND	10.0	0.59	10/15/15 13:29	
2-Hexanone	ug/L	ND	10.0	1.2	10/15/15 13:29	
4-Methyl-2-pentanone (MIBK)	ug/L	ND	10.0	0.42	10/15/15 13:29	
Acetone	ug/L	ND	10.0	1.9	10/15/15 13:29	
Benzene	ug/L	ND	1.0	0.060	10/15/15 13:29	
Bromodichloromethane	ug/L	ND	1.0	0.19	10/15/15 13:29	
Bromoform	ug/L	ND	1.0	0.070	10/15/15 13:29	
Bromomethane	ug/L	ND	5.0	0.16	10/15/15 13:29	
Carbon disulfide	ug/L	ND	5.0	0.12	10/15/15 13:29	
Carbon tetrachloride	ug/L	ND	1.0	0.18	10/15/15 13:29	
Chlorobenzene	ug/L	ND	1.0	0.21	10/15/15 13:29	
Chloroethane	ug/L	ND	1.0	0.15	10/15/15 13:29	
Chloroform	ug/L	ND	1.0	0.14	10/15/15 13:29	
Chloromethane	ug/L	ND	1.0	0.080	10/15/15 13:29	
cis-1,2-Dichloroethene	ug/L	ND	1.0	0.080	10/15/15 13:29	
cis-1,3-Dichloropropene	ug/L	ND	1.0	0.14	10/15/15 13:29	
Dibromochloromethane	ug/L	ND	1.0	0.21	10/15/15 13:29	
Ethylbenzene	ug/L	ND	1.0	0.18	10/15/15 13:29	
Methylene chloride	ug/L	ND	1.0	0.15	10/15/15 13:29	
Styrene	ug/L	ND	1.0	0.12	10/15/15 13:29	
Tetrachloroethene	ug/L	ND	1.0	0.10	10/15/15 13:29	
Toluene	ug/L	ND	1.0	0.17	10/15/15 13:29	
trans-1,2-Dichloroethene	ug/L	ND	1.0	0.20	10/15/15 13:29	
trans-1,3-Dichloropropene	ug/L	ND	1.0	0.12	10/15/15 13:29	
Trichloroethene	ug/L	ND	1.0	0.17	10/15/15 13:29	
Vinyl chloride	ug/L	ND	1.0	0.13	10/15/15 13:29	
Xylene (Total)	ug/L	ND	3.0	0.42	10/15/15 13:29	
1,2-Dichloroethane-d4 (S)	%	100	80-120		10/15/15 13:29	
4-Bromofluorobenzene (S)	%	100	80-120		10/15/15 13:29	
Toluene-d8 (S)	%	104	80-120		10/15/15 13:29	

Results presented on this page are in the units indicated by the "Units" column except where an alternate unit is presented to the right of the result.

REPORT OF LABORATORY ANALYSIS

This report shall not be reproduced, except in full,
without the written consent of Pace Analytical Services, Inc..

Pace Analytical Services, Inc.
9608 Loiret Blvd.
Lenexa, KS 66219
(913)599-5665

QUALITY CONTROL DATA

Project: Fort Smith, AR
Pace Project No.: 60204767

LABORATORY CONTROL SAMPLE: 1651341

Parameter	Units	Spike Conc.	LCS Result	LCS % Rec	% Rec Limits	Qualifiers
1,1,1-Trichloroethane	ug/L	20	18.0	90	80-120	
1,1,2,2-Tetrachloroethane	ug/L	20	20.5	102	73-121	
1,1,2-Trichloroethane	ug/L	20	19.5	98	80-120	
1,1-Dichloroethane	ug/L	20	18.3	92	80-120	
1,1-Dichloroethene	ug/L	20	17.1	86	80-120	
1,2-Dichloroethane	ug/L	20	18.2	91	81-120	
1,2-Dichloropropane	ug/L	20	18.5	92	80-120	
2-Butanone (MEK)	ug/L	100	97.0	97	67-122	
2-Hexanone	ug/L	100	112	112	75-121	
4-Methyl-2-pentanone (MIBK)	ug/L	100	99.8	100	76-120	
Acetone	ug/L	100	93.9	94	72-120	
Benzene	ug/L	20	18.9	94	80-120	
Bromodichloromethane	ug/L	20	19.4	97	80-120	
Bromoform	ug/L	20	19.8	99	73-138	
Bromomethane	ug/L	20	13.7	68	38-137	
Carbon disulfide	ug/L	20	19.3	96	71-129	
Carbon tetrachloride	ug/L	20	18.0	90	67-146	
Chlorobenzene	ug/L	20	20.2	101	80-120	
Chloroethane	ug/L	20	18.9	95	76-120	
Chloroform	ug/L	20	17.8	89	80-120	
Chloromethane	ug/L	20	17.8	89	34-165	
cis-1,2-Dichloroethene	ug/L	20	17.8	89	80-120	
cis-1,3-Dichloropropene	ug/L	20	19.9	100	80-120	
Dibromochloromethane	ug/L	20	21.3	107	80-126	
Ethylbenzene	ug/L	20	20.6	103	80-120	
Methylene chloride	ug/L	20	17.3	87	80-120	
Styrene	ug/L	20	21.5	108	80-123	
Tetrachloroethene	ug/L	20	19.5	98	80-123	
Toluene	ug/L	20	20.0	100	80-120	
trans-1,2-Dichloroethene	ug/L	20	17.5	88	80-120	
trans-1,3-Dichloropropene	ug/L	20	21.9	109	80-129	
Trichloroethene	ug/L	20	17.1	86	80-120	
Vinyl chloride	ug/L	20	18.9	95	62-125	
Xylene (Total)	ug/L	60	60.9	101	80-120	
1,2-Dichloroethane-d4 (S)	%			98	80-120	
4-Bromofluorobenzene (S)	%			97	80-120	
Toluene-d8 (S)	%			104	80-120	

Results presented on this page are in the units indicated by the "Units" column except where an alternate unit is presented to the right of the result.

REPORT OF LABORATORY ANALYSIS

This report shall not be reproduced, except in full,
without the written consent of Pace Analytical Services, Inc..

Pace Analytical Services, Inc.
9608 Loiret Blvd.
Lenexa, KS 66219
(913)599-5665

QUALITY CONTROL DATA

Project: Fort Smith, AR
Pace Project No.: 60204767

QC Batch: WET/57766 Analysis Method: SM 2320B
QC Batch Method: SM 2320B Analysis Description: 2320B Alkalinity
Associated Lab Samples: 60204767001, 60204767003, 60204767004, 60204767005, 60204767006, 60204767008, 60204767009, 60204767010, 60204767013, 60204767014, 60204767015

METHOD BLANK: 1650120 Matrix: Water
Associated Lab Samples: 60204767001, 60204767003, 60204767004, 60204767005, 60204767006, 60204767008, 60204767009, 60204767010, 60204767013, 60204767014, 60204767015

Parameter	Units	Blank Result	Reporting Limit	MDL	Analyzed	Qualifiers
Alkalinity, Carbonate (CaCO3)	mg/L	ND	20.0	2.0	10/14/15 09:46	
Alkalinity, Total as CaCO3	mg/L	ND	20.0	2.0	10/14/15 09:46	
Alkalinity,Bicarbonate (CaCO3)	mg/L	ND	20.0	2.0	10/14/15 09:46	

LABORATORY CONTROL SAMPLE: 1650121

Parameter	Units	Spike Conc.	LCS Result	LCS % Rec	% Rec Limits	Qualifiers
Alkalinity, Total as CaCO3	mg/L	500	484	97	90-110	

SAMPLE DUPLICATE: 1650122

Parameter	Units	60204456001 Result	Dup Result	RPD	Max RPD	Qualifiers
Alkalinity, Carbonate (CaCO3)	mg/L	20.03	ND		10	
Alkalinity, Total as CaCO3	mg/L	281	276	2	10	
Alkalinity,Bicarbonate (CaCO3)	mg/L	281	276	2	10	

SAMPLE DUPLICATE: 1650123

Parameter	Units	60204639002 Result	Dup Result	RPD	Max RPD	Qualifiers
Alkalinity, Carbonate (CaCO3)	mg/L	ND	ND		10	
Alkalinity, Total as CaCO3	mg/L	429	428	0	10	
Alkalinity,Bicarbonate (CaCO3)	mg/L	429	428	0	10	

Results presented on this page are in the units indicated by the "Units" column except where an alternate unit is presented to the right of the result.

REPORT OF LABORATORY ANALYSIS

This report shall not be reproduced, except in full,
without the written consent of Pace Analytical Services, Inc..

Pace Analytical Services, Inc.
9608 Loiret Blvd.
Lenexa, KS 66219
(913)599-5665

QUALITY CONTROL DATA

Project: Fort Smith, AR
Pace Project No.: 60204767

QC Batch: WET/57776 Analysis Method: SM 2320B
QC Batch Method: SM 2320B Analysis Description: 2320B Alkalinity
Associated Lab Samples: 60204767017, 60204767020, 60204767021, 60204767022, 60204767024, 60204767026, 60204767027, 60204767028, 60204767031, 60204767033, 60204767034, 60204767035, 60204767036

METHOD BLANK: 1650602 Matrix: Water
Associated Lab Samples: 60204767017, 60204767020, 60204767021, 60204767022, 60204767024, 60204767026, 60204767027, 60204767028, 60204767031, 60204767033, 60204767034, 60204767035, 60204767036

Parameter	Units	Blank Result	Reporting Limit	MDL	Analyzed	Qualifiers
Alkalinity, Carbonate (CaCO3)	mg/L	ND	20.0	2.0	10/14/15 15:29	
Alkalinity, Total as CaCO3	mg/L	ND	20.0	2.0	10/14/15 15:29	
Alkalinity,Bicarbonate (CaCO3)	mg/L	ND	20.0	2.0	10/14/15 15:29	

LABORATORY CONTROL SAMPLE: 1650603

Parameter	Units	Spike Conc.	LCS Result	LCS % Rec	% Rec Limits	Qualifiers
Alkalinity, Total as CaCO3	mg/L	500	473	95	90-110	

SAMPLE DUPLICATE: 1650604

Parameter	Units	60204767020 Result	Dup Result	RPD	Max RPD	Qualifiers
Alkalinity, Carbonate (CaCO3)	mg/L	ND	ND		10	
Alkalinity, Total as CaCO3	mg/L	117	120	2	10	
Alkalinity,Bicarbonate (CaCO3)	mg/L	117	120	2	10	

SAMPLE DUPLICATE: 1650605

Parameter	Units	60204767028 Result	Dup Result	RPD	Max RPD	Qualifiers
Alkalinity, Carbonate (CaCO3)	mg/L	ND	ND		10	
Alkalinity, Total as CaCO3	mg/L	51.0	51.4	1	10	
Alkalinity,Bicarbonate (CaCO3)	mg/L	51.0	51.4	1	10	

Results presented on this page are in the units indicated by the "Units" column except where an alternate unit is presented to the right of the result.

REPORT OF LABORATORY ANALYSIS

This report shall not be reproduced, except in full,
without the written consent of Pace Analytical Services, Inc..

Pace Analytical Services, Inc.
9608 Loiret Blvd.
Lenexa, KS 66219
(913)599-5665

QUALITY CONTROL DATA

Project: Fort Smith, AR
Pace Project No.: 60204767

QC Batch: WET/57791
QC Batch Method: SM 2320B
Analysis Method: SM 2320B
Analysis Description: 2320B Alkalinity
Associated Lab Samples: 60204767023

METHOD BLANK: 1651054
Matrix: Water
Associated Lab Samples: 60204767023

Parameter	Units	Blank Result	Reporting Limit	MDL	Analyzed	Qualifiers
Alkalinity, Carbonate (CaCO3)	mg/L	ND	20.0	2.0	10/15/15 11:57	
Alkalinity, Total as CaCO3	mg/L	ND	20.0	2.0	10/15/15 11:57	
Alkalinity,Bicarbonate (CaCO3)	mg/L	ND	20.0	2.0	10/15/15 11:57	

LABORATORY CONTROL SAMPLE: 1651055

Parameter	Units	Spike Conc.	LCS Result	LCS % Rec	% Rec Limits	Qualifiers
Alkalinity, Total as CaCO3	mg/L	500	475	95	90-110	

SAMPLE DUPLICATE: 1651056

Parameter	Units	60204906002 Result	Dup Result	RPD	Max RPD	Qualifiers
Alkalinity, Carbonate (CaCO3)	mg/L	ND	ND		10	
Alkalinity, Total as CaCO3	mg/L	104	103	0	10	
Alkalinity,Bicarbonate (CaCO3)	mg/L	104	103	0	10	

SAMPLE DUPLICATE: 1651057

Parameter	Units	60205012002 Result	Dup Result	RPD	Max RPD	Qualifiers
Alkalinity, Carbonate (CaCO3)	mg/L	ND	ND		10	
Alkalinity, Total as CaCO3	mg/L	131	133	2	10	
Alkalinity,Bicarbonate (CaCO3)	mg/L	131	133	2	10	

Results presented on this page are in the units indicated by the "Units" column except where an alternate unit is presented to the right of the result.

REPORT OF LABORATORY ANALYSIS

This report shall not be reproduced, except in full,
without the written consent of Pace Analytical Services, Inc..

Pace Analytical Services, Inc.
9608 Loiret Blvd.
Lenexa, KS 66219
(913)599-5665

QUALITY CONTROL DATA

Project: Fort Smith, AR
Pace Project No.: 60204767

QC Batch: WET/57721 Analysis Method: SM 4500-S-2 D
QC Batch Method: SM 4500-S-2 D Analysis Description: 4500S2D Sulfide, Total
Associated Lab Samples: 60204767001, 60204767003, 60204767004, 60204767005, 60204767006, 60204767008, 60204767009, 60204767010, 60204767013, 60204767014, 60204767017, 60204767020, 60204767021, 60204767022, 60204767023, 60204767024, 60204767026, 60204767027, 60204767028

METHOD BLANK: 1648886 Matrix: Water
Associated Lab Samples: 60204767001, 60204767003, 60204767004, 60204767005, 60204767006, 60204767008, 60204767009, 60204767010, 60204767013, 60204767014, 60204767017, 60204767020, 60204767021, 60204767022, 60204767023, 60204767024, 60204767026, 60204767027, 60204767028

Parameter	Units	Blank Result	Reporting Limit	MDL	Analyzed	Qualifiers
Sulfide, Total	mg/L	ND	0.050	0.012	10/13/15 08:13	

LABORATORY CONTROL SAMPLE: 1648887

Parameter	Units	Spike Conc.	LCS Result	LCS % Rec	% Rec Limits	Qualifiers
Sulfide, Total	mg/L	.5	0.49	98	80-120	

MATRIX SPIKE SAMPLE: 1648888

Parameter	Units	60204767001 Result	Spike Conc.	MS Result	MS % Rec	% Rec Limits	Qualifiers
Sulfide, Total	mg/L	0.021J	.5	0.49	94	75-125	

SAMPLE DUPLICATE: 1648889

Parameter	Units	60204767003 Result	Dup Result	RPD	Max RPD	Qualifiers
Sulfide, Total	mg/L	ND	ND		20	

SAMPLE DUPLICATE: 1648890

Parameter	Units	60204767014 Result	Dup Result	RPD	Max RPD	Qualifiers
Sulfide, Total	mg/L	ND	ND		20	

Results presented on this page are in the units indicated by the "Units" column except where an alternate unit is presented to the right of the result.

REPORT OF LABORATORY ANALYSIS

This report shall not be reproduced, except in full,
without the written consent of Pace Analytical Services, Inc..

Pace Analytical Services, Inc.
9608 Loiret Blvd.
Lenexa, KS 66219
(913)599-5665

QUALITY CONTROL DATA

Project: Fort Smith, AR
Pace Project No.: 60204767

QC Batch: WET/57722 Analysis Method: SM 4500-S-2 D
QC Batch Method: SM 4500-S-2 D Analysis Description: 4500S2D Sulfide, Total
Associated Lab Samples: 60204767031, 60204767033, 60204767034, 60204767035, 60204767036

METHOD BLANK: 1648891 Matrix: Water
Associated Lab Samples: 60204767031, 60204767033, 60204767034, 60204767035, 60204767036

Parameter	Units	Blank Result	Reporting Limit	MDL	Analyzed	Qualifiers
Sulfide, Total	mg/L	ND	0.050	0.012	10/13/15 08:22	

LABORATORY CONTROL SAMPLE: 1648892

Parameter	Units	Spike Conc.	LCS Result	LCS % Rec	% Rec Limits	Qualifiers
Sulfide, Total	mg/L	.5	0.49	98	80-120	

MATRIX SPIKE SAMPLE: 1648893

Parameter	Units	60204767031 Result	Spike Conc.	MS Result	MS % Rec	% Rec Limits	Qualifiers
Sulfide, Total	mg/L	ND	.5	0.48	95	75-125	

SAMPLE DUPLICATE: 1648894

Parameter	Units	60204767033 Result	Dup Result	RPD	Max RPD	Qualifiers
Sulfide, Total	mg/L	ND	ND		20	

Results presented on this page are in the units indicated by the "Units" column except where an alternate unit is presented to the right of the result.

REPORT OF LABORATORY ANALYSIS

This report shall not be reproduced, except in full,
without the written consent of Pace Analytical Services, Inc..

Pace Analytical Services, Inc.
9608 Loiret Blvd.
Lenexa, KS 66219
(913)599-5665

QUALITY CONTROL DATA

Project: Fort Smith, AR
Pace Project No.: 60204767

QC Batch: WET/57749
QC Batch Method: SM 4500-S-2 D
Analysis Method: SM 4500-S-2 D
Analysis Description: 4500S2D Sulfide, Total
Associated Lab Samples: 60204767015

METHOD BLANK: 1649816 Matrix: Water
Associated Lab Samples: 60204767015

Parameter	Units	Blank Result	Reporting Limit	MDL	Analyzed	Qualifiers
Sulfide, Total	mg/L	ND	0.050	0.012	10/13/15 15:48	

LABORATORY CONTROL SAMPLE: 1649817

Parameter	Units	Spike Conc.	LCS Result	LCS % Rec	% Rec Limits	Qualifiers
Sulfide, Total	mg/L	.5	0.49	98	80-120	

MATRIX SPIKE SAMPLE: 1649818

Parameter	Units	60204906001 Result	Spike Conc.	MS Result	MS % Rec	% Rec Limits	Qualifiers
Sulfide, Total	mg/L	ND	.5	0.55	110	75-125	

SAMPLE DUPLICATE: 1649819

Parameter	Units	60204906002 Result	Dup Result	RPD	Max RPD	Qualifiers
Sulfide, Total	mg/L	0.70	0.70	0	20	

Results presented on this page are in the units indicated by the "Units" column except where an alternate unit is presented to the right of the result.

REPORT OF LABORATORY ANALYSIS

This report shall not be reproduced, except in full,
without the written consent of Pace Analytical Services, Inc..

Pace Analytical Services, Inc.
9608 Loiret Blvd.
Lenexa, KS 66219
(913)599-5665

QUALITY CONTROL DATA

Project: Fort Smith, AR
Pace Project No.: 60204767

QC Batch: WETA/36368 Analysis Method: EPA 300.0
QC Batch Method: EPA 300.0 Analysis Description: 300.0 IC Anions
Associated Lab Samples: 60204767001, 60204767003, 60204767004, 60204767005, 60204767006, 60204767008, 60204767009, 60204767010, 60204767013, 60204767014, 60204767015, 60204767017, 60204767020, 60204767021, 60204767022

METHOD BLANK: 1650104 Matrix: Water
Associated Lab Samples: 60204767001, 60204767003, 60204767004, 60204767005, 60204767006, 60204767008, 60204767009, 60204767010, 60204767013, 60204767014, 60204767015, 60204767017, 60204767020, 60204767021, 60204767022

Parameter	Units	Blank Result	Reporting Limit	MDL	Analyzed	Qualifiers
Chloride	mg/L	ND	1.0	0.50	10/15/15 07:53	
Sulfate	mg/L	ND	1.0	0.24	10/15/15 07:53	

LABORATORY CONTROL SAMPLE: 1650105

Parameter	Units	Spike Conc.	LCS Result	LCS % Rec	% Rec Limits	Qualifiers
Chloride	mg/L	5	4.6	92	90-110	
Sulfate	mg/L	5	4.8	96	90-110	

MATRIX SPIKE SAMPLE: 1650106

Parameter	Units	60204542001 Result	Spike Conc.	MS Result	MS % Rec	% Rec Limits	Qualifiers
Chloride	mg/L	254	100	348	94	80-120	
Sulfate	mg/L	67.7	50	112	88	80-120	

MATRIX SPIKE SAMPLE: 1650107

Parameter	Units	60204710003 Result	Spike Conc.	MS Result	MS % Rec	% Rec Limits	Qualifiers
Chloride	mg/L	6.2	25	27.5	85	80-120	
Sulfate	mg/L	68.1	25	89.4	85	80-120	

Results presented on this page are in the units indicated by the "Units" column except where an alternate unit is presented to the right of the result.

REPORT OF LABORATORY ANALYSIS

This report shall not be reproduced, except in full,
without the written consent of Pace Analytical Services, Inc..

Pace Analytical Services, Inc.
9608 Loiret Blvd.
Lenexa, KS 66219
(913)599-5665

QUALITY CONTROL DATA

Project: Fort Smith, AR
Pace Project No.: 60204767

QC Batch: WETA/36390 Analysis Method: EPA 300.0
QC Batch Method: EPA 300.0 Analysis Description: 300.0 IC Anions
Associated Lab Samples: 60204767023, 60204767024, 60204767026, 60204767027, 60204767028, 60204767031, 60204767033, 60204767034, 60204767035, 60204767036

METHOD BLANK: 1650893 Matrix: Water
Associated Lab Samples: 60204767023, 60204767024, 60204767026, 60204767027, 60204767028, 60204767031, 60204767033, 60204767034, 60204767035, 60204767036

Parameter	Units	Blank Result	Reporting Limit	MDL	Analyzed	Qualifiers
Chloride	mg/L	ND	1.0	0.50	10/15/15 20:13	
Sulfate	mg/L	ND	1.0	0.24	10/15/15 20:13	

METHOD BLANK: 1651700 Matrix: Water
Associated Lab Samples: 60204767023, 60204767024, 60204767026, 60204767027, 60204767028, 60204767031, 60204767033, 60204767034, 60204767035, 60204767036

Parameter	Units	Blank Result	Reporting Limit	MDL	Analyzed	Qualifiers
Chloride	mg/L	ND	1.0	0.50	10/16/15 09:03	
Sulfate	mg/L	ND	1.0	0.24	10/16/15 09:03	

LABORATORY CONTROL SAMPLE: 1650894

Parameter	Units	Spike Conc.	LCS Result	LCS % Rec	% Rec Limits	Qualifiers
Chloride	mg/L	5	4.6	92	90-110	
Sulfate	mg/L	5	4.5	91	90-110	

LABORATORY CONTROL SAMPLE: 1651701

Parameter	Units	Spike Conc.	LCS Result	LCS % Rec	% Rec Limits	Qualifiers
Chloride	mg/L	5	4.7	95	90-110	
Sulfate	mg/L	5	4.7	94	90-110	

MATRIX SPIKE SAMPLE: 1650895

Parameter	Units	60204767023 Result	Spike Conc.	MS Result	MS % Rec	% Rec Limits	Qualifiers
Chloride	mg/L	205	100	290	85	80-120	
Sulfate	mg/L	1070	500	1500	87	80-120	

Results presented on this page are in the units indicated by the "Units" column except where an alternate unit is presented to the right of the result.

REPORT OF LABORATORY ANALYSIS

This report shall not be reproduced, except in full,
without the written consent of Pace Analytical Services, Inc..

Pace Analytical Services, Inc.
9608 Loiret Blvd.
Lenexa, KS 66219
(913)599-5665

QUALITY CONTROL DATA

Project: Fort Smith, AR
Pace Project No.: 60204767

MATRIX SPIKE SAMPLE: 1650896

Parameter	Units	60204852001 Result	Spike Conc.	MS Result	MS % Rec	% Rec Limits	Qualifiers
Chloride	mg/L	2050	1000	2990	94	80-120	
Sulfate	mg/L	ND	1000	1040	91	80-120	

Results presented on this page are in the units indicated by the "Units" column except where an alternate unit is presented to the right of the result.

REPORT OF LABORATORY ANALYSIS

This report shall not be reproduced, except in full,
without the written consent of Pace Analytical Services, Inc..

Pace Analytical Services, Inc.
9608 Loiret Blvd.
Lenexa, KS 66219
(913)599-5665

QUALITY CONTROL DATA

Project: Fort Smith, AR
Pace Project No.: 60204767

QC Batch: WETA/36375 Analysis Method: EPA 350.1
QC Batch Method: EPA 350.1 Analysis Description: 350.1 Ammonia
Associated Lab Samples: 60204767001, 60204767003, 60204767004, 60204767005, 60204767006, 60204767008, 60204767009, 60204767010, 60204767013, 60204767014

METHOD BLANK: 1650480 Matrix: Water
Associated Lab Samples: 60204767001, 60204767003, 60204767004, 60204767005, 60204767006, 60204767008, 60204767009, 60204767010, 60204767013, 60204767014

Parameter	Units	Blank Result	Reporting Limit	MDL	Analyzed	Qualifiers
Nitrogen, Ammonia	mg/L	ND	0.10	0.046	10/14/15 13:43	

LABORATORY CONTROL SAMPLE: 1650481

Parameter	Units	Spike Conc.	LCS Result	LCS % Rec	% Rec Limits	Qualifiers
Nitrogen, Ammonia	mg/L	2	2.0	98	90-110	

MATRIX SPIKE SAMPLE: 1650482

Parameter	Units	60204563014 Result	Spike Conc.	MS Result	MS % Rec	% Rec Limits	Qualifiers
Nitrogen, Ammonia	mg/L	ND	2	1.6	79	90-110	M1

MATRIX SPIKE SAMPLE: 1650492

Parameter	Units	60204767013 Result	Spike Conc.	MS Result	MS % Rec	% Rec Limits	Qualifiers
Nitrogen, Ammonia	mg/L	0.35	2	1.1	38	90-110	M1

SAMPLE DUPLICATE: 1650483

Parameter	Units	60204563032 Result	Dup Result	RPD	Max RPD	Qualifiers
Nitrogen, Ammonia	mg/L	ND	ND		18	

Results presented on this page are in the units indicated by the "Units" column except where an alternate unit is presented to the right of the result.

REPORT OF LABORATORY ANALYSIS

This report shall not be reproduced, except in full,
without the written consent of Pace Analytical Services, Inc..

Pace Analytical Services, Inc.
9608 Loiret Blvd.
Lenexa, KS 66219
(913)599-5665

QUALITY CONTROL DATA

Project: Fort Smith, AR
Pace Project No.: 60204767

QC Batch: WETA/36376 Analysis Method: EPA 350.1
QC Batch Method: EPA 350.1 Analysis Description: 350.1 Ammonia
Associated Lab Samples: 60204767015, 60204767017, 60204767020, 60204767021, 60204767022, 60204767023, 60204767024, 60204767026, 60204767027, 60204767028, 60204767031, 60204767033, 60204767034, 60204767035, 60204767036

METHOD BLANK: 1650529 Matrix: Water
Associated Lab Samples: 60204767015, 60204767017, 60204767020, 60204767021, 60204767022, 60204767023, 60204767024, 60204767026, 60204767027, 60204767028, 60204767031, 60204767033, 60204767034, 60204767035, 60204767036

Parameter	Units	Blank Result	Reporting Limit	MDL	Analyzed	Qualifiers
Nitrogen, Ammonia	mg/L	ND	0.10	0.046	10/14/15 14:16	

LABORATORY CONTROL SAMPLE: 1650530

Parameter	Units	Spike Conc.	LCS Result	LCS % Rec	% Rec Limits	Qualifiers
Nitrogen, Ammonia	mg/L	2	2.0	100	90-110	

MATRIX SPIKE SAMPLE: 1650531

Parameter	Units	60204767015 Result	Spike Conc.	MS Result	MS % Rec	% Rec Limits	Qualifiers
Nitrogen, Ammonia	mg/L	ND	2	1.5	73	90-110	M1

MATRIX SPIKE SAMPLE: 1650533

Parameter	Units	60204767020 Result	Spike Conc.	MS Result	MS % Rec	% Rec Limits	Qualifiers
Nitrogen, Ammonia	mg/L	0.12	2	1.4	63	90-110	M1

SAMPLE DUPLICATE: 1650532

Parameter	Units	60204767017 Result	Dup Result	RPD	Max RPD	Qualifiers
Nitrogen, Ammonia	mg/L	ND	ND		18	

Results presented on this page are in the units indicated by the "Units" column except where an alternate unit is presented to the right of the result.

REPORT OF LABORATORY ANALYSIS

This report shall not be reproduced, except in full,
without the written consent of Pace Analytical Services, Inc..

Pace Analytical Services, Inc.
9608 Loiret Blvd.
Lenexa, KS 66219
(913)599-5665

QUALITY CONTROL DATA

Project: Fort Smith, AR
Pace Project No.: 60204767

QC Batch: WETA/36303 Analysis Method: EPA 353.2
QC Batch Method: EPA 353.2 Analysis Description: 353.2 Nitrate + Nitrite, Unpres.
Associated Lab Samples: 60204767003, 60204767006, 60204767022, 60204767023, 60204767026, 60204767033

METHOD BLANK: 1648008 Matrix: Water
Associated Lab Samples: 60204767003, 60204767006, 60204767022, 60204767023, 60204767026, 60204767033

Parameter	Units	Blank Result	Reporting Limit	MDL	Analyzed	Qualifiers
Nitrogen, Nitrate	mg/L	ND	0.10	0.014	10/10/15 08:13	
Nitrogen, Nitrite	mg/L	ND	0.10	0.023	10/10/15 08:13	
Nitrogen, NO2 plus NO3	mg/L	ND	0.10	0.014	10/10/15 08:13	

LABORATORY CONTROL SAMPLE: 1648009

Parameter	Units	Spike Conc.	LCS Result	LCS % Rec	% Rec Limits	Qualifiers
Nitrogen, Nitrate	mg/L	1.6	1.6	100	85-115	
Nitrogen, Nitrite	mg/L	.4	0.40	99	90-110	
Nitrogen, NO2 plus NO3	mg/L	2	2.0	100	90-110	

MATRIX SPIKE SAMPLE: 1648010

Parameter	Units	60204767022 Result	Spike Conc.	MS Result	MS % Rec	% Rec Limits	Qualifiers
Nitrogen, Nitrate	mg/L	0.022J	1.6	2.0	126	85-115	M1
Nitrogen, Nitrite	mg/L	ND	.4	0.49	122	90-110	M1
Nitrogen, NO2 plus NO3	mg/L	0.022J	2	2.5	125	90-110	M1

SAMPLE DUPLICATE: 1648011

Parameter	Units	60204767033 Result	Dup Result	RPD	Max RPD	Qualifiers
Nitrogen, Nitrate	mg/L	2.2	2.2	0	20	
Nitrogen, Nitrite	mg/L	ND	ND		20	
Nitrogen, NO2 plus NO3	mg/L	2.2	2.2	0	20	

Results presented on this page are in the units indicated by the "Units" column except where an alternate unit is presented to the right of the result.

REPORT OF LABORATORY ANALYSIS

This report shall not be reproduced, except in full,
without the written consent of Pace Analytical Services, Inc..

Pace Analytical Services, Inc.
9608 Loiret Blvd.
Lenexa, KS 66219
(913)599-5665

QUALITY CONTROL DATA

Project: Fort Smith, AR
Pace Project No.: 60204767

QC Batch: WETA/36304 Analysis Method: EPA 353.2
QC Batch Method: EPA 353.2 Analysis Description: 353.2 Nitrate + Nitrite, Unpres.
Associated Lab Samples: 60204767001, 60204767004, 60204767005, 60204767008, 60204767009, 60204767010, 60204767013, 60204767014, 60204767015, 60204767017, 60204767020, 60204767021, 60204767024, 60204767027, 60204767028, 60204767031, 60204767034, 60204767035, 60204767036

METHOD BLANK: 1648012 Matrix: Water
Associated Lab Samples: 60204767001, 60204767004, 60204767005, 60204767008, 60204767009, 60204767010, 60204767013, 60204767014, 60204767015, 60204767017, 60204767020, 60204767021, 60204767024, 60204767027, 60204767028, 60204767031, 60204767034, 60204767035, 60204767036

Parameter	Units	Blank Result	Reporting Limit	MDL	Analyzed	Qualifiers
Nitrogen, Nitrate	mg/L	ND	0.10	0.014	10/10/15 09:01	
Nitrogen, Nitrite	mg/L	ND	0.10	0.023	10/10/15 09:01	
Nitrogen, NO2 plus NO3	mg/L	ND	0.10	0.014	10/10/15 09:01	

LABORATORY CONTROL SAMPLE: 1648013

Parameter	Units	Spike Conc.	LCS Result	LCS % Rec	% Rec Limits	Qualifiers
Nitrogen, Nitrate	mg/L	1.6	1.7	107	85-115	
Nitrogen, Nitrite	mg/L	.4	0.42	105	90-110	
Nitrogen, NO2 plus NO3	mg/L	2	2.1	107	90-110	

MATRIX SPIKE SAMPLE: 1648014

Parameter	Units	60204767001 Result	Spike Conc.	MS Result	MS % Rec	% Rec Limits	Qualifiers
Nitrogen, Nitrate	mg/L	0.11	1.6	1.4	84	85-115	M1
Nitrogen, Nitrite	mg/L	ND	.4	0.44	109	90-110	
Nitrogen, NO2 plus NO3	mg/L	0.11	2	1.9	89	90-110	M1

MATRIX SPIKE SAMPLE: 1648015

Parameter	Units	60204767034 Result	Spike Conc.	MS Result	MS % Rec	% Rec Limits	Qualifiers
Nitrogen, Nitrate	mg/L	2.2	1.6	2.3	0	85-115	M1
Nitrogen, Nitrite	mg/L	ND	.4	ND	0	90-110	M1
Nitrogen, NO2 plus NO3	mg/L	2.2	2	2.3	0	90-110	M1

Results presented on this page are in the units indicated by the "Units" column except where an alternate unit is presented to the right of the result.

REPORT OF LABORATORY ANALYSIS

This report shall not be reproduced, except in full,
without the written consent of Pace Analytical Services, Inc..

Pace Analytical Services, Inc.
9608 Loiret Blvd.
Lenexa, KS 66219
(913)599-5665

QUALITY CONTROL DATA

Project: Fort Smith, AR
Pace Project No.: 60204767

QC Batch: WETA/36363 Analysis Method: EPA 365.4
QC Batch Method: EPA 365.4 Analysis Description: 365.4 Phosphorus
Associated Lab Samples: 60204767001, 60204767003, 60204767004, 60204767005, 60204767006

METHOD BLANK: 1649988 Matrix: Water
Associated Lab Samples: 60204767001, 60204767003, 60204767004, 60204767005, 60204767006

Parameter	Units	Blank Result	Reporting Limit	MDL	Analyzed	Qualifiers
Phosphorus	mg/L	ND	0.10	0.032	10/15/15 07:58	
Phosphorus as PO4	mg/L	ND	0.31		10/15/15 07:58	

LABORATORY CONTROL SAMPLE: 1649989

Parameter	Units	Spike Conc.	LCS Result	LCS % Rec	% Rec Limits	Qualifiers
Phosphorus	mg/L	2	2.1	103	90-110	
Phosphorus as PO4	mg/L		6.3			

MATRIX SPIKE SAMPLE: 1649990

Parameter	Units	60204563042 Result	Spike Conc.	MS Result	MS % Rec	% Rec Limits	Qualifiers
Phosphorus	mg/L	0.28	2	2.4	104	90-110	
Phosphorus as PO4	mg/L	0.87		7.2			

MATRIX SPIKE SAMPLE: 1649992

Parameter	Units	60204767003 Result	Spike Conc.	MS Result	MS % Rec	% Rec Limits	Qualifiers
Phosphorus	mg/L	8.8	2	10.8	99	90-110	
Phosphorus as PO4	mg/L	27.1		33.1			

SAMPLE DUPLICATE: 1649991

Parameter	Units	60204563043 Result	Dup Result	RPD	Max RPD	Qualifiers
Phosphorus	mg/L	ND	ND		10	
Phosphorus as PO4	mg/L	ND	ND	0		

Results presented on this page are in the units indicated by the "Units" column except where an alternate unit is presented to the right of the result.

REPORT OF LABORATORY ANALYSIS

This report shall not be reproduced, except in full,
without the written consent of Pace Analytical Services, Inc..

Pace Analytical Services, Inc.
9608 Loiret Blvd.
Lenexa, KS 66219
(913)599-5665

QUALITY CONTROL DATA

Project: Fort Smith, AR
Pace Project No.: 60204767

QC Batch: WETA/36383 Analysis Method: EPA 365.4
QC Batch Method: EPA 365.4 Analysis Description: 365.4 Phosphorus
Associated Lab Samples: 60204767008, 60204767009, 60204767010, 60204767013, 60204767014, 60204767015, 60204767017, 60204767020, 60204767021, 60204767022, 60204767023, 60204767024, 60204767026, 60204767027, 60204767028, 60204767031, 60204767033, 60204767034, 60204767035, 60204767036

METHOD BLANK: 1650859 Matrix: Water
Associated Lab Samples: 60204767008, 60204767009, 60204767010, 60204767013, 60204767014, 60204767015, 60204767017, 60204767020, 60204767021, 60204767022, 60204767023, 60204767024, 60204767026, 60204767027, 60204767028, 60204767031, 60204767033, 60204767034, 60204767035, 60204767036

Parameter	Units	Blank Result	Reporting Limit	MDL	Analyzed	Qualifiers
Phosphorus	mg/L	ND	0.10	0.032	10/16/15 06:52	
Phosphorus as PO4	mg/L	ND	0.31		10/16/15 06:52	

LABORATORY CONTROL SAMPLE: 1650860

Parameter	Units	Spike Conc.	LCS Result	LCS % Rec	% Rec Limits	Qualifiers
Phosphorus	mg/L	2	2.0	99	90-110	
Phosphorus as PO4	mg/L		6.1			

MATRIX SPIKE SAMPLE: 1650861

Parameter	Units	60204767015 Result	Spike Conc.	MS Result	MS % Rec	% Rec Limits	Qualifiers
Phosphorus	mg/L	ND	2	1.9	97	90-110	
Phosphorus as PO4	mg/L	ND		5.9			

MATRIX SPIKE SAMPLE: 1650863

Parameter	Units	60204767033 Result	Spike Conc.	MS Result	MS % Rec	% Rec Limits	Qualifiers
Phosphorus	mg/L	ND	2	1.9	97	90-110	
Phosphorus as PO4	mg/L	ND		6.0			

SAMPLE DUPLICATE: 1650862

Parameter	Units	60204767017 Result	Dup Result	RPD	Max RPD	Qualifiers
Phosphorus	mg/L	ND	ND		10	
Phosphorus as PO4	mg/L	ND	ND	0		

Results presented on this page are in the units indicated by the "Units" column except where an alternate unit is presented to the right of the result.

REPORT OF LABORATORY ANALYSIS

This report shall not be reproduced, except in full,
without the written consent of Pace Analytical Services, Inc..

Pace Analytical Services, Inc.
9608 Loiret Blvd.
Lenexa, KS 66219
(913)599-5665

QUALITY CONTROL DATA

Project: Fort Smith, AR
Pace Project No.: 60204767

QC Batch: WETA/36360 Analysis Method: SM 5310C
QC Batch Method: SM 5310C Analysis Description: 5310C Total Organic Carbon
Associated Lab Samples: 60204767003, 60204767004, 60204767005, 60204767006, 60204767008, 60204767009, 60204767010, 60204767013, 60204767014, 60204767015

METHOD BLANK: 1649976 Matrix: Water
Associated Lab Samples: 60204767003, 60204767004, 60204767005, 60204767006, 60204767008, 60204767009, 60204767010, 60204767013, 60204767014, 60204767015

Parameter	Units	Blank Result	Reporting Limit	MDL	Analyzed	Qualifiers
Total Organic Carbon	mg/L	0.52J	1.0	0.46	10/14/15 17:36	

LABORATORY CONTROL SAMPLE: 1649977

Parameter	Units	Spike Conc.	LCS Result	LCS % Rec	% Rec Limits	Qualifiers
Total Organic Carbon	mg/L	5	5.4	108	80-120	

MATRIX SPIKE SAMPLE: 1649978

Parameter	Units	60204563014 Result	Spike Conc.	MS Result	MS % Rec	% Rec Limits	Qualifiers
Total Organic Carbon	mg/L	0.61J	5	5.6	101	80-120	

SAMPLE DUPLICATE: 1649979

Parameter	Units	60204563043 Result	Dup Result	RPD	Max RPD	Qualifiers
Total Organic Carbon	mg/L	0.96J	0.98J		25	

Results presented on this page are in the units indicated by the "Units" column except where an alternate unit is presented to the right of the result.

REPORT OF LABORATORY ANALYSIS

This report shall not be reproduced, except in full,
without the written consent of Pace Analytical Services, Inc..

Pace Analytical Services, Inc.
9608 Loiret Blvd.
Lenexa, KS 66219
(913)599-5665

QUALITY CONTROL DATA

Project: Fort Smith, AR
Pace Project No.: 60204767

QC Batch: WETA/36378 Analysis Method: SM 5310C
QC Batch Method: SM 5310C Analysis Description: 5310C Total Organic Carbon
Associated Lab Samples: 60204767017, 60204767020, 60204767021, 60204767022, 60204767023, 60204767024, 60204767026, 60204767027, 60204767028, 60204767031, 60204767033, 60204767034, 60204767035, 60204767036

METHOD BLANK: 1650698 Matrix: Water
Associated Lab Samples: 60204767017, 60204767020, 60204767021, 60204767022, 60204767023, 60204767024, 60204767026, 60204767027, 60204767028, 60204767031, 60204767033, 60204767034, 60204767035, 60204767036

Parameter	Units	Blank Result	Reporting Limit	MDL	Analyzed	Qualifiers
Total Organic Carbon	mg/L	ND	1.0	0.46	10/15/15 10:47	

LABORATORY CONTROL SAMPLE: 1650699

Parameter	Units	Spike Conc.	LCS Result	LCS % Rec	% Rec Limits	Qualifiers
Total Organic Carbon	mg/L	5	5.3	105	80-120	

MATRIX SPIKE SAMPLE: 1650700

Parameter	Units	60204767017 Result	Spike Conc.	MS Result	MS % Rec	% Rec Limits	Qualifiers
Total Organic Carbon	mg/L	ND	5	3.4	63	80-120	M1

SAMPLE DUPLICATE: 1650701

Parameter	Units	60204767020 Result	Dup Result	RPD	Max RPD	Qualifiers
Total Organic Carbon	mg/L	ND	ND		25	

Results presented on this page are in the units indicated by the "Units" column except where an alternate unit is presented to the right of the result.

REPORT OF LABORATORY ANALYSIS

This report shall not be reproduced, except in full,
without the written consent of Pace Analytical Services, Inc..

Pace Analytical Services, Inc.
9608 Loiret Blvd.
Lenexa, KS 66219
(913)599-5665

QUALITY CONTROL DATA

Project: Fort Smith, AR
Pace Project No.: 60204767

QC Batch: WETA/36508 — Analysis Method: SM 5310C
QC Batch Method: SM 5310C — Analysis Description: 5310C Total Organic Carbon
Associated Lab Samples: 60204767001

METHOD BLANK: 1653951 — Matrix: Water
Associated Lab Samples: 60204767001

Parameter	Units	Blank Result	Reporting Limit	MDL	Analyzed	Qualifiers
Total Organic Carbon	mg/L	ND	1.0	0.46	10/21/15 10:10	

LABORATORY CONTROL SAMPLE: 1653952

Parameter	Units	Spike Conc.	LCS Result	LCS % Rec	% Rec Limits	Qualifiers
Total Organic Carbon	mg/L	5	5.1	101	80-120	

MATRIX SPIKE SAMPLE: 1653953

Parameter	Units	60205238001 Result	Spike Conc.	MS Result	MS % Rec	% Rec Limits	Qualifiers
Total Organic Carbon	mg/L	ND	5	2.7	43	80-120	M1

SAMPLE DUPLICATE: 1653955

Parameter	Units	60205238002 Result	Dup Result	RPD	Max RPD	Qualifiers
Total Organic Carbon	mg/L	ND	ND		25	

Results presented on this page are in the units indicated by the "Units" column except where an alternate unit is presented to the right of the result.

REPORT OF LABORATORY ANALYSIS

This report shall not be reproduced, except in full,
without the written consent of Pace Analytical Services, Inc..

Pace Analytical Services, Inc.
9608 Loiret Blvd.
Lenexa, KS 66219
(913)599-5665

QUALIFIERS

Project: Fort Smith, AR
Pace Project No.: 60204767

DEFINITIONS

DF - Dilution Factor, if reported, represents the factor applied to the reported data due to dilution of the sample aliquot.

ND - Not Detected at or above adjusted reporting limit.

J - Estimated concentration above the adjusted method detection limit and below the adjusted reporting limit.

MDL - Adjusted Method Detection Limit.

PQL - Practical Quantitation Limit.

RL - Reporting Limit.

S - Surrogate

1,2-Diphenylhydrazine decomposes to and cannot be separated from Azobenzene using Method 8270. The result for each analyte is a combined concentration.

Consistent with EPA guidelines, unrounded data are displayed and have been used to calculate % recovery and RPD values.

LCS(D) - Laboratory Control Sample (Duplicate)

MS(D) - Matrix Spike (Duplicate)

DUP - Sample Duplicate

RPD - Relative Percent Difference

NC - Not Calculable.

SG - Silica Gel - Clean-Up

U - Indicates the compound was analyzed for, but not detected.

N-Nitrosodiphenylamine decomposes and cannot be separated from Diphenylamine using Method 8270. The result reported for each analyte is a combined concentration.

Pace Analytical is TNI accredited. Contact your Pace PM for the current list of accredited analytes.

TNI - The NELAC Institute.

LABORATORIES

PASI-D	Pace Analytical Services - Dallas
PASI-K	Pace Analytical Services - Kansas City

BATCH QUALIFIERS

Batch: MSV/72185
[M5] A matrix spike/matrix spike duplicate was not performed for this batch due to insufficient sample volume.
Batch: MSV/72186
[M5] A matrix spike/matrix spike duplicate was not performed for this batch due to insufficient sample volume.
Batch: MSV/72258
[M5] A matrix spike/matrix spike duplicate was not performed for this batch due to insufficient sample volume.
Batch: MSV/72263
[M5] A matrix spike/matrix spike duplicate was not performed for this batch due to insufficient sample volume.
Batch: MSV/72280
[M5] A matrix spike/matrix spike duplicate was not performed for this batch due to insufficient sample volume.
Batch: WET/57812
[1] Ferrous Iron performed in the field
Batch: WET/57813
[1] Field pH
Batch: WET/57814
[1] Field pH

This report shall not be reproduced, except in full,
without the written consent of Pace Analytical Services, Inc..

Pace Analytical Services, Inc.
9608 Loiret Blvd.
Lenexa, KS 66219
(913)599-5665

QUALIFIERS

Project: Fort Smith, AR
Pace Project No.: 60204767

BATCH QUALIFIERS

Batch: WET/57815
[1] Ferrous Iron performed in the field
Batch: WET/57825
[1] Field pH
Batch: WET/57838
[1] Ferrous Iron performed in the field.
Batch: MSV/72387
[M5] A matrix spike/matrix spike duplicate was not performed for this batch due to insufficient sample volume.

ANALYTE QUALIFIERS

B	Analyte was detected in the associated method blank.
H6	Analysis initiated outside of the 15 minute EPA recommended holding time.
L0	Analyte recovery in the laboratory control sample (LCS) was outside QC limits.
L1	Analyte recovery in the laboratory control sample (LCS) was above QC limits. Results for this analyte in associated samples may be biased high.
L3	Analyte recovery in the laboratory control sample (LCS) exceeded QC limits. Analyte presence below reporting limits in associated samples. Results unaffected by high bias.
M1	Matrix spike recovery exceeded QC limits. Batch accepted based on laboratory control sample (LCS) recovery.
pH	Post-analysis pH measurement indicates insufficient VOA sample preservation.

This report shall not be reproduced, except in full,
without the written consent of Pace Analytical Services, Inc..

Pace Analytical Services, Inc.
9608 Loiret Blvd.
Lenexa, KS 66219
(913)599-5665

QUALITY CONTROL DATA CROSS REFERENCE TABLE

Project: Fort Smith, AR
Pace Project No.: 60204767

Lab ID	Sample ID	QC Batch Method	QC Batch	Analytical Method	Analytical Batch
60204767001	MW-61R-201510	EPA 8015 - Alcohol	GCSV/4452		
60204767003	MW-23-201510	EPA 8015 - Alcohol	GCSV/4452		
60204767004	MW-83-201510	EPA 8015 - Alcohol	GCSV/4452		
60204767005	MW-24-201510	EPA 8015 - Alcohol	GCSV/4452		
60204767006	MW-63R-201510	EPA 8015 - Alcohol	GCSV/4452		
60204767008	MW-38-201510	EPA 8015 - Alcohol	GCSV/4452		
60204767009	MW-58R-201510	EPA 8015 - Alcohol	GCSV/4452		
60204767010	MW-25-201510	EPA 8015 - Alcohol	GCSV/4452		
60204767013	ITMW-19-201510	EPA 8015 - Alcohol	GCSV/4452		
60204767014	MW-81-201510	EPA 8015 - Alcohol	GCSV/4452		
60204767015	MW-172-201510	EPA 8015 - Alcohol	GCSV/4452		
60204767017	MW-33R-201510	EPA 8015 - Alcohol	GCSV/4452		
60204767020	ITMW-15-201510	EPA 8015 - Alcohol	GCSV/4452		
60204767021	ITMW-7-201510	EPA 8015 - Alcohol	GCSV/4452		
60204767022	ITMW-21-201510	EPA 8015 - Alcohol	GCSV/4452		
60204767023	IW-77-201510	EPA 8015 - Alcohol	GCSV/4461		
60204767024	MW-86-201510	EPA 8015 - Alcohol	GCSV/4461		
60204767026	ITMW-17-201510	EPA 8015 - Alcohol	GCSV/4461		
60204767027	MW-85-201510	EPA 8015 - Alcohol	GCSV/4461		
60204767028	ITMW-18-201510	EPA 8015 - Alcohol	GCSV/4461		
60204767031	MW-34R-201510	EPA 8015 - Alcohol	GCSV/4461		
60204767033	MW-92-201510	EPA 8015 - Alcohol	GCSV/4461		
60204767034	MW-94-201510	EPA 8015 - Alcohol	GCSV/4461		
60204767035	MW-93-201510	EPA 8015 - Alcohol	GCSV/4461		
60204767036	MW-95-201510	EPA 8015 - Alcohol	GCSV/4461		
60204767001	MW-61R-201510	EPA 3010	MPRP/33491	EPA 6010	ICP/24679
60204767003	MW-23-201510	EPA 3010	MPRP/33491	EPA 6010	ICP/24679
60204767004	MW-83-201510	EPA 3010	MPRP/33491	EPA 6010	ICP/24679
60204767005	MW-24-201510	EPA 3010	MPRP/33491	EPA 6010	ICP/24679
60204767006	MW-63R-201510	EPA 3010	MPRP/33491	EPA 6010	ICP/24679
60204767008	MW-38-201510	EPA 3010	MPRP/33491	EPA 6010	ICP/24679
60204767009	MW-58R-201510	EPA 3010	MPRP/33491	EPA 6010	ICP/24679
60204767010	MW-25-201510	EPA 3010	MPRP/33491	EPA 6010	ICP/24679
60204767013	ITMW-19-201510	EPA 3010	MPRP/33491	EPA 6010	ICP/24679
60204767014	MW-81-201510	EPA 3010	MPRP/33491	EPA 6010	ICP/24679
60204767015	MW-172-201510	EPA 3010	MPRP/33491	EPA 6010	ICP/24679
60204767017	MW-33R-201510	EPA 3010	MPRP/33491	EPA 6010	ICP/24679
60204767020	ITMW-15-201510	EPA 3010	MPRP/33491	EPA 6010	ICP/24679
60204767021	ITMW-7-201510	EPA 3010	MPRP/33491	EPA 6010	ICP/24679
60204767022	ITMW-21-201510	EPA 3010	MPRP/33491	EPA 6010	ICP/24679
60204767023	IW-77-201510	EPA 3010	MPRP/33491	EPA 6010	ICP/24679
60204767024	MW-86-201510	EPA 3010	MPRP/33491	EPA 6010	ICP/24679
60204767026	ITMW-17-201510	EPA 3010	MPRP/33491	EPA 6010	ICP/24679
60204767027	MW-85-201510	EPA 3010	MPRP/33491	EPA 6010	ICP/24679
60204767028	ITMW-18-201510	EPA 3010	MPRP/33491	EPA 6010	ICP/24679
60204767031	MW-34R-201510	EPA 3010	MPRP/33492	EPA 6010	ICP/24676
60204767033	MW-92-201510	EPA 3010	MPRP/33492	EPA 6010	ICP/24676

This report shall not be reproduced, except in full,
without the written consent of Pace Analytical Services, Inc..

Pace Analytical Services, Inc.
9608 Loiret Blvd.
Lenexa, KS 66219
(913)599-5665

QUALITY CONTROL DATA CROSS REFERENCE TABLE

Project: Fort Smith, AR
Pace Project No.: 60204767

Lab ID	Sample ID	QC Batch Method	QC Batch	Analytical Method	Analytical Batch
60204767034	**MW-94-201510**	EPA 3010	MPRP/33492	EPA 6010	ICP/24676
60204767035	**MW-93-201510**	EPA 3010	MPRP/33492	EPA 6010	ICP/24676
60204767036	**MW-95-201510**	EPA 3010	MPRP/33492	EPA 6010	ICP/24676
60204767001	**MW-61R-201510**	EPA 5030B/8260	MSV/72186		
60204767002	**DUP-02-201510**	EPA 5030B/8260	MSV/72186		
60204767005	**MW-24-201510**	EPA 5030B/8260	MSV/72186		
60204767006	**MW-63R-201510**	EPA 5030B/8260	MSV/72186		
60204767007	**TB-19-201510**	EPA 5030B/8260	MSV/72186		
60204767008	**MW-38-201510**	EPA 5030B/8260	MSV/72186		
60204767008	**MW-38-201510**	EPA 5030B/8260	MSV/72387		
60204767009	**MW-58R-201510**	EPA 5030B/8260	MSV/72186		
60204767010	**MW-25-201510**	EPA 5030B/8260	MSV/72186		
60204767010	**MW-25-201510**	EPA 5030B/8260	MSV/72387		
60204767011	**TB-20-201510**	EPA 5030B/8260	MSV/72186		
60204767012	**TB-21-201510**	EPA 5030B/8260	MSV/72186		
60204767016	**EB-04-201510**	EPA 5030B/8260	MSV/72186		
60204767017	**MW-33R-201510**	EPA 5030B/8260	MSV/72258		
60204767018	**DUP-05-201510**	EPA 5030B/8260	MSV/72258		
60204767018	**DUP-05-201510**	EPA 5030B/8260	MSV/72387		
60204767019	**TB-22-201510**	EPA 5030B/8260	MSV/72258		
60204767021	**ITMW-7-201510**	EPA 5030B/8260	MSV/72258		
60204767022	**ITMW-21-201510**	EPA 5030B/8260	MSV/72258		
60204767025	**TB-23-201510**	EPA 5030B/8260	MSV/72258		
60204767028	**ITMW-18-201510**	EPA 5030B/8260	MSV/72258		
60204767030	**TB-24-201510**	EPA 5030B/8260	MSV/72263		
60204767032	**EB-07-201510**	EPA 5030B/8260	MSV/72263		
60204767035	**MW-93-201510**	EPA 5030B/8260	MSV/72263		
60204767035	**MW-93-201510**	EPA 5030B/8260	MSV/72387		
60204767036	**MW-95-201510**	EPA 5030B/8260	MSV/72263		
60204767036	**MW-95-201510**	EPA 5030B/8260	MSV/72387		
60204767037	**EB-06-201510**	EPA 5030B/8260	MSV/72263		
60204767038	**TB-25-201510**	EPA 5030B/8260	MSV/72263		
60204767003	**MW-23-201510**	EPA 5030B/8260	MSV/72185		
60204767004	**MW-83-201510**	EPA 5030B/8260	MSV/72185		
60204767013	**ITMW-19-201510**	EPA 5030B/8260	MSV/72185		
60204767014	**MW-81-201510**	EPA 5030B/8260	MSV/72280		
60204767015	**MW-172-201510**	EPA 5030B/8260	MSV/72280		
60204767020	**ITMW-15-201510**	EPA 5030B/8260	MSV/72185		
60204767023	**IW-77-201510**	EPA 5030B/8260	MSV/72185		
60204767024	**MW-86-201510**	EPA 5030B/8260	MSV/72185		

This report shall not be reproduced, except in full,
without the written consent of Pace Analytical Services, Inc..

Pace Analytical Services, Inc.
9608 Loiret Blvd.
Lenexa, KS 66219
(913)599-5665

QUALITY CONTROL DATA CROSS REFERENCE TABLE

Project: Fort Smith, AR
Pace Project No.: 60204767

Lab ID	Sample ID	QC Batch Method	QC Batch	Analytical Method	Analytical Batch
60204767024	MW-86-201510	EPA 5030B/8260	MSV/72280		
60204767026	ITMW-17-201510	EPA 5030B/8260	MSV/72185		
60204767026	ITMW-17-201510	EPA 5030B/8260	MSV/72280		
60204767027	MW-85-201510	EPA 5030B/8260	MSV/72185		
60204767027	MW-85-201510	EPA 5030B/8260	MSV/72280		
60204767029	DUP-06-201510	EPA 5030B/8260	MSV/72280		
60204767031	MW-34R-201510	EPA 5030B/8260	MSV/72280		
60204767033	MW-92-201510	EPA 5030B/8260	MSV/72280		
60204767034	MW-94-201510	EPA 5030B/8260	MSV/72280		
60204767001	MW-61R-201510	SM 2320B	WET/57766		
60204767003	MW-23-201510	SM 2320B	WET/57766		
60204767004	MW-83-201510	SM 2320B	WET/57766		
60204767005	MW-24-201510	SM 2320B	WET/57766		
60204767006	MW-63R-201510	SM 2320B	WET/57766		
60204767008	MW-38-201510	SM 2320B	WET/57766		
60204767009	MW-58R-201510	SM 2320B	WET/57766		
60204767010	MW-25-201510	SM 2320B	WET/57766		
60204767013	ITMW-19-201510	SM 2320B	WET/57766		
60204767014	MW-81-201510	SM 2320B	WET/57766		
60204767015	MW-172-201510	SM 2320B	WET/57766		
60204767017	MW-33R-201510	SM 2320B	WET/57776		
60204767020	ITMW-15-201510	SM 2320B	WET/57776		
60204767021	ITMW-7-201510	SM 2320B	WET/57776		
60204767022	ITMW-21-201510	SM 2320B	WET/57776		
60204767023	IW-77-201510	SM 2320B	WET/57791		
60204767024	MW-86-201510	SM 2320B	WET/57776		
60204767026	ITMW-17-201510	SM 2320B	WET/57776		
60204767027	MW-85-201510	SM 2320B	WET/57776		
60204767028	ITMW-18-201510	SM 2320B	WET/57776		
60204767031	MW-34R-201510	SM 2320B	WET/57776		
60204767033	MW-92-201510	SM 2320B	WET/57776		
60204767034	MW-94-201510	SM 2320B	WET/57776		
60204767035	MW-93-201510	SM 2320B	WET/57776		
60204767036	MW-95-201510	SM 2320B	WET/57776		
60204767001	MW-61R-201510	SM 3500-Fe B#4	WET/57812		
60204767003	MW-23-201510	SM 3500-Fe B#4	WET/57812		
60204767004	MW-83-201510	SM 3500-Fe B#4	WET/57838		
60204767005	MW-24-201510	SM 3500-Fe B#4	WET/57812		
60204767006	MW-63R-201510	SM 3500-Fe B#4	WET/57812		
60204767008	MW-38-201510	SM 3500-Fe B#4	WET/57812		
60204767009	MW-58R-201510	SM 3500-Fe B#4	WET/57812		
60204767010	MW-25-201510	SM 3500-Fe B#4	WET/57812		
60204767013	ITMW-19-201510	SM 3500-Fe B#4	WET/57812		

This report shall not be reproduced, except in full,
without the written consent of Pace Analytical Services, Inc..

Pace Analytical Services, Inc.
9608 Loiret Blvd.
Lenexa, KS 66219
(913)599-5665

QUALITY CONTROL DATA CROSS REFERENCE TABLE

Project: Fort Smith, AR
Pace Project No.: 60204767

Lab ID	Sample ID	QC Batch Method	QC Batch	Analytical Method	Analytical Batch
60204767014	MW-81-201510	SM 3500-Fe B#4	WET/57812		
60204767015	MW-172-201510	SM 3500-Fe B#4	WET/57812		
60204767017	MW-33R-201510	SM 3500-Fe B#4	WET/57812		
60204767020	ITMW-15-201510	SM 3500-Fe B#4	WET/57812		
60204767021	ITMW-7-201510	SM 3500-Fe B#4	WET/57812		
60204767022	ITMW-21-201510	SM 3500-Fe B#4	WET/57812		
60204767023	IW-77-201510	SM 3500-Fe B#4	WET/57812		
60204767024	MW-86-201510	SM 3500-Fe B#4	WET/57812		
60204767026	ITMW-17-201510	SM 3500-Fe B#4	WET/57812		
60204767027	MW-85-201510	SM 3500-Fe B#4	WET/57812		
60204767028	ITMW-18-201510	SM 3500-Fe B#4	WET/57812		
60204767031	MW-34R-201510	SM 3500-Fe B#4	WET/57815		
60204767033	MW-92-201510	SM 3500-Fe B#4	WET/57815		
60204767034	MW-94-201510	SM 3500-Fe B#4	WET/57815		
60204767035	MW-93-201510	SM 3500-Fe B#4	WET/57815		
60204767036	MW-95-201510	SM 3500-Fe B#4	WET/57815		
60204767001	MW-61R-201510	SM 4500-H+B	WET/57825		
60204767003	MW-23-201510	SM 4500-H+B	WET/57813		
60204767004	MW-83-201510	SM 4500-H+B	WET/57813		
60204767005	MW-24-201510	SM 4500-H+B	WET/57814		
60204767006	MW-63R-201510	SM 4500-H+B	WET/57813		
60204767008	MW-38-201510	SM 4500-H+B	WET/57814		
60204767009	MW-58R-201510	SM 4500-H+B	WET/57814		
60204767010	MW-25-201510	SM 4500-H+B	WET/57814		
60204767013	ITMW-19-201510	SM 4500-H+B	WET/57813		
60204767014	MW-81-201510	SM 4500-H+B	WET/57813		
60204767015	MW-172-201510	SM 4500-H+B	WET/57814		
60204767017	MW-33R-201510	SM 4500-H+B	WET/57814		
60204767020	ITMW-15-201510	SM 4500-H+B	WET/57813		
60204767021	ITMW-7-201510	SM 4500-H+B	WET/57813		
60204767022	ITMW-21-201510	SM 4500-H+B	WET/57813		
60204767023	IW-77-201510	SM 4500-H+B	WET/57813		
60204767024	MW-86-201510	SM 4500-H+B	WET/57814		
60204767026	ITMW-17-201510	SM 4500-H+B	WET/57813		
60204767027	MW-85-201510	SM 4500-H+B	WET/57813		
60204767028	ITMW-18-201510	SM 4500-H+B	WET/57814		
60204767031	MW-34R-201510	SM 4500-H+B	WET/57814		
60204767033	MW-92-201510	SM 4500-H+B	WET/57813		
60204767034	MW-94-201510	SM 4500-H+B	WET/57813		
60204767035	MW-93-201510	SM 4500-H+B	WET/57813		
60204767036	MW-95-201510	SM 4500-H+B	WET/57813		
60204767001	MW-61R-201510	SM 4500-S-2 D	WET/57721		

REPORT OF LABORATORY ANALYSIS

This report shall not be reproduced, except in full,
without the written consent of Pace Analytical Services, Inc..

Pace Analytical Services, Inc.
9608 Loiret Blvd.
Lenexa, KS 66219
(913)599-5665

QUALITY CONTROL DATA CROSS REFERENCE TABLE

Project: Fort Smith, AR
Pace Project No.: 60204767

Lab ID	Sample ID	QC Batch Method	QC Batch	Analytical Method	Analytical Batch
60204767003	MW-23-201510	SM 4500-S-2 D	WET/57721		
60204767004	MW-83-201510	SM 4500-S-2 D	WET/57721		
60204767005	MW-24-201510	SM 4500-S-2 D	WET/57721		
60204767006	MW-63R-201510	SM 4500-S-2 D	WET/57721		
60204767008	MW-38-201510	SM 4500-S-2 D	WET/57721		
60204767009	MW-58R-201510	SM 4500-S-2 D	WET/57721		
60204767010	MW-25-201510	SM 4500-S-2 D	WET/57721		
60204767013	ITMW-19-201510	SM 4500-S-2 D	WET/57721		
60204767014	MW-81-201510	SM 4500-S-2 D	WET/57721		
60204767015	MW-172-201510	SM 4500-S-2 D	WET/57749		
60204767017	MW-33R-201510	SM 4500-S-2 D	WET/57721		
60204767020	ITMW-15-201510	SM 4500-S-2 D	WET/57721		
60204767021	ITMW-7-201510	SM 4500-S-2 D	WET/57721		
60204767022	ITMW-21-201510	SM 4500-S-2 D	WET/57721		
60204767023	IW-77-201510	SM 4500-S-2 D	WET/57721		
60204767024	MW-86-201510	SM 4500-S-2 D	WET/57721		
60204767026	ITMW-17-201510	SM 4500-S-2 D	WET/57721		
60204767027	MW-85-201510	SM 4500-S-2 D	WET/57721		
60204767028	ITMW-18-201510	SM 4500-S-2 D	WET/57721		
60204767031	MW-34R-201510	SM 4500-S-2 D	WET/57722		
60204767033	MW-92-201510	SM 4500-S-2 D	WET/57722		
60204767034	MW-94-201510	SM 4500-S-2 D	WET/57722		
60204767035	MW-93-201510	SM 4500-S-2 D	WET/57722		
60204767036	MW-95-201510	SM 4500-S-2 D	WET/57722		
60204767001	MW-61R-201510	EPA 300.0	WETA/36368		
60204767003	MW-23-201510	EPA 300.0	WETA/36368		
60204767004	MW-83-201510	EPA 300.0	WETA/36368		
60204767005	MW-24-201510	EPA 300.0	WETA/36368		
60204767006	MW-63R-201510	EPA 300.0	WETA/36368		
60204767008	MW-38-201510	EPA 300.0	WETA/36368		
60204767009	MW-58R-201510	EPA 300.0	WETA/36368		
60204767010	MW-25-201510	EPA 300.0	WETA/36368		
60204767013	ITMW-19-201510	EPA 300.0	WETA/36368		
60204767014	MW-81-201510	EPA 300.0	WETA/36368		
60204767015	MW-172-201510	EPA 300.0	WETA/36368		
60204767017	MW-33R-201510	EPA 300.0	WETA/36368		
60204767020	ITMW-15-201510	EPA 300.0	WETA/36368		
60204767021	ITMW-7-201510	EPA 300.0	WETA/36368		
60204767022	ITMW-21-201510	EPA 300.0	WETA/36368		
60204767023	IW-77-201510	EPA 300.0	WETA/36390		
60204767024	MW-86-201510	EPA 300.0	WETA/36390		
60204767026	ITMW-17-201510	EPA 300.0	WETA/36390		
60204767027	MW-85-201510	EPA 300.0	WETA/36390		
60204767028	ITMW-18-201510	EPA 300.0	WETA/36390		
60204767031	MW-34R-201510	EPA 300.0	WETA/36390		
60204767033	MW-92-201510	EPA 300.0	WETA/36390		

This report shall not be reproduced, except in full,
without the written consent of Pace Analytical Services, Inc..

Pace Analytical Services, Inc.
9608 Loiret Blvd.
Lenexa, KS 66219
(913)599-5665

QUALITY CONTROL DATA CROSS REFERENCE TABLE

Project: Fort Smith, AR
Pace Project No.: 60204767

Lab ID	Sample ID	QC Batch Method	QC Batch	Analytical Method	Analytical Batch
60204767034	MW-94-201510	EPA 300.0	WETA/36390		
60204767035	MW-93-201510	EPA 300.0	WETA/36390		
60204767036	MW-95-201510	EPA 300.0	WETA/36390		
60204767001	MW-61R-201510	EPA 350.1	WETA/36375		
60204767003	MW-23-201510	EPA 350.1	WETA/36375		
60204767004	MW-83-201510	EPA 350.1	WETA/36375		
60204767005	MW-24-201510	EPA 350.1	WETA/36375		
60204767006	MW-63R-201510	EPA 350.1	WETA/36375		
60204767008	MW-38-201510	EPA 350.1	WETA/36375		
60204767009	MW-58R-201510	EPA 350.1	WETA/36375		
60204767010	MW-25-201510	EPA 350.1	WETA/36375		
60204767013	ITMW-19-201510	EPA 350.1	WETA/36375		
60204767014	MW-81-201510	EPA 350.1	WETA/36375		
60204767015	MW-172-201510	EPA 350.1	WETA/36376		
60204767017	MW-33R-201510	EPA 350.1	WETA/36376		
60204767020	ITMW-15-201510	EPA 350.1	WETA/36376		
60204767021	ITMW-7-201510	EPA 350.1	WETA/36376		
60204767022	ITMW-21-201510	EPA 350.1	WETA/36376		
60204767023	IW-77-201510	EPA 350.1	WETA/36376		
60204767024	MW-86-201510	EPA 350.1	WETA/36376		
60204767026	ITMW-17-201510	EPA 350.1	WETA/36376		
60204767027	MW-85-201510	EPA 350.1	WETA/36376		
60204767028	ITMW-18-201510	EPA 350.1	WETA/36376		
60204767031	MW-34R-201510	EPA 350.1	WETA/36376		
60204767033	MW-92-201510	EPA 350.1	WETA/36376		
60204767034	MW-94-201510	EPA 350.1	WETA/36376		
60204767035	MW-93-201510	EPA 350.1	WETA/36376		
60204767036	MW-95-201510	EPA 350.1	WETA/36376		
60204767001	MW-61R-201510	EPA 353.2	WETA/36304		
60204767003	MW-23-201510	EPA 353.2	WETA/36303		
60204767004	MW-83-201510	EPA 353.2	WETA/36304		
60204767005	MW-24-201510	EPA 353.2	WETA/36304		
60204767006	MW-63R-201510	EPA 353.2	WETA/36303		
60204767008	MW-38-201510	EPA 353.2	WETA/36304		
60204767009	MW-58R-201510	EPA 353.2	WETA/36304		
60204767010	MW-25-201510	EPA 353.2	WETA/36304		
60204767013	ITMW-19-201510	EPA 353.2	WETA/36304		
60204767014	MW-81-201510	EPA 353.2	WETA/36304		
60204767015	MW-172-201510	EPA 353.2	WETA/36304		
60204767017	MW-33R-201510	EPA 353.2	WETA/36304		
60204767020	ITMW-15-201510	EPA 353.2	WETA/36304		
60204767021	ITMW-7-201510	EPA 353.2	WETA/36304		
60204767022	ITMW-21-201510	EPA 353.2	WETA/36303		
60204767023	IW-77-201510	EPA 353.2	WETA/36303		

This report shall not be reproduced, except in full,
without the written consent of Pace Analytical Services, Inc..

Pace Analytical Services, Inc.
9608 Loiret Blvd.
Lenexa, KS 66219
(913)599-5665

QUALITY CONTROL DATA CROSS REFERENCE TABLE

Project: Fort Smith, AR
Pace Project No.: 60204767

Lab ID	Sample ID	QC Batch Method	QC Batch	Analytical Method	Analytical Batch
60204767024	MW-86-201510	EPA 353.2	WETA/36304		
60204767026	ITMW-17-201510	EPA 353.2	WETA/36303		
60204767027	MW-85-201510	EPA 353.2	WETA/36304		
60204767028	ITMW-18-201510	EPA 353.2	WETA/36304		
60204767031	MW-34R-201510	EPA 353.2	WETA/36304		
60204767033	MW-92-201510	EPA 353.2	WETA/36303		
60204767034	MW-94-201510	EPA 353.2	WETA/36304		
60204767035	MW-93-201510	EPA 353.2	WETA/36304		
60204767036	MW-95-201510	EPA 353.2	WETA/36304		
60204767001	MW-61R-201510	EPA 365.4	WETA/36363		
60204767003	MW-23-201510	EPA 365.4	WETA/36363		
60204767004	MW-83-201510	EPA 365.4	WETA/36363		
60204767005	MW-24-201510	EPA 365.4	WETA/36363		
60204767006	MW-63R-201510	EPA 365.4	WETA/36363		
60204767008	MW-38-201510	EPA 365.4	WETA/36383		
60204767009	MW-58R-201510	EPA 365.4	WETA/36383		
60204767010	MW-25-201510	EPA 365.4	WETA/36383		
60204767013	ITMW-19-201510	EPA 365.4	WETA/36383		
60204767014	MW-81-201510	EPA 365.4	WETA/36383		
60204767015	MW-172-201510	EPA 365.4	WETA/36383		
60204767017	MW-33R-201510	EPA 365.4	WETA/36383		
60204767020	ITMW-15-201510	EPA 365.4	WETA/36383		
60204767021	ITMW-7-201510	EPA 365.4	WETA/36383		
60204767022	ITMW-21-201510	EPA 365.4	WETA/36383		
60204767023	IW-77-201510	EPA 365.4	WETA/36383		
60204767024	MW-86-201510	EPA 365.4	WETA/36383		
60204767026	ITMW-17-201510	EPA 365.4	WETA/36383		
60204767027	MW-85-201510	EPA 365.4	WETA/36383		
60204767028	ITMW-18-201510	EPA 365.4	WETA/36383		
60204767031	MW-34R-201510	EPA 365.4	WETA/36383		
60204767033	MW-92-201510	EPA 365.4	WETA/36383		
60204767034	MW-94-201510	EPA 365.4	WETA/36383		
60204767035	MW-93-201510	EPA 365.4	WETA/36383		
60204767036	MW-95-201510	EPA 365.4	WETA/36383		
60204767001	MW-61R-201510	SM 4500-CO2 D	WETA/36542		
60204767003	MW-23-201510	SM 4500-CO2 D	WETA/36542		
60204767004	MW-83-201510	SM 4500-CO2 D	WETA/36542		
60204767005	MW-24-201510	SM 4500-CO2 D	WETA/36542		
60204767006	MW-63R-201510	SM 4500-CO2 D	WETA/36542		
60204767008	MW-38-201510	SM 4500-CO2 D	WETA/36542		
60204767009	MW-58R-201510	SM 4500-CO2 D	WETA/36542		
60204767010	MW-25-201510	SM 4500-CO2 D	WETA/36428		
60204767013	ITMW-19-201510	SM 4500-CO2 D	WETA/36428		
60204767014	MW-81-201510	SM 4500-CO2 D	WETA/36428		
60204767015	MW-172-201510	SM 4500-CO2 D	WETA/36428		

REPORT OF LABORATORY ANALYSIS

This report shall not be reproduced, except in full,
without the written consent of Pace Analytical Services, Inc..

Pace Analytical Services, Inc.
9608 Loiret Blvd.
Lenexa, KS 66219
(913)599-5665

QUALITY CONTROL DATA CROSS REFERENCE TABLE

Project: Fort Smith, AR
Pace Project No.: 60204767

Lab ID	Sample ID	QC Batch Method	QC Batch	Analytical Method	Analytical Batch
60204767017	MW-33R-201510	SM 4500-CO2 D	WETA/36428		
60204767020	ITMW-15-201510	SM 4500-CO2 D	WETA/36428		
60204767021	ITMW-7-201510	SM 4500-CO2 D	WETA/36428		
60204767022	ITMW-21-201510	SM 4500-CO2 D	WETA/36428		
60204767023	IW-77-201510	SM 4500-CO2 D	WETA/36428		
60204767024	MW-86-201510	SM 4500-CO2 D	WETA/36428		
60204767026	ITMW-17-201510	SM 4500-CO2 D	WETA/36428		
60204767027	MW-85-201510	SM 4500-CO2 D	WETA/36428		
60204767028	ITMW-18-201510	SM 4500-CO2 D	WETA/36428		
60204767031	MW-34R-201510	SM 4500-CO2 D	WETA/36428		
60204767033	MW-92-201510	SM 4500-CO2 D	WETA/36428		
60204767034	MW-94-201510	SM 4500-CO2 D	WETA/36428		
60204767035	MW-93-201510	SM 4500-CO2 D	WETA/36428		
60204767036	MW-95-201510	SM 4500-CO2 D	WETA/36428		
60204767001	MW-61R-201510	SM 5310C	WETA/36508		
60204767003	MW-23-201510	SM 5310C	WETA/36360		
60204767004	MW-83-201510	SM 5310C	WETA/36360		
60204767005	MW-24-201510	SM 5310C	WETA/36360		
60204767006	MW-63R-201510	SM 5310C	WETA/36360		
60204767008	MW-38-201510	SM 5310C	WETA/36360		
60204767009	MW-58R-201510	SM 5310C	WETA/36360		
60204767010	MW-25-201510	SM 5310C	WETA/36360		
60204767013	ITMW-19-201510	SM 5310C	WETA/36360		
60204767014	MW-81-201510	SM 5310C	WETA/36360		
60204767015	MW-172-201510	SM 5310C	WETA/36360		
60204767017	MW-33R-201510	SM 5310C	WETA/36378		
60204767020	ITMW-15-201510	SM 5310C	WETA/36378		
60204767021	ITMW-7-201510	SM 5310C	WETA/36378		
60204767022	ITMW-21-201510	SM 5310C	WETA/36378		
60204767023	IW-77-201510	SM 5310C	WETA/36378		
60204767024	MW-86-201510	SM 5310C	WETA/36378		
60204767026	ITMW-17-201510	SM 5310C	WETA/36378		
60204767027	MW-85-201510	SM 5310C	WETA/36378		
60204767028	ITMW-18-201510	SM 5310C	WETA/36378		
60204767031	MW-34R-201510	SM 5310C	WETA/36378		
60204767033	MW-92-201510	SM 5310C	WETA/36378		
60204767034	MW-94-201510	SM 5310C	WETA/36378		
60204767035	MW-93-201510	SM 5310C	WETA/36378		
60204767036	MW-95-201510	SM 5310C	WETA/36378		

This report shall not be reproduced, except in full,
without the written consent of Pace Analytical Services, Inc..

Pace Analytical
www.pacelabs.com

Sample Condition Upon Receipt

WO# : 60204767

60204767

Client Name: Environ

Optional
Proj Due Date:
Proj Name:

Courier: FedEx ☐ UPS ☐ VIA ☐ Clay ☐ PEX ☐ ECI ☐ Pace ☐ Other ☐ Client ☑

Tracking #: _____ Pace Shipping Label Used? Yes ☐ No ☑

Custody Seal on Cooler/Box Present: Yes ☑ No ☐ Seals intact: Yes ☑ No ☐

Packing Material: Bubble Wrap ☐ Bubble Bags ☐ Foam ☑ None ☐ Other ☐

Thermometer Used: CF +0.6 T-239 / CF +0.6 T-262 **Type of Ice:** (Wet) Blue None (circle one) ☐ Samples received on ice, cooling process has begun.

Cooler Temperature: 1.7, 2.4, 4.8, 5.1, 4.0, 5.1, 2.1

Temperature should be above freezing to 6°C

Date and initials of person examining contents: BB 10/9/15

Chain of Custody present:	☑Yes ☐No ☐N/A	1.
Chain of Custody filled out:	☑Yes ☐No ☐N/A	2.
Chain of Custody relinquished:	☑Yes ☐No ☐N/A	3.
Sampler name & signature on COC:	☑Yes ☐No ☐N/A	4.
Samples arrived within holding time:	☑Yes ☐No ☐N/A	5.
Short Hold Time analyses (<72hr):	☑Yes ☐No ☐N/A	6. No 2/3
Rush Turn Around Time requested:	☐Yes ☑No ☐N/A	7.
Sufficient volume:	☑Yes ☐No ☐N/A	8.
Correct containers used:	☑Yes ☐No ☐N/A	
Pace containers used:	☑Yes ☐No ☐N/A	9.
Containers intact:	☑Yes ☐No ☐N/A	10.
Unpreserved 5035A soils frozen w/in 48hrs?	☐Yes ☐No ☑N/A	11.
Filtered volume received for dissolved tests?	☐Yes ☐No ☑N/A	12.
Sample labels match COC: Includes date/time/ID/analyses Matrix: WS	☑Yes ☐No ☐N/A	13.
All containers needing preservation have been checked.	☑Yes ☐No ☐N/A	
All containers needing preservation are found to be in compliance with EPA recommendation.	☑Yes ☐No ☐N/A	14.
Exceptions: VOA, Coliform, O&G, WI-DRO (water)	☑Yes ☐No BB 10/9	Initial when completed / Lot # of added preservative
Trip Blank present:	☑Yes ☐No ☑N/A	
Pace Trip Blank lot # (if purchased): Cov. / not purchased		15.
Headspace in VOA vials (>6mm):	☐Yes ☑No ☐N/A	16.
Project sampled in USDA Regulated Area:	☐Yes ☐No ☑N/A	17. List State:
Additional labels attached to 5035A vials in the field?	☐Yes ☐No ☑N/A	18.

Client Notification/ Resolution: Copy COC to Client? Y / (N) Field Data Required? Y / (N)

Person Contacted: _____ Date/Time: _____

Comments/ Resolution: _____

Project Manager Review: CMC Date: 10/12/15

CHAIN-OF-CUSTODY / Analytical Request Document

The Chain-of-Custody is a LEGAL DOCUMENT. All relevant fields must be completed accurately.

Pace Analytical
www.pacelabs.com

Section A Required Client Information:

Company:	Environ
Address:	7500 College Blvd., Ste. 925
	Overland Park, KS 66210
Email To:	wstonestreet@environcorp.com
Phone: 913-553-5926	Fax:
Requested Due Date/TAT:	

Section B Required Project Information:

Report To:	Wendy Stonestreet
Copy To:	Tammy Gleason
Purchase Order No.:	NA
Project Name:	Fort Smith, AR
Project Number:	

Section C Invoice Information:

Attention:	Tammy Gleason
Company Name:	Environ
Address:	250 Monroe Ave. NW Grand Rapids
Pace Quote Reference:	Michigan, 49503
Pace Project Manager:	Colleen Clyne
Pace Profile #:	7444, line 1

REGULATORY AGENCY

☐ NPDES ☐ GROUND WATER ☐ DRINKING WATER
☐ UST ☐ RCRA ☑ OTHER ADEQ

Site Location STATE: AR

Section D Required Client Information

Valid Matrix Codes

MATRIX	CODE
DRINKING WATER	DW
WATER	WT
WASTE WATER	WW
PRODUCT	P
SOIL/SOLID	SL
OIL	OL
WIPE	WP
AIR	AR
OTHER	OT
TISSUE	TS

SAMPLE ID (A-Z, 0-9 / ,-) Sample IDs MUST BE UNIQUE

BP3N BP3U BP3Z AG3S BP3S

ITEM #	SAMPLE ID	MATRIX CODE (see valid codes to left)	SAMPLE TYPE (G=GRAB C=COMP)	COLLECTED: COMPOSITE START DATE	COMPOSITE START TIME	COMPOSITE END/GRAB DATE	COMPOSITE END/GRAB TIME	SAMPLE TEMP AT COLLECTION	# OF CONTAINERS	Preservatives: Unpreserved	H_2SO_4	HNO_3	HCl	NaOH + ZnAcetate	$Na_2S_2O_3$	Methanol	Other Ascorbic Acid	Analysis Test Y/N	8260 VOCs	Alkalinity	TOC	Chloride, Sulfate	8015 Chloroethanol (Pace Dallas)	8010-Iron/Mn	Ferric Iron calc. (send field Ferrous)	Ammonia	Nitrate+Nitrite	Total Phosphate (Pace Dallas)	Sulfide	CO2 Calc (Alkalinity +pH)	Residual Chlorine (Y/N)	Pace Project No./ Lab I.D.
																		Requested Analysis Filtered (Y/N)																60209767
1	MW-60R-201510	WT	G			10/8/15	1030		11	X	X	X	X	X					X	X	X	X	X	X	X	X	X	X	N		001
2	Dup-02-201510	WT	G			10/8/15	1030		#3				X						X										N		002
3	MW-23-201510	WT	G			10/8/15	0940	X	11	X	X	X		X			X		X	X	X	X	X	X	X	X	X	X	N	7 day hold	003
4	MW-83-201510	WT	G			10/8/15	1220		11	X	X	X		X			X		X	X	X	X	X	X	X	X	X	X	N	7 day hold	004
5	MW-24-201510	WT	G			10/8/15	1430		11	X	X	X	X	X					X	X	X	X	X	X	X	X	X	X	N		005
6	MW-60R-201510	WT	G			10/8/15	0858	X	11	X	X	X	X	X					X	X	X	X	X	X	X	X	X	X	N		006
7	TB-19-201510	WT	G			10/8/15	—		2				X						X										N		007
8	MW-38-201510	WT	G			10/8/15	1500		11	X	X	X	X	X					X	X	X	X	X	X	X	X	X	X	N		008
9	MW-58-201510	WT	G			10/8/15	1450		11	X	X	X	X	X					X	X	X	X	X	X	X	X	X	X	N		009
10	MW-25-201510	WT	G			10/8/15	1650		11	X	X	X	X	X					X	X	X	X	X	X	X	X	X	X	N		010
11	TB-20-201510	WT	G			10/8/15	—		2				X						X										N		011
12	TB-21-201510	WT	G			10/8/15	—		2				X						X										N		012

2DG9H 3DG9H 3DTHR 3DG9H 2DG9H 3DG9H

ADDITIONAL COMMENTS	RELINQUISHED BY / AFFILIATION	DATE	TIME	ACCEPTED BY / AFFILIATION	DATE	TIME	SAMPLE CONDITIONS			
Level IV data package required	Victoria Sieglen / Kamball Environ	10/8/15	1800							
	Wendy Stonestreet	10/9/15	1735	[signature] Pace	10/9/15	1737		Y	Y	Y

1.7, 2.4, 4.8, 5.1, 4.0, 5.1, 2.1

SAMPLER NAME AND SIGNATURE

PRINT Name of SAMPLER: Victoria Sieglen

SIGNATURE of SAMPLER: Victoria Sieglen

DATE Signed (MM/DD/YY): 10/8/15

Temp in °C	Received on Ice (Y/N)	Custody Sealed Cooler (Y/N)	Samples Intact (Y/N)
	Y	Y	Y

*Important Note: By signing this form you are accepting Pace's NET 30 day payment terms and agreeing to late charges of 1.5% per month for any invoices not paid within 30 days.

CHAIN-OF-CUSTODY / Analytical Request Document

The Chain-of-Custody is a LEGAL DOCUMENT. All relevant fields must be completed accurately.

Pace Analytical
www.pacelabs.com

Page: 2 of 4

Section A Required Client Information:

Company:	Environ
Address:	7500 College Blvd., Ste. 925
	Overland Park, KS 66210
Email To:	wstonestreet@environcorp.com
Phone: 913-553-5926	Fax:
Requested Due Date/TAT:	

Section B Required Project Information:

Report To:	Wendy Stonestreet
Copy To:	Tammy Gleason
Purchase Order No.:	NA
Project Name:	Fort Smith, AR
Project Number:	

Section C Invoice Information:

Attention:	Tammy Gleason
Company Name:	Environ
Address:	250 Monroe Ave. NW Grand Rapids
Pace Quote Reference:	Michigan, 49503
Pace Project Manager:	Colleen Clyne
Pace Profile #:	7444, line 1

REGULATORY AGENCY

☐ NPDES ☐ GROUND WATER ☐ DRINKING WATER
☐ UST ☐ RCRA ☑ OTHER ADEQ

Site Location STATE: AR

Section D Required Client Information

SAMPLE ID (A-Z, 0-9 / ,-) Sample IDs MUST BE UNIQUE

BP3N BP3U BP3Z AG3S BP3S VS

Valid Matrix Codes

MATRIX	CODE
DRINKING WATER	DW
WATER	WT
WASTE WATER	WW
PRODUCT	P
SOIL/SOLID	SL
OIL	OL
WIPE	WP
AIR	AR
OTHER	OT
TISSUE	TS

Requested Analysis Filtered (Y/N)

ITEM #	MATRIX CODE (see valid codes to left)	SAMPLE TYPE (G=GRAB C=COMP)	COLLECTED COMPOSITE START DATE	COLLECTED COMPOSITE START TIME	COLLECTED COMPOSITE END/GRAB DATE	COLLECTED COMPOSITE END/GRAB TIME	SAMPLE TEMP AT COLLECTION	# OF CONTAINERS	Preservatives: Unpreserved	H_2SO_4	HNO_3	HCl	NaOH + Zn Acetate	$Na_2S_2O_3$	Methanol	Other Ascorbic Acid	Y/N	Analysis Test: 8260 VOCs	Alkalinity	TOC	Chloride, Sulfate	8015 Chloroethanol (Pace Dallas)	6010-Iron/Mn	Ferric Iron calc. (send field Ferrous)	Ammonia	Nitrate+Nitrite	Total Phosphate (Pace Dallas)	Sulfide	CO_2 Calc (Alkalinity +pH)	Residual Chlorine (Y/N)	Pace Project No./ Lab I.D.
																	n	n	n	n	n	n	n	n	n	n	n	n	n	60204767
1	ITMW-19-201510	WT	G			10/8/15	1400	11	x	x	x	x	x			x		x	x	x	x	x	x	x	x	x	x	x	n	7 day hold	003
2	MW-81-201510	WT	G			10/8/15	1145	11	x	x	x		x			x		x	x	x	x	x	x	x	x	x	x	x	n	7 day hold	014
3	MW-172-201510	WT	G			10/8/15	1550	11	x	x	x		x			x		x	x	x	x	x	x	x	x	x	x	x	n	" "	005
4	EB-04-201510	WT	G			10/8/15	1051	3				x						x											n		016
5	MW-332-201510	WT	G			10/8/15	1420	11	x	x	x	x	x					x	x	x	x	x	x	x	x	x	x	x	n		017
6	Dup-05-201510	WT	G			10/8/15	1420	3				x						x											n		018
7	TB-22-201510	WT	G			10/8/15	—	2				x						y											n		019
8	ITMW-15-201510	WT	G			10/8/15	1130	11	x	x	x		x			x		x	x	x	x	x	x	x	x	x	x	x	n	7 day hold	020
9	ITMW-7-201510	WT	G			10/8/15	1120	11	x	x	x	x	x					x	x	x	x	x	x	x	x	x	x	x	n		021
10	ITMW-21-201510	WT	G			10/8/15	0850	X 11	x	x	x	x	x					x	x	x	x	x	x	x	x	x	x	x	n		022
11	MW-77-201510	WT	G			10/8/15	0930	X 11	x	x	x		x			x		x	x	x	x	x	x	x	x	x	x	x	n	7 day hold	023
12	MW-86-201510	WT	G			10/8/15	1600	11	x	x	x	x	x			x		x	x	x	x	x	x	x	x	x	x	x	n	" "	024

ADDITIONAL COMMENTS	RELINQUISHED BY / AFFILIATION	DATE	TIME	ACCEPTED BY / AFFILIATION	DATE	TIME	SAMPLE CONDITIONS			
Level IV data package required	Victoria Stegler / Ramboll Environ	1800	10/8/15							
	Wendy Stonestreet	1735		[signature]	10/9/15	1737		4	4	4

1.7, 2.4, 4.8, 5.1, 4.0, 5.1, 2.1

SAMPLER NAME AND SIGNATURE

PRINT Name of SAMPLER: Victoria Stegler

SIGNATURE of SAMPLER: Victoria Stegler

DATE Signed (MM/DD/YY): 10/8/15

Temp in °C | Received on Ice (Y/N) | Custody Sealed Cooler (Y/N) | Samples Intact (Y/N)

*Important Note: By signing this form you are accepting Pace's NET 30 day payment terms and agreeing to late charges of 1.5% per month for any invoices not paid within 30 days.

CHAIN-OF-CUSTODY / Analytical Request Document

The Chain-of-Custody is a LEGAL DOCUMENT. All relevant fields must be completed accurately.

Page: 3 of 4

Section A — Required Client Information:

Company:	Environ
Address:	7500 College Blvd., Ste. 925
	Overland Park, KS 66210
Email To:	wstonestreet@environcorp.com
Phone: 913-553-5926	Fax:
Requested Due Date/TAT:	

Section B — Required Project Information:

Report To:	Wendy Stonestreet
Copy To:	Tammy Gleason
Purchase Order No.:	NA
Project Name:	Fort Smith, AR
Project Number:	

Section C — Invoice Information:

Attention:	Tammy Gleason
Company Name:	Environ
Address:	250 Monroe Ave. NW Grand Rapids
Pace Quote Reference:	Michigan, 49503
Pace Project Manager:	Colleen Clyne
Pace Profile #:	7444, line 1

REGULATORY AGENCY

☐ NPDES ☐ GROUND WATER ☐ DRINKING WATER
☐ UST ☐ RCRA ☑ OTHER ADEQ

Site Location STATE: AR

Section D — Required Client Information

SAMPLE ID (A-Z, 0-9 / ,-) Sample IDs MUST BE UNIQUE

Valid Matrix Codes: DRINKING WATER DW; WATER WT; WASTE WATER WW; PRODUCT P; SOIL/SOLID SL; OIL OL; WIPE WP; AIR AR; OTHER OT; TISSUE TS

Requested Analysis Filtered (Y/N)

ITEM #	SAMPLE ID	MATRIX CODE (see valid codes to left)	SAMPLE TYPE (G=GRAB C=COMP)	COLLECTED COMPOSITE START DATE	COMPOSITE START TIME	COMPOSITE END/GRAB DATE	COMPOSITE END/GRAB TIME	SAMPLE TEMP AT COLLECTION	# OF CONTAINERS	Preservatives: Unpreserved	H_2SO_4	HNO_3	HCl	NaOH + Zn Acetate	$Na_2S_2O_3$	Methanol	Other Ascorbic Acid	Analysis Test Y/N	8260 VOCs	Alkalinity	TOC	Chloride, Sulfate	8015 Chloroethanol (Pace Dallas)	6010-Iron/Mn	Ferric iron calc. (send field Ferrous)	Ammonia	Nitrate+Nitrite	Total Phosphate (Pace Dallas)	Sulfide	CO2 Calc (Alkalinity +pH)	Residual Chlorine (Y/N)	Pace Project No./ Lab I.D.
1	TB-23-201510	WT	G			10/8/15	—		2				X						X										n	025
2	ITMW-17-201510	WT	G			10/8/15	0940	X	11	+	+	+		X			+		+	+	+	+	+	X	X	+	+	n	7 day hold	026
3	MW-85-201510	WT	G			10/8/15	1140		11	+	+	+		+			+		+	+	+	+	+	+	+	+		n	" "	027
4	ITMW-18-201510	WT	G			10/8/15	1035		11	+	+	+																n	"	028
5	Dup-02-201510	WT	G	BR	10/9/15	10/8/15	1035		3								+		+									n	7 day hold	029
6	TB-24-201510	WT	G			10/8/15	—		2				X						X									n		030
7	MW-31R-201510	WT	G			10/8/15	1445		11	+	+	+	+	+			+		+	+	+	+	+	+	+	+	+	n	7 day hold	031
8	EB-07-201510	WT	G			10/8/15	1150		3				X						+									n		032
9	MW-92-201510	WT	G			10/8/15	0853	✓	11	+	+	+		+			+		+	+	+	+	+	+	+	+	+	n	7 day hold	033
10	MW-94-201510	WT	G			10/8/15	1056		11	+	+	+		+			+		+	+	+	+	+	+	+	+	+	n	7 day hold	034
11	MW-93-201510	WT	G			10/8/15	1405		11	+	+	+	+	+					+	+	+	+	+	+	+	+	+	n		035
12	MW-95-201510	WT	G			10/8/15	1230		11	+	+	+	+	+					+	+	+	+	+	+	+	+	+	n		036

ADDITIONAL COMMENTS	RELINQUISHED BY / AFFILIATION	DATE	TIME	ACCEPTED BY / AFFILIATION	DATE	TIME	SAMPLE CONDITIONS
Level IV data package required BP2N BP3U BP3Z AG3S BP3S	Victoria Siegler 7	10/8/15	1800				
	Ramboll Environ						BR 10/9/15
	Wendy Stonestreet	10/9/15	1735	[illegible]		1737	X Y Y Y

1.7, 2.4, 4.8, 5.1, 4.0, 5.1, 2.1

SAMPLER NAME AND SIGNATURE

PRINT Name of SAMPLER: Victoria Siegler

SIGNATURE of SAMPLER: Victoria Sieg

DATE Signed (MM/DD/YY):

Temp in °C	Received on Ice (Y/N)	Custody Sealed Cooler (Y/N)	Samples Intact (Y/N)

*Important Note: By signing this form you are accepting Pace's NET 30 day payment terms and agreeing to late charges of 1.5% per month for any invoices not paid within 30 days.

Pace Analytical
www.pacelabs.com

CHAIN-OF-CUSTODY / Analytical Request Document

The Chain-of-Custody is a LEGAL DOCUMENT. All relevant fields must be completed accurately.

Page: 4 of 4

Section A — **Required** Client Information:

Company:	Environ
Address:	7500 College Blvd., Ste. 925
	Overland Park, KS 66210
Email To:	wstonestreet@environcorp.com
Phone: 913-553-5926	Fax:
Requested Due Date/TAT:	

Section B — **Required** Project Information:

Report To:	Wendy Stonestreet
Copy To:	Tammy Gleason
Purchase Order No.:	NA
Project Name:	Fort Smith, AR
Project Number:	

Section C — Invoice Information:

Attention:	Tammy Gleason
Company Name:	Environ
Address:	250 Monroe Ave. NW Grand Rapids
Pace Quote Reference:	Michigan, 49503
Pace Project Manager:	Colleen Clyne
Pace Profile #:	7444, line 1

REGULATORY AGENCY

☐ NPDES ☐ GROUND WATER ☐ DRINKING WATER
☐ UST ☐ RCRA ☑ OTHER ADEQ

Site Location — **STATE:** AR

Section D — **Required** Client Information

SAMPLE ID
(A-Z, 0-9 / ,-)
Sample IDs MUST BE UNIQUE

Valid Matrix Codes

MATRIX	CODE
DRINKING WATER	DW
WATER	WT
WASTE WATER	WW
PRODUCT	P
SOIL/SOLID	SL
OIL	OL
WIPE	WP
AIR	AR
OTHER	OT
TISSUE	TS

ITEM #	SAMPLE ID	MATRIX CODE (see valid codes to left)	SAMPLE TYPE (G=GRAB C=COMP)	COLLECTED: COMPOSITE START DATE	COMPOSITE START TIME	COMPOSITE END/GRAB DATE	COMPOSITE END/GRAB TIME	SAMPLE TEMP AT COLLECTION	# OF CONTAINERS	Preservatives: Unpreserved	H_2SO_4	HNO_3	HCl	NaOH	$Na_2S_2O_3$	Methanol	Other	Analysis Test Y/N	8260 VOCs	Alkalinity	TOC	Chloride, Sulfate	8015 Chloroethanol (Pace Dallas)	6010-Iron/Mn	Ferric Iron calc. (send field Ferrous)	Ammonia	Nitrate+Nitrite	Total Phosphate (Pace Dallas)	Sulfide	CO2 Calc (Alkalinity +pH)	Residual Chlorine (Y/N)	Pace Project No./ Lab I.D.
1	EB-CL-20510					4/8/15	1800		3				3						X												30694 037
2	TB-25-20510					4/8/15	--		2				HCl						X												20694 036
3																																
4																																
5																																
6																																
7																																
8																																
9																																
10																																
11																																
12																																

ADDITIONAL COMMENTS	RELINQUISHED BY / AFFILIATION	DATE	TIME	ACCEPTED BY / AFFILIATION	DATE	TIME	SAMPLE CONDITIONS			
Level IV data package required	Victoria Siegler	4/8/15	1800							
	Rambell Enviro									
	Wendy Stonestreet	10/9/15	1735	Rachel Jones	10/9/15	1737		Y	Y	Y

1.7, 2.4, 4.8, 5.1, 4.10, 5.1, 2.1

SAMPLER NAME AND SIGNATURE

PRINT Name of SAMPLER: Victoria Siegler

SIGNATURE of SAMPLER: Victoria Siegler — DATE Signed (MM/DD/YY): 10/8/15

Temp in °C	Received on Ice (Y/N)	Custody Sealed Cooler (Y/N)	Samples Intact (Y/N)

*Important Note: By signing this form you are accepting Pace's NET 30 day payment terms and agreeing to late charges of 1.5% per month for any invoices not paid within 30 days.

Pace Analytical Services, Inc.
9608 Loiret Blvd.
Lenexa, KS 66219
(913)599-5665

October 19, 2015

Wendy Stonestreet
Environ International Corporation
7500 College Blvd Ste 925
Overland Park, KS 66210

RE: Project: Fort Smith, AR
Pace Project No.: 60204791

Dear Wendy Stonestreet:
Enclosed are the analytical results for sample(s) received by the laboratory on October 09, 2015. The results relate only to the samples included in this report. Results reported herein conform to the most current TNI standards and the laboratory's Quality Assurance Manual, where applicable, unless otherwise noted in the body of the report.

If you have any questions concerning this report, please feel free to contact me.

Sincerely,

Colleen Clyne
colleen.clyne@pacelabs.com
Project Manager

Enclosures

cc: Tamara Gleason, ENVIRON International Corporation

This report shall not be reproduced, except in full,
without the written consent of Pace Analytical Services, Inc..

Pace Analytical Services, Inc.
9608 Loiret Blvd.
Lenexa, KS 66219
(913)599-5665

CERTIFICATIONS

Project: Fort Smith, AR
Pace Project No.: 60204791

Kansas Certification IDs
9608 Loiret Boulevard, Lenexa, KS 66219
WY STR Certification #: 2456.01
Arkansas Certification #: 15-016-0
Illinois Certification #: 003097
Iowa Certification #: 118
Kansas/NELAP Certification #: E-10116
Louisiana Certification #: 03055
Nevada Certification #: KS000212008A
Oklahoma Certification #: 9205/9935
Texas Certification #: T104704407
Utah Certification #: KS00021

REPORT OF LABORATORY ANALYSIS

This report shall not be reproduced, except in full,
without the written consent of Pace Analytical Services, Inc..

Pace Analytical Services, Inc.
9608 Loiret Blvd.
Lenexa, KS 66219
(913)599-5665

SAMPLE SUMMARY

Project: Fort Smith, AR
Pace Project No.: 60204791

Lab ID	Sample ID	Matrix	Date Collected	Date Received
60204791001	**TMW-11-201510**	Water	10/08/15 13:40	10/09/15 17:37
60204791002	**TMW-10-201510**	Water	10/08/15 13:00	10/09/15 17:37

This report shall not be reproduced, except in full,
without the written consent of Pace Analytical Services, Inc..

Pace Analytical Services, Inc.
9608 Loiret Blvd.
Lenexa, KS 66219
(913)599-5665

SAMPLE ANALYTE COUNT

Project: Fort Smith, AR
Pace Project No.: 60204791

Lab ID	Sample ID	Method	Analysts	Analytes Reported	Laboratory
60204791001	**TMW-11-201510**	EPA 5030B/8260	PGH	38	PASI-K
60204791002	**TMW-10-201510**	EPA 5030B/8260	PGH	38	PASI-K

REPORT OF LABORATORY ANALYSIS

This report shall not be reproduced, except in full,
without the written consent of Pace Analytical Services, Inc..

Pace Analytical Services, Inc.
9608 Loiret Blvd.
Lenexa, KS 66219
(913)599-5665

PROJECT NARRATIVE

Project: Fort Smith, AR
Pace Project No.: 60204791

Method: **EPA 5030B/8260**
Description: 8260 MSV
Client: Environ_AR
Date: October 19, 2015

General Information:
2 samples were analyzed for EPA 5030B/8260. All samples were received in acceptable condition with any exceptions noted below or on the chain-of custody and/or the sample condition upon receipt form (SCUR) attached at the end of this report.

pH: Post-analysis pH measurement indicates insufficient VOA sample preservation.
- TMW-11-201510 (Lab ID: 60204791001)

Hold Time:
The samples were analyzed within the method required hold times with any exceptions noted below.

Initial Calibrations (including MS Tune as applicable):
All criteria were within method requirements with any exceptions noted below.

Continuing Calibration:
All criteria were within method requirements with any exceptions noted below.

Internal Standards:
All internal standards were within QC limits with any exceptions noted below.

Surrogates:
All surrogates were within QC limits with any exceptions noted below.

Method Blank:
All analytes were below the report limit in the method blank, where applicable, with any exceptions noted below.

QC Batch: MSV/72263

B: Analyte was detected in the associated method blank.
- BLANK for HBN 404786 [MSV/7226 (Lab ID: 1651024)
  - Methylene chloride

Laboratory Control Spike:
All laboratory control spike compounds were within QC limits with any exceptions noted below.

Matrix Spikes:
All percent recoveries and relative percent differences (RPDs) were within acceptance criteria with any exceptions noted below.

QC Batch: MSV/72263

A matrix spike/matrix spike duplicate was not performed due to insufficient sample volume.

Additional Comments:

This data package has been reviewed for quality and completeness and is approved for release.

This report shall not be reproduced, except in full,
without the written consent of Pace Analytical Services, Inc..

Pace Analytical Services, Inc.
9608 Loiret Blvd.
Lenexa, KS 66219
(913)599-5665

ANALYTICAL RESULTS

Project: Fort Smith, AR
Pace Project No.: 60204791

Sample: TMW-11-201510 **Lab ID: 60204791001** Collected: 10/08/15 13:40 Received: 10/09/15 17:37 Matrix: Water

Parameters	Results	Units	Report Limit	MDL	DF	Prepared	Analyzed	CAS No.	Qual
8260 MSV	Analytical Method: EPA 5030B/8260								
Acetone	**104**	ug/L	10.0	1.9	1		10/15/15 21:57	67-64-1	
Benzene	**0.27J**	ug/L	1.0	0.060	1		10/15/15 21:57	71-43-2	
Bromodichloromethane	ND	ug/L	1.0	0.19	1		10/15/15 21:57	75-27-4	
Bromoform	ND	ug/L	1.0	0.070	1		10/15/15 21:57	75-25-2	
Bromomethane	ND	ug/L	5.0	0.16	1		10/15/15 21:57	74-83-9	
2-Butanone (MEK)	**135**	ug/L	10.0	0.59	1		10/15/15 21:57	78-93-3	
Carbon disulfide	**0.92J**	ug/L	5.0	0.12	1		10/15/15 21:57	75-15-0	
Carbon tetrachloride	ND	ug/L	1.0	0.18	1		10/15/15 21:57	56-23-5	
Chlorobenzene	ND	ug/L	1.0	0.21	1		10/15/15 21:57	108-90-7	
Chloroethane	ND	ug/L	1.0	0.15	1		10/15/15 21:57	75-00-3	
Chloroform	ND	ug/L	1.0	0.14	1		10/15/15 21:57	67-66-3	
Chloromethane	ND	ug/L	1.0	0.080	1		10/15/15 21:57	74-87-3	
Dibromochloromethane	ND	ug/L	1.0	0.21	1		10/15/15 21:57	124-48-1	
1,1-Dichloroethane	ND	ug/L	1.0	0.050	1		10/15/15 21:57	75-34-3	
1,2-Dichloroethane	ND	ug/L	1.0	0.12	1		10/15/15 21:57	107-06-2	
1,1-Dichloroethene	ND	ug/L	1.0	0.20	1		10/15/15 21:57	75-35-4	
cis-1,2-Dichloroethene	ND	ug/L	1.0	0.080	1		10/15/15 21:57	156-59-2	
trans-1,2-Dichloroethene	ND	ug/L	1.0	0.20	1		10/15/15 21:57	156-60-5	
1,2-Dichloropropane	ND	ug/L	1.0	0.16	1		10/15/15 21:57	78-87-5	
cis-1,3-Dichloropropene	ND	ug/L	1.0	0.14	1		10/15/15 21:57	10061-01-5	
trans-1,3-Dichloropropene	ND	ug/L	1.0	0.12	1		10/15/15 21:57	10061-02-6	
Ethylbenzene	ND	ug/L	1.0	0.18	1		10/15/15 21:57	100-41-4	
2-Hexanone	ND	ug/L	10.0	1.2	1		10/15/15 21:57	591-78-6	
Methylene chloride	**0.66J**	ug/L	1.0	0.15	1		10/15/15 21:57	75-09-2	B
4-Methyl-2-pentanone (MIBK)	**4.0J**	ug/L	10.0	0.42	1		10/15/15 21:57	108-10-1	
Styrene	ND	ug/L	1.0	0.12	1		10/15/15 21:57	100-42-5	
1,1,2,2-Tetrachloroethane	ND	ug/L	1.0	0.15	1		10/15/15 21:57	79-34-5	
Tetrachloroethene	ND	ug/L	1.0	0.10	1		10/15/15 21:57	127-18-4	
Toluene	**0.46J**	ug/L	1.0	0.17	1		10/15/15 21:57	108-88-3	
1,1,1-Trichloroethane	ND	ug/L	1.0	0.11	1		10/15/15 21:57	71-55-6	
1,1,2-Trichloroethane	ND	ug/L	1.0	0.20	1		10/15/15 21:57	79-00-5	
Trichloroethene	**14.3**	ug/L	1.0	0.17	1		10/15/15 21:57	79-01-6	
Vinyl chloride	ND	ug/L	1.0	0.13	1		10/15/15 21:57	75-01-4	
Xylene (Total)	ND	ug/L	3.0	0.42	1		10/15/15 21:57	1330-20-7	
Surrogates									
4-Bromofluorobenzene (S)	99	%	80-120		1		10/15/15 21:57	460-00-4	
1,2-Dichloroethane-d4 (S)	104	%	80-120		1		10/15/15 21:57	17060-07-0	
Toluene-d8 (S)	98	%	80-120		1		10/15/15 21:57	2037-26-5	
Preservation pH	**4.0**		0.10	0.10	1		10/15/15 21:57		pH

REPORT OF LABORATORY ANALYSIS

This report shall not be reproduced, except in full,
without the written consent of Pace Analytical Services, Inc..

Pace Analytical Services, Inc.
9608 Loiret Blvd.
Lenexa, KS 66219
(913)599-5665

ANALYTICAL RESULTS

Project: Fort Smith, AR
Pace Project No.: 60204791

Sample: TMW-10-201510 **Lab ID: 60204791002** Collected: 10/08/15 13:00 Received: 10/09/15 17:37 Matrix: Water

Parameters	Results	Units	Report Limit	MDL	DF	Prepared	Analyzed	CAS No.	Qual
8260 MSV	Analytical Method: EPA 5030B/8260								
Acetone	**3.4J**	ug/L	10.0	1.9	1		10/15/15 22:11	67-64-1	
Benzene	ND	ug/L	1.0	0.060	1		10/15/15 22:11	71-43-2	
Bromodichloromethane	ND	ug/L	1.0	0.19	1		10/15/15 22:11	75-27-4	
Bromoform	ND	ug/L	1.0	0.070	1		10/15/15 22:11	75-25-2	
Bromomethane	ND	ug/L	5.0	0.16	1		10/15/15 22:11	74-83-9	
2-Butanone (MEK)	**3.6J**	ug/L	10.0	0.59	1		10/15/15 22:11	78-93-3	
Carbon disulfide	ND	ug/L	5.0	0.12	1		10/15/15 22:11	75-15-0	
Carbon tetrachloride	ND	ug/L	1.0	0.18	1		10/15/15 22:11	56-23-5	
Chlorobenzene	ND	ug/L	1.0	0.21	1		10/15/15 22:11	108-90-7	
Chloroethane	ND	ug/L	1.0	0.15	1		10/15/15 22:11	75-00-3	
Chloroform	ND	ug/L	1.0	0.14	1		10/15/15 22:11	67-66-3	
Chloromethane	ND	ug/L	1.0	0.080	1		10/15/15 22:11	74-87-3	
Dibromochloromethane	ND	ug/L	1.0	0.21	1		10/15/15 22:11	124-48-1	
1,1-Dichloroethane	ND	ug/L	1.0	0.050	1		10/15/15 22:11	75-34-3	
1,2-Dichloroethane	ND	ug/L	1.0	0.12	1		10/15/15 22:11	107-06-2	
1,1-Dichloroethene	ND	ug/L	1.0	0.20	1		10/15/15 22:11	75-35-4	
cis-1,2-Dichloroethene	**1.1**	ug/L	1.0	0.080	1		10/15/15 22:11	156-59-2	
trans-1,2-Dichloroethene	ND	ug/L	1.0	0.20	1		10/15/15 22:11	156-60-5	
1,2-Dichloropropane	ND	ug/L	1.0	0.16	1		10/15/15 22:11	78-87-5	
cis-1,3-Dichloropropene	ND	ug/L	1.0	0.14	1		10/15/15 22:11	10061-01-5	
trans-1,3-Dichloropropene	ND	ug/L	1.0	0.12	1		10/15/15 22:11	10061-02-6	
Ethylbenzene	ND	ug/L	1.0	0.18	1		10/15/15 22:11	100-41-4	
2-Hexanone	ND	ug/L	10.0	1.2	1		10/15/15 22:11	591-78-6	
Methylene chloride	ND	ug/L	1.0	0.15	1		10/15/15 22:11	75-09-2	
4-Methyl-2-pentanone (MIBK)	ND	ug/L	10.0	0.42	1		10/15/15 22:11	108-10-1	
Styrene	ND	ug/L	1.0	0.12	1		10/15/15 22:11	100-42-5	
1,1,2,2-Tetrachloroethane	ND	ug/L	1.0	0.15	1		10/15/15 22:11	79-34-5	
Tetrachloroethene	ND	ug/L	1.0	0.10	1		10/15/15 22:11	127-18-4	
Toluene	ND	ug/L	1.0	0.17	1		10/15/15 22:11	108-88-3	
1,1,1-Trichloroethane	ND	ug/L	1.0	0.11	1		10/15/15 22:11	71-55-6	
1,1,2-Trichloroethane	ND	ug/L	1.0	0.20	1		10/15/15 22:11	79-00-5	
Trichloroethene	**102**	ug/L	1.0	0.17	1		10/15/15 22:11	79-01-6	
Vinyl chloride	ND	ug/L	1.0	0.13	1		10/15/15 22:11	75-01-4	
Xylene (Total)	ND	ug/L	3.0	0.42	1		10/15/15 22:11	1330-20-7	
Surrogates									
4-Bromofluorobenzene (S)	100	%	80-120		1		10/15/15 22:11	460-00-4	
1,2-Dichloroethane-d4 (S)	100	%	80-120		1		10/15/15 22:11	17060-07-0	
Toluene-d8 (S)	96	%	80-120		1		10/15/15 22:11	2037-26-5	
Preservation pH	**1.0**		0.10	0.10	1		10/15/15 22:11		

REPORT OF LABORATORY ANALYSIS

This report shall not be reproduced, except in full,
without the written consent of Pace Analytical Services, Inc..

Pace Analytical Services, Inc.
9608 Loiret Blvd.
Lenexa, KS 66219
(913)599-5665

QUALITY CONTROL DATA

Project: Fort Smith, AR
Pace Project No.: 60204791

QC Batch: MSV/72263 Analysis Method: EPA 5030B/8260
QC Batch Method: EPA 5030B/8260 Analysis Description: 8260 MSV Water 10 mL Purge
Associated Lab Samples: 60204791001, 60204791002

METHOD BLANK: 1651024 Matrix: Water
Associated Lab Samples: 60204791001, 60204791002

Parameter	Units	Blank Result	Reporting Limit	Analyzed	Qualifiers
1,1,1-Trichloroethane	ug/L	ND	1.0	10/15/15 20:16	
1,1,2,2-Tetrachloroethane	ug/L	ND	1.0	10/15/15 20:16	
1,1,2-Trichloroethane	ug/L	ND	1.0	10/15/15 20:16	
1,1-Dichloroethane	ug/L	ND	1.0	10/15/15 20:16	
1,1-Dichloroethene	ug/L	ND	1.0	10/15/15 20:16	
1,2-Dichloroethane	ug/L	ND	1.0	10/15/15 20:16	
1,2-Dichloropropane	ug/L	ND	1.0	10/15/15 20:16	
2-Butanone (MEK)	ug/L	ND	10.0	10/15/15 20:16	
2-Hexanone	ug/L	ND	10.0	10/15/15 20:16	
4-Methyl-2-pentanone (MIBK)	ug/L	ND	10.0	10/15/15 20:16	
Acetone	ug/L	ND	10.0	10/15/15 20:16	
Benzene	ug/L	ND	1.0	10/15/15 20:16	
Bromodichloromethane	ug/L	ND	1.0	10/15/15 20:16	
Bromoform	ug/L	ND	1.0	10/15/15 20:16	
Bromomethane	ug/L	ND	5.0	10/15/15 20:16	
Carbon disulfide	ug/L	ND	5.0	10/15/15 20:16	
Carbon tetrachloride	ug/L	ND	1.0	10/15/15 20:16	
Chlorobenzene	ug/L	ND	1.0	10/15/15 20:16	
Chloroethane	ug/L	ND	1.0	10/15/15 20:16	
Chloroform	ug/L	ND	1.0	10/15/15 20:16	
Chloromethane	ug/L	ND	1.0	10/15/15 20:16	
cis-1,2-Dichloroethene	ug/L	ND	1.0	10/15/15 20:16	
cis-1,3-Dichloropropene	ug/L	ND	1.0	10/15/15 20:16	
Dibromochloromethane	ug/L	ND	1.0	10/15/15 20:16	
Ethylbenzene	ug/L	ND	1.0	10/15/15 20:16	
Methylene chloride	ug/L	0.37J	1.0	10/15/15 20:16	
Styrene	ug/L	ND	1.0	10/15/15 20:16	
Tetrachloroethene	ug/L	ND	1.0	10/15/15 20:16	
Toluene	ug/L	ND	1.0	10/15/15 20:16	
trans-1,2-Dichloroethene	ug/L	ND	1.0	10/15/15 20:16	
trans-1,3-Dichloropropene	ug/L	ND	1.0	10/15/15 20:16	
Trichloroethene	ug/L	ND	1.0	10/15/15 20:16	
Vinyl chloride	ug/L	ND	1.0	10/15/15 20:16	
Xylene (Total)	ug/L	ND	3.0	10/15/15 20:16	
1,2-Dichloroethane-d4 (S)	%	101	80-120	10/15/15 20:16	
4-Bromofluorobenzene (S)	%	100	80-120	10/15/15 20:16	
Toluene-d8 (S)	%	98	80-120	10/15/15 20:16	

Results presented on this page are in the units indicated by the "Units" column except where an alternate unit is presented to the right of the result.

REPORT OF LABORATORY ANALYSIS

This report shall not be reproduced, except in full,
without the written consent of Pace Analytical Services, Inc..

Pace Analytical Services, Inc.
9608 Loiret Blvd.
Lenexa, KS 66219
(913)599-5665

QUALITY CONTROL DATA

Project: Fort Smith, AR
Pace Project No.: 60204791

LABORATORY CONTROL SAMPLE: 1651025

Parameter	Units	Spike Conc.	LCS Result	LCS % Rec	% Rec Limits	Qualifiers
1,1,1-Trichloroethane	ug/L	20	20.0	100	80-120	
1,1,2,2-Tetrachloroethane	ug/L	20	18.5	92	73-121	
1,1,2-Trichloroethane	ug/L	20	19.3	97	80-120	
1,1-Dichloroethane	ug/L	20	20.5	103	80-120	
1,1-Dichloroethene	ug/L	20	19.2	96	80-120	
1,2-Dichloroethane	ug/L	20	20.1	100	81-120	
1,2-Dichloropropane	ug/L	20	19.9	100	80-120	
2-Butanone (MEK)	ug/L	100	108	108	67-122	
2-Hexanone	ug/L	100	101	101	75-121	
4-Methyl-2-pentanone (MIBK)	ug/L	100	107	107	76-120	
Acetone	ug/L	100	104	104	72-120	
Benzene	ug/L	20	20.7	104	80-120	
Bromodichloromethane	ug/L	20	19.8	99	80-120	
Bromoform	ug/L	20	19.9	100	73-138	
Bromomethane	ug/L	20	22.9	114	38-137	
Carbon disulfide	ug/L	20	22.1	111	71-129	
Carbon tetrachloride	ug/L	20	19.9	99	67-146	
Chlorobenzene	ug/L	20	19.4	97	80-120	
Chloroethane	ug/L	20	19.0	95	76-120	
Chloroform	ug/L	20	20.2	101	80-120	
Chloromethane	ug/L	20	25.8	129	34-165	
cis-1,2-Dichloroethene	ug/L	20	20.4	102	80-120	
cis-1,3-Dichloropropene	ug/L	20	20.5	102	80-120	
Dibromochloromethane	ug/L	20	21.1	105	80-126	
Ethylbenzene	ug/L	20	20.5	103	80-120	
Methylene chloride	ug/L	20	20.8	104	80-120	
Styrene	ug/L	20	20.4	102	80-123	
Tetrachloroethene	ug/L	20	19.8	99	80-123	
Toluene	ug/L	20	20.8	104	80-120	
trans-1,2-Dichloroethene	ug/L	20	19.8	99	80-120	
trans-1,3-Dichloropropene	ug/L	20	20.3	101	80-129	
Trichloroethene	ug/L	20	19.5	98	80-120	
Vinyl chloride	ug/L	20	21.2	106	62-125	
Xylene (Total)	ug/L	60	63.6	106	80-120	
1,2-Dichloroethane-d4 (S)	%			102	80-120	
4-Bromofluorobenzene (S)	%			101	80-120	
Toluene-d8 (S)	%			99	80-120	

Results presented on this page are in the units indicated by the "Units" column except where an alternate unit is presented to the right of the result.

REPORT OF LABORATORY ANALYSIS

This report shall not be reproduced, except in full,
without the written consent of Pace Analytical Services, Inc..

Pace Analytical Services, Inc.
9608 Loiret Blvd.
Lenexa, KS 66219
(913)599-5665

QUALIFIERS

Project: Fort Smith, AR
Pace Project No.: 60204791

DEFINITIONS

DF - Dilution Factor, if reported, represents the factor applied to the reported data due to dilution of the sample aliquot.

ND - Not Detected at or above adjusted reporting limit.

J - Estimated concentration above the adjusted method detection limit and below the adjusted reporting limit.

MDL - Adjusted Method Detection Limit.

PQL - Practical Quantitation Limit.

RL - Reporting Limit.

S - Surrogate

1,2-Diphenylhydrazine decomposes to and cannot be separated from Azobenzene using Method 8270. The result for each analyte is a combined concentration.

Consistent with EPA guidelines, unrounded data are displayed and have been used to calculate % recovery and RPD values.

LCS(D) - Laboratory Control Sample (Duplicate)

MS(D) - Matrix Spike (Duplicate)

DUP - Sample Duplicate

RPD - Relative Percent Difference

NC - Not Calculable.

SG - Silica Gel - Clean-Up

U - Indicates the compound was analyzed for, but not detected.

N-Nitrosodiphenylamine decomposes and cannot be separated from Diphenylamine using Method 8270. The result reported for each analyte is a combined concentration.

Pace Analytical is TNI accredited. Contact your Pace PM for the current list of accredited analytes.

TNI - The NELAC Institute.

LABORATORIES

PASI-K	Pace Analytical Services - Kansas City

BATCH QUALIFIERS

Batch: MSV/72263

[M5]	A matrix spike/matrix spike duplicate was not performed for this batch due to insufficient sample volume.

ANALYTE QUALIFIERS

B	Analyte was detected in the associated method blank.
pH	Post-analysis pH measurement indicates insufficient VOA sample preservation.

This report shall not be reproduced, except in full,
without the written consent of Pace Analytical Services, Inc..

Pace Analytical Services, Inc.
9608 Loiret Blvd.
Lenexa, KS 66219
(913)599-5665

QUALITY CONTROL DATA CROSS REFERENCE TABLE

Project: Fort Smith, AR
Pace Project No.: 60204791

Lab ID	Sample ID	QC Batch Method	QC Batch	Analytical Method	Analytical Batch
60204791001	**TMW-11-201510**	EPA 5030B/8260	MSV/72263		
60204791002	**TMW-10-201510**	EPA 5030B/8260	MSV/72263		

This report shall not be reproduced, except in full,
without the written consent of Pace Analytical Services, Inc..

Pace Analytical
www.pacelabs.com

Sample Condition Upon Receipt

WO# : 60204791

60204791

Client Name: Environ

Optional
Proj Due Date:
Proj Name:

Courier: FedEx ☐ UPS ☐ VIA ☐ Clay ☐ PEX ☐ ECI ☐ Pace ☐ Other ☐ Client ☑

Tracking #: _____ Pace Shipping Label Used? Yes ☐ No ☑

Custody Seal on Cooler/Box Present: Yes ☑ No ☐ Seals intact: Yes ☑ No ☐

Packing Material: Bubble Wrap ☐ Bubble Bags ☐ Foam ☑ None ☐ Other ☐

Thermometer Used: CF +0.6 T-239 / CF +0.6 T-262 **Type of Ice:** (Wet) Blue None ☐ Samples received on ice, cooling process has begun.
(circle one)

Cooler Temperature: 1.7

Date and initials of person examining contents: BB 10/9/15

Temperature should be above freezing to 6°C

Chain of Custody present:	☑Yes ☐No ☐N/A	1.
Chain of Custody filled out:	☑Yes ☐No ☐N/A	2.
Chain of Custody relinquished:	☑Yes ☐No ☐N/A	3.
Sampler name & signature on COC:	☑Yes ☐No ☐N/A	4.
Samples arrived within holding time:	☑Yes ☐No ☐N/A	5.
Short Hold Time analyses (<72hr):	☐Yes ☑No ☐N/A	6.
Rush Turn Around Time requested:	☐Yes ☑No ☐N/A	7.
Sufficient volume:	☑Yes ☐No ☐N/A	8.
Correct containers used:	☑Yes ☐No ☐N/A	
Pace containers used:	☑Yes ☐No ☐N/A	9.
Containers intact:	☑Yes ☐No ☐N/A	10.
Unpreserved 5035A soils frozen w/in 48hrs?	☐Yes ☐No ☑N/A	11.
Filtered volume received for dissolved tests?	☐Yes ☐No ☑N/A	12.
Sample labels match COC:	☑Yes ☐No ☐N/A	
Includes date/time/ID/analyses Y Matrix: WT		13.
All containers needing preservation have been checked.	☐Yes ☐No ☑N/A	
All containers needing preservation are found to be in compliance with EPA recommendation.	☐Yes ☐No ☐N/A	14.
Exceptions: (VOA), Coliform, O&G, WI-DRO (water)	☑Yes ☐No	Initial when completed / Lot # of added preservative
Trip Blank present:	☐Yes ☑No ☐N/A	
Pace Trip Blank lot # (if purchased):		15.
Headspace in VOA vials (>6mm):	☐Yes ☑No BB 10/9/15	16.
Project sampled in USDA Regulated Area:	☐Yes ☐No ☑N/A	17. List State:
Additional labels attached to 5035A vials in the field?	☐Yes ☐No ☑N/A	18.

Client Notification/ Resolution: Copy COC to Client? Y / N Field Data Required? Y / N

Person Contacted: _____ Date/Time: _____

Comments/ Resolution: _____

Project Manager Review: Colleen Clyne Date: 10/12/2015

Pace Analytical
www.pacelabs.com

CHAIN-OF-CUSTODY / Analytical Request Document

The Chain-of-Custody is a LEGAL DOCUMENT. All relevant fields must be completed accurately.

Page: 1 of 1

Section A Required Client Information:		Section B Required Project Information:		Section C Invoice Information:	
Company:	Environ	Report To:	Wendy Stonestreet	Attention:	Tammy Gleason
Address:	7500 College Blvd., Ste. 925	Copy To:	Tammy Gleason	Company Name:	Environ
	Overland Park, KS 66210			Address	250 Monroe Ave. NW Grand Rapids
Email To:	wstonestreet@environcorp.com	Purchase Order No.:	NA	Pace Quote Reference:	Michigan, 49503
Phone:	913-553-5926 Fax:	Project Name:	Fort Smith, AR	Pace Project Manager:	Colleen Clyne
Requested Due Date/TAT:		Project Number:		Pace Profile #:	7444, line 1

REGULATORY AGENCY

☐ NPDES ☐ GROUND WATER ☐ DRINKING WATER
☐ UST ☐ RCRA ☑ OTHER ADEQ

Site Location STATE: AR

Section D Required Client Information

Valid Matrix Codes

MATRIX	CODE
DRINKING WATER	DW
WATER	WT
WASTE WATER	WW
PRODUCT	P
SOIL/SOLID	SL
OIL	OL
WIPE	WP
AIR	AR
OTHER	OT
TISSUE	TS

SAMPLE ID (A-Z, 0-9 / ,-) Sample IDs MUST BE UNIQUE

Requested Analysis Filtered (Y/N)

ITEM #	SAMPLE ID	MATRIX CODE (see valid codes to left)	SAMPLE TYPE (G=GRAB C=COMP)	COLLECTED COMPOSITE START DATE	COLLECTED COMPOSITE START TIME	COLLECTED COMPOSITE END/GRAB DATE	COLLECTED COMPOSITE END/GRAB TIME	SAMPLE TEMP AT COLLECTION	# OF CONTAINERS	Preservatives: Unpreserved	H_2SO_4	HNO_3	HCl	NaOH	$Na_2S_2O_3$	Methanol	Other	Analysis Test (Y/N)	8260 VOCs	Alkalinity	TOC	Chloride, Sulfate	8015 Chloroethanol (Pace Dallas)	6010-Iron/Mn	Ferric Iron calc. (send field Ferrous)	Ammonia	Nitrate+Nitrite	Total Phosphate (Pace Dallas)	Sulfide	CO2 Calc (Alkalinity +pH)	Residual Chlorine (Y/N)	Pace Project No./ Lab I.D.
1	TMW-11-201510	WT	G			10/8/15	1340		3				X						X													3DG9H .01
2	TMW-10-201510	WT	G			10/8/15	1300		3				X						X													↓ .02
3																																
4																																
5																																
6																																
7																																
8																																
9																																
10																																
11																																
12																																

6204791

VS

ADDITIONAL COMMENTS	RELINQUISHED BY / AFFILIATION	DATE	TIME	ACCEPTED BY / AFFILIATION	DATE	TIME	SAMPLE CONDITIONS: Temp in °C	Received on Ice (Y/N)	Custody Sealed Cooler (Y/N)	Samples Intact (Y/N)
Level IV data package required	Victoria Siegler	10/8/15	1500	[illegible]	10/9/15	1737		Y	Y	Y
	Wendy Stonestreet	10/9/15	1735							

SAMPLER NAME AND SIGNATURE

PRINT Name of SAMPLER: Victoria Siegler

SIGNATURE of SAMPLER: Victoria Siegler DATE Signed (MM/DD/YY): 10/8/15

*Important Note: By signing this form you are accepting Pace's NET 30 day payment terms and agreeing to late charges of 1.5% per month for any invoices not paid within 30 days.

F-ALL-Q-020rev.07, 15-Feb-2007

Pace Analytical™
www.pacelabs.com

CHAIN-OF-CUSTODY / Analytical Request Document

The Chain-of-Custody is a LEGAL DOCUMENT. All relevant fields must be completed accurately.

Page: 1 of 1

Section A Required Client Information:		Section B Required Project Information:		Section C Invoice Information:	
Company:	Environ	Report To:	Wendy Stonestreet	Attention:	Tammy Gleason
Address:	7500 College Blvd., Ste. 925	Copy To:	Tammy Gleason	Company Name:	Environ
	Overland Park, KS 66210			Address:	250 Monroe Ave. NW Grand Rapids
Email To:	wstonestreet@environcorp.com	Purchase Order No.:	NA	Pace Quote Reference:	Michigan, 49503
Phone: 913-553-5926	Fax:	Project Name:	Fort Smith, AR	Pace Project Manager:	Colleen Clyne
Requested Due Date/TAT:		Project Number:		Pace Profile #:	7444, line 1

REGULATORY AGENCY

☐ NPDES ☐ GROUND WATER ☐ DRINKING WATER
☐ UST ☐ RCRA ☑ OTHER ADEQ

Site Location STATE: AR

Section D Required Client Information

Valid Matrix Codes

MATRIX	CODE
DRINKING WATER	DW
WATER	WT
WASTE WATER	WW
PRODUCT	P
SOIL/SOLID	SL
OIL	OL
WIPE	WP
AIR	AR
OTHER	OT
TISSUE	TS

SAMPLE ID (A-Z, 0-9 / ,-) Sample IDs MUST BE UNIQUE

Requested Analysis Filtered (Y/N)

ITEM #	SAMPLE ID	MATRIX CODE (see valid codes to left)	SAMPLE TYPE (G=GRAB C=COMP)	COLLECTED COMPOSITE START DATE	COLLECTED COMPOSITE START TIME	COLLECTED COMPOSITE END/GRAB DATE	COLLECTED COMPOSITE END/GRAB TIME	SAMPLE TEMP AT COLLECTION	# OF CONTAINERS	Preservatives: Unpreserved	H_2SO_4	HNO_3	HCl	NaOH	$Na_2S_2O_3$	Methanol	Other	Analysis Test (Y/N)	8260 VOCs	Alkalinity	TOC	Chloride, Sulfate	8015 Chloroethanol (Pace Dallas)	6010-Iron/Mn	Ferric Iron calc. (send field Ferrous)	Ammonia	Nitrate+Nitrite	Total Phosphate (Pace Dallas)	Sulfide	CO2 Calc (Alkalinity +pH)	Residual Chlorine (Y/N)	Pace Project No./ Lab I.D.
1	TMW-11-201510	WT	G			10/8/15	1340		3				X						X													
2	TMW-10-201510	WT	G			10/8/15	1300		3				X						X													
3																																
4																																
5																																
6																																
7																																
8																																
9																																
10																																
11																																
12																																

VS

ADDITIONAL COMMENTS	RELINQUISHED BY / AFFILIATION	DATE	TIME	ACCEPTED BY / AFFILIATION	DATE	TIME	SAMPLE CONDITIONS: Temp in °C	Received on Ice (Y/N)	Custody Sealed Cooler (Y/N)	Samples Intact (Y/N)
Level IV data package required	Victoria Siegler	10/8/15	1800	[signature]	10/9/15	1737		Y	Y	Y
	Wendy Stonestreet	10/9/15	1735							

SAMPLER NAME AND SIGNATURE

PRINT Name of SAMPLER: Victoria Siegler

SIGNATURE of SAMPLER: Victoria Siegler DATE Signed (MM/DD/YY): 10/8/15

*Important Note: By signing this form you are accepting Pace's NET 30 day payment terms and agreeing to late charges of 1.5% per month for any invoices not paid within 30 days.

F-ALL-Q-020rev.07, 15-Feb-2007

Pace Analytical Services, Inc.
9608 Loiret Blvd.
Lenexa, KS 66219
(913)599-5665

October 19, 2015

Wendy Stonestreet
Environ International Corporation
7500 College Blvd Ste 925
Overland Park, KS 66210

RE: Project: Fort Smith, AR
Pace Project No.: 60205243

Dear Wendy Stonestreet:
Enclosed are the analytical results for sample(s) received by the laboratory on October 07, 2015. The results relate only to the samples included in this report. Results reported herein conform to the most current TNI standards and the laboratory's Quality Assurance Manual, where applicable, unless otherwise noted in the body of the report.

If you have any questions concerning this report, please feel free to contact me.

Sincerely,

Colleen Clyne
colleen.clyne@pacelabs.com
Project Manager

Enclosures

cc: Tamara Gleason, ENVIRON International Corporation

This report shall not be reproduced, except in full,
without the written consent of Pace Analytical Services, Inc..

Pace Analytical Services, Inc.
9608 Loiret Blvd.
Lenexa, KS 66219
(913)599-5665

CERTIFICATIONS

Project: Fort Smith, AR
Pace Project No.: 60205243

Kansas Certification IDs
9608 Loiret Boulevard, Lenexa, KS 66219
WY STR Certification #: 2456.01
Arkansas Certification #: 15-016-0
Illinois Certification #: 003097
Iowa Certification #: 118
Kansas/NELAP Certification #: E-10116
Louisiana Certification #: 03055
Nevada Certification #: KS000212008A
Oklahoma Certification #: 9205/9935
Texas Certification #: T104704407
Utah Certification #: KS00021

Dallas Certification IDs:
400 West Bethany Dr Suite 190, Allen, TX 75013
EPA# TX00074
Texas Certification #: T104704232-14-8
Kansas Certification #: E-10388
Arkansas Certification #: 88-0647
Oklahoma Certification #: 2014-055
Louisiana Certification #: 02007

This report shall not be reproduced, except in full,
without the written consent of Pace Analytical Services, Inc..

Pace Analytical Services, Inc.
9608 Loiret Blvd.
Lenexa, KS 66219
(913)599-5665

SAMPLE SUMMARY

Project: Fort Smith, AR
Pace Project No.: 60205243

Lab ID	Sample ID	Matrix	Date Collected	Date Received
60204443006	**MW-193-201510**	Water	10/06/15 12:15	10/07/15 08:45

This report shall not be reproduced, except in full,
without the written consent of Pace Analytical Services, Inc..

Pace Analytical Services, Inc.
9608 Loiret Blvd.
Lenexa, KS 66219
(913)599-5665

SAMPLE ANALYTE COUNT

Project: Fort Smith, AR
Pace Project No.: 60205243

Lab ID	Sample ID	Method	Analysts	Analytes Reported	Laboratory
60204443006	**MW-193-201510**	EPA 8015 - Alcohol	MS1	1	PASI-D
		EPA 6010	JGP	2	PASI-K
		EPA 5030B/8260	PGH	38	PASI-K
		SM 2320B	LDB	3	PASI-K
		SM 3500-Fe B#4	TJG	1	PASI-K
		SM 4500-H+B	TJG	1	PASI-K
		SM 4500-S-2 D	LDB	1	PASI-K
		EPA 300.0	AJM	2	PASI-K
		EPA 350.1	RAB	1	PASI-K
		EPA 353.2	RAB	3	PASI-K
		EPA 365.4	RAB	1	PASI-K
		SM 4500-CO2 D	JMC1	1	PASI-K
		SM 5310C	ESM	1	PASI-K

This report shall not be reproduced, except in full,
without the written consent of Pace Analytical Services, Inc..

Pace Analytical Services, Inc.
9608 Loiret Blvd.
Lenexa, KS 66219
(913)599-5665

PROJECT NARRATIVE

Project: Fort Smith, AR
Pace Project No.: 60205243

Method: **EPA 8015 - Alcohol**
Description: Alcohol by Direct Inject GCFID
Client: Environ_AR
Date: October 19, 2015

General Information:
1 sample was analyzed for EPA 8015 - Alcohol. All samples were received in acceptable condition with any exceptions noted below or on the chain-of custody and/or the sample condition upon receipt form (SCUR) attached at the end of this report.

Hold Time:
The samples were analyzed within the method required hold times with any exceptions noted below.

Initial Calibrations (including MS Tune as applicable):
All criteria were within method requirements with any exceptions noted below.

Continuing Calibration:
All criteria were within method requirements with any exceptions noted below.

Surrogates:
All surrogates were within QC limits with any exceptions noted below.

Method Blank:
All analytes were below the report limit in the method blank, where applicable, with any exceptions noted below.

Laboratory Control Spike:
All laboratory control spike compounds were within QC limits with any exceptions noted below.

Matrix Spikes:
All percent recoveries and relative percent differences (RPDs) were within acceptance criteria with any exceptions noted below.

Additional Comments:

This report shall not be reproduced, except in full,
without the written consent of Pace Analytical Services, Inc..

Pace Analytical Services, Inc.
9608 Loiret Blvd.
Lenexa, KS 66219
(913)599-5665

PROJECT NARRATIVE

Project: Fort Smith, AR
Pace Project No.: 60205243

Method: **EPA 6010**
Description: 6010 MET ICP
Client: Environ_AR
Date: October 19, 2015

General Information:
1 sample was analyzed for EPA 6010. All samples were received in acceptable condition with any exceptions noted below or on the chain-of custody and/or the sample condition upon receipt form (SCUR) attached at the end of this report.

Hold Time:
The samples were analyzed within the method required hold times with any exceptions noted below.

Sample Preparation:
The samples were prepared in accordance with EPA 3010 with any exceptions noted below.

Initial Calibrations (including MS Tune as applicable):
All criteria were within method requirements with any exceptions noted below.

Continuing Calibration:
All criteria were within method requirements with any exceptions noted below.

Method Blank:
All analytes were below the report limit in the method blank, where applicable, with any exceptions noted below.

Laboratory Control Spike:
All laboratory control spike compounds were within QC limits with any exceptions noted below.

Matrix Spikes:
All percent recoveries and relative percent differences (RPDs) were within acceptance criteria with any exceptions noted below.

Additional Comments:

This report shall not be reproduced, except in full,
without the written consent of Pace Analytical Services, Inc..

Pace Analytical Services, Inc.
9608 Loiret Blvd.
Lenexa, KS 66219
(913)599-5665

PROJECT NARRATIVE

Project: Fort Smith, AR
Pace Project No.: 60205243

Method: **EPA 5030B/8260**
Description: 8260 MSV
Client: Environ_AR
Date: October 19, 2015

General Information:
1 sample was analyzed for EPA 5030B/8260. All samples were received in acceptable condition with any exceptions noted below or on the chain-of custody and/or the sample condition upon receipt form (SCUR) attached at the end of this report.

Hold Time:
The samples were analyzed within the method required hold times with any exceptions noted below.

Initial Calibrations (including MS Tune as applicable):
All criteria were within method requirements with any exceptions noted below.

Continuing Calibration:
All criteria were within method requirements with any exceptions noted below.

Internal Standards:
All internal standards were within QC limits with any exceptions noted below.

Surrogates:
All surrogates were within QC limits with any exceptions noted below.

Method Blank:
All analytes were below the report limit in the method blank, where applicable, with any exceptions noted below.

QC Batch: MSV/72146

B: Analyte was detected in the associated method blank.
- BLANK for HBN 403892 [MSV/7214 (Lab ID: 1646653)
  - Chloromethane

Laboratory Control Spike:
All laboratory control spike compounds were within QC limits with any exceptions noted below.

Matrix Spikes:
All percent recoveries and relative percent differences (RPDs) were within acceptance criteria with any exceptions noted below.

QC Batch: MSV/72146

A matrix spike/matrix spike duplicate was not performed due to insufficient sample volume.

Additional Comments:

This report shall not be reproduced, except in full,
without the written consent of Pace Analytical Services, Inc..

Pace Analytical Services, Inc.
9608 Loiret Blvd.
Lenexa, KS 66219
(913)599-5665

PROJECT NARRATIVE

Project: Fort Smith, AR
Pace Project No.: 60205243

Method: **SM 2320B**
Description: 2320B Alkalinity
Client: Environ_AR
Date: October 19, 2015

General Information:
1 sample was analyzed for SM 2320B. All samples were received in acceptable condition with any exceptions noted below or on the chain-of custody and/or the sample condition upon receipt form (SCUR) attached at the end of this report.

Hold Time:
The samples were analyzed within the method required hold times with any exceptions noted below.

Method Blank:
All analytes were below the report limit in the method blank, where applicable, with any exceptions noted below.

Laboratory Control Spike:
All laboratory control spike compounds were within QC limits with any exceptions noted below.

Matrix Spikes:
All percent recoveries and relative percent differences (RPDs) were within acceptance criteria with any exceptions noted below.

Duplicate Sample:
All duplicate sample results were within method acceptance criteria with any exceptions noted below.

Additional Comments:

This report shall not be reproduced, except in full,
without the written consent of Pace Analytical Services, Inc..

Pace Analytical Services, Inc.
9608 Loiret Blvd.
Lenexa, KS 66219
(913)599-5665

PROJECT NARRATIVE

Project: Fort Smith, AR
Pace Project No.: 60205243

Method: **SM 3500-Fe B#4**
Description: Iron, Ferric (Calculation)
Client: Environ_AR
Date: October 19, 2015

General Information:
1 sample was analyzed for SM 3500-Fe B#4. All samples were received in acceptable condition with any exceptions noted below or on the chain-of custody and/or the sample condition upon receipt form (SCUR) attached at the end of this report.

Hold Time:
The samples were analyzed within the method required hold times with any exceptions noted below.

Method Blank:
All analytes were below the report limit in the method blank, where applicable, with any exceptions noted below.

Laboratory Control Spike:
All laboratory control spike compounds were within QC limits with any exceptions noted below.

Matrix Spikes:
All percent recoveries and relative percent differences (RPDs) were within acceptance criteria with any exceptions noted below.

Additional Comments:

Batch Comments:

Ferrous iron performed in the field
- QC Batch: WET / 57807

This report shall not be reproduced, except in full,
without the written consent of Pace Analytical Services, Inc..

Pace Analytical Services, Inc.
9608 Loiret Blvd.
Lenexa, KS 66219
(913)599-5665

PROJECT NARRATIVE

Project: Fort Smith, AR
Pace Project No.: 60205243

Method: **SM 4500-H+B**
Description: 4500H+ pH, Electrometric
Client: Environ_AR
Date: October 19, 2015

General Information:
1 sample was analyzed for SM 4500-H+B. All samples were received in acceptable condition with any exceptions noted below or on the chain-of custody and/or the sample condition upon receipt form (SCUR) attached at the end of this report.

Hold Time:
The samples were analyzed within the method required hold times with any exceptions noted below.

H6: Analysis initiated outside of the 15 minute EPA recommended holding time.
- MW-193-201510 (Lab ID: 60204443006)

Method Blank:
All analytes were below the report limit in the method blank, where applicable, with any exceptions noted below.

Laboratory Control Spike:
All laboratory control spike compounds were within QC limits with any exceptions noted below.

Matrix Spikes:
All percent recoveries and relative percent differences (RPDs) were within acceptance criteria with any exceptions noted below.

Additional Comments:

Batch Comments:

Field pH
- QC Batch: WET / 57841

This report shall not be reproduced, except in full,
without the written consent of Pace Analytical Services, Inc..

Pace Analytical Services, Inc.
9608 Loiret Blvd.
Lenexa, KS 66219
(913)599-5665

PROJECT NARRATIVE

Project: Fort Smith, AR
Pace Project No.: 60205243

Method: **SM 4500-S-2 D**
Description: 4500S2D Sulfide, Total
Client: Environ_AR
Date: October 19, 2015

General Information:
1 sample was analyzed for SM 4500-S-2 D. All samples were received in acceptable condition with any exceptions noted below or on the chain-of custody and/or the sample condition upon receipt form (SCUR) attached at the end of this report.

Hold Time:
The samples were analyzed within the method required hold times with any exceptions noted below.

Method Blank:
All analytes were below the report limit in the method blank, where applicable, with any exceptions noted below.

Laboratory Control Spike:
All laboratory control spike compounds were within QC limits with any exceptions noted below.

Matrix Spikes:
All percent recoveries and relative percent differences (RPDs) were within acceptance criteria with any exceptions noted below.

Duplicate Sample:
All duplicate sample results were within method acceptance criteria with any exceptions noted below.

Additional Comments:

This report shall not be reproduced, except in full,
without the written consent of Pace Analytical Services, Inc..

Pace Analytical Services, Inc.
9608 Loiret Blvd.
Lenexa, KS 66219
(913)599-5665

PROJECT NARRATIVE

Project: Fort Smith, AR
Pace Project No.: 60205243

Method: **EPA 300.0**
Description: 300.0 IC Anions 28 Days
Client: Environ_AR
Date: October 19, 2015

General Information:
1 sample was analyzed for EPA 300.0. All samples were received in acceptable condition with any exceptions noted below or on the chain-of custody and/or the sample condition upon receipt form (SCUR) attached at the end of this report.

Hold Time:
The samples were analyzed within the method required hold times with any exceptions noted below.

Initial Calibrations (including MS Tune as applicable):
All criteria were within method requirements with any exceptions noted below.

Continuing Calibration:
All criteria were within method requirements with any exceptions noted below.

Method Blank:
All analytes were below the report limit in the method blank, where applicable, with any exceptions noted below.

Laboratory Control Spike:
All laboratory control spike compounds were within QC limits with any exceptions noted below.

Matrix Spikes:
All percent recoveries and relative percent differences (RPDs) were within acceptance criteria with any exceptions noted below.

Additional Comments:

This report shall not be reproduced, except in full,
without the written consent of Pace Analytical Services, Inc..

Pace Analytical Services, Inc.
9608 Loiret Blvd.
Lenexa, KS 66219
(913)599-5665

PROJECT NARRATIVE

Project: Fort Smith, AR
Pace Project No.: 60205243

Method: **EPA 350.1**
Description: 350.1 Ammonia
Client: Environ_AR
Date: October 19, 2015

General Information:
1 sample was analyzed for EPA 350.1. All samples were received in acceptable condition with any exceptions noted below or on the chain-of custody and/or the sample condition upon receipt form (SCUR) attached at the end of this report.

Hold Time:
The samples were analyzed within the method required hold times with any exceptions noted below.

Initial Calibrations (including MS Tune as applicable):
All criteria were within method requirements with any exceptions noted below.

Continuing Calibration:
All criteria were within method requirements with any exceptions noted below.

Method Blank:
All analytes were below the report limit in the method blank, where applicable, with any exceptions noted below.

Laboratory Control Spike:
All laboratory control spike compounds were within QC limits with any exceptions noted below.

Matrix Spikes:
All percent recoveries and relative percent differences (RPDs) were within acceptance criteria with any exceptions noted below.

QC Batch: WETA/36342

A matrix spike and/or matrix spike duplicate (MS/MSD) were performed on the following sample(s): 60204295001,60204382001

M1: Matrix spike recovery exceeded QC limits. Batch accepted based on laboratory control sample (LCS) recovery.

- MS (Lab ID: 1649388)
  - Nitrogen, Ammonia

Duplicate Sample:
All duplicate sample results were within method acceptance criteria with any exceptions noted below.

Additional Comments:

This report shall not be reproduced, except in full,
without the written consent of Pace Analytical Services, Inc..

Pace Analytical Services, Inc.
9608 Loiret Blvd.
Lenexa, KS 66219
(913)599-5665

PROJECT NARRATIVE

Project: Fort Smith, AR
Pace Project No.: 60205243

Method: **EPA 353.2**
Description: 353.2 Nitrogen, NO2/NO3 unpres
Client: Environ_AR
Date: October 19, 2015

General Information:
1 sample was analyzed for EPA 353.2. All samples were received in acceptable condition with any exceptions noted below or on the chain-of custody and/or the sample condition upon receipt form (SCUR) attached at the end of this report.

Hold Time:
The samples were analyzed within the method required hold times with any exceptions noted below.

Initial Calibrations (including MS Tune as applicable):
All criteria were within method requirements with any exceptions noted below.

Continuing Calibration:
All criteria were within method requirements with any exceptions noted below.

Method Blank:
All analytes were below the report limit in the method blank, where applicable, with any exceptions noted below.

Laboratory Control Spike:
All laboratory control spike compounds were within QC limits with any exceptions noted below.

Matrix Spikes:
All percent recoveries and relative percent differences (RPDs) were within acceptance criteria with any exceptions noted below.

QC Batch: WETA/36253

A matrix spike and/or matrix spike duplicate (MS/MSD) were performed on the following sample(s): 60204408002

M1: Matrix spike recovery exceeded QC limits. Batch accepted based on laboratory control sample (LCS) recovery.

- MS (Lab ID: 1646208)
  - Nitrogen, Nitrite

Duplicate Sample:
All duplicate sample results were within method acceptance criteria with any exceptions noted below.

Additional Comments:

This report shall not be reproduced, except in full,
without the written consent of Pace Analytical Services, Inc..

Pace Analytical Services, Inc.
9608 Loiret Blvd.
Lenexa, KS 66219
(913)599-5665

PROJECT NARRATIVE

Project: Fort Smith, AR
Pace Project No.: 60205243

Method: **EPA 365.4**
Description: 365.4 Total Phosphorus
Client: Environ_AR
Date: October 19, 2015

General Information:
1 sample was analyzed for EPA 365.4. All samples were received in acceptable condition with any exceptions noted below or on the chain-of custody and/or the sample condition upon receipt form (SCUR) attached at the end of this report.

Hold Time:
The samples were analyzed within the method required hold times with any exceptions noted below.

Initial Calibrations (including MS Tune as applicable):
All criteria were within method requirements with any exceptions noted below.

Continuing Calibration:
All criteria were within method requirements with any exceptions noted below.

Method Blank:
All analytes were below the report limit in the method blank, where applicable, with any exceptions noted below.

Laboratory Control Spike:
All laboratory control spike compounds were within QC limits with any exceptions noted below.

Matrix Spikes:
All percent recoveries and relative percent differences (RPDs) were within acceptance criteria with any exceptions noted below.

Duplicate Sample:
All duplicate sample results were within method acceptance criteria with any exceptions noted below.

Additional Comments:

This report shall not be reproduced, except in full,
without the written consent of Pace Analytical Services, Inc..

Pace Analytical Services, Inc.
9608 Loiret Blvd.
Lenexa, KS 66219
(913)599-5665

PROJECT NARRATIVE

Project: Fort Smith, AR
Pace Project No.: 60205243

Method: **SM 4500-CO2 D**
Description: Total Carbon Dioxide Calc
Client: Environ_AR
Date: October 19, 2015

General Information:
1 sample was analyzed for SM 4500-CO2 D. All samples were received in acceptable condition with any exceptions noted below or on the chain-of custody and/or the sample condition upon receipt form (SCUR) attached at the end of this report.

Hold Time:
The samples were analyzed within the method required hold times with any exceptions noted below.

Initial Calibrations (including MS Tune as applicable):
All criteria were within method requirements with any exceptions noted below.

Continuing Calibration:
All criteria were within method requirements with any exceptions noted below.

Method Blank:
All analytes were below the report limit in the method blank, where applicable, with any exceptions noted below.

Laboratory Control Spike:
All laboratory control spike compounds were within QC limits with any exceptions noted below.

Matrix Spikes:
All percent recoveries and relative percent differences (RPDs) were within acceptance criteria with any exceptions noted below.

Additional Comments:

This report shall not be reproduced, except in full,
without the written consent of Pace Analytical Services, Inc..

Pace Analytical Services, Inc.
9608 Loiret Blvd.
Lenexa, KS 66219
(913)599-5665

PROJECT NARRATIVE

Project: Fort Smith, AR
Pace Project No.: 60205243

Method: **SM 5310C**
Description: 5310C TOC
Client: Environ_AR
Date: October 19, 2015

General Information:
1 sample was analyzed for SM 5310C. All samples were received in acceptable condition with any exceptions noted below or on the chain-of custody and/or the sample condition upon receipt form (SCUR) attached at the end of this report.

Hold Time:
The samples were analyzed within the method required hold times with any exceptions noted below.

Initial Calibrations (including MS Tune as applicable):
All criteria were within method requirements with any exceptions noted below.

Continuing Calibration:
All criteria were within method requirements with any exceptions noted below.

Method Blank:
All analytes were below the report limit in the method blank, where applicable, with any exceptions noted below.

Laboratory Control Spike:
All laboratory control spike compounds were within QC limits with any exceptions noted below.

Matrix Spikes:
All percent recoveries and relative percent differences (RPDs) were within acceptance criteria with any exceptions noted below.

QC Batch: WETA/36300

A matrix spike and/or matrix spike duplicate (MS/MSD) were performed on the following sample(s): 60204563001

M1: Matrix spike recovery exceeded QC limits. Batch accepted based on laboratory control sample (LCS) recovery.

- MS (Lab ID: 1647827)
  - Total Organic Carbon

Duplicate Sample:
All duplicate sample results were within method acceptance criteria with any exceptions noted below.

Additional Comments:

This data package has been reviewed for quality and completeness and is approved for release.

This report shall not be reproduced, except in full,
without the written consent of Pace Analytical Services, Inc..

Pace Analytical Services, Inc.
9608 Loiret Blvd.
Lenexa, KS 66219
(913)599-5665

ANALYTICAL RESULTS

Project: Fort Smith, AR
Pace Project No.: 60205243

Sample: MW-193-201510 **Lab ID: 60204443006** Collected: 10/06/15 12:15 Received: 10/07/15 08:45 Matrix: Water

Parameters	Results	Units	Report Limit	MDL	DF	Prepared	Analyzed	CAS No.	Qual
Alcohol by Direct Inject GCFID	Analytical Method: EPA 8015 - Alcohol								
2-Chloroethanol	ND	ug/L	10000	1980	1		10/13/15 10:04	107-07-3	
6010 MET ICP	Analytical Method: EPA 6010 Preparation Method: EPA 3010								
Iron	**736**	ug/L	50.0	9.0	1	10/08/15 09:50	10/14/15 16:36	7439-89-6	
Manganese	**3630**	ug/L	5.0	2.4	1	10/08/15 09:50	10/14/15 16:36	7439-96-5	
8260 MSV	Analytical Method: EPA 5030B/8260								
Acetone	**3.9J**	ug/L	10.0	1.9	1		10/09/15 06:02	67-64-1	
Benzene	ND	ug/L	1.0	0.060	1		10/09/15 06:02	71-43-2	
Bromodichloromethane	ND	ug/L	1.0	0.19	1		10/09/15 06:02	75-27-4	
Bromoform	ND	ug/L	1.0	0.070	1		10/09/15 06:02	75-25-2	
Bromomethane	ND	ug/L	5.0	0.16	1		10/09/15 06:02	74-83-9	
2-Butanone (MEK)	ND	ug/L	10.0	0.59	1		10/09/15 06:02	78-93-3	
Carbon disulfide	ND	ug/L	5.0	0.12	1		10/09/15 06:02	75-15-0	
Carbon tetrachloride	ND	ug/L	1.0	0.18	1		10/09/15 06:02	56-23-5	
Chlorobenzene	ND	ug/L	1.0	0.21	1		10/09/15 06:02	108-90-7	
Chloroethane	ND	ug/L	1.0	0.15	1		10/09/15 06:02	75-00-3	
Chloroform	ND	ug/L	1.0	0.14	1		10/09/15 06:02	67-66-3	
Chloromethane	**0.24J**	ug/L	1.0	0.080	1		10/09/15 06:02	74-87-3	B
Dibromochloromethane	ND	ug/L	1.0	0.21	1		10/09/15 06:02	124-48-1	
1,1-Dichloroethane	ND	ug/L	1.0	0.050	1		10/09/15 06:02	75-34-3	
1,2-Dichloroethane	ND	ug/L	1.0	0.12	1		10/09/15 06:02	107-06-2	
1,1-Dichloroethene	ND	ug/L	1.0	0.20	1		10/09/15 06:02	75-35-4	
cis-1,2-Dichloroethene	ND	ug/L	1.0	0.080	1		10/09/15 06:02	156-59-2	
trans-1,2-Dichloroethene	ND	ug/L	1.0	0.20	1		10/09/15 06:02	156-60-5	
1,2-Dichloropropane	ND	ug/L	1.0	0.16	1		10/09/15 06:02	78-87-5	
cis-1,3-Dichloropropene	ND	ug/L	1.0	0.14	1		10/09/15 06:02	10061-01-5	
trans-1,3-Dichloropropene	ND	ug/L	1.0	0.12	1		10/09/15 06:02	10061-02-6	
Ethylbenzene	ND	ug/L	1.0	0.18	1		10/09/15 06:02	100-41-4	
2-Hexanone	ND	ug/L	10.0	1.2	1		10/09/15 06:02	591-78-6	
Methylene chloride	ND	ug/L	1.0	0.15	1		10/09/15 06:02	75-09-2	
4-Methyl-2-pentanone (MIBK)	ND	ug/L	10.0	0.42	1		10/09/15 06:02	108-10-1	
Styrene	ND	ug/L	1.0	0.12	1		10/09/15 06:02	100-42-5	
1,1,2,2-Tetrachloroethane	ND	ug/L	1.0	0.15	1		10/09/15 06:02	79-34-5	
Tetrachloroethene	ND	ug/L	1.0	0.10	1		10/09/15 06:02	127-18-4	
Toluene	ND	ug/L	1.0	0.17	1		10/09/15 06:02	108-88-3	
1,1,1-Trichloroethane	ND	ug/L	1.0	0.11	1		10/09/15 06:02	71-55-6	
1,1,2-Trichloroethane	ND	ug/L	1.0	0.20	1		10/09/15 06:02	79-00-5	
Trichloroethene	ND	ug/L	1.0	0.17	1		10/09/15 06:02	79-01-6	
Vinyl chloride	ND	ug/L	1.0	0.13	1		10/09/15 06:02	75-01-4	
Xylene (Total)	ND	ug/L	3.0	0.42	1		10/09/15 06:02	1330-20-7	
Surrogates									
4-Bromofluorobenzene (S)	97	%	80-120		1		10/09/15 06:02	460-00-4	
1,2-Dichloroethane-d4 (S)	101	%	80-120		1		10/09/15 06:02	17060-07-0	
Toluene-d8 (S)	102	%	80-120		1		10/09/15 06:02	2037-26-5	
Preservation pH	**1.0**		0.10	0.10	1		10/09/15 06:02		

REPORT OF LABORATORY ANALYSIS

This report shall not be reproduced, except in full,
without the written consent of Pace Analytical Services, Inc..

Pace Analytical Services, Inc.
9608 Loiret Blvd.
Lenexa, KS 66219
(913)599-5665

ANALYTICAL RESULTS

Project: Fort Smith, AR
Pace Project No.: 60205243

Sample: MW-193-201510 **Lab ID: 60204443006** Collected: 10/06/15 12:15 Received: 10/07/15 08:45 Matrix: Water

Parameters	Results	Units	Report Limit	MDL	DF	Prepared	Analyzed	CAS No.	Qual
2320B Alkalinity	Analytical Method: SM 2320B								
Alkalinity,Bicarbonate (CaCO3)	**59.4**	mg/L	20.0	2.0	1		10/09/15 16:24		
Alkalinity, Carbonate (CaCO3)	ND	mg/L	20.0	2.0	1		10/09/15 16:24		
Alkalinity, Total as CaCO3	**59.4**	mg/L	20.0	2.0	1		10/09/15 16:24		
Iron, Ferric (Calculation)	Analytical Method: SM 3500-Fe B#4								
Iron, Ferric	**0.74**	mg/L	0.20		1		10/15/15 00:00	7439-89-6	
4500H+ pH, Electrometric	Analytical Method: SM 4500-H+B								
pH at 25 Degrees C	**5.9**	Std. Units	0.10	0.10	1		10/10/15 00:00		H6
4500S2D Sulfide, Total	Analytical Method: SM 4500-S-2 D								
Sulfide, Total	ND	mg/L	0.050	0.012	1		10/13/15 07:41	18496-25-8	
300.0 IC Anions 28 Days	Analytical Method: EPA 300.0								
Chloride	**10.6**	mg/L	1.0	0.50	1		10/13/15 01:35	16887-00-6	
Sulfate	**41.9**	mg/L	5.0	1.2	5		10/13/15 01:51	14808-79-8	
350.1 Ammonia	Analytical Method: EPA 350.1								
Nitrogen, Ammonia	ND	mg/L	0.10	0.046	1		10/13/15 17:16	7664-41-7	
353.2 Nitrogen, NO2/NO3 unpres	Analytical Method: EPA 353.2								
Nitrogen, Nitrate	**0.78**	mg/L	0.10	0.014	1		10/08/15 08:35		
Nitrogen, Nitrite	ND	mg/L	0.10	0.023	1		10/08/15 08:35		
Nitrogen, NO2 plus NO3	**0.78**	mg/L	0.10	0.014	1		10/08/15 08:35		
365.4 Total Phosphorus	Analytical Method: EPA 365.4								
Phosphorus as PO4	ND	mg/L	0.31		1		10/15/15 11:48		
Total Carbon Dioxide Calc	Analytical Method: SM 4500-CO2 D								
Carbon Dioxide Calculation	**198**	mg/L	20.0	20.0	1		10/19/15 00:00		
5310C TOC	Analytical Method: SM 5310C								
Total Organic Carbon	**0.73J**	mg/L	1.0	0.46	1		10/13/15 19:52	7440-44-0	

REPORT OF LABORATORY ANALYSIS

This report shall not be reproduced, except in full,
without the written consent of Pace Analytical Services, Inc..

Pace Analytical Services, Inc.
9608 Loiret Blvd.
Lenexa, KS 66219
(913)599-5665

QUALITY CONTROL DATA

Project: Fort Smith, AR
Pace Project No.: 60205243

QC Batch: MPRP/33449
QC Batch Method: EPA 3010
Analysis Method: EPA 6010
Analysis Description: 6010 MET
Associated Lab Samples: 60204443006

METHOD BLANK: 1646321
Matrix: Water
Associated Lab Samples: 60204443006

Parameter	Units	Blank Result	Reporting Limit	Analyzed	Qualifiers
Iron	ug/L	ND	50.0	10/14/15 16:11	
Manganese	ug/L	ND	5.0	10/14/15 16:11	

LABORATORY CONTROL SAMPLE: 1646322

Parameter	Units	Spike Conc.	LCS Result	LCS % Rec	% Rec Limits	Qualifiers
Iron	ug/L	10000	9770	98	80-120	
Manganese	ug/L	1000	1000	100	80-120	

MATRIX SPIKE & MATRIX SPIKE DUPLICATE: 1646323 1646324

Parameter	Units	60204425028 Result	MS Spike Conc.	MSD Spike Conc.	MS Result	MSD Result	MS % Rec	MSD % Rec	% Rec Limits	RPD	Max RPD	Qual
Iron	ug/L	570	10000	10000	9030	9350	85	88	75-125	3	20	
Manganese	ug/L	1560	1000	1000	2460	2480	90	92	75-125	1	20	

Results presented on this page are in the units indicated by the "Units" column except where an alternate unit is presented to the right of the result.

REPORT OF LABORATORY ANALYSIS

This report shall not be reproduced, except in full,
without the written consent of Pace Analytical Services, Inc..

Pace Analytical Services, Inc.
9608 Loiret Blvd.
Lenexa, KS 66219
(913)599-5665

QUALITY CONTROL DATA

Project: Fort Smith, AR
Pace Project No.: 60205243

QC Batch: MSV/72146
QC Batch Method: EPA 5030B/8260
Analysis Method: EPA 5030B/8260
Analysis Description: 8260 MSV Water 10 mL Purge
Associated Lab Samples: 60204443006

METHOD BLANK: 1646653
Matrix: Water
Associated Lab Samples: 60204443006

Parameter	Units	Blank Result	Reporting Limit	Analyzed	Qualifiers
1,1,1-Trichloroethane	ug/L	ND	1.0	10/09/15 02:54	
1,1,2,2-Tetrachloroethane	ug/L	ND	1.0	10/09/15 02:54	
1,1,2-Trichloroethane	ug/L	ND	1.0	10/09/15 02:54	
1,1-Dichloroethane	ug/L	ND	1.0	10/09/15 02:54	
1,1-Dichloroethene	ug/L	ND	1.0	10/09/15 02:54	
1,2-Dichloroethane	ug/L	ND	1.0	10/09/15 02:54	
1,2-Dichloropropane	ug/L	ND	1.0	10/09/15 02:54	
2-Butanone (MEK)	ug/L	ND	10.0	10/09/15 02:54	
2-Hexanone	ug/L	ND	10.0	10/09/15 02:54	
4-Methyl-2-pentanone (MIBK)	ug/L	ND	10.0	10/09/15 02:54	
Acetone	ug/L	ND	10.0	10/09/15 02:54	
Benzene	ug/L	ND	1.0	10/09/15 02:54	
Bromodichloromethane	ug/L	ND	1.0	10/09/15 02:54	
Bromoform	ug/L	0.14J	1.0	10/09/15 02:54	
Bromomethane	ug/L	ND	5.0	10/09/15 02:54	
Carbon disulfide	ug/L	ND	5.0	10/09/15 02:54	
Carbon tetrachloride	ug/L	ND	1.0	10/09/15 02:54	
Chlorobenzene	ug/L	ND	1.0	10/09/15 02:54	
Chloroethane	ug/L	ND	1.0	10/09/15 02:54	
Chloroform	ug/L	ND	1.0	10/09/15 02:54	
Chloromethane	ug/L	0.17J	1.0	10/09/15 02:54	
cis-1,2-Dichloroethene	ug/L	ND	1.0	10/09/15 02:54	
cis-1,3-Dichloropropene	ug/L	ND	1.0	10/09/15 02:54	
Dibromochloromethane	ug/L	ND	1.0	10/09/15 02:54	
Ethylbenzene	ug/L	ND	1.0	10/09/15 02:54	
Methylene chloride	ug/L	ND	1.0	10/09/15 02:54	
Styrene	ug/L	ND	1.0	10/09/15 02:54	
Tetrachloroethene	ug/L	ND	1.0	10/09/15 02:54	
Toluene	ug/L	ND	1.0	10/09/15 02:54	
trans-1,2-Dichloroethene	ug/L	ND	1.0	10/09/15 02:54	
trans-1,3-Dichloropropene	ug/L	ND	1.0	10/09/15 02:54	
Trichloroethene	ug/L	ND	1.0	10/09/15 02:54	
Vinyl chloride	ug/L	ND	1.0	10/09/15 02:54	
Xylene (Total)	ug/L	ND	3.0	10/09/15 02:54	
1,2-Dichloroethane-d4 (S)	%	99	80-120	10/09/15 02:54	
4-Bromofluorobenzene (S)	%	98	80-120	10/09/15 02:54	
Toluene-d8 (S)	%	102	80-120	10/09/15 02:54	

Results presented on this page are in the units indicated by the "Units" column except where an alternate unit is presented to the right of the result.

REPORT OF LABORATORY ANALYSIS

This report shall not be reproduced, except in full,
without the written consent of Pace Analytical Services, Inc..

Pace Analytical Services, Inc.
9608 Loiret Blvd.
Lenexa, KS 66219
(913)599-5665

QUALITY CONTROL DATA

Project: Fort Smith, AR
Pace Project No.: 60205243

LABORATORY CONTROL SAMPLE: 1646654

Parameter	Units	Spike Conc.	LCS Result	LCS % Rec	% Rec Limits	Qualifiers
1,1,1-Trichloroethane	ug/L	20	18.9	95	80-120	
1,1,2,2-Tetrachloroethane	ug/L	20	15.8	79	73-121	
1,1,2-Trichloroethane	ug/L	20	18.9	94	80-120	
1,1-Dichloroethane	ug/L	20	19.6	98	80-120	
1,1-Dichloroethene	ug/L	20	19.0	95	80-120	
1,2-Dichloroethane	ug/L	20	18.4	92	81-120	
1,2-Dichloropropane	ug/L	20	19.4	97	80-120	
2-Butanone (MEK)	ug/L	100	111	111	67-122	
2-Hexanone	ug/L	100	110	110	75-121	
4-Methyl-2-pentanone (MIBK)	ug/L	100	96.2	96	76-120	
Acetone	ug/L	100	112	112	72-120	
Benzene	ug/L	20	19.8	99	80-120	
Bromodichloromethane	ug/L	20	19.1	96	80-120	
Bromoform	ug/L	20	18.9	95	73-138	
Bromomethane	ug/L	20	20.5	102	38-137	
Carbon disulfide	ug/L	20	20.5	103	71-129	
Carbon tetrachloride	ug/L	20	18.4	92	67-146	
Chlorobenzene	ug/L	20	19.1	95	80-120	
Chloroethane	ug/L	20	18.8	94	76-120	
Chloroform	ug/L	20	17.6	88	80-120	
Chloromethane	ug/L	20	12.8	64	34-165	
cis-1,2-Dichloroethene	ug/L	20	18.8	94	80-120	
cis-1,3-Dichloropropene	ug/L	20	16.7	83	80-120	
Dibromochloromethane	ug/L	20	19.4	97	80-126	
Ethylbenzene	ug/L	20	19.7	98	80-120	
Methylene chloride	ug/L	20	19.2	96	80-120	
Styrene	ug/L	20	20.1	101	80-123	
Tetrachloroethene	ug/L	20	19.1	95	80-123	
Toluene	ug/L	20	19.5	98	80-120	
trans-1,2-Dichloroethene	ug/L	20	18.2	91	80-120	
trans-1,3-Dichloropropene	ug/L	20	17.2	86	80-129	
Trichloroethene	ug/L	20	18.8	94	80-120	
Vinyl chloride	ug/L	20	19.1	96	62-125	
Xylene (Total)	ug/L	60	58.1	97	80-120	
1,2-Dichloroethane-d4 (S)	%			98	80-120	
4-Bromofluorobenzene (S)	%			96	80-120	
Toluene-d8 (S)	%			101	80-120	

Results presented on this page are in the units indicated by the "Units" column except where an alternate unit is presented to the right of the result.

REPORT OF LABORATORY ANALYSIS

This report shall not be reproduced, except in full,
without the written consent of Pace Analytical Services, Inc..

Pace Analytical Services, Inc.
9608 Loiret Blvd.
Lenexa, KS 66219
(913)599-5665

QUALITY CONTROL DATA

Project: Fort Smith, AR
Pace Project No.: 60205243

QC Batch: WET/57701 Analysis Method: SM 2320B
QC Batch Method: SM 2320B Analysis Description: 2320B Alkalinity
Associated Lab Samples: 60204443006

METHOD BLANK: 1647869 Matrix: Water
Associated Lab Samples: 60204443006

Parameter	Units	Blank Result	Reporting Limit	Analyzed	Qualifiers
Alkalinity, Carbonate (CaCO3)	mg/L	ND	20.0	10/09/15 16:20	
Alkalinity, Total as CaCO3	mg/L	ND	20.0	10/09/15 16:20	
Alkalinity,Bicarbonate (CaCO3)	mg/L	ND	20.0	10/09/15 16:20	

LABORATORY CONTROL SAMPLE: 1647870

Parameter	Units	Spike Conc.	LCS Result	LCS % Rec	% Rec Limits	Qualifiers
Alkalinity, Total as CaCO3	mg/L	500	471	94	90-110	

SAMPLE DUPLICATE: 1647871

Parameter	Units	60204567002 Result	Dup Result	RPD	Max RPD	Qualifiers
Alkalinity, Carbonate (CaCO3)	mg/L	ND	ND		10	
Alkalinity, Total as CaCO3	mg/L	428	434	1	10	
Alkalinity,Bicarbonate (CaCO3)	mg/L	428	434	1	10	

SAMPLE DUPLICATE: 1647872

Parameter	Units	60204563001 Result	Dup Result	RPD	Max RPD	Qualifiers
Alkalinity, Carbonate (CaCO3)	mg/L	ND	ND		10	
Alkalinity, Total as CaCO3	mg/L	245	247	1	10	
Alkalinity,Bicarbonate (CaCO3)	mg/L	245	247	1	10	

Results presented on this page are in the units indicated by the "Units" column except where an alternate unit is presented to the right of the result.

REPORT OF LABORATORY ANALYSIS

This report shall not be reproduced, except in full,
without the written consent of Pace Analytical Services, Inc..

Pace Analytical Services, Inc.
9608 Loiret Blvd.
Lenexa, KS 66219
(913)599-5665

QUALITY CONTROL DATA

Project: Fort Smith, AR
Pace Project No.: 60205243

QC Batch: WET/57655
QC Batch Method: SM 4500-S-2 D
Analysis Method: SM 4500-S-2 D
Analysis Description: 4500S2D Sulfide, Total
Associated Lab Samples: 60204443006

METHOD BLANK: 1646295
Matrix: Water
Associated Lab Samples: 60204443006

Parameter	Units	Blank Result	Reporting Limit	Analyzed	Qualifiers
Sulfide, Total	mg/L	ND	0.050	10/13/15 07:38	

LABORATORY CONTROL SAMPLE: 1646296

Parameter	Units	Spike Conc.	LCS Result	LCS % Rec	% Rec Limits	Qualifiers
Sulfide, Total	mg/L	.5	0.50	99	80-120	

MATRIX SPIKE SAMPLE: 1646297

Parameter	Units	60204425028 Result	Spike Conc.	MS Result	MS % Rec	% Rec Limits	Qualifiers
Sulfide, Total	mg/L	ND	.5	0.48	96	75-125	

SAMPLE DUPLICATE: 1646298

Parameter	Units	60204426001 Result	Dup Result	RPD	Max RPD	Qualifiers
Sulfide, Total	mg/L	ND	ND		20	

Results presented on this page are in the units indicated by the "Units" column except where an alternate unit is presented to the right of the result.

REPORT OF LABORATORY ANALYSIS

This report shall not be reproduced, except in full,
without the written consent of Pace Analytical Services, Inc..

Pace Analytical Services, Inc.
9608 Loiret Blvd.
Lenexa, KS 66219
(913)599-5665

QUALITY CONTROL DATA

Project: Fort Smith, AR
Pace Project No.: 60205243

QC Batch: WETA/36316 Analysis Method: EPA 300.0
QC Batch Method: EPA 300.0 Analysis Description: 300.0 IC Anions
Associated Lab Samples: 60204443006

METHOD BLANK: 1648532 Matrix: Water
Associated Lab Samples: 60204443006

Parameter	Units	Blank Result	Reporting Limit	Analyzed	Qualifiers
Chloride	mg/L	ND	1.0	10/11/15 15:40	
Sulfate	mg/L	ND	1.0	10/11/15 15:40	

METHOD BLANK: 1648751 Matrix: Water
Associated Lab Samples: 60204443006

Parameter	Units	Blank Result	Reporting Limit	Analyzed	Qualifiers
Chloride	mg/L	ND	1.0	10/12/15 10:11	
Sulfate	mg/L	ND	1.0	10/12/15 10:11	

LABORATORY CONTROL SAMPLE: 1648533

Parameter	Units	Spike Conc.	LCS Result	LCS % Rec	% Rec Limits	Qualifiers
Chloride	mg/L	5	4.6	92	90-110	
Sulfate	mg/L	5	4.7	93	90-110	

LABORATORY CONTROL SAMPLE: 1648752

Parameter	Units	Spike Conc.	LCS Result	LCS % Rec	% Rec Limits	Qualifiers
Chloride	mg/L	5	4.6	91	90-110	
Sulfate	mg/L	5	4.7	95	90-110	

MATRIX SPIKE SAMPLE: 1648534

Parameter	Units	60204296003 Result	Spike Conc.	MS Result	MS % Rec	% Rec Limits	Qualifiers
Chloride	mg/L	81.3	50	127	91	80-120	
Sulfate	mg/L	102	50	145	87	80-120	

MATRIX SPIKE SAMPLE: 1648535

Parameter	Units	60204567002 Result	Spike Conc.	MS Result	MS % Rec	% Rec Limits	Qualifiers
Chloride	mg/L	2670	1000	3590	92	80-120	
Sulfate	mg/L	2330	1000	3200	87	80-120	

Results presented on this page are in the units indicated by the "Units" column except where an alternate unit is presented to the right of the result.

REPORT OF LABORATORY ANALYSIS

This report shall not be reproduced, except in full,
without the written consent of Pace Analytical Services, Inc..

Pace Analytical Services, Inc.
9608 Loiret Blvd.
Lenexa, KS 66219
(913)599-5665

QUALITY CONTROL DATA

Project: Fort Smith, AR
Pace Project No.: 60205243

QC Batch: WETA/36342
QC Batch Method: EPA 350.1
Analysis Method: EPA 350.1
Analysis Description: 350.1 Ammonia
Associated Lab Samples: 60204443006

METHOD BLANK: 1649386
Matrix: Water
Associated Lab Samples: 60204443006

Parameter	Units	Blank Result	Reporting Limit	Analyzed	Qualifiers
Nitrogen, Ammonia	mg/L	ND	0.10	10/13/15 16:57	

LABORATORY CONTROL SAMPLE: 1649387

Parameter	Units	Spike Conc.	LCS Result	LCS % Rec	% Rec Limits	Qualifiers
Nitrogen, Ammonia	mg/L	2	1.8	91	90-110	

MATRIX SPIKE SAMPLE: 1649388

Parameter	Units	60204295001 Result	Spike Conc.	MS Result	MS % Rec	% Rec Limits	Qualifiers
Nitrogen, Ammonia	mg/L	0.12	2	2.4	114	90-110	M1

MATRIX SPIKE SAMPLE: 1649390

Parameter	Units	60204382001 Result	Spike Conc.	MS Result	MS % Rec	% Rec Limits	Qualifiers
Nitrogen, Ammonia	mg/L	<0.10	2	2.0	99	90-110	

SAMPLE DUPLICATE: 1649389

Parameter	Units	60204360002 Result	Dup Result	RPD	Max RPD	Qualifiers
Nitrogen, Ammonia	mg/L	20.9	21.4	2	18	

Results presented on this page are in the units indicated by the "Units" column except where an alternate unit is presented to the right of the result.

REPORT OF LABORATORY ANALYSIS

This report shall not be reproduced, except in full,
without the written consent of Pace Analytical Services, Inc..

Pace Analytical Services, Inc.
9608 Loiret Blvd.
Lenexa, KS 66219
(913)599-5665

QUALITY CONTROL DATA

Project: Fort Smith, AR
Pace Project No.: 60205243

QC Batch: WETA/36253
QC Batch Method: EPA 353.2
Analysis Method: EPA 353.2
Analysis Description: 353.2 Nitrate + Nitrite, Unpres.
Associated Lab Samples: 60204443006

METHOD BLANK: 1646206 Matrix: Water
Associated Lab Samples: 60204443006

Parameter	Units	Blank Result	Reporting Limit	Analyzed	Qualifiers
Nitrogen, Nitrate	mg/L	ND	0.10	10/08/15 08:25	
Nitrogen, Nitrite	mg/L	ND	0.10	10/08/15 08:25	
Nitrogen, NO2 plus NO3	mg/L	ND	0.10	10/08/15 08:25	

LABORATORY CONTROL SAMPLE: 1646207

Parameter	Units	Spike Conc.	LCS Result	LCS % Rec	% Rec Limits	Qualifiers
Nitrogen, Nitrate	mg/L	1.6	1.7	104	85-115	
Nitrogen, Nitrite	mg/L	.4	0.42	105	90-110	
Nitrogen, NO2 plus NO3	mg/L	2	2.1	104	90-110	

MATRIX SPIKE SAMPLE: 1646208

Parameter	Units	60204408002 Result	Spike Conc.	MS Result	MS % Rec	% Rec Limits	Qualifiers
Nitrogen, Nitrate	mg/L	1.8	1.6	3.3	92	85-115	
Nitrogen, Nitrite	mg/L	ND	.4	0.49	122	90-110	M1
Nitrogen, NO2 plus NO3	mg/L	1.8	2	3.8	98	90-110	

SAMPLE DUPLICATE: 1646209

Parameter	Units	60204454002 Result	Dup Result	RPD	Max RPD	Qualifiers
Nitrogen, Nitrate	mg/L	12.2	12.2	0	20	
Nitrogen, Nitrite	mg/L	0.503	ND		20	
Nitrogen, NO2 plus NO3	mg/L	12.2	12.2	0	20	

Results presented on this page are in the units indicated by the "Units" column except where an alternate unit is presented to the right of the result.

REPORT OF LABORATORY ANALYSIS

This report shall not be reproduced, except in full,
without the written consent of Pace Analytical Services, Inc..

Pace Analytical Services, Inc.
9608 Loiret Blvd.
Lenexa, KS 66219
(913)599-5665

QUALITY CONTROL DATA

Project: Fort Smith, AR
Pace Project No.: 60205243

QC Batch: WETA/36356
QC Batch Method: EPA 365.4
Analysis Method: EPA 365.4
Analysis Description: 365.4 Phosphorus
Associated Lab Samples: 60204443006

METHOD BLANK: 1649697 Matrix: Water
Associated Lab Samples: 60204443006

Parameter	Units	Blank Result	Reporting Limit	Analyzed	Qualifiers
Phosphorus as PO4	mg/L	ND	0.31	10/15/15 11:23	

LABORATORY CONTROL SAMPLE: 1649698

Parameter	Units	Spike Conc.	LCS Result	LCS % Rec	% Rec Limits	Qualifiers
Phosphorus as PO4	mg/L		6.0			

MATRIX SPIKE SAMPLE: 1649699

Parameter	Units	60204425013 Result	Spike Conc.	MS Result	MS % Rec	% Rec Limits	Qualifiers
Phosphorus as PO4	mg/L	ND		6.1			

MATRIX SPIKE SAMPLE: 1649701

Parameter	Units	60204563001 Result	Spike Conc.	MS Result	MS % Rec	% Rec Limits	Qualifiers
Phosphorus as PO4	mg/L	ND		6.1			

SAMPLE DUPLICATE: 1649700

Parameter	Units	60204426001 Result	Dup Result	RPD	Max RPD	Qualifiers
Phosphorus as PO4	mg/L	ND	ND	0		

Results presented on this page are in the units indicated by the "Units" column except where an alternate unit is presented to the right of the result.

REPORT OF LABORATORY ANALYSIS

This report shall not be reproduced, except in full,
without the written consent of Pace Analytical Services, Inc..

Pace Analytical Services, Inc.
9608 Loiret Blvd.
Lenexa, KS 66219
(913)599-5665

QUALITY CONTROL DATA

Project: Fort Smith, AR
Pace Project No.: 60205243

QC Batch: WETA/36300
QC Batch Method: SM 5310C
Analysis Method: SM 5310C
Analysis Description: 5310C Total Organic Carbon
Associated Lab Samples: 60204443006

METHOD BLANK: 1647825
Matrix: Water
Associated Lab Samples: 60204443006

Parameter	Units	Blank Result	Reporting Limit	Analyzed	Qualifiers
Total Organic Carbon	mg/L	ND	1.0	10/13/15 19:26	

LABORATORY CONTROL SAMPLE: 1647826

Parameter	Units	Spike Conc.	LCS Result	LCS % Rec	% Rec Limits	Qualifiers
Total Organic Carbon	mg/L	5	5.2	104	80-120	

MATRIX SPIKE SAMPLE: 1647827

Parameter	Units	60204563001 Result	Spike Conc.	MS Result	MS % Rec	% Rec Limits	Qualifiers
Total Organic Carbon	mg/L	6.3	5	9.5	63	80-120	M1

SAMPLE DUPLICATE: 1647828

Parameter	Units	60204563002 Result	Dup Result	RPD	Max RPD	Qualifiers
Total Organic Carbon	mg/L	0.91J	0.83J		25	

Results presented on this page are in the units indicated by the "Units" column except where an alternate unit is presented to the right of the result.

REPORT OF LABORATORY ANALYSIS

This report shall not be reproduced, except in full,
without the written consent of Pace Analytical Services, Inc..

Pace Analytical Services, Inc.
9608 Loiret Blvd.
Lenexa, KS 66219
(913)599-5665

QUALIFIERS

Project: Fort Smith, AR
Pace Project No.: 60205243

DEFINITIONS

DF - Dilution Factor, if reported, represents the factor applied to the reported data due to dilution of the sample aliquot.

ND - Not Detected at or above adjusted reporting limit.

J - Estimated concentration above the adjusted method detection limit and below the adjusted reporting limit.

MDL - Adjusted Method Detection Limit.

PQL - Practical Quantitation Limit.

RL - Reporting Limit.

S - Surrogate

1,2-Diphenylhydrazine decomposes to and cannot be separated from Azobenzene using Method 8270. The result for each analyte is a combined concentration.

Consistent with EPA guidelines, unrounded data are displayed and have been used to calculate % recovery and RPD values.

LCS(D) - Laboratory Control Sample (Duplicate)

MS(D) - Matrix Spike (Duplicate)

DUP - Sample Duplicate

RPD - Relative Percent Difference

NC - Not Calculable.

SG - Silica Gel - Clean-Up

U - Indicates the compound was analyzed for, but not detected.

N-Nitrosodiphenylamine decomposes and cannot be separated from Diphenylamine using Method 8270. The result reported for each analyte is a combined concentration.

Pace Analytical is TNI accredited. Contact your Pace PM for the current list of accredited analytes.

TNI - The NELAC Institute.

LABORATORIES

PASI-D	Pace Analytical Services - Dallas
PASI-K	Pace Analytical Services - Kansas City

BATCH QUALIFIERS

Batch: MSV/72146

[M5]	A matrix spike/matrix spike duplicate was not performed for this batch due to insufficient sample volume.

Batch: WET/57807

[1]	Ferrous iron performed in the field

Batch: WET/57841

[1]	Field pH

ANALYTE QUALIFIERS

B	Analyte was detected in the associated method blank.
H6	Analysis initiated outside of the 15 minute EPA recommended holding time.
M1	Matrix spike recovery exceeded QC limits. Batch accepted based on laboratory control sample (LCS) recovery.

This report shall not be reproduced, except in full,
without the written consent of Pace Analytical Services, Inc..

Pace Analytical Services, Inc.
9608 Loiret Blvd.
Lenexa, KS 66219
(913)599-5665

QUALITY CONTROL DATA CROSS REFERENCE TABLE

Project: Fort Smith, AR
Pace Project No.: 60205243

Lab ID	Sample ID	QC Batch Method	QC Batch	Analytical Method	Analytical Batch
60204443006	**MW-193-201510**	EPA 8015 - Alcohol	GCSV/4450		
60204443006	**MW-193-201510**	EPA 3010	MPRP/33449	EPA 6010	ICP/24647
60204443006	**MW-193-201510**	EPA 5030B/8260	MSV/72146		
60204443006	**MW-193-201510**	SM 2320B	WET/57701		
60204443006	**MW-193-201510**	SM 3500-Fe B#4	WET/57807		
60204443006	**MW-193-201510**	SM 4500-H+B	WET/57841		
60204443006	**MW-193-201510**	SM 4500-S-2 D	WET/57655		
60204443006	**MW-193-201510**	EPA 300.0	WETA/36316		
60204443006	**MW-193-201510**	EPA 350.1	WETA/36342		
60204443006	**MW-193-201510**	EPA 353.2	WETA/36253		
60204443006	**MW-193-201510**	EPA 365.4	WETA/36356		
60204443006	**MW-193-201510**	SM 4500-CO2 D	WETA/36471		
60204443006	**MW-193-201510**	SM 5310C	WETA/36300		

This report shall not be reproduced, except in full,
without the written consent of Pace Analytical Services, Inc..

Pace Analytical
www.pacelabs.com

CHAIN-OF-CUSTODY / Analytical Request Document

The Chain-of-Custody is a LEGAL DOCUMENT. All relevant fields must be completed accurately.

Page: 1 of 1

Section A Required Client Information:

Company:	Environ
Address:	7500 College Blvd., Ste. 925
	Overland Park, KS 66210
Email To:	wstonestreet@environcorp.com
Phone: 913-553-5926	Fax:
Requested Due Date/TAT:	5 day

Section B Required Project Information:

Report To:	Wendy Stonestreet
Copy To:	Tammy Gleason
Purchase Order No.:	NA
Project Name:	Fort Smith, AR
Project Number:	343750OF

Section C Invoice Information:

Attention:	Tammy Gleason
Company Name:	Environ
Address:	250 Monroe Ave. NW Grand Rapids
Pace Quote Reference:	Michigan, 49503
Pace Project Manager:	Colleen Clyne
Pace Profile #:	7444, line 1

REGULATORY AGENCY

☐ NPDES ☐ GROUND WATER ☐ DRINKING WATER
☐ UST ☐ RCRA ☑ OTHER ADEQ

Site Location STATE: AR

Section D Required Client Information

SAMPLE ID (A-Z, 0-9 / ,-) Sample IDs MUST BE UNIQUE

Valid Matrix Codes

MATRIX	CODE
DRINKING WATER	DW
WATER	WT
WASTE WATER	WW
PRODUCT	P
SOIL/SOLID	SL
OIL	OL
WIPE	WP
AIR	AR
OTHER	OT
TISSUE	TS

Requested Analysis Filtered (Y/N)

ITEM #	Sample ID	MATRIX CODE (see valid codes to left)	SAMPLE TYPE (G=GRAB C=COMP)	COLLECTED COMPOSITE START DATE	COMPOSITE START TIME	COMPOSITE END/GRAB DATE	COMPOSITE END/GRAB TIME	SAMPLE TEMP AT COLLECTION	# OF CONTAINERS	Preservatives: Unpreserved	H_2SO_4	HNO_3	HCl	NaOH	$Na_2S_2O_3$	Methanol	Other	Analysis Test Y/N	8260 VOCs	Alkalinity	TOC	Chloride, Sulfate	8015 Chloroethanol (Pace Dallas)	6010-Iron/Mn	Ferric Iron calc. (send field Ferrous)	Ammonia	Nitrate+Nitrite	Total Phosphate (Pace Dallas)	Sulfide	CO2 Calc (Alkalinity pH)	Residual Chlorine (Y/N)	Pace Project No./ Lab I.D.
1	MW-193-201510	WT	G			10/6/15	1215		11	X	X	X	X	X					X	X	X	X	X	X	X	X	X	N	
2	~~MW-193-20510~~	WT	G			10/6/15			11	X	X	X	X	X					X	X	X	X	X	X	X	X	X	N	
3																														
4																														
5																														
6																														
7																														
8																														
9																														
10																														
11																														
12																														

ADDITIONAL COMMENTS	RELINQUISHED BY / AFFILIATION	DATE	TIME	ACCEPTED BY / AFFILIATION	DATE	TIME	SAMPLE CONDITIONS
Level IV data package required	Wendy Stonestreet	10/6/15	1900				

SAMPLER NAME AND SIGNATURE

PRINT Name of SAMPLER: Wendy Stonestreet

SIGNATURE of SAMPLER: Wendy Stonestreet DATE Signed (MM/DD/YY):

Temp in °C	Received on Ice (Y/N)	Custody Sealed Cooler (Y/N)	Samples Intact (Y/N)

*Important Note: By signing this form you are accepting Pace's NET 30 day payment terms and agreeing to late charges of 1.5% per month for any invoices not paid within 30 days.

Pace Analytical
www.pacelabs.com

Sample Condition Upon Receipt

WO# : 60204443

60204443

Client Name: Environ

Optional
Proj Due Date:
Proj Name:

Courier: FedEx ☑ UPS ☐ VIA ☐ Clay ☐ PEX ☐ ECI ☐ Pace ☐ Other ☐ Client ☐

Tracking #: 6262 7065 3752 Pace Shipping Label Used? Yes ☐ No ☑

Custody Seal on Cooler/Box Present: Yes ☑ No ☐ Seals intact: Yes ☑ No ☐

Packing Material: Bubble Wrap ☐ Bubble Bags ☑ Foam ☑ None ☐ Other ☐

Thermometer Used: CF +0.6 T-239 / CF +0.6 T-262 **Type of Ice:** Wet Blue None (circle one) ☐ Samples received on ice, cooling process has begun.

Cooler Temperature: 1.1

Temperature should be above freezing to 6°C

Date and initials of person examining contents: PW 10/7/15

Chain of Custody present:	☑Yes ☐No ☐N/A	1. Extra sample received.
Chain of Custody filled out:	☑Yes ☐No ☐N/A	2. MW-193-201510 10/6/15 1215
Chain of Custody relinquished:	☑Yes ☐No ☐N/A	3. 1BP3U 1AG3S 2-0 1BP3S 2-0 1BP3N 2-0 1BP3Z 11-0 3DG9U 3DG9H
Sampler name & signature on COC:	☑Yes ☐No ☐N/A	4.
Samples arrived within holding time:	☑Yes ☐No ☐N/A	5.
Short Hold Time analyses (<72hr):	☐Yes ☑No ☐N/A	6. MW-173-1640
Rush Turn Around Time requested:	☐Yes ☑No ☐N/A	7.
Sufficient volume:	☑Yes ☐No ☐N/A	8.
Correct containers used:	☑Yes ☐No ☐N/A	
Pace containers used:	☑Yes ☐No ☐N/A	9.
Containers intact:	☑Yes ☐No ☐N/A	10.
Unpreserved 5035A soils frozen w/in 48hrs?	☐Yes ☐No ☑N/A	11.
Filtered volume received for dissolved tests?	☐Yes ☐No ☑N/A	12.
Sample labels match COC:	☑Yes ☐No ☐N/A	
Includes date/time/ID/analyses Matrix: WT		13.
All containers needing preservation have been checked.	☐Yes ☐No ☑N/A	
All containers needing preservation are found to be in compliance with EPA recommendation.	☐Yes ☐No ☑N/A	14.
Exceptions: VOA, Coliform, O&G, WI-DRO (water)	☑Yes ☐No	Initial when completed / Lot # of added preservative
Trip Blank present:	☑Yes ☐No ☐N/A	
Pace Trip Blank lot # (if purchased): Oct 5 2015		15.
Headspace in VOA vials (>6mm):	☐Yes ☑No ☐N/A	16.
Project sampled in USDA Regulated Area:	☐Yes ☐No ☑N/A	17. List State:
Additional labels attached to 5035A vials in the field?	☐Yes ☐No ☑N/A	18.

Client Notification/ Resolution: Copy COC to Client? Y / N Field Data Required? Y / N

Person Contacted: Date/Time:

Comments/ Resolution: Emailed Wendy about extra sample MW-193-201510 10/6/15 12:15. CBC 10/7/15.

Project Manager Review: CBC Date: 10/7/15

Pace Analytical
www.pacelabs.com
Microseeps

220 William Pitt Way
Pittsburgh, PA 15238
412-826-5245

CHAIN-OF-CUSTODY / Analytical Request Document

The Chain-of-Custody is a LEGAL DOCUMENT. All relevant fields must be completed accurately.

Page: 1 of 1

004836

Section A Required Client Information:

Company:	ENVIRON
Address:	7500 College St 925 Overland Park KS 66210
Email To:	wstonestreet@environcorp
Phone: 913 553 9926	Fax:
Requested Due Date/TAT:	

Section B Required Project Information:

Report To:	Wendy Stonestreet
Copy To:	Tammy Gleason
Purchase Order No.:	
Project Name:	
Project Number:	

Section C Invoice Information:

Attention:	
Company Name:	
Address:	
Pace Quote Reference:	
Pace Project Manager:	
Pace Profile #:	

REGULATORY AGENCY

NPDES ☐ GROUND WATER ☐ DRINKING WATER ☐
UST ☐ RCRA ☐ OTHER ☒ ADEQ

Site Location STATE: AR

Section D Required Client Information

SAMPLE ID (A-Z, 0-9 / ,-) Sample IDs MUST BE UNIQUE

Matrix Codes (MATRIX / CODE): Drinking Water DW; Water WT; Waste Water WW; Product P; Soil/Solid SL; Oil OL; Wipe WP; Air AR; Tissue TS; Other OT

Requested Analysis Filtered (Y/N)

ITEM #	SAMPLE ID	MATRIX CODE (see valid codes to left)	SAMPLE TYPE (G=GRAB C=COMP)	COLLECTED: COMPOSITE START DATE	COMPOSITE START TIME	COMPOSITE END/GRAB DATE	COMPOSITE END/GRAB TIME	SAMPLE TEMP AT COLLECTION	# OF CONTAINERS	Preservatives: Unpreserved	H_2SO_4	HNO_3	HCl	TSP	BAK	Zinc Acetate & NaOH	Other	Analysis Test Y/N	Analysis Test: VOCs 8260	Residual Chlorine (Y/N)	Pace Project No./ Lab I.D.
																		Y/N	Z		60204443
1	VP-05-201510	WT	G			10/6/15	1620		3				X						X	N	3DG9H 001
2	MW-174-201510	WT	G			10/6/15	1550		3				X						X	N	002
3	MW-173-201510	WT	G			10/6/15			3				X						X	N	003
4	VP-06-201510	WT	G			10/6/15	1538		3				X						X	N	004
5	TB-11-201510	WT	G			10/6/15	—		3				X						X		2DG9H 005
6																					
7																					
8																					
9																					
10																					
11																					
12																					

ADDITIONAL COMMENTS	RELINQUISHED BY / AFFILIATION	DATE	TIME	ACCEPTED BY / AFFILIATION	DATE	TIME	SAMPLE CONDITIONS
	Wendy Stonestreet/ENVIRON	10/6/15	1900		10/7 10/8 10/7/15	0845	1.1 Y Y Y

SAMPLER NAME AND SIGNATURE

PRINT Name of SAMPLER: Wendy Stonestreet

SIGNATURE of SAMPLER: Wendy Stonestreet DATE Signed (MM/DD/YY):

Temp in °C | Received on Ice (Y/N) | Custody Sealed Cooler (Y/N) | Samples Intact (Y/N)

ORIGINAL

*Important Note: By signing this form you are accepting Pace's NET 30 day payment terms and agreeing to late charges of 1.5% per month for any invoices not paid within 30 days.

F-ALL-Q-020rev.07, 15-May-2007

Chain of Custody

Pace Analytical
www.pacelabs.com

Workorder: 60204443 **Workorder Name:** Fort Smith **Owner Received Date:** 10/7/2015 **Results Requested By:** 10/19/2015

Report To	Subcontract To
Colleen Clyne Pace Analytical Services, Inc. 9608 Loiret Blvd. Lenexa, KS 66219 Phone (913)599-5665 Fax (913)599-1759	Pace Analytical Dallas 400 West Bethany Drive Suite 190 Allen, TX 75013 Phone (972)727-1123

						Preserved Containers						Requested Analysis												
Item	Sample ID	Sample Type	Collect Date/Tim	Lab ID	Matrix	BP3S	DG9U					8015 Chloroethanol												LAB USE ONLY
1	MW-193-201510	PS	10/6/2015 12:15	60204443006	Water	1	1					X												
2																								
3																								
4																								
5																								

Transfers	Released By	Date/Time	Received By	Date/Time
1				
2				
3				

Comments

Cooler Temperature on Receipt °C	Custody Seal Y or	Received on Ice Y or	Samples Intact Y or N

****In order to maintain client confidentiality, location/name of the sampling site, sampler's name and signature may not be provided on this COC document.*
This chain of custody is considered complete as is since this information is available in the owner laboratory.

Appendix C

Data Validation Report

LEVEL II DATA VALIDATION REVIEW
4th Quarter Groundwater Monitoring Event 2015
Whirlpool Corporation
Fort Smith, Arkansas

Laboratory Sample Delivery Groups (SDGs): 60204289, 60204296, 60204767, 60205243, 60204563, 60204425, 60204426, 60204443, 60204621, 60204623, 60204635, 60204637, 60204791

Laboratory: PACE Analytical, Lenexa, Kansas

Reviewer: Wendy Stonestreet **Date Reviewed: October 26, 2015**

This data validation report has been prepared by Ramboll Environ US Corporation (Ramboll Environ) to assess the validity and usability of laboratory analytical data generated from samples collected during the fourth quarter groundwater sampling event at the Whirlpool Corporation, Fort Smith, Arkansas Site (the "site") from October 5, 2015 through October 9, 2015.

The analytical data were evaluated for quality assurance and quality control (QA/QC) based on the following document: *USEPA Contract Laboratory Program National Functional Guidelines for Superfund Organic Methods Data Review* (June 2008). Analytical services for volatile organic compounds (VOC) analysis of 148 aqueous samples was provided by PACE Analytical of Lenexa, Kansas.

This report summarizes the QA/QC evaluation of the data according to precision, accuracy, representativeness, completeness and comparability relative to the project data quality objectives. This report provides a quantitative and qualitative assessment of the data and identifies potential sources of error, uncertainty, and bias that may affect the overall usability of the data.

One hundred and six groundwater samples,10 blind groundwater field duplicates, five matrix spike/matrix spike duplicate (MS/MSD), seven equipment rinsate blanks and 25 trip blanks were submitted to the laboratory for VOC analysis and evaluated in this data validation report. The following table lists the sample identifications by SDG.

Field ID	Sample Type	Lab ID	Matrix	Analyses
				VOCs
SDG: 60204289				
MW-184-201510	SA	60204289001	Aqueous	X
SDG: 60204296				
MW-187-201510	SA	60204296001	Aqueous	X
MW-188-201510	SA	60204296002	Aqueous	X
MW-186-201510	SA	60204296003	Aqueous	X
MW-185-201510	SA	60204296004	Aqueous	X
MW-190-201510	SA	60204296005	Aqueous	X
MW-189-201510	SA	60204296006	Aqueous	X
MW-182-201510	SA	60204296007	Aqueous	X
MW-192-201510	SA	60204296008	Aqueous	X
MW-191-201510	SA	60204296009	Aqueous	X
TB-01-201510	TB	60204296010	Aqueous	X
TB-02-201510	TB	60204296011	Aqueous	X

Field ID	Sample Type	Lab ID	Matrix	Analyses
				VOCs
TB-04-201510	TB	60204296012	Aqueous	X
EB-01-201510	EB	60204296013	Aqueous	X
SDG: 60204767				
MW-61R-201510	SA	60204767001	Aqueous	X
DUP-02-201510	FD	60204767002	Aqueous	X
MW-23-201510	SA	60204767003	Aqueous	X
MW-83-201510	SA	60204767004	Aqueous	X
MW-24-201510	SA	60204767005	Aqueous	X
MW-63R-201510	SA	60204767006	Aqueous	X
TB-19-201510	TB	60204767007	Aqueous	X
MW-38-201510	SA	60204767008	Aqueous	X
MW-58R-201510	SA	60204767009	Aqueous	X
MW-25-201510	SA	60204767010	Aqueous	X
TB-20-201510	TB	60204767011	Aqueous	X
TB-21-201510	TB	60204767012	Aqueous	X
ITMW-19-20151	SA	60204767013	Aqueous	X
MW-81-201510	SA	60204767014	Aqueous	X
MW-172-201510	SA	60204767015	Aqueous	X
EB-04-201510	EB	60204767016	Aqueous	X
MW-33R-201510	SA	60204767017	Aqueous	X
DUP-05-201510	FD	60204767018	Aqueous	X
TB-22-201510	TB	60204767019	Aqueous	X
ITMW-15-20151	SA	60204767020	Aqueous	X
ITMW-7-201510	SA	60204767021	Aqueous	X
ITMW-21-20151	SA	60204767022	Aqueous	X
IW-77-201510	SA	60204767023	Aqueous	X
MW-86-201510	SA	60204767024	Aqueous	X
TB-23-201510	TB	60204767025	Aqueous	X
ITMW-17-20151	SA	60204767026	Aqueous	X
MW-85-201510	SA	60204767027	Aqueous	X
ITMW-18-20151	SA	60204767028	Aqueous	X
DUP-06-201510	FD	60204767029	Aqueous	X
TB-24-201510	TB	60204767030	Aqueous	X
MW-34R-201510	SA	60204767031	Aqueous	X
EB-07-201510	EB	60204767032	Aqueous	X
MW-92-201510	SA	60204767033	Aqueous	X
MW-94-201510	SA	60204767034	Aqueous	X
MW-93-201510	SA	60204767035	Aqueous	X
MW-95-201510	SA	60204767036	Aqueous	X
EB-06-201510	EB	60204767037	Aqueous	X
TB-25-201510	TB	60204767038	Aqueous	X
SDG: 60205243				
MW-193-201510	SA	60204443006	Aqueous	X
SDG: 60204563				
MW-90-201510	SA/MS/MSD	60204563001	Aqueous	X
MW-22-201510	SA	60204563002	Aqueous	X
MW-88-201510	SA	60204563003	Aqueous	X

Field ID	Sample Type	Lab ID	Matrix	Analyses
				VOCs
MW-39R-201510	SA	60204563004	Aqueous	X
TB-13-201510	TB	60204563005	Aqueous	X
ITMW-9-201510	SA	60204563006	Aqueous	X
DUP-09-201510	FD	60204563007	Aqueous	X
ITMW-20-201510	SA/MS/MSD	60204563008	Aqueous	X
TB-14-20151	TB	60204563009	Aqueous	X
ITMW-1-201510	SA	60204563010	Aqueous	X
MW-87-201510	SA	60204563011	Aqueous	X
MW-91-201510	SA	60204563012	Aqueous	X
DUP-08-2015	FD	60204563013	Aqueous	X
MW-28-201510	SA/MS/MSD	60204563014	Aqueous	X
EB-03-201510	EB	60204563015	Aqueous	X
EB-08-201510	EB	60204563016	Aqueous	X
MW-29-201510	SA	60204563017	Aqueous	X
TB-15-201510	TB	60204563018	Aqueous	X
ITMW-6-201510	SA/MS/MSD	60204563019	Aqueous	X
TB-16-201510	TB	60204563020	Aqueous	X
MW-35R-201510	SA	60204563021	Aqueous	X
MW-97-201510	SA	60204563022	Aqueous	X
MW-96-201510	SA	60204563023	Aqueous	X
MW-46R-201510	SA	60204563024	Aqueous	X
DUP-10-201510	FD	60204563025	Aqueous	X
IW-74-201510	SA	60204563026	Aqueous	X
MW-26-201510	SA	60204563027	Aqueous	X
MW-27-201510	SA	60204563028	Aqueous	X
MW-89-201510	SA	60204563029	Aqueous	X
ITMW-16-201510	SA	60204563030	Aqueous	X
MW-65-201510	SA	60204563031	Aqueous	X
MW-32R-201510	SA	60204563032	Aqueous	X
TB-17-201510	TB	60204563033	Aqueous	X
ITMW-4-201510	SA	60204563034	Aqueous	X
ITMW-12-201510	SA	60204563035	Aqueous	X
ITMW-14-201510	SA	60204563036	Aqueous	X
ITMW-11-201510	SA	60204563037	Aqueous	X
ITMW-13-201510	SA	60204563038	Aqueous	X
DUP-01-201510	FD	60204563039	Aqueous	X
TB-18-201510	TB	60204563040	Aqueous	X
TB-03-201510	TB	60204563041	Aqueous	X
MW-84-201510	SA	60204563042	Aqueous	X
ITMW-10-201510	SA	60204563043	Aqueous	X
DUP-04-201510	FD	60204563044	Aqueous	X
EXTRA TB	TB	60204563045	Aqueous	X
SDG: 60204425				
MW-57R-201510	SA	60204425001	Aqueous	X
MW-56R-201510	SA	60204425002	Aqueous	X
MW-55R-201510	SA/MS/MSD	60204425003	Aqueous	X

Field ID	Sample Type	Lab ID	Matrix	Analyses
				VOCs
TB-05-201510	TB	60204425004	Aqueous	X
MW-82-201510	SA	60204425005	Aqueous	X
IW-76-201510	SA	60204425006	Aqueous	X
RW-69-201510	SA	60204425007	Aqueous	X
MW-31R-201510	SA	60204425008	Aqueous	X
TB-06-201510	TB	60204425009	Aqueous	X
MW-60R-201510	SA	60204425010	Aqueous	X
MW-50R-201510	SA	60204425011	Aqueous	X
MW-66-201510	SA	60204425012	Aqueous	X
MW-67R-201510	SA	60204425013	Aqueous	X
EB-02-201510	EB	60204425014	Aqueous	X
TB-07-201510	TB	60204425015	Aqueous	X
ITMW-2-201510	SA	60204425016	Aqueous	X
MW-41R-201510	SA	60204425017	Aqueous	X
DUP-07-201510	FD	60204425018	Aqueous	X
IW-73-201510	SA	60204425019	Aqueous	X
MW-40R-201510	SA	60204425020	Aqueous	X
DUP-03-201510	FD	60204425021	Aqueous	X
TB-08-201510	TB	60204425022	Aqueous	X
MW-71-201510	SA	60204425023	Aqueous	X
IW-72-201510	SA	60204425024	Aqueous	X
MW-62R-201510	SA	60204425025	Aqueous	X
IW-80-201510	SA	60204425026	Aqueous	X
MW-68-201510	SA	60204425027	Aqueous	X
MW-36R-201510	SA	60204425028	Aqueous	X
TB-10-201510	TB	60204425029	Aqueous	X
SDG: 60204426				
MW-99-201510	SA	60204426001	Aqueous	X
TB-09-201510	TB	60204426002	Aqueous	X
MW-183-201510	SA	60204426003	Aqueous	X
MW-98-201510	SA	60204426004	Aqueous	X
SDG: 60204443				
VP-05-201510	SA	60204443001	Aqueous	X
MW-174-201510	SA	60204443002	Aqueous	X
MW-173-201510	SA	60204443003	Aqueous	X
VP-06-201510	SA	60204443004	Aqueous	X
TB-11-201510	TB	60204443005	Aqueous	X
SDG: 60204621				
MW-177-201510	SA	60204621001	Aqueous	X
MW-178-201510	SA	60204621002	Aqueous	X
MW-180-201510	SA	60204621003	Aqueous	X
VP-14-201510	SA	60204621004	Aqueous	X
VP-12-201510	SA	60204621005	Aqueous	X
SDG: 60204623				
VP-10-201510	SA	60204623001	Aqueous	X
MW-176-201510	SA	60204623002	Aqueous	X

Field ID	Sample Type	Lab ID	Matrix	Analyses
				VOCs
SDG: 60204635				
VP-08-201510	SA	60204635001	Aqueous	X
MW-175-201510	SA	60204635002	Aqueous	X
SDG: 60204637				
VP-15-201510	SA	60204637001	Aqueous	X
SDG: 60204791				
TMW-11-201510	SA	60204791001	Aqueous	X
TMW-10-201510	SA	60204791002	Aqueous	X

Sample Type: SA = Sample TB = Trip Blank FD = Field Duplicate RB = Rinsate Blank
MS =Matrix Spike MSD = Matrix Spike Duplicate
VOCs = Volatile Organic Compounds by USEPA Method SW-846 8260B by Gas Chromatography/Mass Spectrometry (GC/MS) Medium Level.

The following laboratory submittals were evaluated:

- Data Package Completeness,
- Sample Preservation and Holding Times,
- Blanks,
- Surrogate Compound Recoveries
- Laboratory Control Samples,
- Matrix Spike/Matrix Spike Duplicates,
- Laboratory and Field Precision,
- Overall Assessment of Data.

General Overall Assessment:

_____ Data are usable without qualification.

__X__ Data are usable with qualification (noted below).

_____ Some or all data are unusable for any purpose (detailed below).

Case Narrative Comments: Any case narrative comments concerning data qualification were noted below.

1.0 Data Package Completeness

Were all items delivered as specified on the COC and is the data package complete?

Yes, the analysis was performed as requested on the chain-of-custody records. All samples were received by the laboratory and analyzed properly with appropriate corrective actions taken when appropriate. No data points were rejected. The data completeness measure for this data package is 100% and is acceptable.

2.0 Laboratory Case Narrative, Sample Preservation and Cooler Receipt Form

Were problems noted in the laboratory case narrative or cooler receipt form?

Yes, the laboratory case narrative indicated the following:

- **SDG: 60204289 -** The laboratory indicated that chloromethane and trichloroethene were detected in a method blank. See Section 4.0 for further discussion and resultant data qualification.
- **SDG: 60204296 -** The laboratory indicated that chloromethane was detected in a method blank. See Section 4.0 for further discussion and resultant data qualification. The laboratory indicated that the laboratory control sample (LCS) was reported outside of laboratory control requirements for acetone. See Section 7.0 for further discussion and resultant data qualification.
- **SDG: 60204767 -** The laboratory indicated the post-analysis pH measurement was greater than 2.0. See Section 3.0 for further discussion and resultant data qualification. The laboratory indicated that bromomethane, chloromethane and methylene chloride were detected in a method blank. See Section 4.0 for further discussion and resultant data qualification. The laboratory indicated that the laboratory control sample (LCS) was reported outside of laboratory control requirements for acetone. See Section 7.0 for further discussion and resultant data qualification.
- **SDG: 60205243 -** The laboratory indicated that chloromethane and bromoform were detected in a method blank. See Section 4.0 for further discussion and resultant data qualification.
- **SDG: 60204563 -** The laboratory indicated that chloromethane and bromomethane were detected in a method blank. See Section 4.0 for further discussion and resultant data qualification. The laboratory indicated that the laboratory control sample (LCS) was reported outside of laboratory control requirements for acetone. See Section 7.0 for further discussion and resultant data qualification. The laboratory indicated that the matrix spike/matrix spike duplicate recoveries were reported outside of laboratory control requirements for several analytes. See Section 8.0 for further discussion and resultant data qualification.
- **SDG: 60204425 -** The laboratory indicated that one surrogate recovery in two samples were reported outside of laboratory control limits. See Section 5.0 for further discussion and resultant data qualification. The laboratory indicated that chloromethane and bromomethane were detected in a method blank. See Section 4.0 for further discussion and resultant data qualification. The laboratory indicated that the laboratory control sample (LCS) was reported outside of laboratory control requirements for acetone. See Section 7.0 for further discussion and resultant data qualification. The laboratory indicated that the matrix spike/matrix spike duplicate recoveries were reported outside of laboratory control requirements for several analytes. See Section 8.0 for further discussion and resultant data qualification.
- **SDG: 60204426 -** The laboratory indicated that chloromethane was detected in the method blank. See Section 4.0 for further discussion and resultant data qualification.
- **SDG: 60204443 -** The laboratory indicated that chloromethane was detected in the method blank. See Section 4.0 for further discussion and resultant data qualification.
- **SDG: 60204621 -** The laboratory indicated that trichloroethene and chloromethane was detected in the method blank. See Section 4.0 for further discussion and resultant data qualification. The laboratory indicated that the laboratory control sample (LCS) was reported outside of laboratory control requirements for acetone. See Section 7.0 for further discussion and resultant data qualification.
- **SDG: 60204623 -** The laboratory indicated that the laboratory control sample (LCS) was reported outside of laboratory control requirements for acetone. See Section 7.0 for further discussion and resultant data qualification.
- **SDG: 60204635 -** The laboratory indicated that trichloroethene and chloromethane was detected in the method blank. See Section 4.0 for further discussion and resultant data qualification. The laboratory indicated that the laboratory control sample (LCS) was reported outside of laboratory control requirements for acetone. See Section 7.0 for further discussion and resultant data qualification.
- **SDG: 60204637 –** The laboratory indicated that trichloroethene was detected in the

method blank. See Section 4.0 for further discussion and resultant data qualification. The laboratory indicated that the laboratory control sample (LCS) was reported outside of laboratory control requirements for acetone. See Section 7.0 for further discussion and resultant data qualification.

- **SDG: 60204791 -** The laboratory indicated that methylene chloride was detected in the method blank. See Section 4.0 for further discussion and resultant data qualification.

Samples were received at the PACE, Lenexa, Kansas laboratory in good condition and at proper temperature 4˚C ± 2˚C (22 coolers at 2.5˚C, 2.0˚C, 2.8˚C, 1.8˚C, 3.6˚C, 2.2˚C, 3.6˚C, 2.2˚C, 2.6˚C, 4.1˚C, 2.2˚C, 4.7˚C, 2.2˚C, 2.4˚C, 2.3˚C, 2.4˚C, 2.2˚C, 4.8˚C, 2.1˚C, 5.1˚C, 5.1˚C, and 4.0˚C). Temperature upon receipt for six coolers was 1.1˚C, 1.1˚C, 1.7˚C, 1.0˚C, 1.7˚C, and 1.7˚C respectively which is below the proper temperature. However, given that the temperature was taken using an Infrared thermometer, which has an error tolerance of +/-1.0 degrees Celsius, and the laboratory did not note any freezing of the samples, this non-conformance does not affect the usability of the data.

A trip blank was received by the laboratory on 10/8/2015 which was not listed on the chain of custody. EXTRA TB was added to sample delivery group 60204563 per Wendy Stonestreet of Ramboll Environ on 10/8/2015.

3.0 Technical Holding Times

Were samples extracted/analysed within method specific holding time requirements?

Yes. All samples were prepared and/or analysed within the method specific required holding time of 14 days for hydrochloric (HCl) acid preserved samples. Samples which were preserved with ascorbic acid and samples with pH preservation recorded above 2.0 (MW-61R-201510, MW-57R-201510, MW-82-201510 and TMW-11-201510) whose holding time was reduced to seven days also were analysed within holding time.

4.0 Blank Contamination

Were any analytes detected in the associated laboratory or field blanks?

Yes. The following table summarizes analytes detected in sample-associated blanks after accounting for method blank contamination.

SDG	Blank ID	Blank Type	Parameter	Analyte	Concentration	Units
60204289	1646422	Method	8260B	Chloromethane	0.11J	µg/L
60204289	1646422	Method	8260B	Trichloroethene	0.21 J	µg/L
60204296	1645608	Method	8260B	Chloroform	0.30 J	µg/L
60204296	1645608	Method	8260B	Chloromethane	0.23 J	µg/L
60204296	1645610	Method	8260B	Chloromethane	0.12 J	µg/L
60204296	1646422	Method	8260B	Trichloroethene	0.21 J	µg/L
60204767	1648882	Method	8260B	Chloromethane	0.080 J	µg/L
60204767	1648882	Method	8260B	Trichloroethene	0.37 J	µg/L
60204767	1650919	Method	8260B	Methylene chloride	0.27 J	µg/L
60204767	1651024	Method	8260B	Methylene chloride	0.37 J	µg/L
60204767	1648879	Method	8260B	Bromomethane	0.97 J	µg/L
60204767	1648879	Method	8260B	Chloromethane	0.16 J	µg/L
60204767	EB-07-201510	Equipment	8260B	Acetone	5.2 J	µg/L
60204767	TB-20-201510	Trip	8260B	Acetone	2.1 J	µg/L
60205243	1646653	Method	8260B	Bromoform	0.14 J	µg/L
60205243	1646653	Method	8260B	Chloromethane	0.17 J	µg/L
60204425	EB-	Equipment	8260B	Acetone	2.1 J	µg/L

SDG	Blank ID	Blank Type	Parameter	Analyte	Concentration	Units
60204563	1648794	Method	8260B	Chloromethane	0.15 J	µg/L
60204563	1648879	Method	8260B	Bromomethane	0.97 J	µg/L
60204563	1648879	Method	8260B	Chloromethane	0.16 J	µg/L
60204563	TB-13-201510	Trip	8260B	Chloroform	0.23 J	µg/L
60204563	TB-14-201510	Trip	8260B	Chloromethane	0.16 J	µg/L
60204563	EB-08-201510	Equipment	8260B	Chloromethane	0.093 J	µg/L
60204563	TB-15-201510	Trip	8260B	Chloromethane	0.16 J	µg/L
60204563	TB-16-201510	Trip	8260B	Chloromethane	0.29 J	µg/L
60204563	TB-17-201510	Trip	8260B	Chloroform	0.29 J	µg/L
60204425	1646422	Method	8260B	Chloromethane	0.11 J	µg/L
60204425	1646422	Method	8260B	Trichlorothene	0.21 J	µg/L
60204425	1646426	Method	8260B	Chloromethane	0.18 J	µg/L
60204425	1646653	Method	8260B	Bromoform	0.14 J	µg/L
60204425	1646653	Method	8260B	Chloromethane	0.17 J	µg/L
60204425	1648879	Method	8260B	Bromomethane	0.97 J	µg/L
60204425	1648879	Method	8260B	Chloromethane	0.16 J	µg/L
60204425	EB-02-201510	Equipment	8260B	Acetone	2.1 J	µg/L
60204425	EB-02-201510	Equipment	8260B	Carbon disulfide	0.40 J	µg/L
60204425	TB-07-201510	Trip	8260B	Chloroform	0.26 J	µg/L
60204425	TB-06-201510	Trip	8260B	Chloroform	0.28 J	µg/L
60204426	1646653	Method	8260B	Bromoform	0.14 J	µg/L
60204426	1646653	Method	8260B	Chloromethane	0.17 J	µg/L
60204443	TB-11-201510	Trip	8260B	Chloroform	0.28 J	µg/L
60204443	1646653	Method	8260B	Bromoform	0.14 J	µg/L
60204443	1646653	Method	8260B	Chloromethane	0.17 J	µg/L
60204621	1648882	Method	8260B	Chloromethane	0.080 J	µg/L
60204621	1648882	Method	8260B	Trichloroethene	0.37 J	µg/L
60204635	1648882	Method	8260B	Chloromethane	0.080 J	µg/L
60204635	1648882	Method	8260B	Trichloroethene	0.37 J	µg/L
60204637	1648882	Method	8260B	Chloromethane	0.080 J	µg/L
60204637	1648882	Method	8260B	Trichloroethene	0.37 J	µg/L
60204791	1651024	Method	8260B	Methylene chloride	0.37 J	µg/L

ID = Identification µg/L = micrograms per Liter

Analytical data that were reported non-detect or at concentrations greater than five times (5X) the associated blank concentration (10X for common laboratory contaminants) did not require qualification. Data qualification of sample results due to blank contamination is summarized in the table below.

SDG	Field ID	Parameter	Analyte	Qualification
60204289	MW-184-201510	8260B	Chloromethane	**U**
60204289	MW-184-201510	8260B	Trichloroethene	**U**
60204289	MW-187-201510	8260B	Chloromethane	**U**
60204289	MW-188-201510	8260B	Chloromethane	**U**
60204289	MW-186-201510	8260B	Chloromethane	**U**
60204289	MW-185-201510	8260B	Chloromethane	**U**
60204289	MW-190-201510	8260B	Chloromethane	**U**
60204289	MW-189-201510	8260B	Chloromethane	**U**
60204289	MW-192-201510	8260B	Chloromethane	**U**
60204767	MW-23-201510	8260B	Chloromethane	**U**
60204767	MW-23-201510	8260B	Acetone	**U**
60204767	MW-83-201510	8260B	Acetone	**U**
60204767	MW-24-201510	8260B	Acetone	**U**
60204767	MW-63R-201510	8260B	Acetone	**U**

SDG	Field ID	Parameter	Analyte	Qualification
60204767	MW-58R-201510	8260B	Acetone	U
60204767	TB-19-201510	8260B	Chloromethane	U
60204767	TB-19-201510	8260B	Trichloroethene	U
60204767	MW-58R-201510	8260B	Chloromethane	U
60204767	TB-20-201510	8260B	Chloromethane	U
60204767	TB-20-201510	8260B	Trichloroethene	U
60204767	TB-21-201510	8260B	Chloromethane	U
60204767	TB-21-201510	8260B	Trichloroethene	U
60204767	ITMW-19-201510	8260B	Bromoform	U
60204767	ITMW-19-201510	8260B	Acetone	U
60204767	MW-81-201510	8260B	Acetone	U
60204767	MW-172-201510	8260B	Acetone	U
60204767	EB-04-201510	8260B	Chloromethane	U
60204767	EB-04-201510	8260B	Trichloroethene	U
60204767	MW-33R-201510	8260B	Methylene chloride	U
60204767	Dup-05-201510	8260B	Methylene chloride	U
60204767	TB-22-201510	8260B	Methylene chloride	U
60204767	ITMW-15-201510	8260B	Bromomethane	U
60204767	ITMW-15-201510	8260B	Chloromethane	U
60204767	ITMW-15-201510	8260B	Acetone	U
60204767	ITMW-7-201510	8260B	Methylene chloride	U
60204767	IW-77-201510	8260B	Bromomethane	U
60204767	IW-77-201510	8260B	Acetone	U
60204767	ITMW-18-201510	8260B	Methylene chloride	U
60204767	ITMW-18-201510	8260B	Acetone	U
60204767	DUP-06-201510	8260B	Acetone	U
60204767	TB-24-201510	8260B	Methylene chloride	U
60204767	EB-07-201510	8260B	Methylene chloride	U
60204767	MW-34R-201510	8260B	Acetone	U
60204767	MW-61R-201510	8260B	Acetone	U
60204767	Dup-02-201510	8260B	Acetone	U
60204767	MW-92-201510	8260B	Acetone	U
60204767	MW-94-201510	8260B	Acetone	U
60204767	EB-06-201510	8260B	Acetone	U
60204767	EB-06-201510	8260B	Methylene chloride	U
60204767	TB-25-201510	8260B	Methylene chloride	U
60205243	MW-193-201510	8260B	Acetone	U
60205243	MW-193-201510	8260B	Chloromethane	U
60204563	MW-65-201510	8260B	Bromomethane	U
60204563	MW-65-201510	8260B	Chloromethane	U
60204563	ITMW-12-201510	8260B	Bromomethane	U
60204563	ITMW-12-201510	8260B	Chloromethane	U
60204563	ITMW-14-201510	8260B	Chloromethane	U
60204563	ITMW-11-201510	8260B	Chloromethane	U
60204563	ITMW-13-201510	8260B	Chloromethane	U
60204563	DUP-01-201510	8260B	Chloromethane	U
60204563	TB-18-201510	8260B	Chloromethane	U
60204563	TB-03-201510	8260B	Chloromethane	U
60204563	ITMW-10-201510	8260B	Chloromethane	U
60204563	DUP-04-201510	8260B	Chloromethane	U
60204563	EXTRA TB	8260B	Chloromethane	U

SDG	Field ID	Parameter	Analyte	Qualification
60204563	ITMW-20-201510	8260B	Chloromethane	U
60204563	ITMW-1-201510	8260B	Chloromethane	U
60204563	MW-87-201510	8260B	Chloromethane	U
60204563	MW-91-201510	8260B	Chloromethane	U
60204563	DUP-08-201510	8260B	Chloromethane	U
60204563	MW-28-201510	8260B	Chloromethane	U
60204563	MW-97-201510	8260B	Chloromethane	U
60204563	MW-96-201510	8260B	Chloromethane	U
60204563	DUP-10-201510	8260B	Chloromethane	U
60204563	IW-74-201510	8260B	Chloromethane	U
60204563	ITMW-16-201510	8260B	Chloromethane	U
60204425	MW-57R-201510	8260B	Chloromethane	U
60204425	MW-56R-201510	8260B	Chloromethane	U
60204425	TB-05-201510	8260B	Chloromethane	U
60204425	RW-69-201510	8260B	Chloromethane	U
60204425	MW-31R-201510	8260B	Chloromethane	U
60204425	TB-06-201510	8260B	Chloromethane	U
60204425	MW-50R-201510	8260B	Chloromethane	U
60204425	MW-41R-201510	8260B	Chloromethane	U
60204425	DUP-07-201510	8260B	Chloromethane	U
60204425	IW-73-201510	8260B	Chloromethane	U
60204425	DUP-03-201510	8260B	Chloromethane	U
60204425	MW-62R-201510	8260B	Chloromethane	U
60204425	IW-80-201510	8260B	Chloromethane	U
60204425	MW-68-201510	8260B	Chloromethane	U
60204425	TB-10-201510	8260B	Chloromethane	U
60204425	MW-57R-201510	8260B	Chloroform	U
60204425	MW-55R-201510	8260B	Chloroform	U
60204425	MW-82-201510	8260B	Chloroform	U
60204425	IW-76-201510	8260B	Chloroform	U
60204425	MW-60R-201510	8260B	Chloroform	U
60204425	MW-67R-201510	8260B	Carbon disulfide	U
60204425	MW-67R-201510	8260B	Chloroform	U
60204425	MW-41R-201510	8260B	Chloroform	U
60204425	DUP-07-201510	8260B	Chloroform	U
60204425	MW-40R-201510	8260B	Carbon disulfide	U
60204425	MW-40R-201510	8260B	Chloroform	U
60204425	DUP-03-201510	8260B	Carbon disulfide	U
60204425	DUP-03-201510	8260B	Chloroform	U
60204425	IW-72-201510	8260B	Acetone	U
60204425	IW-72-201510	8260B	Chloroform	U
60204425	MW-62R-201510	8260B	Chloroform	U
60204425	IW-80-201510	8260B	Acetone	U
60204425	MW-36R-201510	8260B	Carbon disulfide	U
60204425	MW-36R-201510	8260B	Chloroform	U
60204426	MW-99-201510	8260B	Chloromethane	U
60204426	MW-98-201510	8260B	Chloromethane	U
60204443	MW-174-201510	8260B	Acetone	U
60204443	MW-174-201510	8260B	Chloromethane	U
60204621	MW-177-201510	8260B	Chloromethane	U
60204621	MW-177-201510	8260B	Trichloroethene	U
60204621	MW-178-201510	8260B	Chloromethane	U

SDG	Field ID	Parameter	Analyte	Qualification
60204621	MW-180-201510	8260B	Chloromethane	**U**
60204621	VP-12-201510	8260B	Trichloroethene	**U**
60204637	VP-15-201510	8260B	Trichloroethene	**U**
60204791	TMW-11-201510	8260B	Methylene chloride	**U**

5.0 Surrogate Recoveries

Were surrogate recoveries within evaluation criteria?

No. Surrogates are added to all samples prior to purging to evaluate the laboratory performance on individual samples. Three volatile surrogates (4-bromofluorobenzene, 1,2-dichloroethane-d4 and toluene-d8) were added to each sample. Percent recoveries (%R) for all volatile surrogates in all samples were within the method acceptance limits of 70-130%. The following table summarizes surrogate recoveries reported outside evaluation criteria.

SDG	Field ID	Parameter	Surrogate	Recovery %	Criteria %
60204425	IW-76-201510	8260B	Toluene-d8 (S)	**78**	80-120
60204425	IW-72-201510	8260B	Toluene-d8 (S)	**78**	80-120

ID = Identification RPD = Relative Percent Difference % = Percent

Analytical data that required qualification based on surrogate recoveries are included in the table below.

SDG	Field ID	Parameter	Analyte	Qualification
60204425	IW-76-201510	8260B	Ethylbenzene	**UJ**
60204425	IW-76-201510	8260B	Styrene	**UJ**
60204425	IW-76-201510	8260B	Tetrachloroethene	**UJ**
60204425	IW-76-201510	8260B	Toluene	**UJ**
60204425	IW-76-201510	8260B	Trichloroethene	**J**
60204425	IW-76-201510	8260B	Xylene	**UJ**
60204425	IW-72-201510	8260B	Ethylbenzene	**UJ**
60204425	IW-72-201510	8260B	Styrene	**UJ**
60204425	IW-72-201510	8260B	Tetrachloroethene	**UJ**
60204425	IW-72-201510	8260B	Toluene	**UJ**
60204425	IW-72-201510	8260B	Trichloroethene	**J**
60204425	IW-72-201510	8260B	Xylene	**UJ**

6.0 Internal Standards

Were the Internal standard areas within control limits and was the retention time criteria met?

Yes. Internal standards indicate whether GC/MS sensitivity and response were stable during each analysis. The laboratory reported that all criteria were within method requirements.

No analytical data were qualified based on the results of internal standard recovery

7.0 Laboratory Control Sample

Were LCS recoveries within evaluation criteria?

No. The laboratory control sample (LCS) provides information on the accuracy of the analytical method and on the laboratory performance. The following table summarizes the LCS results that

were outside the acceptance limits.

SDG	LCS ID	Parameter	Analyte	LCS (%)	LCS Criteria (Recovery %)
60204296	1645611	8260B	Acetone	**124**	72-120
60204296	1645609	8260B	Acetone	**123**	72-120
60204767	1648883	8260B	Acetone	**122**	72-120
60204767	1648880	8260B	Acetone	**124**	72-120
60204425	1646427	8260B	Acetone	**132**	72-120
60204425	1648880	8260B	Acetone	**124**	72-120
60204621	1648883	8260B	Acetone	**122**	72-120
60204637	1648883	8260B	Acetone	**122**	72-120

ID = Identification LCS/D = Laboratory Control Sample/Duplicate RPD = Relative Percent Difference % = Percent

Analytical data reported as non-detect and associated with LCS/LCSD recoveries above evaluation criteria, indicating a possible high bias, did not require qualification.

SDG	Field ID	Parameter	Analyte	Qualification
60204425	MW-82-201510	8260B	Acetone	**J**
60204425	EB-02-201510	8260B	Acetone	**J**
60204425	MW-36R-201510	8260B	Acetone	**J**
60204563	MW-65-201510	8260B	Acetone	**J**
60204563	MW-84-201510	8260B	Acetone	**J**
60204621	VP-12-201510	8260B	Acetone	**J**
60204635	VP-08-201510	8260B	Acetone	**J**
60204635	MW-175-201510	8260B	Acetone	**J**
60204621	VP-12-201510	8260B	Acetone	**J**
60204635	VP-08-201510	8260B	Acetone	**J**
60204635	MW-175-201510	8260B	Acetone	**J**

8.0 Matrix Spike and Matrix Spike Duplicate Recoveries

Were MS/MSD samples reported as part of these SDGs?

Yes. A matrix spike was performed from a site specific sample at the required frequency of 1:20 samples. MS/MSD data are used to assess long-term precision and accuracy of the analytical method on various matrices and to demonstrate acceptable compound recovery at the time of sample analysis.

Were MS/MSD recoveries within evaluation criteria?

No. MS/MSD recoveries which were outside acceptance evaluation criteria are summarized in the table below.

SDG	Sample ID	Parameter	Analyte	MS/MSD Recovery (%)	RPD (%)	MS/MSD/ RPD Criteria (%)
60204563	MW-90-201510	8260B	Acetone	**52/50**	3	65-113/27
			Chloroethane	**134/**113	17	69-126/19
			Chloroform	86/**85**	2	86-119/9
			Ethylbenzene	122/95	**25**	51-148/14
			Xylene	**173**/98	**55**	39-158/15
60204563	ITMW-20-201510	8260B	Acetone	**47/54**	12	65-113/27

SDG	Sample ID	Parameter	Analyte	MS/MSD Recovery (%)	RPD (%)	MS/MSD/ RPD Criteria (%)
60204563	ITMW-20-201510	8260B	Bromomethane	85/116	**32**	41-140/30
			Chloroform	83/87	4	86-119/9
			Styrene	62/69	**11**	17-174/10
60204563	MW-28-201510	8260B	1,1,2-Trichloroethane	92/**80**	**13**	84-112/10
			Acetone	**56/46**	19	65-113/27
			Chloroform	88/**83**	5	86-119/9
60204563	ITMW-6-201510	8260B	2-Butanone	**63/62**	2	66-114/13
			2-Hexanone	**68/68**	0	71-116/13
			Acetone	**42/42**	1	65-113/27
			Styrene	**3/3**	0	17-174/10
60204425	MW-55R-201510	8260B	Acetone	**61/64**	4	65-133/27
			Chloroethane	**140/136**	3	69-126/19

MS = Matrix Spike MSD = Matrix Spike Duplicate RPD = Relative Percent Difference % = Percent

Analytical results reported as non-detect and associated with MS/MSD recoveries above evaluation criteria, indicating a possible high bias, did not require qualification.

SDG	Field ID	Parameter	Analyte	Qualification
60204425	MW-55R-201510	8260B	Acetone	**UJ**
60204563	MW-90-201510	8260B	Acetone	**UJ**
60204563	ITMW-20-201510	8260B	Acetone	**UJ**
60204563	MW-28-201510	8260B	Acetone	**UJ**
60204563	MW-28-201510	8260B	1,1,2-Trichloroethane	**UJ**
60204563	ITMW-6-201510	8260B	2-Butanone	**UJ**
60204563	ITMW-6-201510	8260B	2-Hexanone	**UJ**
60204563	ITMW-6-201510	8260B	Acetone	**UJ**
60204563	ITMW-6-201510	8260B	Styrene	**UJ**

9.0 Laboratory Duplicate Results

Were laboratory duplicate samples performed as part of this SDG?

Yes, but only as spiked duplicates, which are discussed in the previous section.

10.0 Field Duplicate Results (Field Precision)

Were field duplicate samples collected as part of the evaluated SDGs?

Yes. The table below summarizes field duplicate pairs.

SDG	Field ID	Field Duplicate ID
60204767	MW-61R-201510	DUP-02-201510
60204767	MW-33R-201510	DUP-05-201510
60204767	ITMW-18-201510	DUP-06-201510
60204563	ITMW-9-201510	DUP-09-201510
60204563	MW-91-201510	DUP-08-201510
60204563	IW-74-201510	DUP-10-201510
60204563	ITMW-13-201510	DUP-01-201510
60204563	ITMW-10-201510	DUP-04-201510
60204425	MW-41R-201510	DUP-03-201510

Were field duplicates within evaluation criteria?

No. RPD values were less than the control limit of <30% for all compounds with concentrations greater than the reporting limit. The following table summarizes sample and duplicate result concentrations and their relative percent difference.

SDG	Field ID	Duplicate ID	Analyte	Sample Result (ug/L)	Duplicate Result (ug/L)	RPD (%)
60204767	MW-61R-201510	DUP-02-201510	Benzene	0.099 J*	0.11 J*	10.5
			2-Butanone	243	269	10.2
			Carbon disulfide	0.34 J*	0.59 J*	53.8
			Chloroform	0.20 J*	0.37 J*	59.6
			4-Methyl-2-pentanone	1.5 J*	1.5 J*	0.0
			Toluene	0.22 J*	0.32 J*	37.0
			Trichloroethene	11.7	13.3	12.8
60204767	MW-33R-201510	DUP-05-201510	Benzene	0.33 J*	0.39 J*	16.7
			Bromoform	0.21 J*	ND	NA
			1,1-Dichloroethene	ND	0.22 J*	NA
			Carbon disulfide	0.52 J*	0.50 J*	3.9
			cis-1,2-Dichloroethene	6.1	6.3	3.2
			Trichloroethene	562	460	20.0
			Vinyl chloride	0.31 J*	0.28 J*	10.2
60204767	ITMW-18-201510	DUP-06-201510	Bromoform	0.86 J*	0.70 J*	20.5
			Bromomethane	11.4	13.6	17.6
			Chloroform	ND	0.21 J*	NA
			Chloromethane	7.8	6.2	22.9
			cis-1,2-Dichloroethene	0.40 J*	0.41 J*	2.5
			Trichloroethene	12.9	12.4	4.0
60204563	ITMW-9-201510	DUP-09-201510	Acetone	ND	2.3 J*	NA
			Bromomethane	0.94 J	1.1 J*	15.7
			Chloroethane	ND	0.83 J*	NA
			Chloroform	0.16 J*	0.17 J*	6.1
			1,1-Dichloroethane	0.24 J*	0.24 J*	0.0
			cis-1,2-Dichloroethene	26.6	26.8	0.7
			trans-1,2-Dichloroethene	ND	0.25 J*	NA
			Tetrachloroethene	0.28 J*	0.29 J*	3.5
			Trichloroethene	55.6	55.2	0.7
			Vinyl chloride	1.0	1.1	9.5
60204563	MW-91-201510	DUP-08-201510	Chloroform	0.21 J*	0.23 J*	9.1
			1,1-Dichloorethane	1.3	1.4	7.4
			1,1-Dichloroethene	4.1	4.0	2.5
			cis-1,2-Dichloroethene	35.2	35.7	1.4
			trans-1,2-Dichloroethene	0.42 J*	0.37 J*	12.7
			Tetrachloroethene	1.5	1.7	12.5
			Trichloroethene	405	442	8.7
			Vinyl chloride	0.17 J*	0.19 J*	11.1
60204563	IW-74-201510	DUP-10-201510	Benzene	0.20 J*	0.20 J*	0.0
			1,1-Dichloroethene	ND	0.28 J*	NA
			cis-1,2-Dichloroethene	3.8	3.8	0.0
			Trichloroethene	121	122	0.8

SDG	Field ID	Duplicate ID	Analyte	Sample Result (ug/L)	Duplicate Result (ug/L)	RPD (%)
60204563	IW-74-201510	DUP-10-201510	Vinyl chloride	0.36 J*	0.33 J*	8.7
60204563	ITMW-13-201510	DUP-01-201510	cis-1,2-Dichloroethene	17.8	17.6	1.1
			Trichloroethene	29.9	25.5	15.9
			Vinyl chloride	0.20 J*	0.18 J*	10.5
60204563	ITMW-10-201510	DUP-04-201510	Benzene	0.20 J*	0.20 J*	0.0
			Chloroform	0.24 J*	0.29 J*	18.9
			1,1-Dichloroethane	2.9	2.8	3.5
			1,1-Dichloroethene	4.7	4.5	4.3
			cis-1,2-Dichloroethene	37.5	37.9	1.1
			trans-1,2-Dichloroethene	0.35 J*	0.34 J*	2.9
			Tetrachloroethene	0.92 J*	0.92 J*	0.0
			Toluene	0.34 J*	0.37 J*	8.5
			Trichloroethene	437	445	1.8
			Vinyl chloride	1.5	1.6	6.5
60204425	MW-41R-201510	DUP-07-201510	Chloroform	0.28 J*	0.28 J*	0.0
			1,1-Dichloroethene	0.46 J*	0.41 J*	11.5
			cis-1,2-Dichloroethene	36.7	35.2	4.2
			Trichloroethene	48.7	46.4	4.8
			Vinyl chloride	0.39 J*	0.33 J*	16.7

ug/L = micrograms/Liter RPD = Relative Percent Difference * = Results reported below reporting limit. ND = Not Detected. NE = Not evaluated

11.0 Detects and Calibration Range

For samples that were diluted and nondetect, were undiluted results also reported?

Not Applicable. All samples which were diluted had detections.

For samples that were not diluted and detected, were the results within calibration range?

Yes

12.0 Additional Qualifications

Were additional qualifications applied?

No

13.0 Overall Data Assessment

The data are usable for its intended purpose based on an evaluation of the QC parameters discussed in this report. Some data are qualified as estimated due to the inability to meet all QC criteria. The table below summarizes the final qualifications for the analytical data.

Data Qualifier Summary:

SDG	Field ID	Analysis	Analyte	Qualifier	Reason Code
60204289	MW-184-201510	8260B	Chloromethane	U	1
60204289	MW-184-201510	8260B	Trichloroethene	U	1
60204289	MW-187-201510	8260B	Chloromethane	U	1
60204289	MW-188-201510	8260B	Chloromethane	U	1
60204289	MW-186-201510	8260B	Chloromethane	U	1
60204289	MW-185-201510	8260B	Chloromethane	U	1
60204289	MW-190-201510	8260B	Chloromethane	U	1
60204289	MW-189-201510	8260B	Chloromethane	U	1
60204289	MW-192-201510	8260B	Chloromethane	U	1
60204767	MW-23-201510	8260B	Chloromethane	U	1
60204767	MW-23-201510	8260B	Acetone	U	1
60204767	MW-83-201510	8260B	Acetone	U	1
60204767	MW-24-201510	8260B	Acetone	U	1
60204767	MW-63R-201510	8260B	Acetone	U	1
60204767	MW-58R-201510	8260B	Acetone	U	1
60204767	TB-19-201510	8260B	Chloromethane	U	1
60204767	TB-19-201510	8260B	Trichloroethene	U	1
60204767	MW-58R-201510	8260B	Chloromethane	U	1
60204767	TB-20-201510	8260B	Chloromethane	U	1
60204767	TB-20-201510	8260B	Trichloroethene	U	1
60204767	TB-21-201510	8260B	Chloromethane	U	1
60204767	TB-21-201510	8260B	Trichloroethene	U	1
60204767	ITMW-19-201510	8260B	Bromoform	U	1
60204767	ITMW-19-201510	8260B	Acetone	U	1
60204767	MW-81-201510	8260B	Acetone	U	1
60204767	MW-172-201510	8260B	Acetone	U	1
60204767	EB-04-201510	8260B	Chloromethane	U	1
60204767	EB-04-201510	8260B	Trichloroethene	U	1
60204767	MW-33R-201510	8260B	Methylene chloride	U	1
60204767	Dup-05-201510	8260B	Methylene chloride	U	1
60204767	TB-22-201510	8260B	Methylene chloride	U	1
60204767	ITMW-15-201510	8260B	Bromomethane	U	1
60204767	ITMW-15-201510	8260B	Chloromethane	U	1
60204767	ITMW-15-201510	8260B	Acetone	U	1
60204767	ITMW-7-201510	8260B	Methylene chloride	U	1
60204767	IW-77-201510	8260B	Bromomethane	U	1
60204767	IW-77-201510	8260B	Acetone	U	1
60204767	ITMW-18-201510	8260B	Methylene chloride	U	1
60204767	ITMW-18-201510	8260B	Acetone	U	1
60204767	DUP-06-201510	8260B	Acetone	U	1
60204767	TB-24-201510	8260B	Methylene chloride	U	1
60204767	EB-07-201510	8260B	Methylene chloride	U	1
60204767	MW-34R-201510	8260B	Acetone	U	1
60204767	MW-61R-201510	8260B	Acetone	U	1
60204767	Dup-02-201510	8260B	Acetone	U	1
60204767	MW-92-201510	8260B	Acetone	U	1
60204767	MW-94-201510	8260B	Acetone	U	1
60204767	EB-06-201510	8260B	Acetone	U	1
60204767	EB-06-201510	8260B	Methylene chloride	U	1
60204767	TB-25-201510	8260B	Methylene chloride	U	1
60205243	MW-193-201510	8260B	Acetone	U	1

SDG	Field ID	Analysis	Analyte	Qualifier	Reason Code
60205243	MW-193-201510	8260B	Chloromethane	U	1
60204563	MW-65-201510	8260B	Bromomethane	U	1
60204563	MW-65-201510	8260B	Chloromethane	U	1
60204563	ITMW-12-201510	8260B	Bromomethane	U	1
60204563	ITMW-12-201510	8260B	Chloromethane	U	1
60204563	ITMW-14-201510	8260B	Chloromethane	U	1
60204563	ITMW-11-201510	8260B	Chloromethane	U	1
60204563	ITMW-13-201510	8260B	Chloromethane	U	1
60204563	DUP-01-201510	8260B	Chloromethane	U	1
60204563	TB-18-201510	8260B	Chloromethane	U	1
60204563	TB-03-201510	8260B	Chloromethane	U	1
60204563	ITMW-10-201510	8260B	Chloromethane	U	1
60204563	DUP-04-201510	8260B	Chloromethane	U	1
60204563	EXTRA TB	8260B	Chloromethane	U	1
60204563	ITMW-20-201510	8260B	Chloromethane	U	1
60204563	ITMW-1-201510	8260B	Chloromethane	U	1
60204563	MW-87-201510	8260B	Chloromethane	U	1
60204563	MW-91-201510	8260B	Chloromethane	U	1
60204563	DUP-08-201510	8260B	Chloromethane	U	1
60204563	MW-28-201510	8260B	Chloromethane	U	1
60204563	MW-97-201510	8260B	Chloromethane	U	1
60204563	MW-96-201510	8260B	Chloromethane	U	1
60204563	DUP-10-201510	8260B	Chloromethane	U	1
60204563	IW-74-201510	8260B	Chloromethane	U	1
60204563	ITMW-16-201510	8260B	Chloromethane	U	1
60204425	MW-57R-201510	8260B	Chloromethane	U	1
60204425	MW-56R-201510	8260B	Chloromethane	U	1
60204425	TB-05-201510	8260B	Chloromethane	U	1
60204425	RW-69-201510	8260B	Chloromethane	U	1
60204425	MW-31R-201510	8260B	Chloromethane	U	1
60204425	TB-06-201510	8260B	Chloromethane	U	1
60204425	MW-50R-201510	8260B	Chloromethane	U	1
60204425	MW-41R-201510	8260B	Chloromethane	U	1
60204425	DUP-07-201510	8260B	Chloromethane	U	1
60204425	IW-73-201510	8260B	Chloromethane	U	1
60204425	DUP-03-201510	8260B	Chloromethane	U	1
60204425	MW-62R-201510	8260B	Chloromethane	U	1
60204425	IW-80-201510	8260B	Chloromethane	U	1
60204425	MW-68-201510	8260B	Chloromethane	U	1
60204425	TB-10-201510	8260B	Chloromethane	U	1
60204425	MW-57R-201510	8260B	Chloroform	U	1
60204425	MW-55R-201510	8260B	Chloroform	U	1
60204425	MW-82-201510	8260B	Chloroform	U	1
60204425	IW-76-201510	8260B	Chloroform	U	1
60204425	MW-60R-201510	8260B	Chloroform	U	1
60204425	MW-67R-201510	8260B	Carbon disulfide	U	1
60204425	MW-67R-201510	8260B	Chloroform	U	1
60204425	MW-41R-201510	8260B	Chloroform	U	1
60204425	DUP-07-201510	8260B	Chloroform	U	1
60204425	MW-40R-201510	8260B	Carbon disulfide	U	1
60204425	MW-40R-201510	8260B	Chloroform	U	1
60204425	DUP-03-201510	8260B	Carbon disulfide	U	1
60204425	DUP-03-201510	8260B	Chloroform	U	1
60204425	IW-72-201510	8260B	Acetone	U	1
60204425	IW-72-201510	8260B	Chloroform	U	1

SDG	Field ID	Analysis	Analyte	Qualifier	Reason Code
60204425	IW-80-201510	8260B	Acetone	**U**	1
60204425	MW-62R-201510	8260B	Chloroform	**U**	1
60204425	MW-36R-201510	8260B	Carbon disulfide	**U**	1
60204425	MW-36R-201510	8260B	Chloroform	**U**	1
60204426	MW-99-201510	8260B	Chloromethane	**U**	1
60204426	MW-98-201510	8260B	Chloromethane	**U**	1
60204443	MW-174-201510	8260B	Acetone	**U**	1
60204443	MW-174-201510	8260B	Chloromethane	**U**	1
60204621	MW-177-201510	8260B	Chloromethane	**U**	1
60204621	MW-177-201510	8260B	Trichloroethene	**U**	1
60204621	MW-178-201510	8260B	Chloromethane	**U**	1
60204621	MW-180-201510	8260B	Chloromethane	**U**	1
60204621	VP-12-201510	8260B	Trichloroethene	**U**	1
60204637	VP-15-201510	8260B	Trichloroethene	**U**	1
60204425	MW-82-201510	8260B	Acetone	**J**	2
60204425	EB-02-201510	8260B	Acetone	**J**	2
60204425	MW-36R-201510	8260B	Acetone	**J**	2
60204563	MW-65-201510	8260B	Acetone	**J**	2
60204563	MW-84-201510	8260B	Acetone	**J**	2
60204621	VP-12-201510	8260B	Acetone	**J**	2
60204635	VP-08-201510	8260B	Acetone	**J**	2
60204635	MW-175-201510	8260B	Acetone	**J**	2
60204635	MW-175-201510	8260B	Acetone	**J**	2
60204425	MW-55R-201510	8260B	Acetone	**UJ**	3
60204563	MW-90-201510	8260B	Acetone	**UJ**	3
60204563	ITMW-20-201510	8260B	Acetone	**UJ**	3
60204563	MW-28-201510	8260B	Acetone	**UJ**	3
60204563	MW-28-201510	8260B	1,1,2-Trichloroethane	**UJ**	3
60204563	ITMW-6-201510	8260B	2-Butanone	**UJ**	3
60204563	ITMW-6-201510	8260B	2-Hexanone	**UJ**	3
60204563	ITMW-6-201510	8260B	Acetone	**UJ**	3
60204563	ITMW-6-201510	8260B	Styrene	**UJ**	3

Data Validation Qualifier Codes:

U = Non-detect. The compound was analysed for, but not detected.

J = Estimated. The associated numerical value is an estimated quantity. The analyte was detected but the reported value may not be accurate or precise.

UJ = Estimated Non-detect. The analyte was not detected above the method detection limit. However, it is an estimated quantity due to poor accuracy or precision. This qualification is also used to flag possible false negative results in the case where low bias in the analytical system is indicated by low calibration response, surrogate or other spike recovery.

R = Rejected. The sample results are unusable due to the quality of the data generated.

Data Qualifier Reason Codes:

1 Samples were qualified as non-detect due to blank contamination.

2 Samples were qualified due to poor LCS recoveries. Results may be biased high.

3 Samples were qualified due to poor MS/MSD recoveries. Results may be biased low.

Appendix D

Aquifer Testing Graphs

APPENDIX D
WELL CONSTRUCTION DETAILS
Whirlpool Facility - Fort Smith, Arkansas

Well Name	Type	X	Y	Ground Elevation (ft amsl)	Top of Casing Elevation (ft amsl)	Top of Screen Elevation (ft amsl)	Bottom of Screen Elevation (ft amsl)	Top of Screen Depth (ft bgs)	Bottom of Screen Depth (ft bgs)	Screen Length (ft)	Total Depth of Well (ft bgs)	Borehole Diameter (in)	Casing Diameter (in)	Screen Slot Size (in)	Screen Material
MW-188	Monitoring	590645.74	367509.15	481.65	481.14	455.65	445.65	26.0	36.0	10.0	36.0	8.25	2	0.01	Sch. 40 PVC
MW-189	Monitoring	590859.56	367666.29	485.87	485.59	454.87	444.87	31.0	41.0	10.0	41.0	8.25	2	0.01	Sch. 40 PVC
TMW-10	Monitoring	591972.99	370112.92	461.34	460.75	450.84	445.84	10.5	15.5	5.0	15.5	8.25	2	0.01	Sch. 40 PVC
TMW-11	Monitoring	591955.53	370078.21	460.57	460.2	450.07	445.07	10.5	15.5	5.0	15.5	8.25	2	0.01	Sch. 40 PVC
MW-67R	Monitoring	592291.15	370022.42	459.43	459.16	447.43	442.43	12	17	5.0	17	6.00	2	0.01	Sch. 40 PVC
MW-184	Monitoring	592645.69	369023.47	466.26	465.58	447.26	442.26	19	24	5.0	24	8.25	2	0.01	Sch. 40 PVC
MW-186	Monitoring	590124.00	367715.75	470.55	469.8	452.55	442.55	18	28	10.0	28	8.25	2	0.01	Sch. 40 PVC
MW-193	Monitoring	592312.01	370289.42	455.54	455.26	448.04	443.04	7.5	12.5	5.0	12.5	8.25	2	0.01	Sch. 40 PVC

Notes:

ft amsl = Feet above mean sea level
ft bgs = Feet below ground surface
ft = Feet
in = Inches

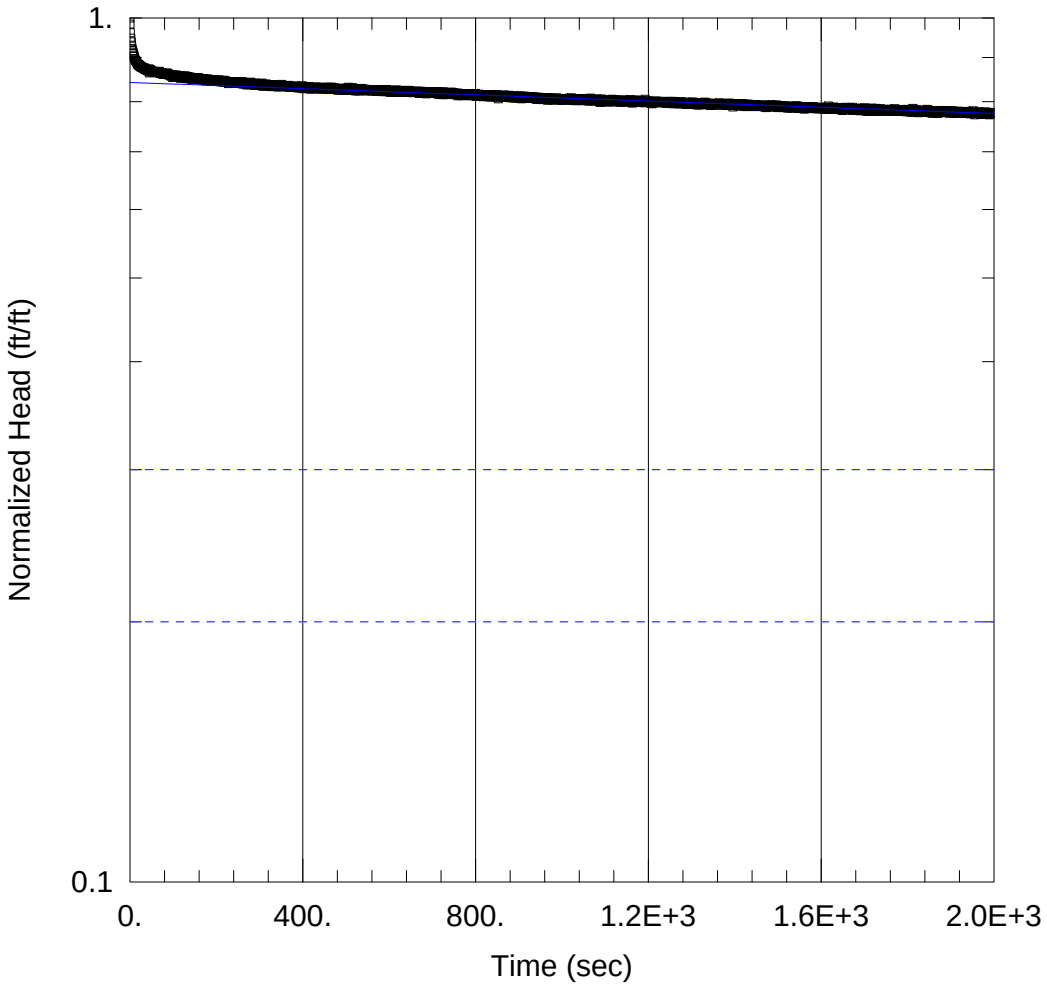

WELL TEST ANALYSIS

Data Set: C:\Users\REastman\Desktop\Course Grained Unit\MW-67R_RH_BR_conf_CGU.aqt
Date: 11/04/15 Time: 20:56:31

PROJECT INFORMATION

Company: Ramboll Environ
Location: Whirlpool Corporation
Test Well: MW-67R
Test Date: 10/23/15

AQUIFER DATA

Saturated Thickness: 15.13 ft Anisotropy Ratio (Kz/Kr): 1.

WELL DATA (MW-67R)

Initial Displacement: 1.6 ft
Total Well Penetration Depth: 15.13 ft
Casing Radius: 0.083 ft
Static Water Column Height: 15.13 ft
Screen Length: 3. ft
Well Radius: 0.25 ft

SOLUTION

Aquifer Model: Confined
Solution Method: Bouwer-Rice
K = 0.01069 ft/day
y0 = 1.347 ft

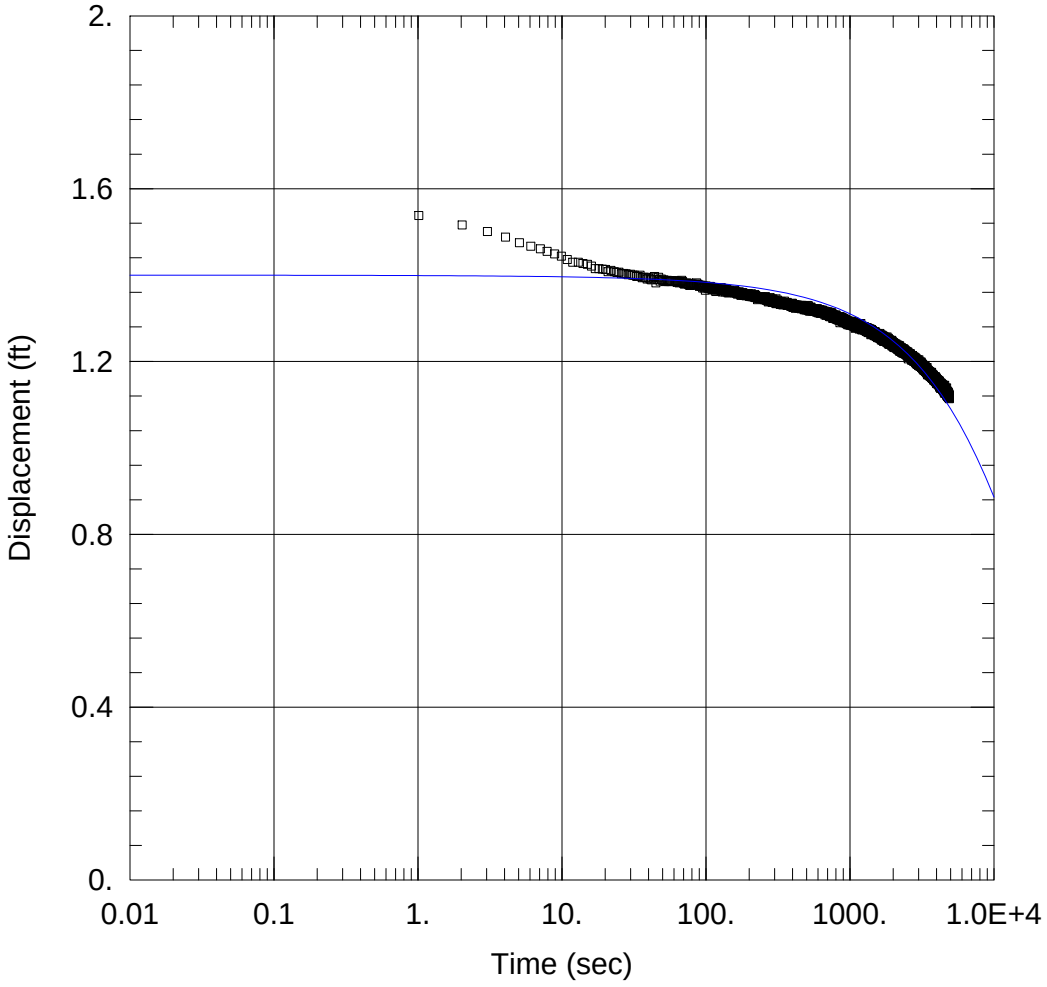

WELL TEST ANALYSIS

Data Set: C:\Users\REastman\Desktop\Course Grained Unit\MW-67R_RH_KGS_conf_CGU.aqt
Date: 11/04/15 Time: 20:57:05

PROJECT INFORMATION

Company: Ramboll Environ
Location: Whirlpool Corporation
Test Well: MW-67R
Test Date: 10/23/15

AQUIFER DATA

Saturated Thickness: 15.13 ft

WELL DATA (MW-67R)

Initial Displacement: 1.4 ft
Total Well Penetration Depth: 15.13 ft
Casing Radius: 0.083 ft
Static Water Column Height: 15.13 ft
Screen Length: 3. ft
Well Radius: 0.25 ft

SOLUTION

Aquifer Model: Confined
Solution Method: KGS Model

Kr = 0.011 ft/day
Kz/Kr = 1.
Ss = 6.609E-5 ft^{-1}

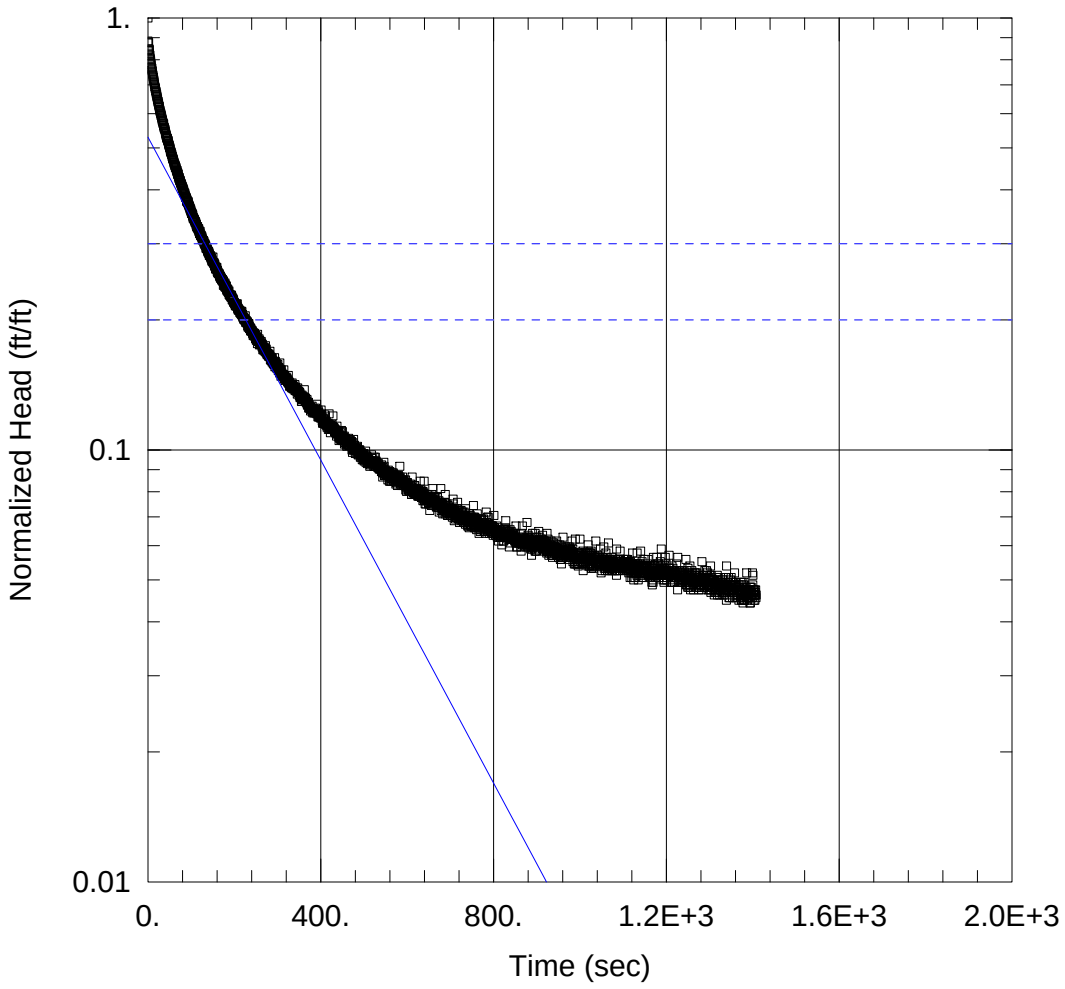

WELL TEST ANALYSIS

Data Set: C:\Users\REastman\Desktop\Course Grained Unit\MW-186_LH_BR_conf_CGU.aqt
Date: 11/04/15 Time: 20:57:49

PROJECT INFORMATION

Company: Ramboll Environ
Location: Whirlpool Corporation
Test Well: MW-186
Test Date: 10/23/15

AQUIFER DATA

Saturated Thickness: 14.57 ft Anisotropy Ratio (Kz/Kr): 1.

WELL DATA (MW-186)

Initial Displacement: 1.56 ft
Total Well Penetration Depth: 14.57 ft
Casing Radius: 0.083 ft
Static Water Column Height: 14.57 ft
Screen Length: 4. ft
Well Radius: 0.344 ft

SOLUTION

Aquifer Model: Confined
Solution Method: Bouwer-Rice

K = 0.779 ft/day
y0 = 0.8259 ft

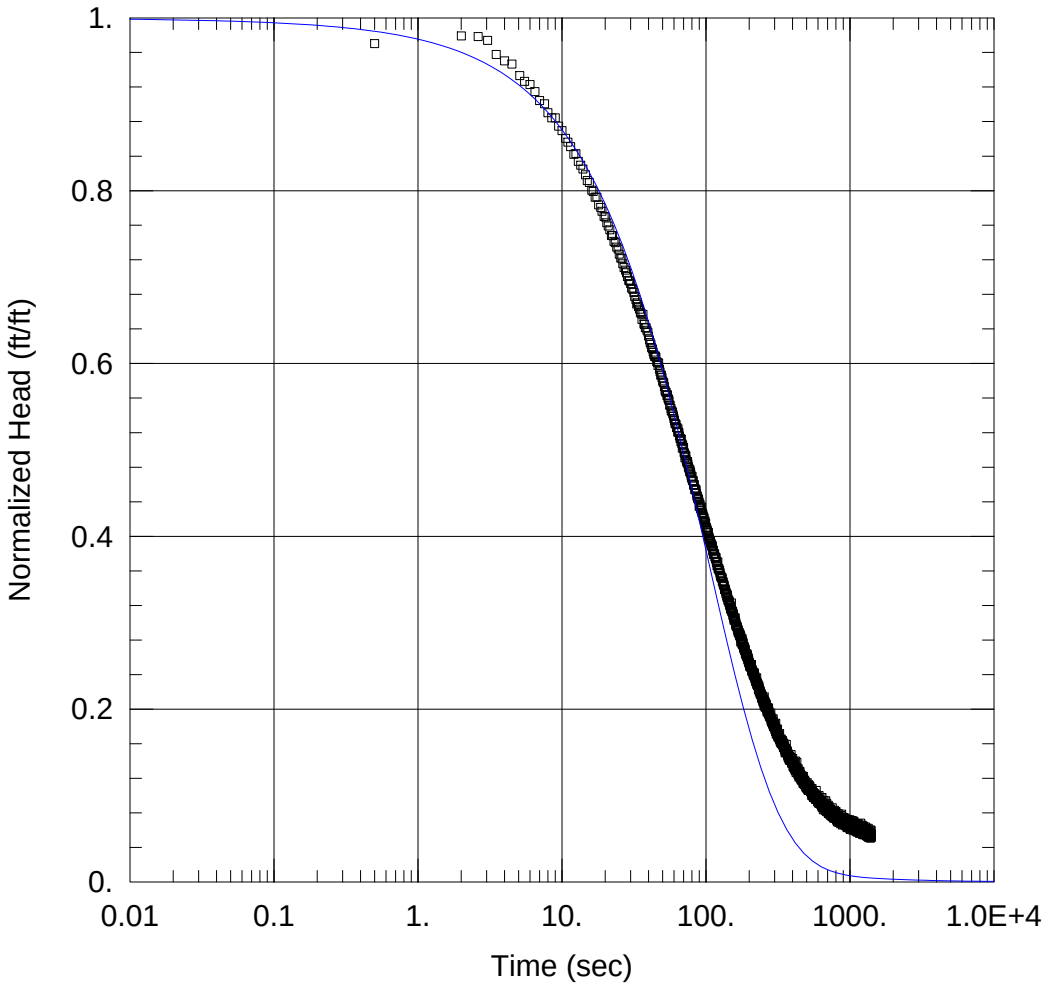

WELL TEST ANALYSIS

Data Set: C:\Users\REastman\Desktop\Course Grained Unit\MW-186_LH_KGS_conf_CGU.aqt
Date: 11/04/15 Time: 20:58:24

PROJECT INFORMATION

Company: Ramboll Environ
Location: Whirlpool Corporation
Test Well: MW-186
Test Date: 10/23/15

AQUIFER DATA

Saturated Thickness: 14.57 ft

WELL DATA (MW-186)

Initial Displacement: 1.35 ft
Total Well Penetration Depth: 14.57 ft
Casing Radius: 0.083 ft
Static Water Column Height: 14.57 ft
Screen Length: 4. ft
Well Radius: 0.344 ft

SOLUTION

Aquifer Model: Confined
Solution Method: KGS Model

Kr = 1.806 ft/day
Kz/Kr = 1.
Ss = 4.732E-5 ft^{-1}

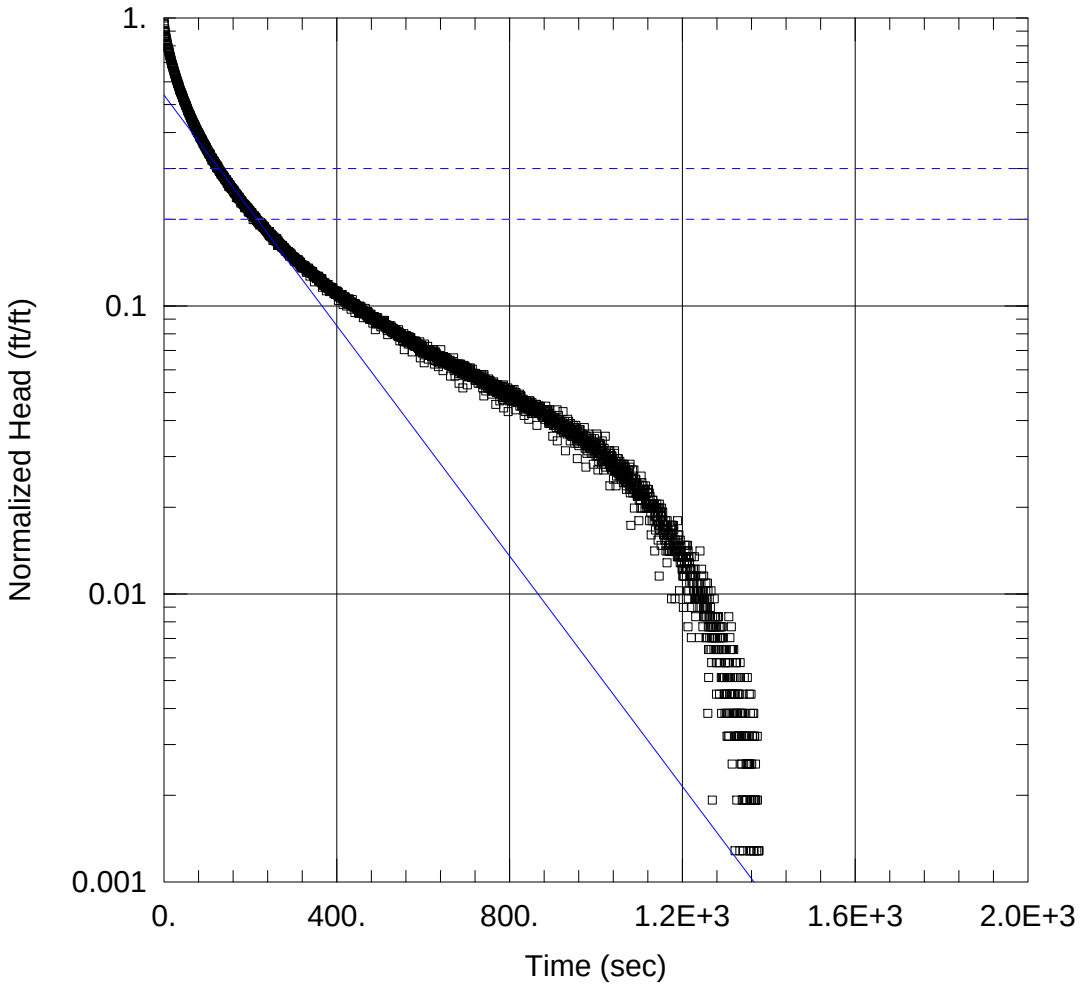

WELL TEST ANALYSIS

Data Set: C:\Users\REastman\Desktop\Course Grained Unit\MW-186_RH_BR_conf_CGU.aqt
Date: 11/04/15 Time: 20:59:04

PROJECT INFORMATION

Company: Ramboll Environ
Location: Whirlpool Corporation
Test Well: MW-186
Test Date: 10/23/15

AQUIFER DATA

Saturated Thickness: 14.57 ft Anisotropy Ratio (Kz/Kr): 1.

WELL DATA (MW-186)

Initial Displacement: 1.56 ft
Total Well Penetration Depth: 14.57 ft
Casing Radius: 0.083 ft
Static Water Column Height: 14.57 ft
Screen Length: 4. ft
Well Radius: 0.344 ft

SOLUTION

Aquifer Model: Confined
Solution Method: Bouwer-Rice
K = 0.8339 ft/day
y0 = 0.8411 ft

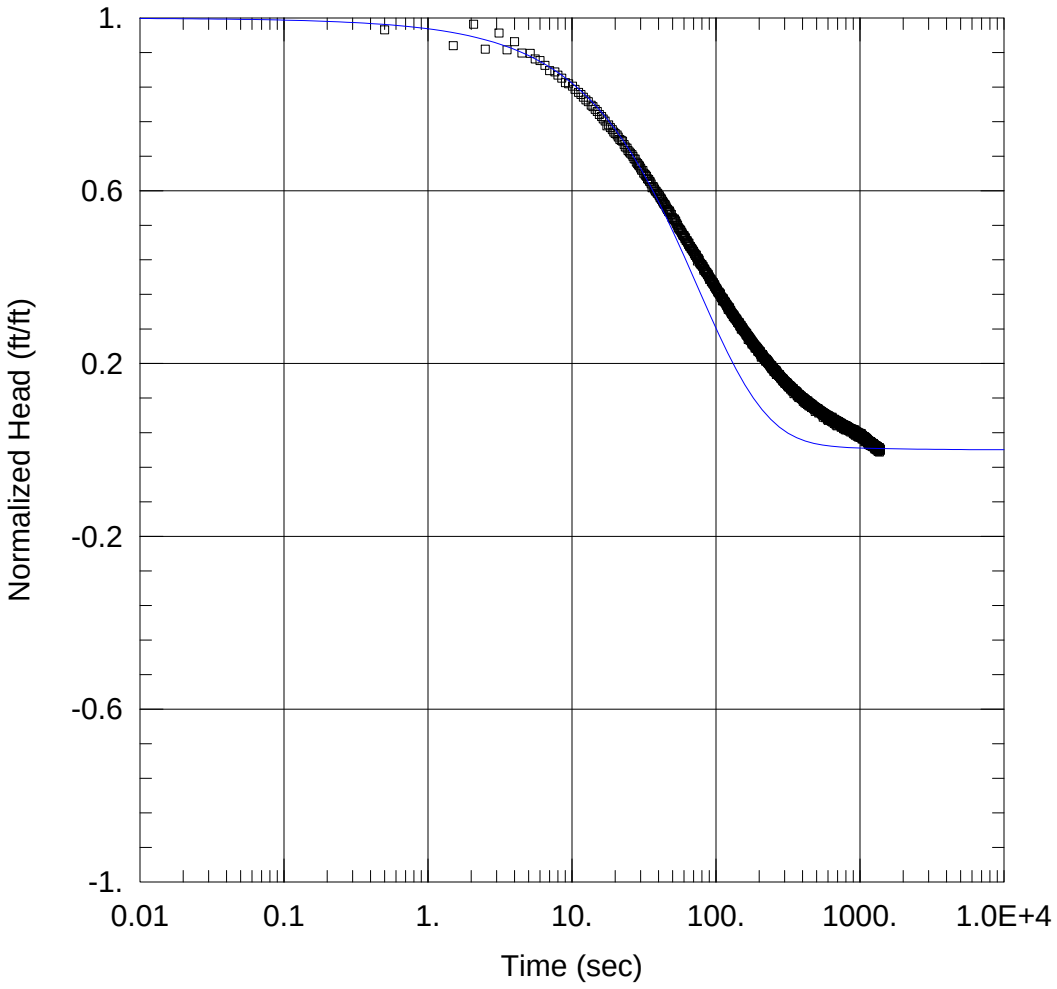

WELL TEST ANALYSIS

Data Set: C:\Users\REastman\Desktop\Course Grained Unit\MW-186_RH_KGS_conf_CGU.aqt
Date: 11/04/15 Time: 20:59:54

PROJECT INFORMATION

Company: Ramboll Environ
Location: Whirlpool Corporation
Test Well: MW-186
Test Date: 10/23/15

AQUIFER DATA

Saturated Thickness: 14.57 ft

WELL DATA (MW-186)

Initial Displacement: 1.45 ft
Total Well Penetration Depth: 14.57 ft
Casing Radius: 0.083 ft
Static Water Column Height: 14.57 ft
Screen Length: 4. ft
Well Radius: 0.344 ft

SOLUTION

Aquifer Model: Confined
Solution Method: KGS Model

Kr = 2.608 ft/day
Kz/Kr = 1.
Ss = 1.975E-5 ft^{-1}

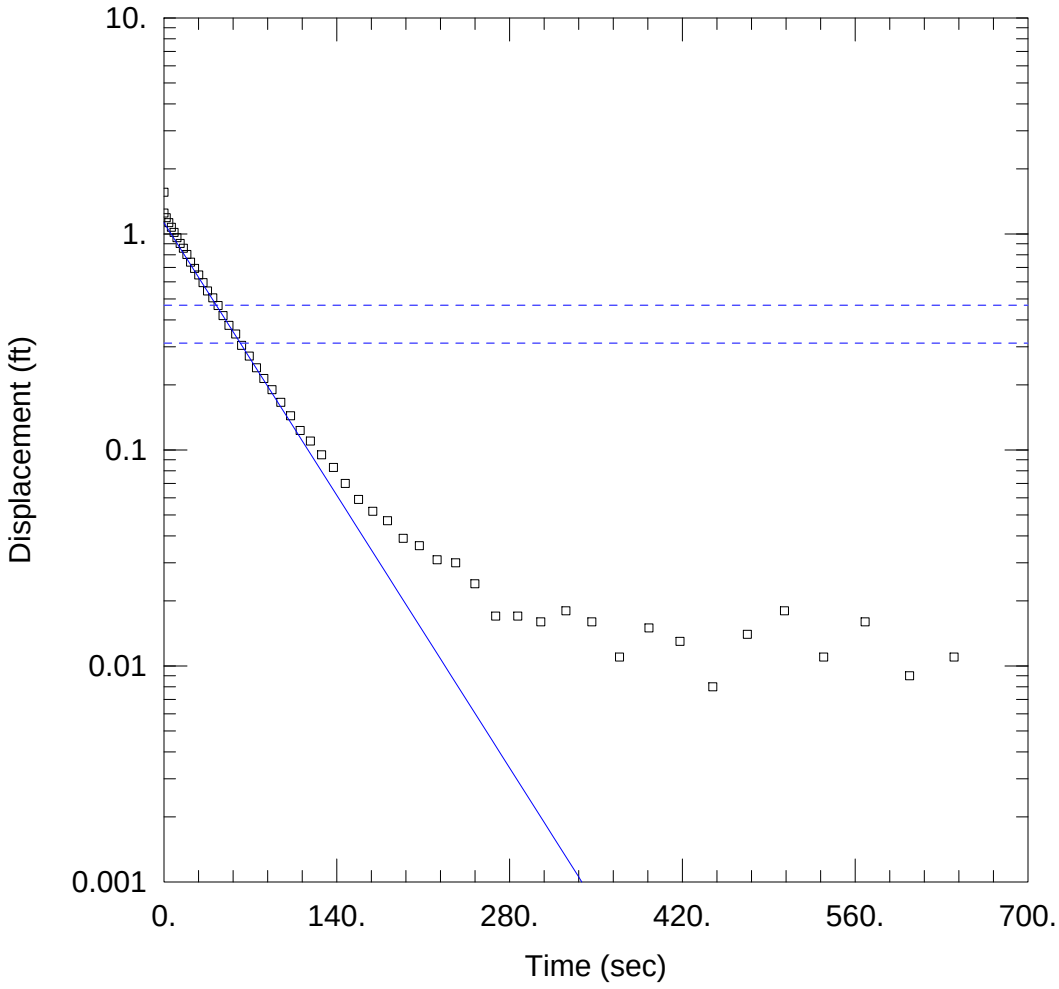

WELL TEST ANALYSIS

Data Set: C:\Users\REastman\Desktop\Course Grained Unit\MW-188_LH_BR_conf_CGU.aqt
Date: 11/04/15 Time: 21:00:30

PROJECT INFORMATION

Company: Ramboll Environ
Location: Whirlpool Corporation
Test Well: MW-188
Test Date: 10/2/15

AQUIFER DATA

Saturated Thickness: 16.44 ft Anisotropy Ratio (Kz/Kr): 1.

WELL DATA (MW-188)

Initial Displacement: 1.56 ft
Total Well Penetration Depth: 16.44 ft
Casing Radius: 0.083 ft
Static Water Column Height: 16.44 ft
Screen Length: 10. ft
Well Radius: 0.344 ft

SOLUTION

Aquifer Model: Confined
Solution Method: Bouwer-Rice
K = 1.759 ft/day
y0 = 1.126 ft

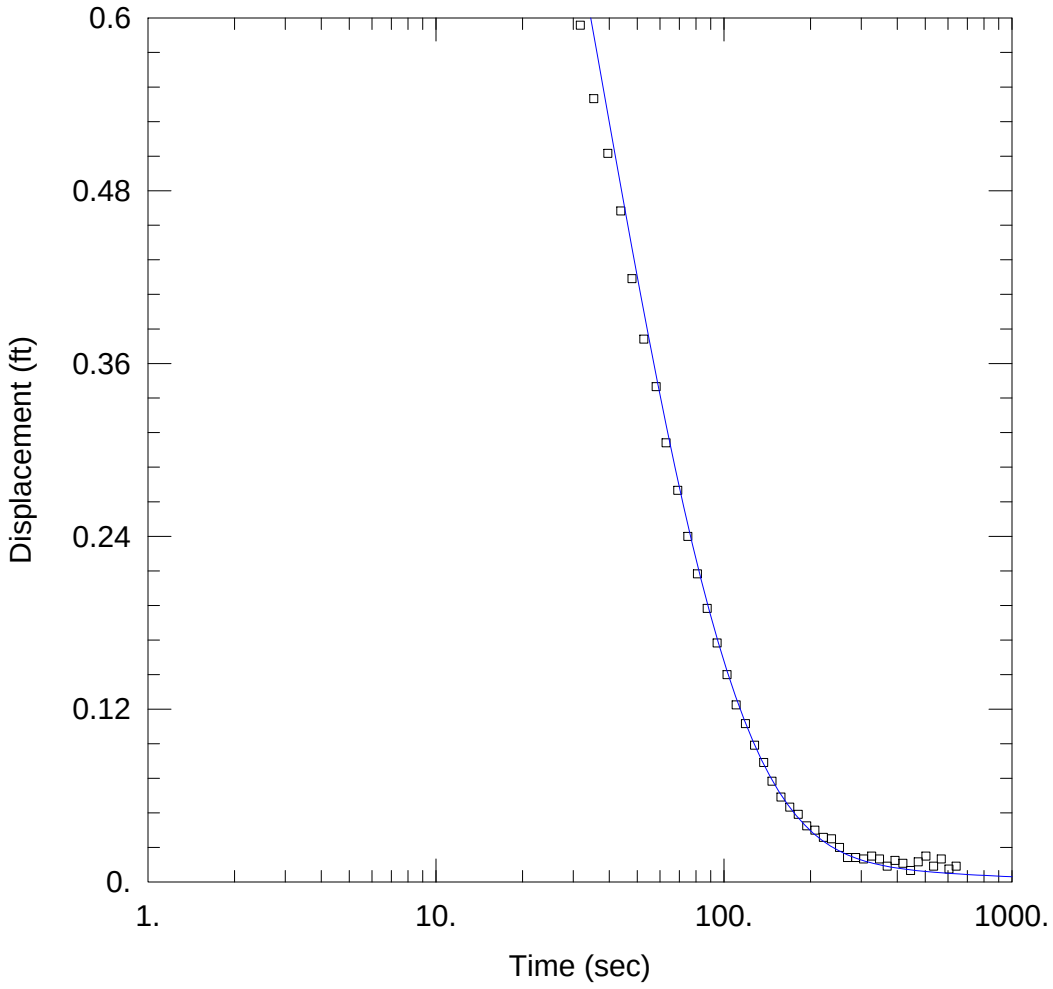

WELL TEST ANALYSIS

Data Set: C:\Users\REastman\Desktop\Course Grained Unit\MW-188_LH_KGS_conf_CGU.aqt
Date: 11/04/15 Time: 21:01:24

PROJECT INFORMATION

Company: Ramboll Environ
Location: Whirlpool Corporation
Test Well: MW-188
Test Date: 10/2/15

AQUIFER DATA

Saturated Thickness: 16.44 ft

WELL DATA (MW-188)

Initial Displacement: 1.56 ft
Total Well Penetration Depth: 16.44 ft
Casing Radius: 0.083 ft
Static Water Column Height: 16.44 ft
Screen Length: 5. ft
Well Radius: 0.344 ft

SOLUTION

Aquifer Model: Confined
Solution Method: KGS Model

Kr = 4.382 ft/day
Kz/Kr = 1.
Ss = 3.953E-5 ft^{-1}

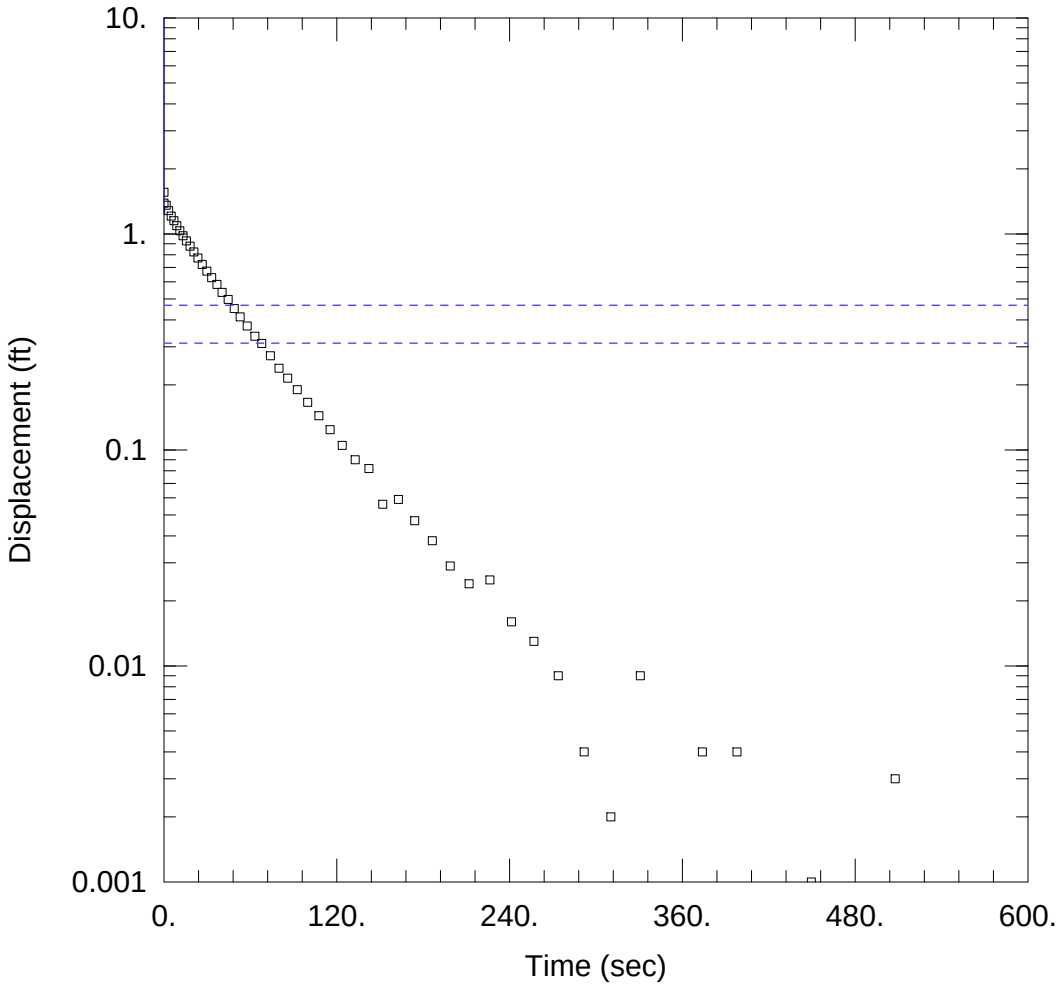

WELL TEST ANALYSIS

Data Set: C:\Users\REastman\Desktop\Course Grained Unit\MW-188_RH_BR_conf_CGU.aqt
Date: 11/04/15 Time: 21:02:06

PROJECT INFORMATION

Company: Ramboll Environ
Location: Whirlpool Corporation
Test Well: MW-188
Test Date: 10/2/15

AQUIFER DATA

Saturated Thickness: 16.44 ft
Anisotropy Ratio (Kz/Kr): 1.

WELL DATA (MW-188)

Initial Displacement: 1.56 ft
Total Well Penetration Depth: 16.44 ft
Casing Radius: 0.083 ft
Static Water Column Height: 16.44 ft
Screen Length: 5. ft
Well Radius: 0.344 ft

SOLUTION

Aquifer Model: Confined
Solution Method: Bouwer-Rice
K = 5255.5 ft/day
y0 = 1.241 ft

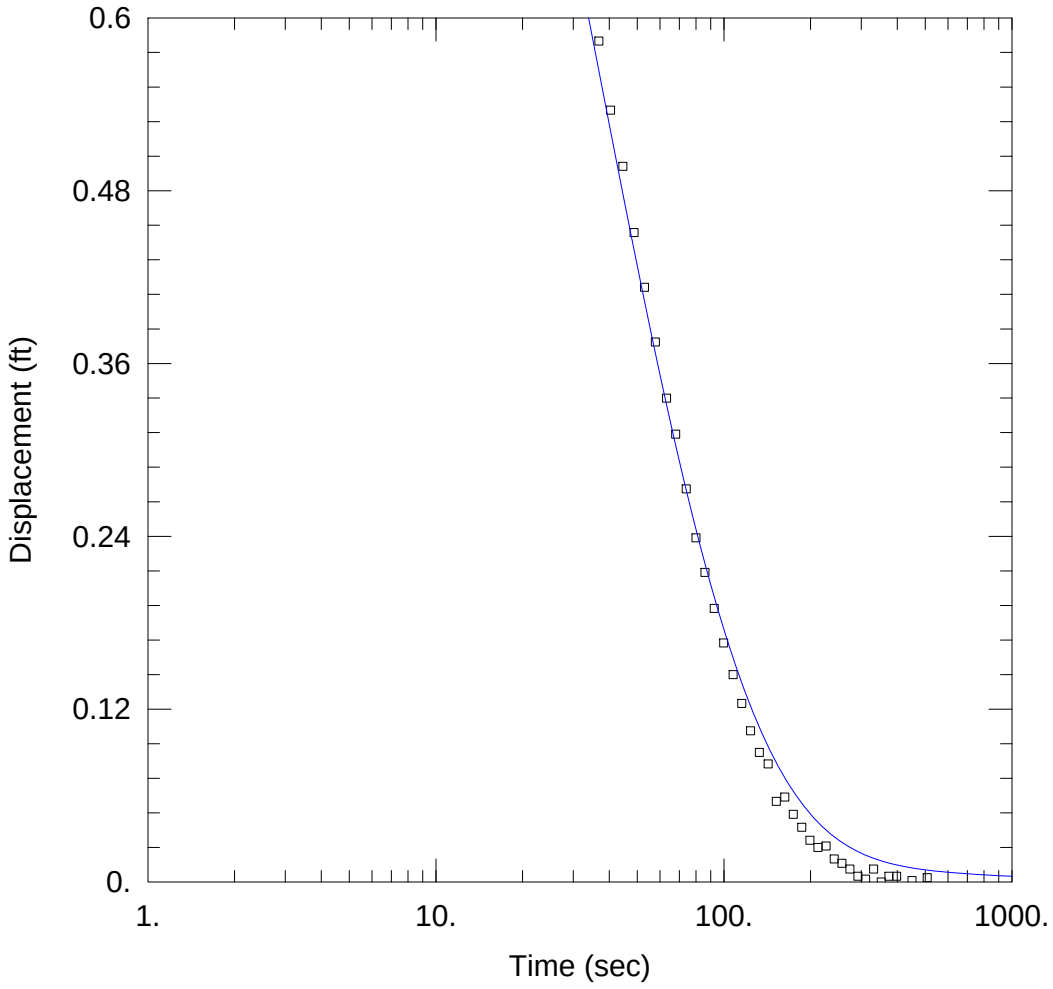

WELL TEST ANALYSIS

Data Set: C:\Users\REastman\Desktop\Course Grained Unit\MW-188_RH_KGS_conf_CGU.aqt
Date: 11/04/15 Time: 21:02:37

PROJECT INFORMATION

Company: Ramboll Environ
Location: Whirlpool Corporation
Test Well: MW-188
Test Date: 10/2/15

AQUIFER DATA

Saturated Thickness: 16.44 ft

WELL DATA (MW-188)

Initial Displacement: 1.56 ft
Total Well Penetration Depth: 16.44 ft
Casing Radius: 0.083 ft
Static Water Column Height: 16.44 ft
Screen Length: 5. ft
Well Radius: 0.344 ft

SOLUTION

Aquifer Model: Confined
Solution Method: KGS Model

Kr = 3.946 ft/day
Kz/Kr = 1.
Ss = 0.000121 ft^{-1}

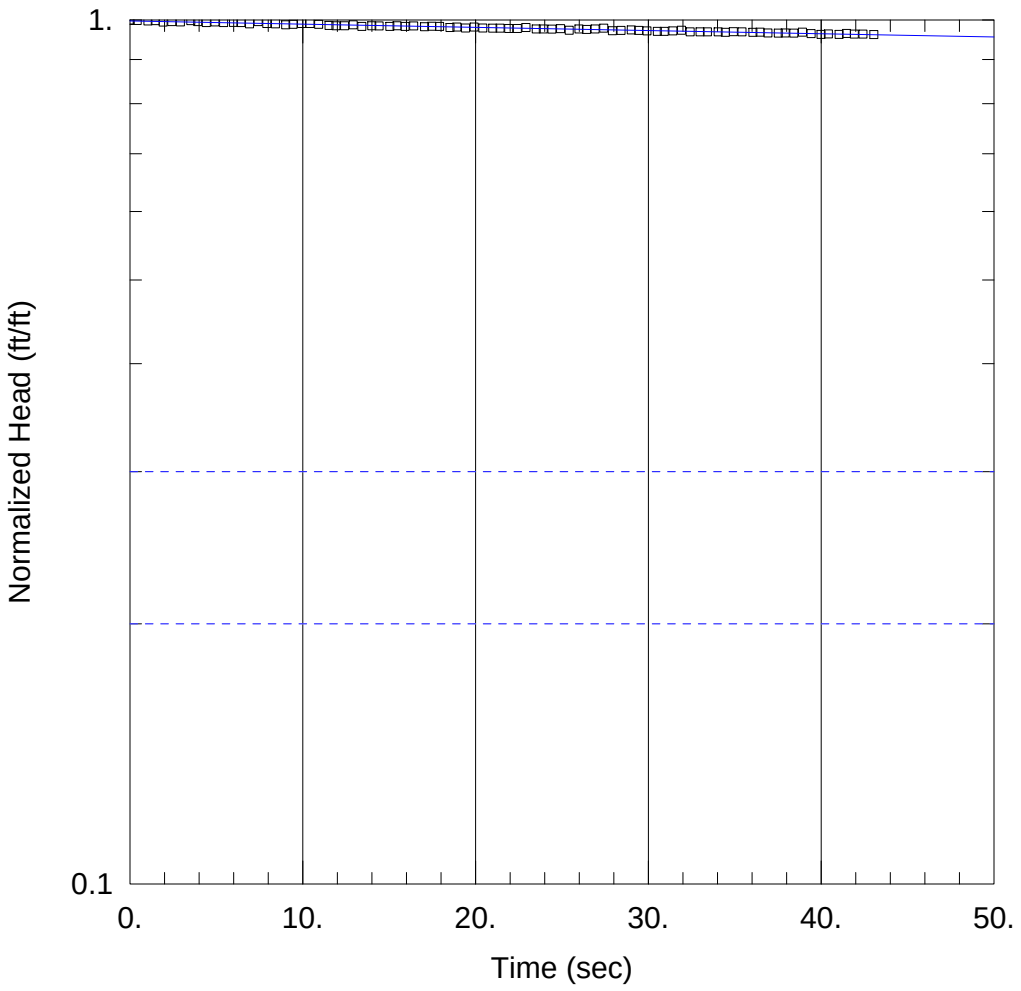

WELL TEST ANALYSIS

Data Set: C:\Users\REastman\Desktop\Course Grained Unit\MW-193_LH_BR_conf_CGU.aqt
Date: 11/04/15 Time: 21:03:18

PROJECT INFORMATION

Company: Ramboll Environ
Location: Whirlpool Corporation
Test Well: MW-193
Test Date: 10/23/15

AQUIFER DATA

Saturated Thickness: 8.18 ft Anisotropy Ratio (Kz/Kr): 1.

WELL DATA (MW-193)

Initial Displacement: 1.56 ft
Total Well Penetration Depth: 8.18 ft
Casing Radius: 0.083 ft
Static Water Column Height: 8.18 ft
Screen Length: 2. ft
Well Radius: 0.344 ft

SOLUTION

Aquifer Model: Confined
Solution Method: Bouwer-Rice

K = 0.2498 ft/day
y0 = 1.556 ft

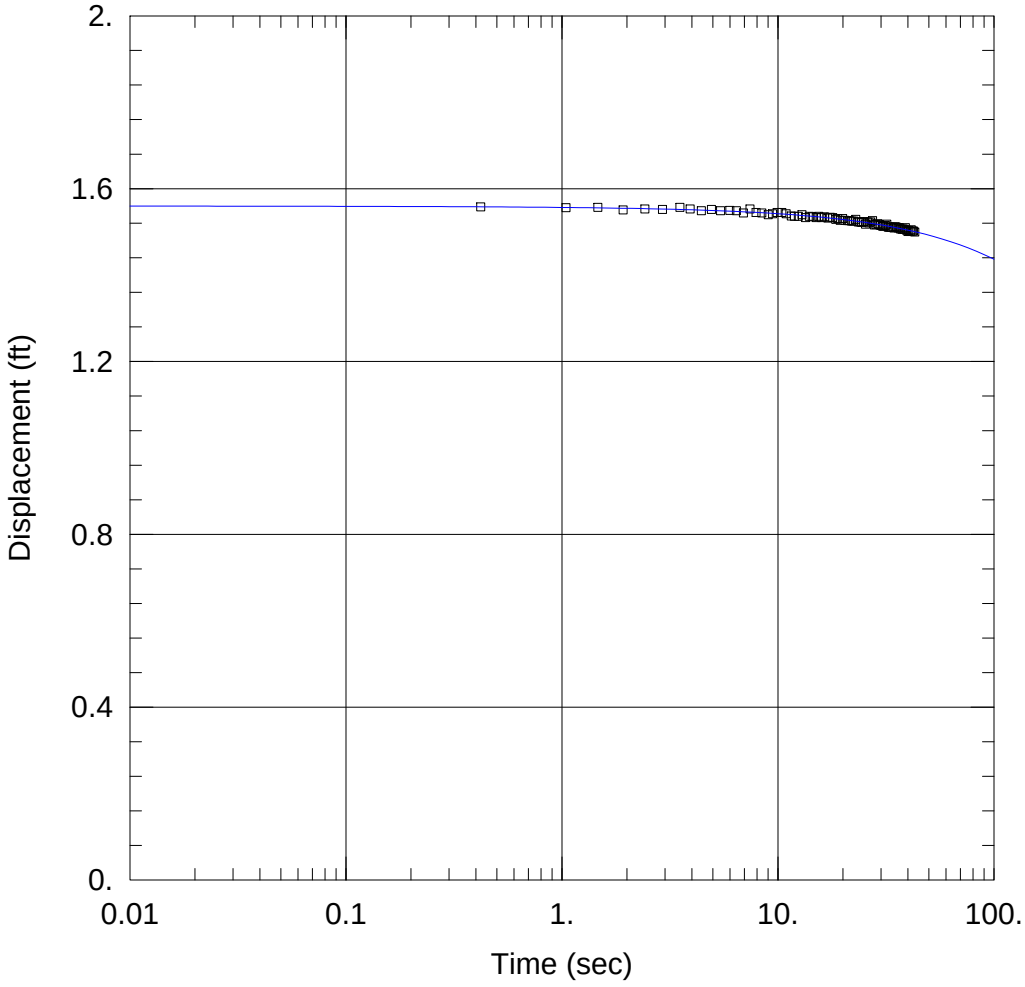

WELL TEST ANALYSIS

Data Set: C:\Users\REastman\Desktop\Course Grained Unit\MW-193_LH_KGS_conf_CGU.aqt
Date: 11/04/15 Time: 21:03:51

PROJECT INFORMATION

Company: Ramboll Environ
Location: Whirlpool Corporation
Test Well: MW-193
Test Date: 10/23/15

AQUIFER DATA

Saturated Thickness: 8.18 ft

WELL DATA (MW-193)

Initial Displacement: 1.56 ft
Total Well Penetration Depth: 8.18 ft
Casing Radius: 0.083 ft
Static Water Column Height: 8.18 ft
Screen Length: 2. ft
Well Radius: 0.344 ft

SOLUTION

Aquifer Model: Confined
Solution Method: KGS Model

Kr = 0.2325 ft/day
Kz/Kr = 1.
Ss = 1.375E-5 ft^{-1}

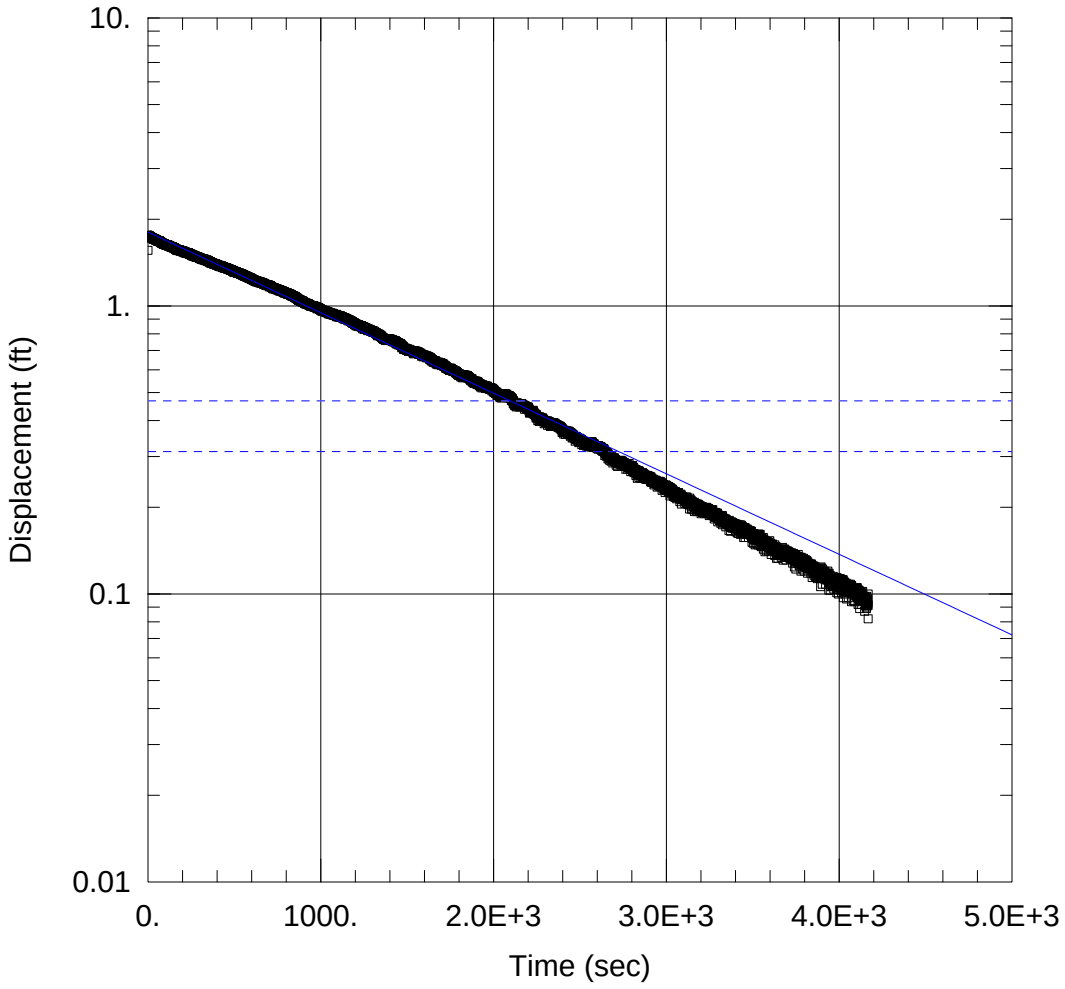

WELL TEST ANALYSIS

Data Set: C:\Users\REastman\Desktop\Course Grained Unit\MW-193_RH_BR_conf_CGU.aqt
Date: 11/04/15 Time: 21:04:38

PROJECT INFORMATION

Company: Ramboll Environ
Location: Whirlpool Corporation
Test Well: MW-193
Test Date: 10/23/15

AQUIFER DATA

Saturated Thickness: 8.18 ft Anisotropy Ratio (Kz/Kr): 1.

WELL DATA (MW-193)

Initial Displacement: 1.56 ft
Total Well Penetration Depth: 8.18 ft
Casing Radius: 0.083 ft
Static Water Column Height: 8.18 ft
Screen Length: 2. ft
Well Radius: 0.344 ft

SOLUTION

Aquifer Model: Confined
Solution Method: Bouwer-Rice
K = 0.1868 ft/day
y0 = 1.802 ft

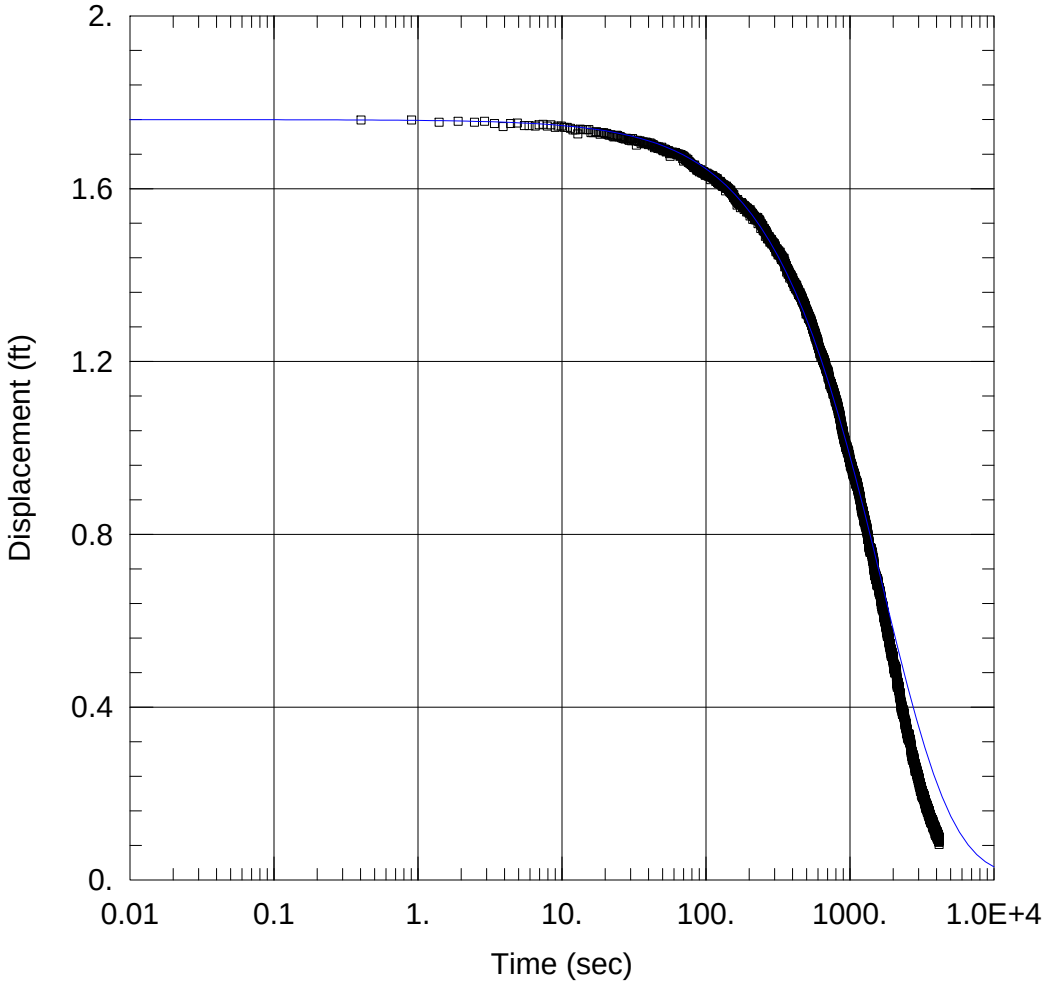

WELL TEST ANALYSIS

Data Set: C:\Users\REastman\Desktop\Course Grained Unit\MW-193_RH_KGS_conf_CGU.aqt
Date: 11/04/15 Time: 21:05:25

PROJECT INFORMATION

Company: Ramboll Environ
Location: Whirlpool Corporation
Test Well: MW-193
Test Date: 10/23/15

AQUIFER DATA

Saturated Thickness: 8.18 ft

WELL DATA (MW-193)

Initial Displacement: 1.76 ft
Total Well Penetration Depth: 8.18 ft
Casing Radius: 0.083 ft
Static Water Column Height: 8.18 ft
Screen Length: 2. ft
Well Radius: 0.344 ft

SOLUTION

Aquifer Model: Confined
Solution Method: KGS Model

Kr = 0.2222 ft/day
Kz/Kr = 1.
Ss = 1.222E-6 ft^{-1}

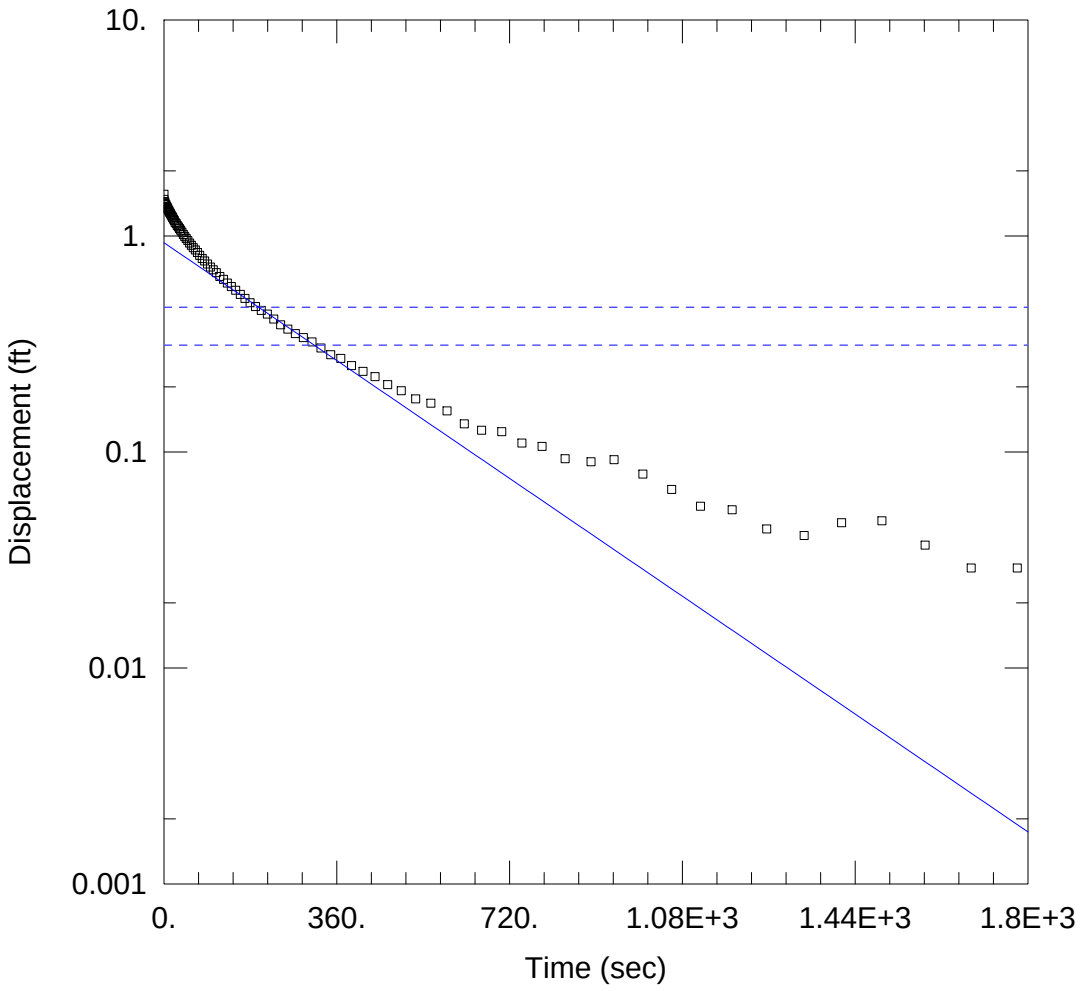

WELL TEST ANALYSIS

Data Set: C:\Users\REastman\Desktop\Course Grained Unit\TMW-11_LH_BR_conf_CGU.aqt
Date: 11/04/15 Time: 21:06:08

PROJECT INFORMATION

Company: Ramboll Environ
Location: Whirlpool Corporation
Test Well: TMW-11
Test Date: 10/2/15

AQUIFER DATA

Saturated Thickness: 12.08 ft Anisotropy Ratio (Kz/Kr): 1.

WELL DATA (TMW-11)

Initial Displacement: 1.56 ft
Total Well Penetration Depth: 12.08 ft
Casing Radius: 0.083 ft
Static Water Column Height: 12.08 ft
Screen Length: 3.5 ft
Well Radius: 0.344 ft

SOLUTION

Aquifer Model: Confined
Solution Method: Bouwer-Rice
K = 0.6804 ft/day
y0 = 0.9301 ft

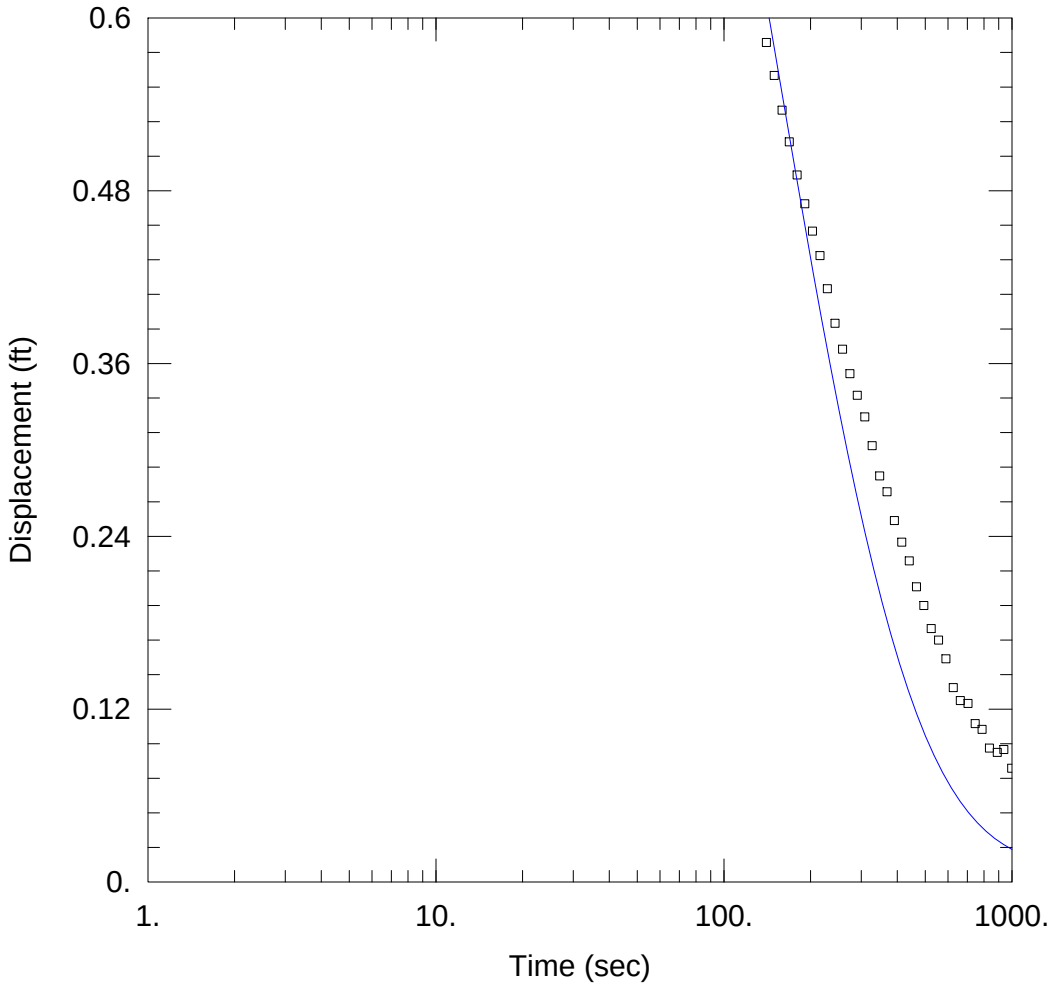

WELL TEST ANALYSIS

Data Set: C:\Users\REastman\Desktop\Course Grained Unit\TMW-11_LH_KGS_conf_CGU.aqt
Date: 11/04/15 Time: 21:06:56

PROJECT INFORMATION

Company: Ramboll Environ
Location: Whirlpool Corporation
Test Well: TMW-11
Test Date: 10/2/15

AQUIFER DATA

Saturated Thickness: 12.08 ft

WELL DATA (TMW-11)

Initial Displacement: 1.56 ft
Total Well Penetration Depth: 12.08 ft
Casing Radius: 0.083 ft
Static Water Column Height: 12.08 ft
Screen Length: 3.5 ft
Well Radius: 0.344 ft

SOLUTION

Aquifer Model: Confined
Solution Method: KGS Model

Kr = 1.436 ft/day
Kz/Kr = 1.
Ss = 3.271E-5 ft^{-1}

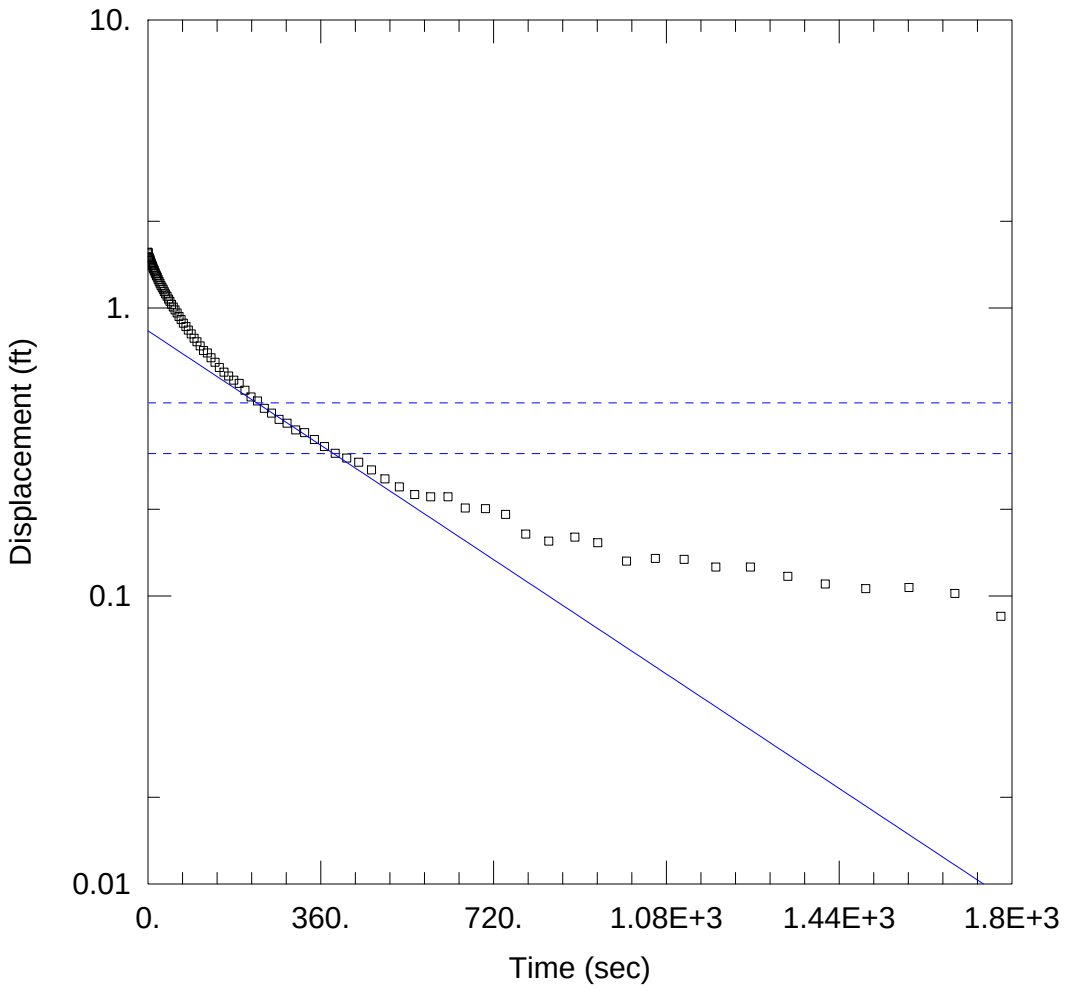

WELL TEST ANALYSIS

Data Set: C:\Users\REastman\Desktop\Course Grained Unit\TMW-11_RH_BR_conf_CGU.aqt
Date: 11/04/15 Time: 21:07:36

PROJECT INFORMATION

Company: Ramboll Environ
Location: Whirlpool Corporation
Test Well: TMW-11
Test Date: 10/2/15

AQUIFER DATA

Saturated Thickness: 12.08 ft Anisotropy Ratio (Kz/Kr): 1.

WELL DATA (TMW-11)

Initial Displacement: 1.56 ft
Total Well Penetration Depth: 12.08 ft
Casing Radius: 0.083 ft
Static Water Column Height: 12.08 ft
Screen Length: 3.5 ft
Well Radius: 0.344 ft

SOLUTION

Aquifer Model: Confined
Solution Method: Bouwer-Rice
K = 0.4954 ft/day
y0 = 0.8328 ft

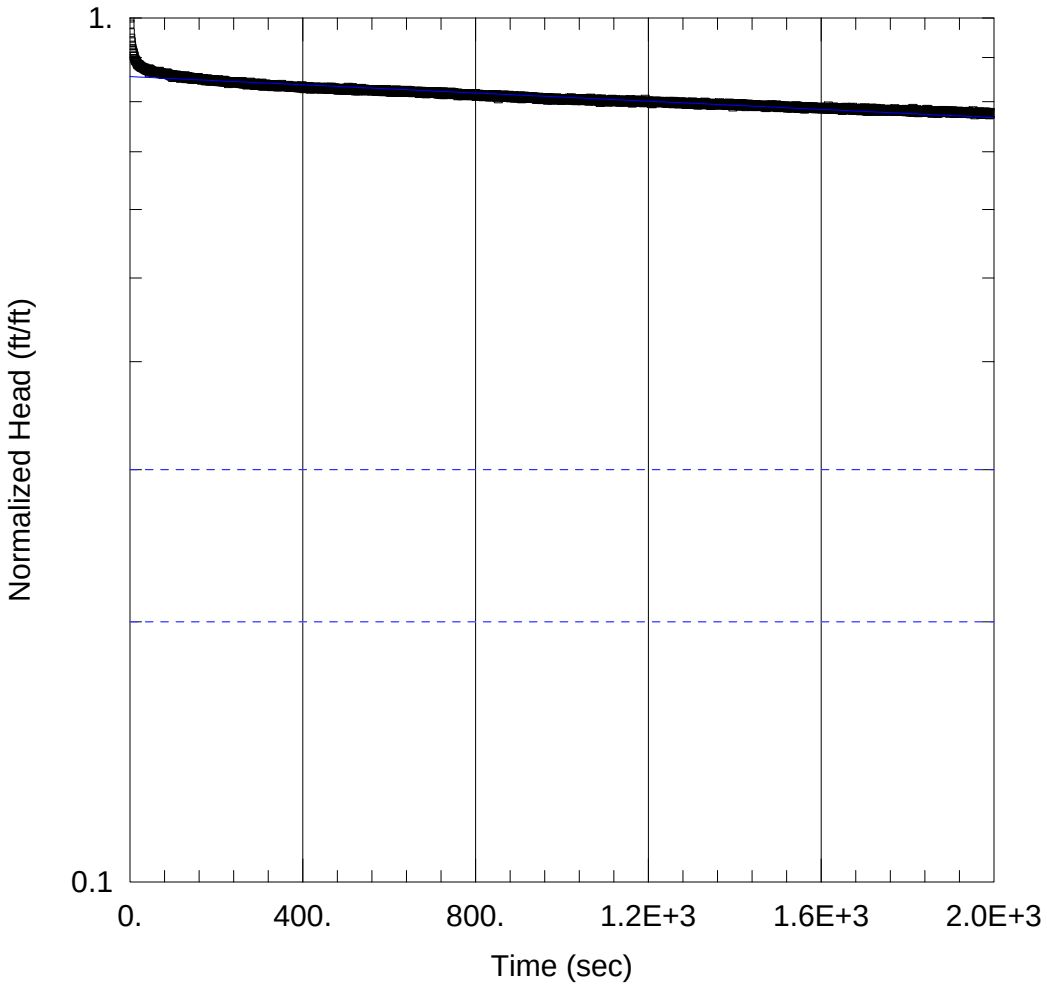

WELL TEST ANALYSIS

Data Set: H:\Whirlpool\Slug Testing\Whirlpool\Aqtesolv_Files\MW-67R_RH_BR_conf_AS.aqt
Date: 11/03/15 Time: 07:11:08

PROJECT INFORMATION

Test Well: MW-67R
Test Date: 10/23/15

AQUIFER DATA

Saturated Thickness: 15.13 ft
Anisotropy Ratio (Kz/Kr): 1.

WELL DATA (MW-67R)

Initial Displacement: 1.6 ft
Static Water Column Height: 15.13 ft
Total Well Penetration Depth: 15.13 ft
Screen Length: 5. ft
Casing Radius: 0.083 ft
Well Radius: 0.25 ft

SOLUTION

Aquifer Model: Confined
Solution Method: Bouwer-Rice
K = 0.009258 ft/day
y0 = 1.368 ft

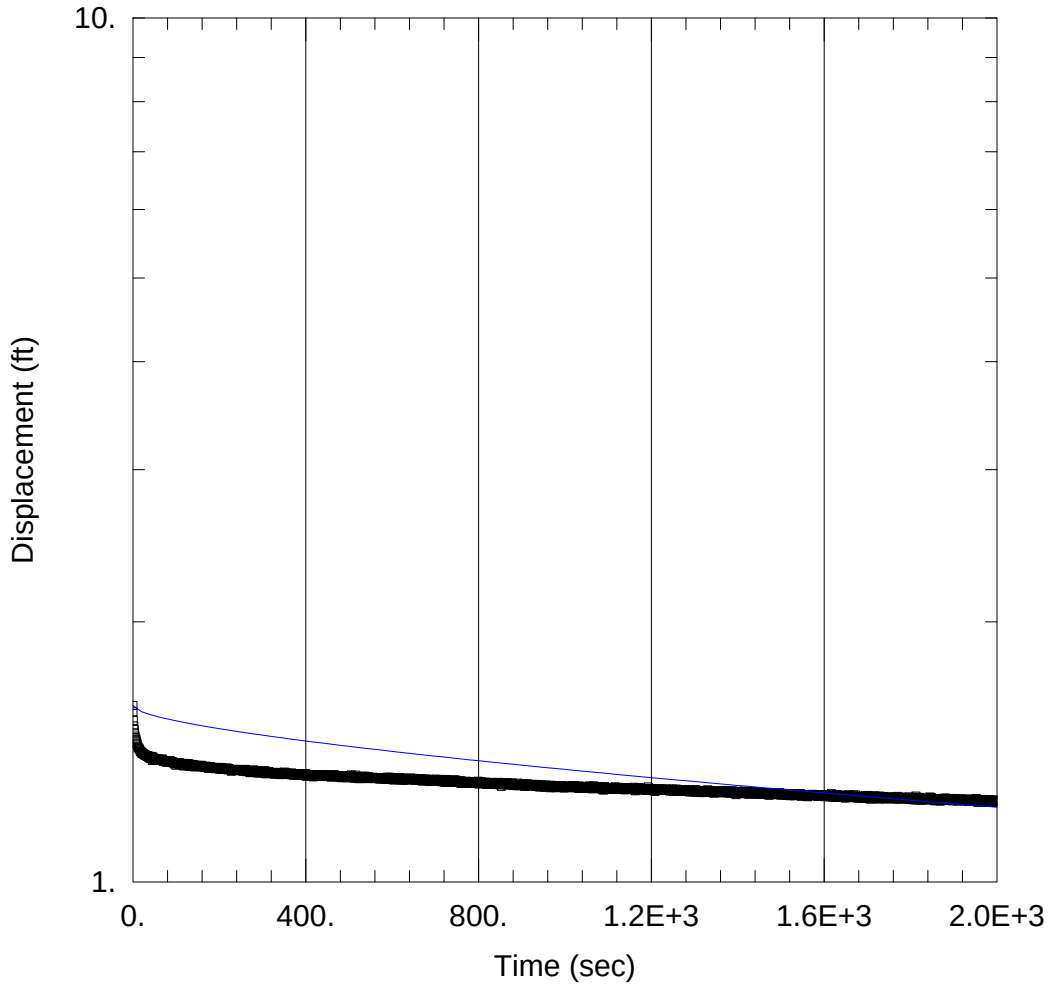

WELL TEST ANALYSIS

Data Set: H:\Whirlpool\Slug Testing\Whirlpool\Aqtesolv_Files\MW-67R_RH_KGS_conf_AS.aqt
Date: 11/03/15 Time: 07:23:43

PROJECT INFORMATION

Test Well: MW-67R
Test Date: 10/23/15

AQUIFER DATA

Saturated Thickness: 15.13 ft

WELL DATA (MW-67R)

Initial Displacement: 1.6 ft
Total Well Penetration Depth: 15.13 ft
Casing Radius: 0.083 ft
Static Water Column Height: 15.13 ft
Screen Length: 5. ft
Well Radius: 0.25 ft

SOLUTION

Aquifer Model: Confined
Solution Method: KGS Model

Kr = 0.009529 ft/day
Kz/Kr = 1.
Ss = 0.0006098 ft^{-1}

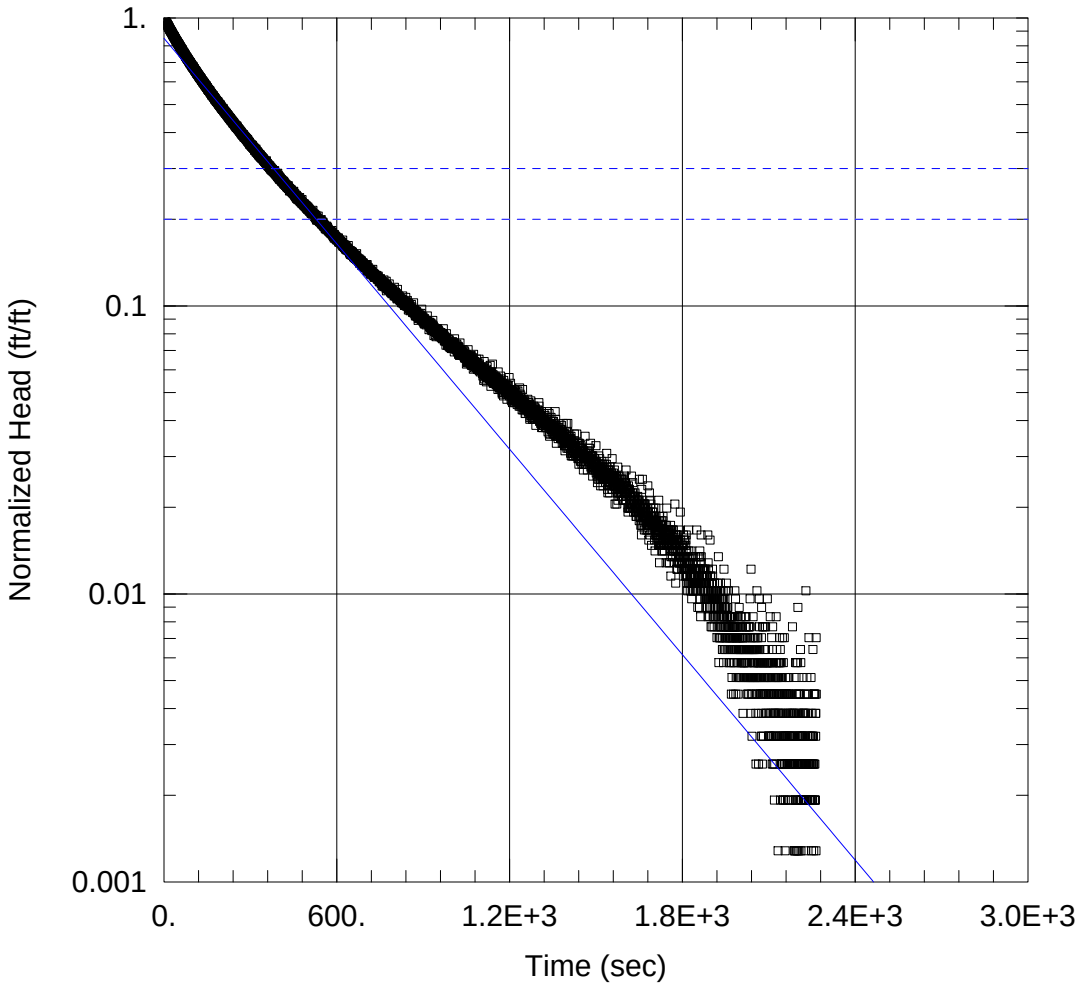

WELL TEST ANALYSIS

Data Set: H:\Whirlpool\Slug Testing\Whirlpool\Aqtesolv_Files\MW-184_LH_BR_conf.aqt
Date: 11/03/15 Time: 07:25:31

PROJECT INFORMATION

Test Well: MW-184
Test Date: 10/23/15

AQUIFER DATA

Saturated Thickness: 16.31 ft
Anisotropy Ratio (Kz/Kr): 1.

WELL DATA (MW-184)

Initial Displacement: 1.56 ft
Static Water Column Height: 16.31 ft
Total Well Penetration Depth: 16.31 ft
Screen Length: 5. ft
Casing Radius: 0.083 ft
Well Radius: 0.344 ft

SOLUTION

Aquifer Model: Confined
Solution Method: Bouwer-Rice
K = 0.421 ft/day
y0 = 1.325 ft

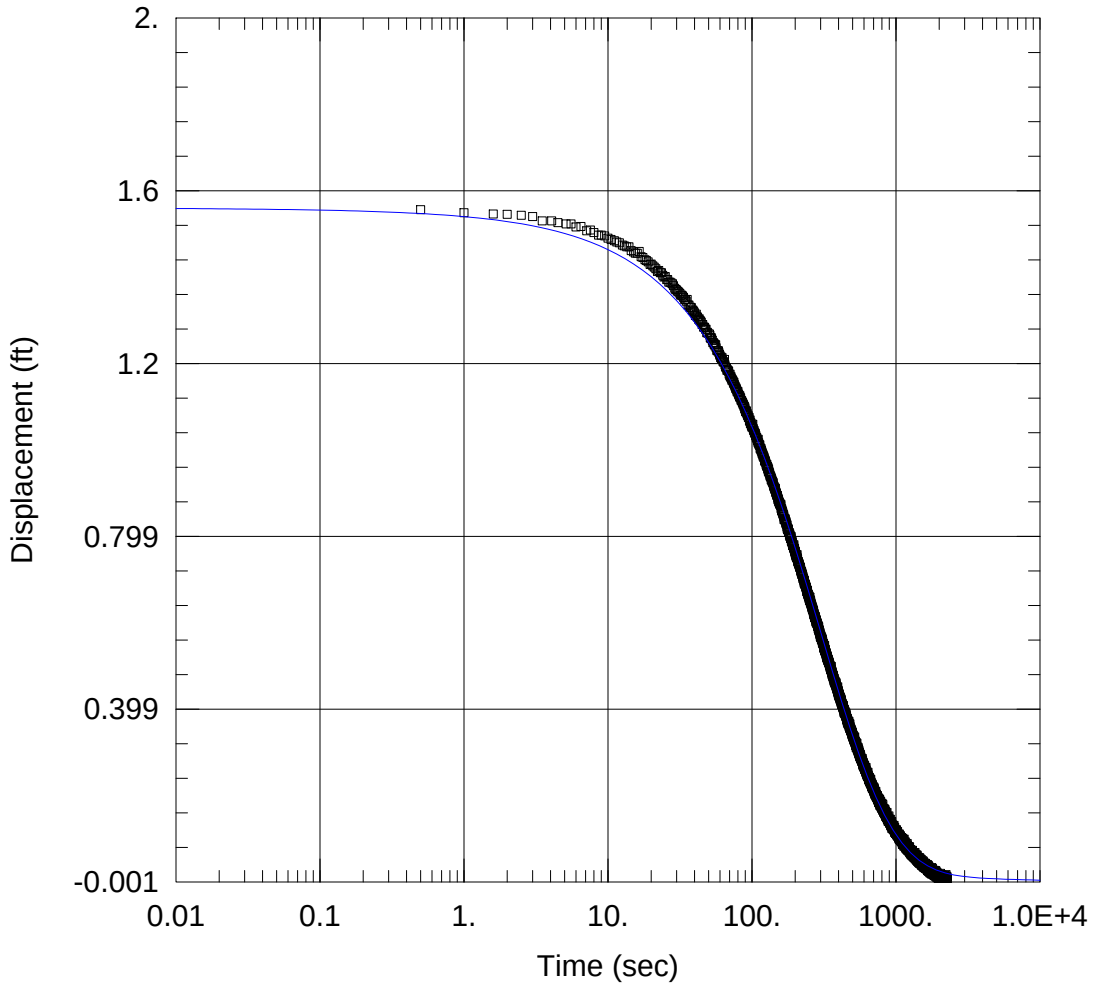

WELL TEST ANALYSIS

Data Set: H:\Whirlpool\Slug Testing\Whirlpool\Aqtesolv_Files\MW-184_LH_KGS_conf.aqt
Date: 11/03/15 Time: 07:26:22

PROJECT INFORMATION

Test Well: MW-184
Test Date: 10/23/15

AQUIFER DATA

Saturated Thickness: 16.31 ft

WELL DATA (MW-184)

Initial Displacement: 1.56 ft
Total Well Penetration Depth: 16.31 ft
Casing Radius: 0.083 ft
Static Water Column Height: 16.31 ft
Screen Length: 5. ft
Well Radius: 0.344 ft

SOLUTION

Aquifer Model: Confined
Solution Method: KGS Model

Kr = 0.5247 ft/day
Kz/Kr = 1.
Ss = 4.177E-5 ft^{-1}

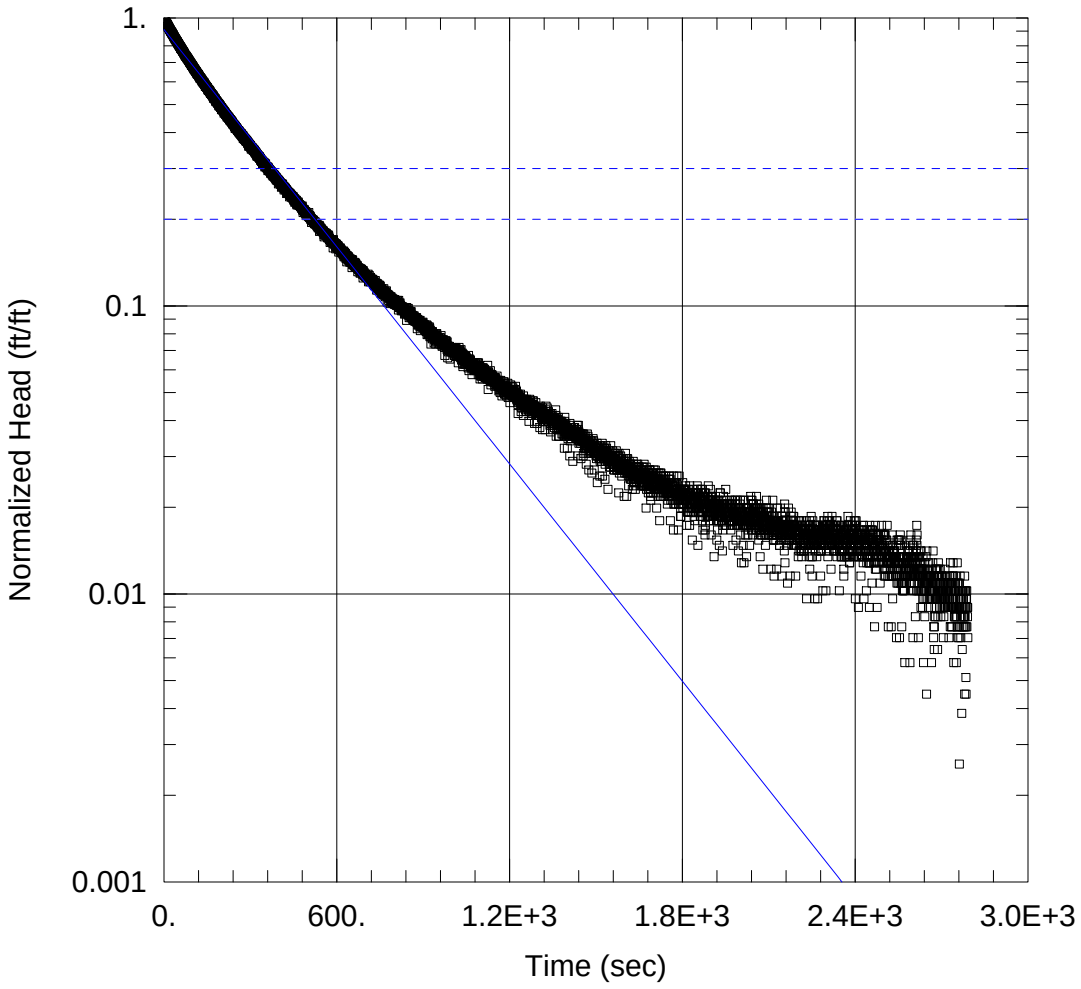

WELL TEST ANALYSIS

Data Set: H:\Whirlpool\Slug Testing\Whirlpool\Aqtesolv_Files\MW-184_RH_BR_conf.aqt
Date: 11/03/15 Time: 07:27:23

PROJECT INFORMATION

Test Well: MW-184_RH
Test Date: 10/23/15

AQUIFER DATA

Saturated Thickness: 16.31 ft
Anisotropy Ratio (Kz/Kr): 1.

WELL DATA (MW-184)

Initial Displacement: 1.56 ft
Static Water Column Height: 16.31 ft
Total Well Penetration Depth: 16.31 ft
Screen Length: 5. ft
Casing Radius: 0.083 ft
Well Radius: 0.344 ft

SOLUTION

Aquifer Model: Confined
Solution Method: Bouwer-Rice
K = 0.4452 ft/day
y0 = 1.422 ft

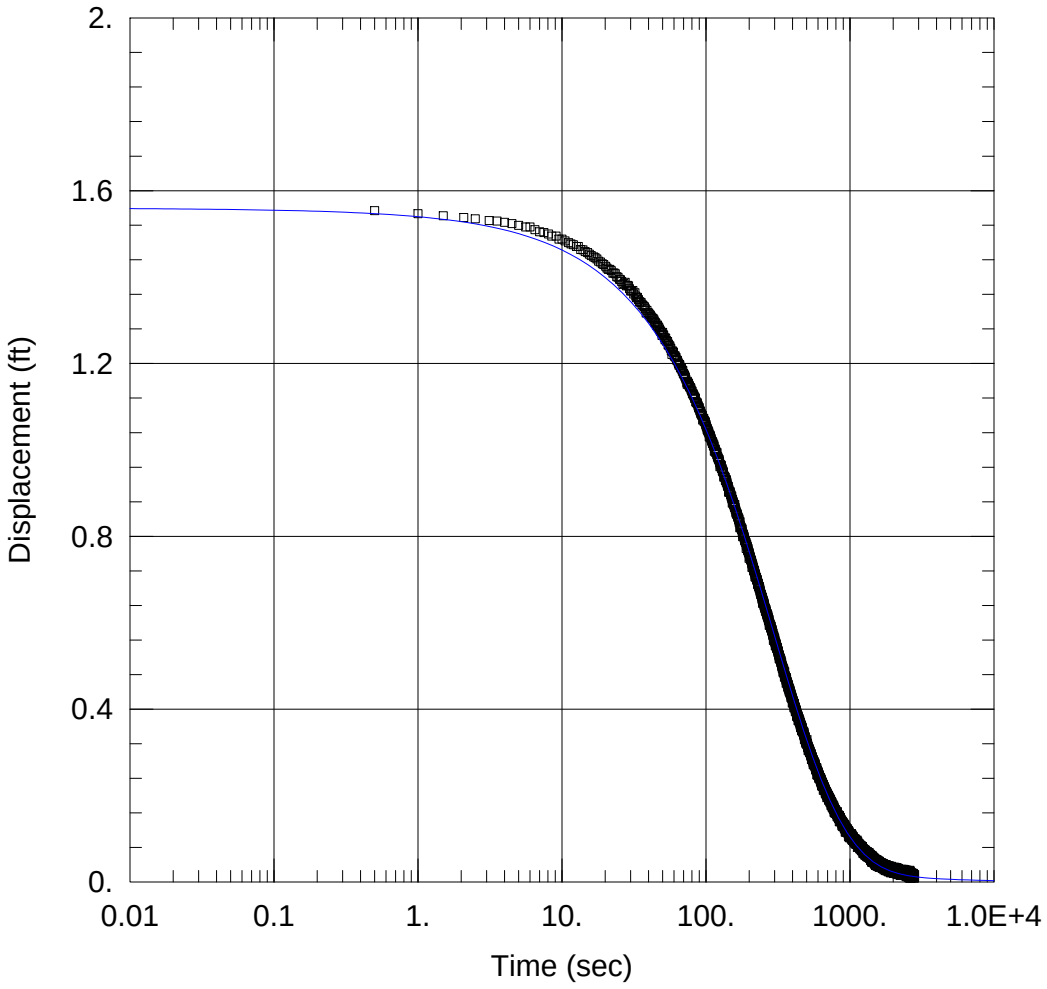

WELL TEST ANALYSIS

Data Set: H:\Whirlpool\Slug Testing\Whirlpool\Aqtesolv_Files\MW-184_RH_KGS_conf.aqt
Date: 11/03/15 Time: 07:28:14

PROJECT INFORMATION

Test Well: MW-184_RH
Test Date: 10/23/15

AQUIFER DATA

Saturated Thickness: 16.31 ft

WELL DATA (MW-184)

Initial Displacement: 1.56 ft
Total Well Penetration Depth: 16.31 ft
Casing Radius: 0.083 ft
Static Water Column Height: 16.31 ft
Screen Length: 5. ft
Well Radius: 0.344 ft

SOLUTION

Aquifer Model: Confined
Solution Method: KGS Model

Kr = 0.5361 ft/day
Kz/Kr = 1.
Ss = 4.027E-5 ft^{-1}

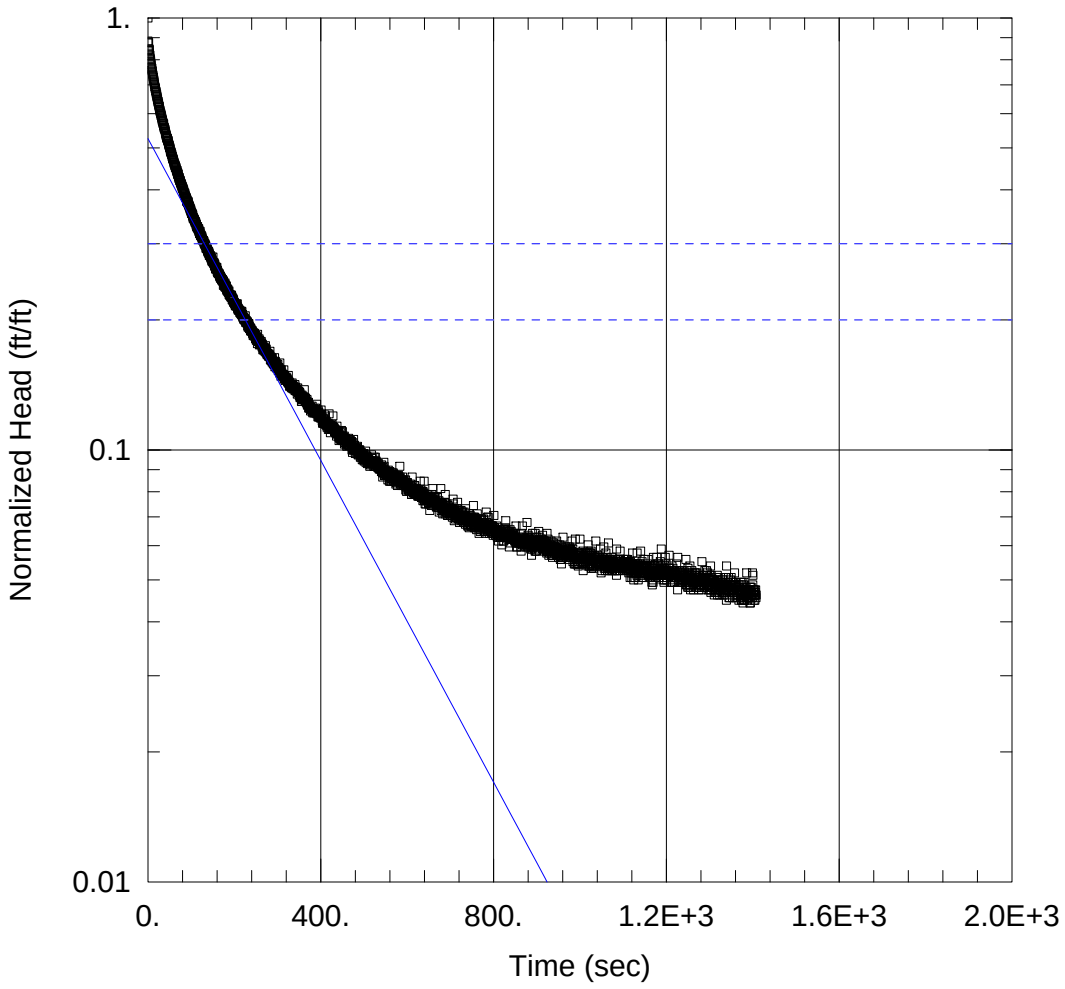

WELL TEST ANALYSIS

Data Set: H:\Whirlpool\Slug Testing\Whirlpool\Aqtesolv_Files\MW-186_LH_BR_conf.aqt
Date: 11/03/15 Time: 07:30:05

PROJECT INFORMATION

Test Well: MW-186_LH
Test Date: 10/23/15

AQUIFER DATA

Saturated Thickness: 14.57 ft
Anisotropy Ratio (Kz/Kr): 1.

WELL DATA (MW-186)

Initial Displacement: 1.56 ft
Total Well Penetration Depth: 14.57 ft
Casing Radius: 0.083 ft
Static Water Column Height: 14.57 ft
Screen Length: 10. ft
Well Radius: 0.344 ft

SOLUTION

Aquifer Model: Confined
Solution Method: Bouwer-Rice

K = 0.3542 ft/day
y0 = 0.82 ft

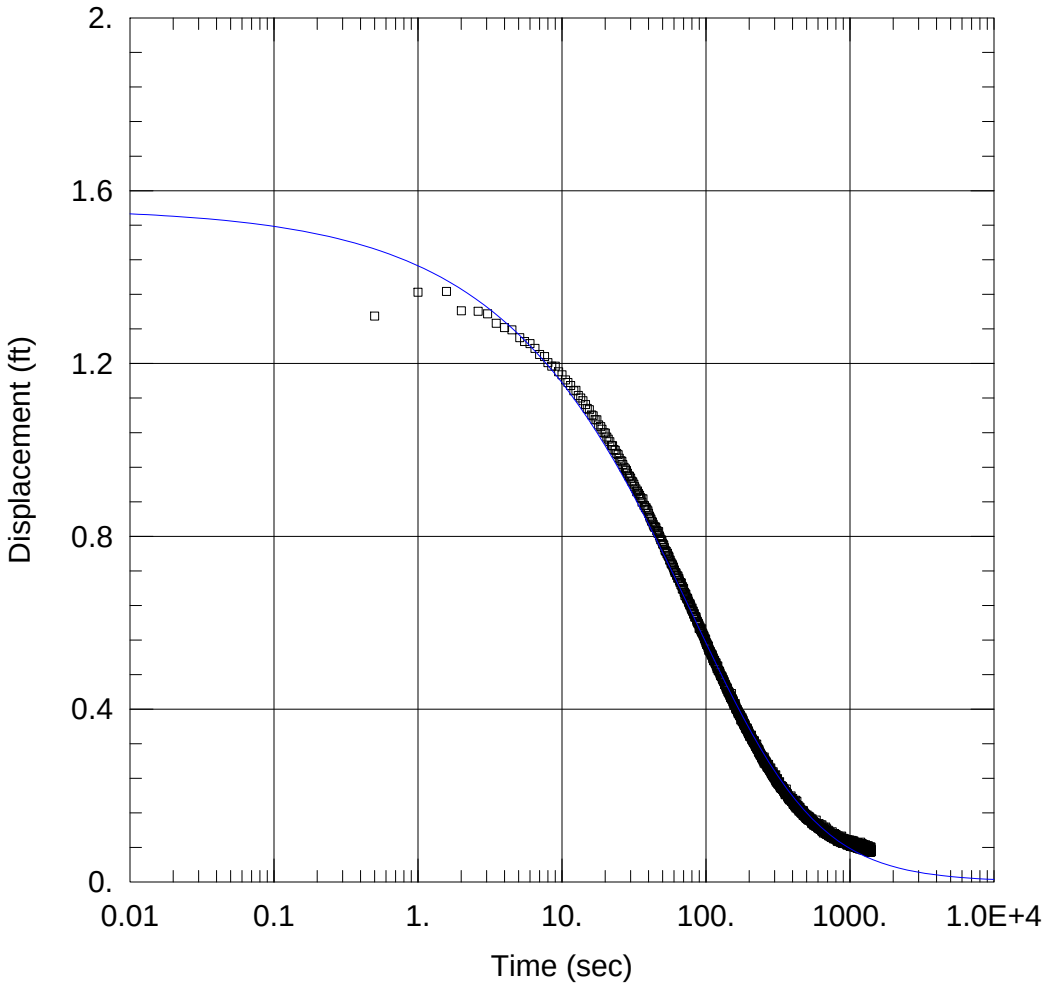

WELL TEST ANALYSIS

Data Set: H:\Whirlpool\Slug Testing\Whirlpool\Aqtesolv_Files\MW-186_LH_KGS_conf.aqt
Date: 11/03/15 Time: 07:31:47

PROJECT INFORMATION

Test Well: MW-186_LH
Test Date: 10/23/15

AQUIFER DATA

Saturated Thickness: 14.57 ft

WELL DATA (MW-186)

Initial Displacement: 1.56 ft
Total Well Penetration Depth: 14.57 ft
Casing Radius: 0.083 ft
Static Water Column Height: 14.57 ft
Screen Length: 10. ft
Well Radius: 0.344 ft

SOLUTION

Aquifer Model: Confined
Solution Method: KGS Model

Kr = 0.3216 ft/day
Kz/Kr = 1.
Ss = 0.001572 ft^{-1}

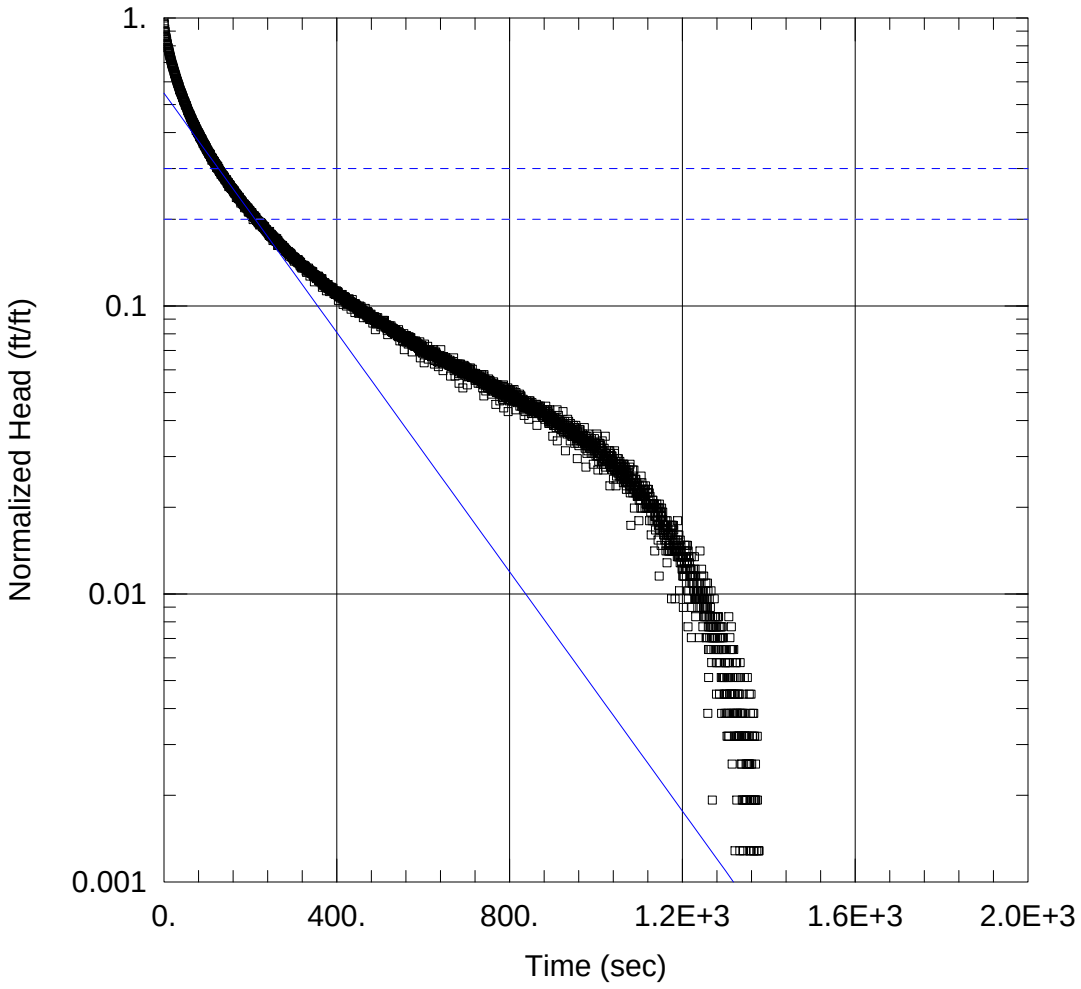

WELL TEST ANALYSIS

Data Set: H:\Whirlpool\Slug Testing\Whirlpool\Aqtesolv_Files\MW-186_RH_BR_conf.aqt
Date: 11/03/15 Time: 07:33:33

PROJECT INFORMATION

Test Well: MW-186_LH
Test Date: 10/23/15

AQUIFER DATA

Saturated Thickness: 14.57 ft
Anisotropy Ratio (Kz/Kr): 1.

WELL DATA (MW-186)

Initial Displacement: 1.56 ft
Static Water Column Height: 14.57 ft
Total Well Penetration Depth: 14.57 ft
Screen Length: 10. ft
Casing Radius: 0.083 ft
Well Radius: 0.344 ft

SOLUTION

Aquifer Model: Confined
Solution Method: Bouwer-Rice

K = 0.395 ft/day
y0 = 0.855 ft

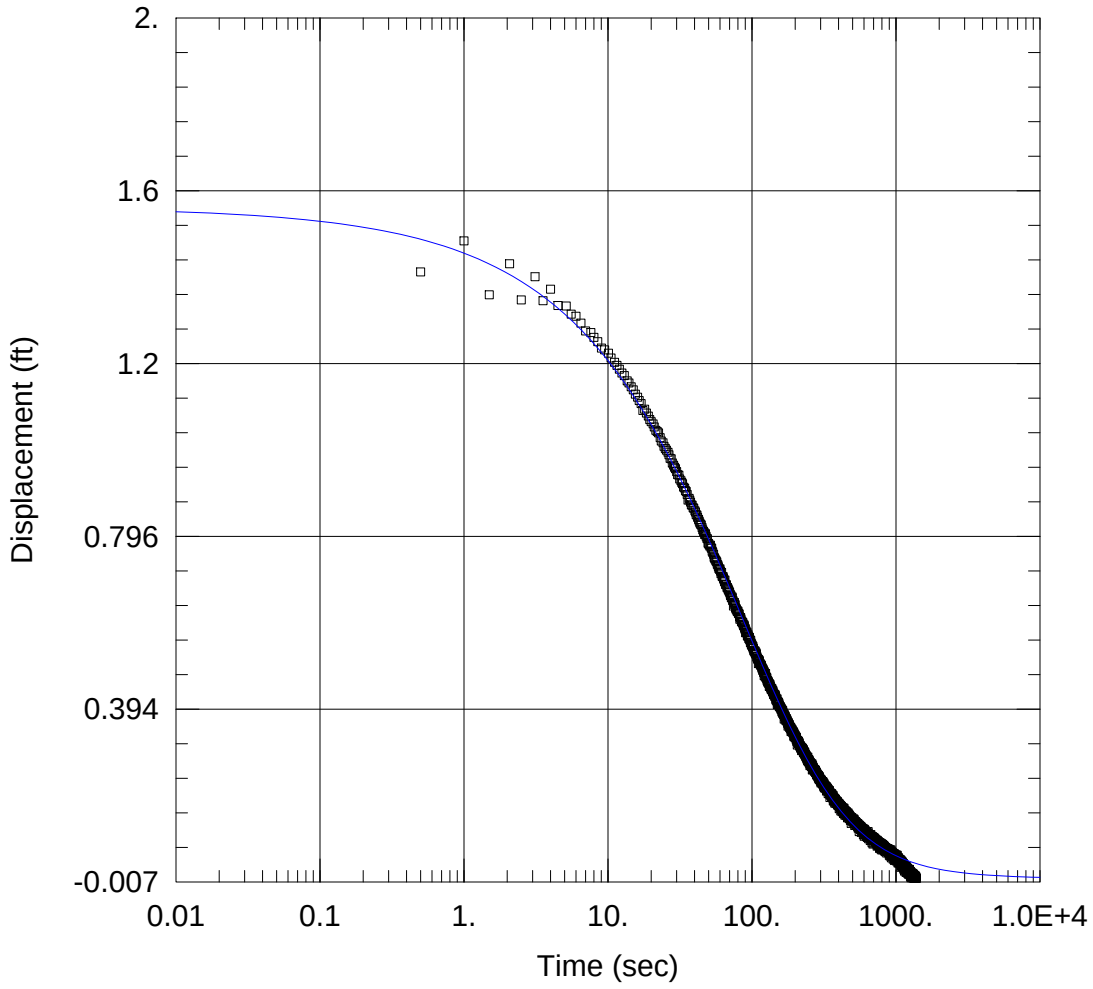

WELL TEST ANALYSIS

Data Set: H:\Whirlpool\Slug Testing\Whirlpool\Aqtesolv_Files\MW-186_RH_KGS_conf.aqt
Date: 11/03/15 Time: 07:34:13

PROJECT INFORMATION

Test Well: MW-186_LH
Test Date: 10/23/15

AQUIFER DATA

Saturated Thickness: 14.57 ft

WELL DATA (MW-186)

Initial Displacement: 1.56 ft
Total Well Penetration Depth: 14.57 ft
Casing Radius: 0.083 ft
Static Water Column Height: 14.57 ft
Screen Length: 10. ft
Well Radius: 0.344 ft

SOLUTION

Aquifer Model: Confined
Solution Method: KGS Model

Kr = 0.4693 ft/day
Kz/Kr = 1.
Ss = 0.0005949 ft^{-1}

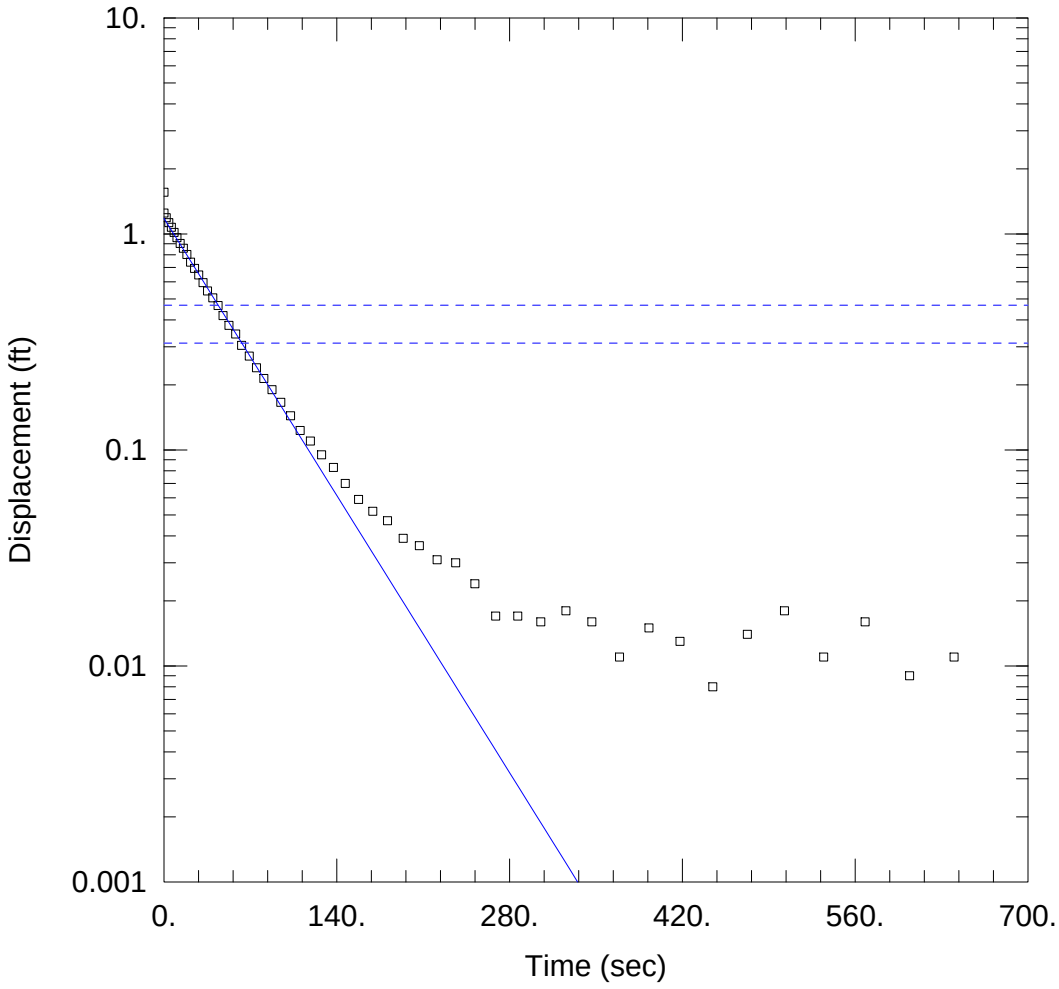

WELL TEST ANALYSIS

Data Set: C:\Users\ASinghal\Desktop\Whirlpool\Aqtesolv_Files\MW-188_LH_BR_conf.aqt
Date: 10/08/15 Time: 13:48:11

PROJECT INFORMATION

Company: Ramboll Environ
Location: Whirlpool Corporation
Test Well: MW-188
Test Date: 10/2/15

AQUIFER DATA

Saturated Thickness: 16.44 ft Anisotropy Ratio (Kz/Kr): 1.

WELL DATA (MW-188)

Initial Displacement: 1.56 ft
Total Well Penetration Depth: 16.44 ft
Casing Radius: 0.083 ft
Static Water Column Height: 16.44 ft
Screen Length: 10. ft
Well Radius: 0.344 ft

SOLUTION

Aquifer Model: Confined
Solution Method: Bouwer-Rice

K = 1.789 ft/day
y0 = 1.181 ft

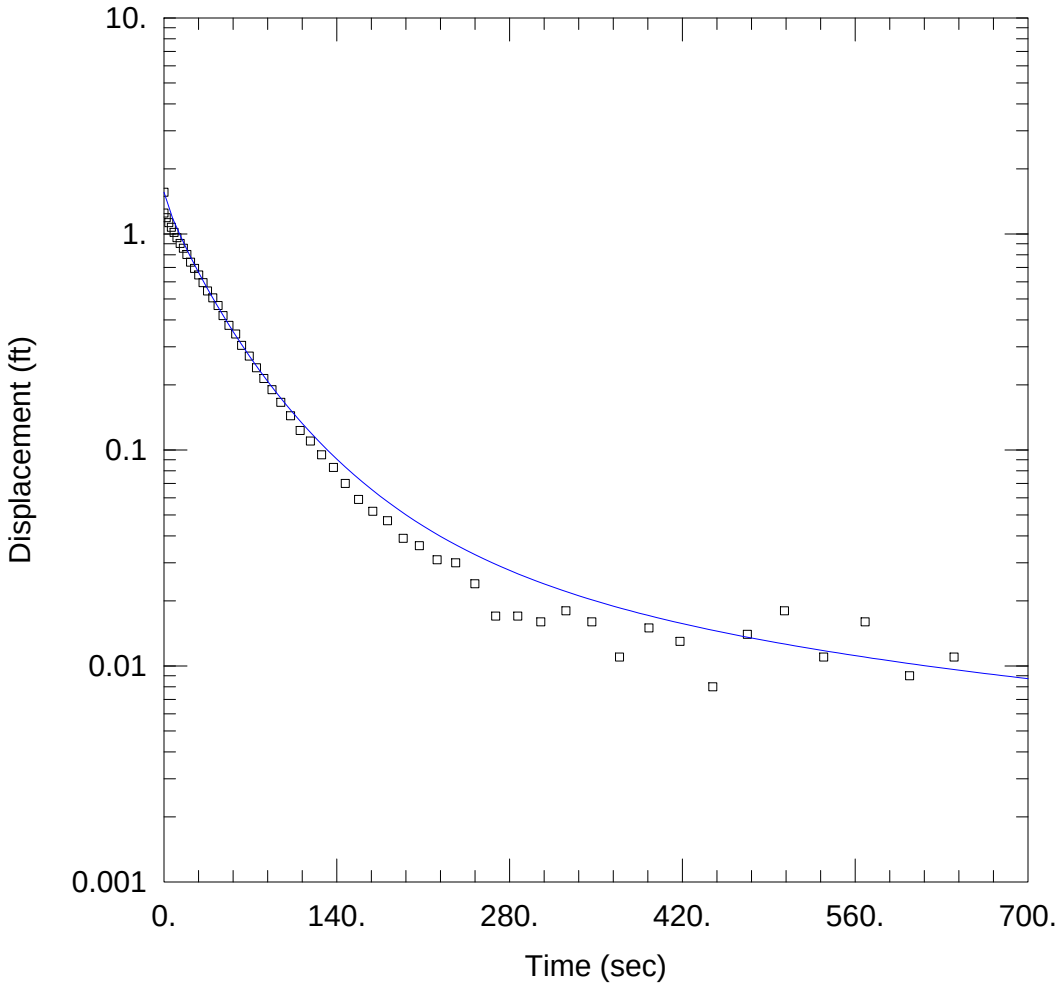

WELL TEST ANALYSIS

Data Set: C:\Users\ASinghal\Desktop\Whirlpool\Aqtesolv_Files\MW-188_LH_KGS_conf.aqt
Date: 10/08/15 Time: 13:49:17

PROJECT INFORMATION

Company: Ramboll Environ
Location: Whirlpool Corporation
Test Well: MW-188
Test Date: 10/2/15

AQUIFER DATA

Saturated Thickness: 16.44 ft

WELL DATA (MW-188)

Initial Displacement: 1.56 ft
Total Well Penetration Depth: 16.44 ft
Casing Radius: 0.083 ft
Static Water Column Height: 16.44 ft
Screen Length: 10. ft
Well Radius: 0.344 ft

SOLUTION

Aquifer Model: Confined
Solution Method: KGS Model

Kr = 2.614 ft/day
Kz/Kr = 1.
Ss = 2.168E-5 ft^{-1}

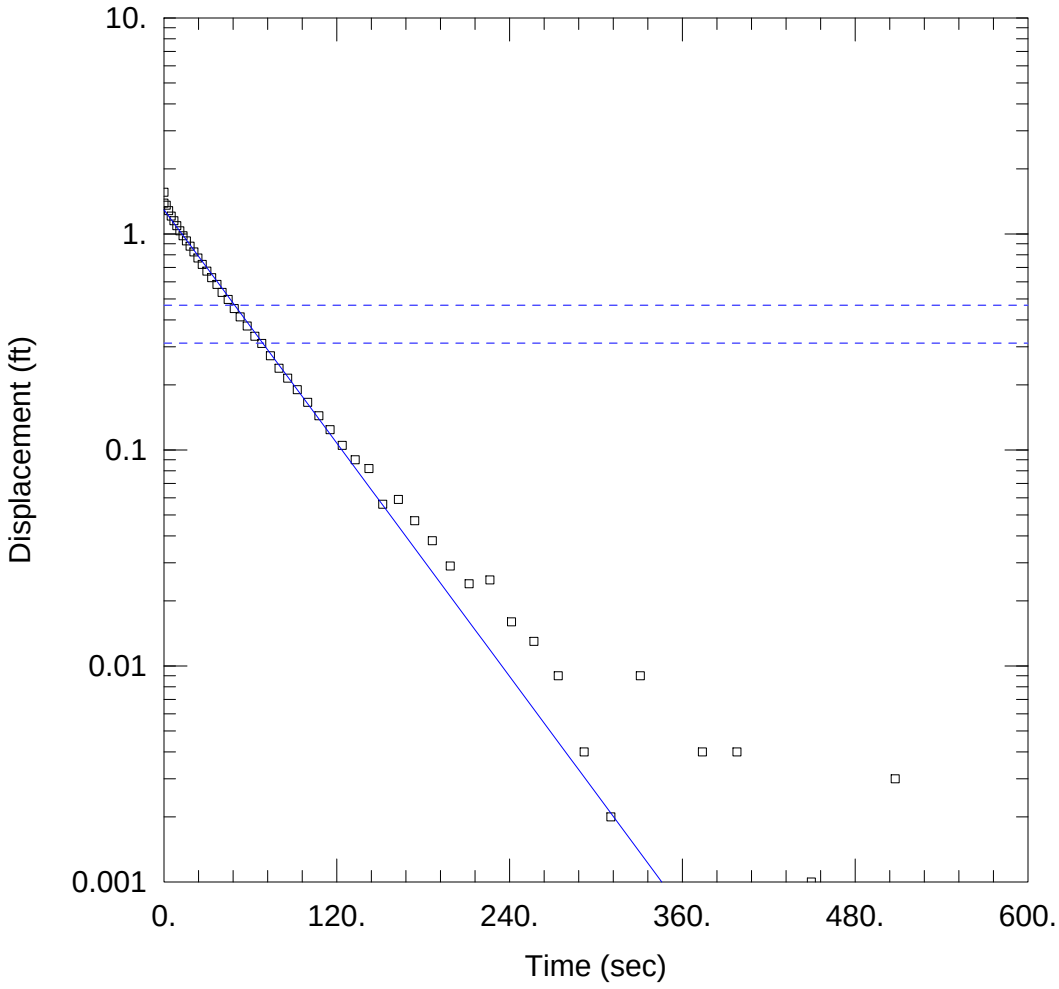

WELL TEST ANALYSIS

Data Set: C:\Users\ASinghal\Desktop\Whirlpool\Aqtesolv_Files\MW-188_RH_BR_conf.aqt
Date: 10/08/15 Time: 13:49:53

PROJECT INFORMATION

Company: Ramboll Environ
Location: Whirlpool Corporation
Test Well: MW-188
Test Date: 10/2/15

AQUIFER DATA

Saturated Thickness: 16.44 ft Anisotropy Ratio (Kz/Kr): 1.

WELL DATA (MW-188)

Initial Displacement: 1.56 ft
Total Well Penetration Depth: 16.44 ft
Casing Radius: 0.083 ft
Static Water Column Height: 16.44 ft
Screen Length: 10. ft
Well Radius: 0.344 ft

SOLUTION

Aquifer Model: Confined
Solution Method: Bouwer-Rice

K = 1.756 ft/day
y0 = 1.293 ft

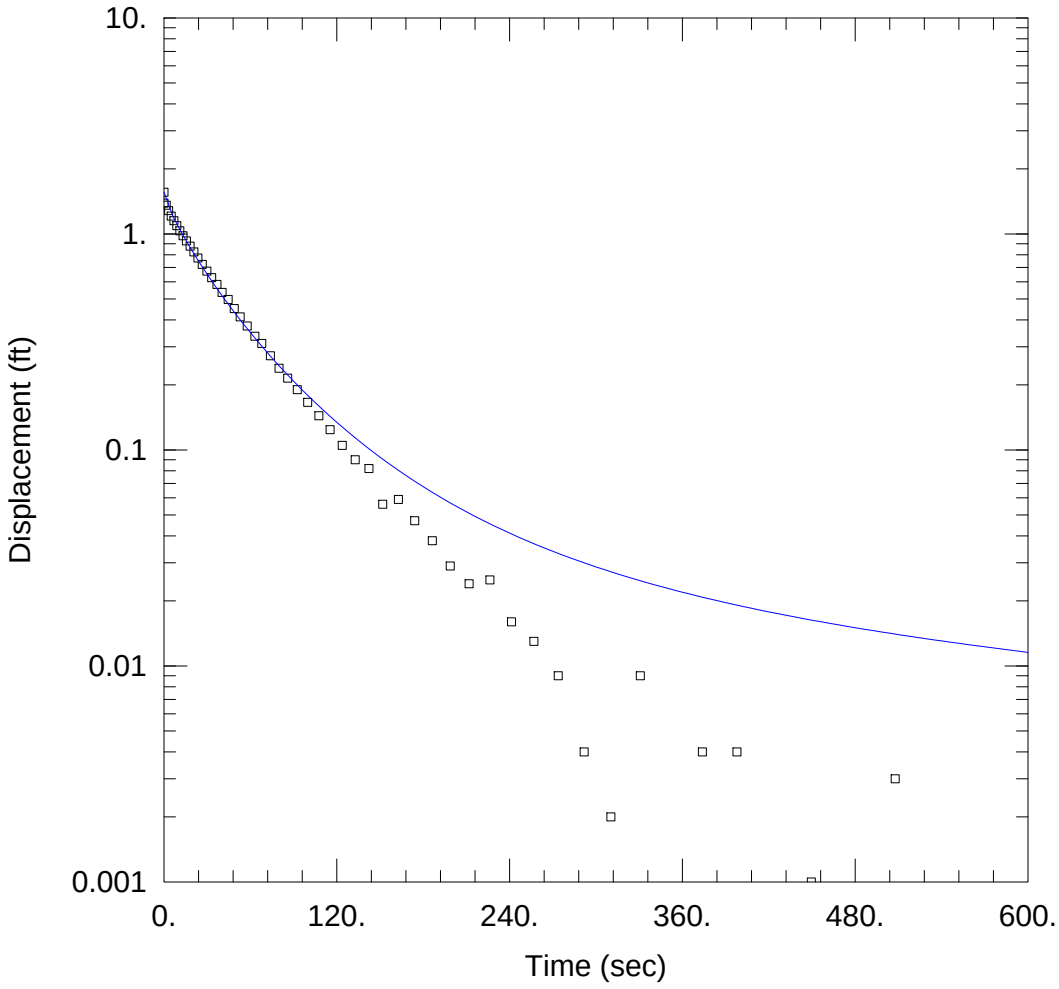

WELL TEST ANALYSIS

Data Set: C:\Users\ASinghal\Desktop\Whirlpool\Aqtesolv_Files\MW-188_RH_KGS_conf.aqt
Date: 10/08/15 Time: 13:51:02

PROJECT INFORMATION

Company: Ramboll Environ
Location: Whirlpool Corporation
Test Well: MW-188
Test Date: 10/2/15

AQUIFER DATA

Saturated Thickness: 16.44 ft

WELL DATA (MW-188)

Initial Displacement: 1.56 ft
Total Well Penetration Depth: 16.44 ft
Casing Radius: 0.083 ft
Static Water Column Height: 16.44 ft
Screen Length: 10. ft
Well Radius: 0.344 ft

SOLUTION

Aquifer Model: Confined
Solution Method: KGS Model

Kr = 2.351 ft/day
Kz/Kr = 1.
Ss = 3.505E-5 ft^{-1}

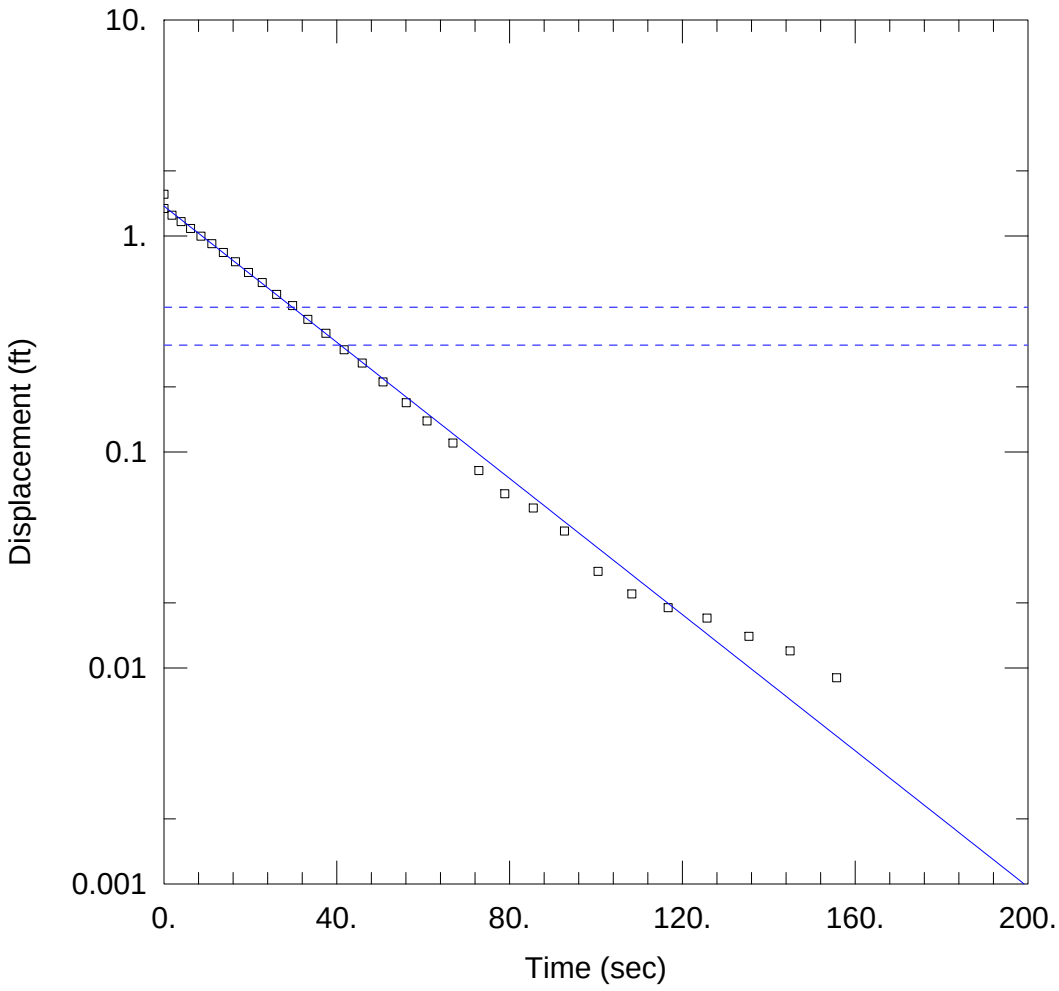

WELL TEST ANALYSIS

Data Set: C:\Users\ASinghal\Desktop\Whirlpool\Aqtesolv_Files\MW-189_LH_BR_conf.aqt
Date: 10/08/15 Time: 13:51:41

PROJECT INFORMATION

Company: Ramboll Environ
Location: Whirlpool Corporation
Test Well: MW-189
Test Date: 10/2/15

AQUIFER DATA

Saturated Thickness: 18.32 ft Anisotropy Ratio (Kz/Kr): 1.

WELL DATA (MW-189)

Initial Displacement: 1.56 ft
Total Well Penetration Depth: 18.32 ft
Casing Radius: 0.083 ft
Static Water Column Height: 18.32 ft
Screen Length: 10. ft
Well Radius: 0.344 ft

SOLUTION

Aquifer Model: Confined
Solution Method: Bouwer-Rice

K = 3.145 ft/day
y0 = 1.374 ft

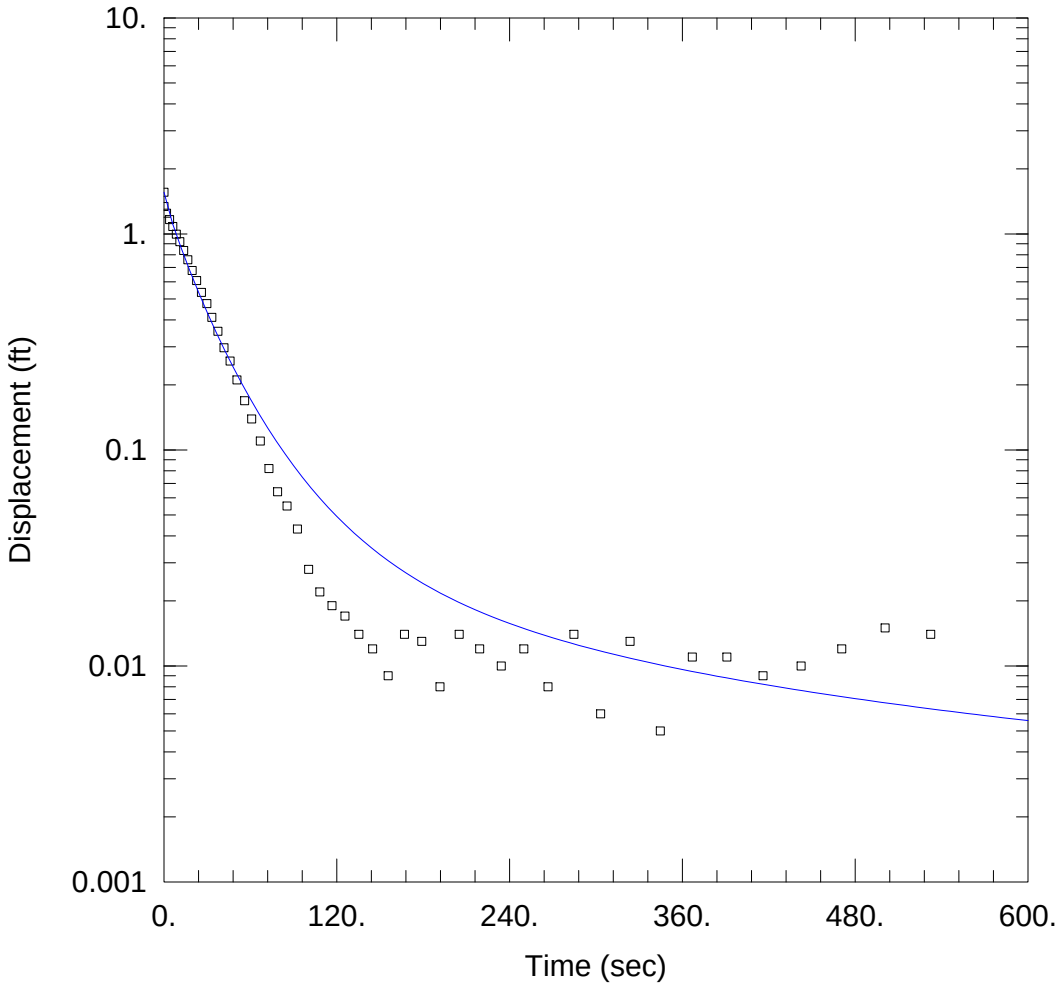

WELL TEST ANALYSIS

Data Set: C:\Users\ASinghal\Desktop\Whirlpool\Aqtesolv_Files\MW-189_LH_KGS_conf.aqt
Date: 10/08/15 Time: 13:53:18

PROJECT INFORMATION

Company: Ramboll Environ
Location: Whirlpool Corporation
Test Well: MW-189
Test Date: 10/2/15

AQUIFER DATA

Saturated Thickness: 18.32 ft

WELL DATA (MW-189)

Initial Displacement: 1.56 ft
Total Well Penetration Depth: 18.32 ft
Casing Radius: 0.083 ft
Static Water Column Height: 18.32 ft
Screen Length: 10. ft
Well Radius: 0.344 ft

SOLUTION

Aquifer Model: Confined
Solution Method: KGS Model

Kr = 4.21 ft/day
Kz/Kr = 1.
Ss = 1.334E-5 ft^{-1}

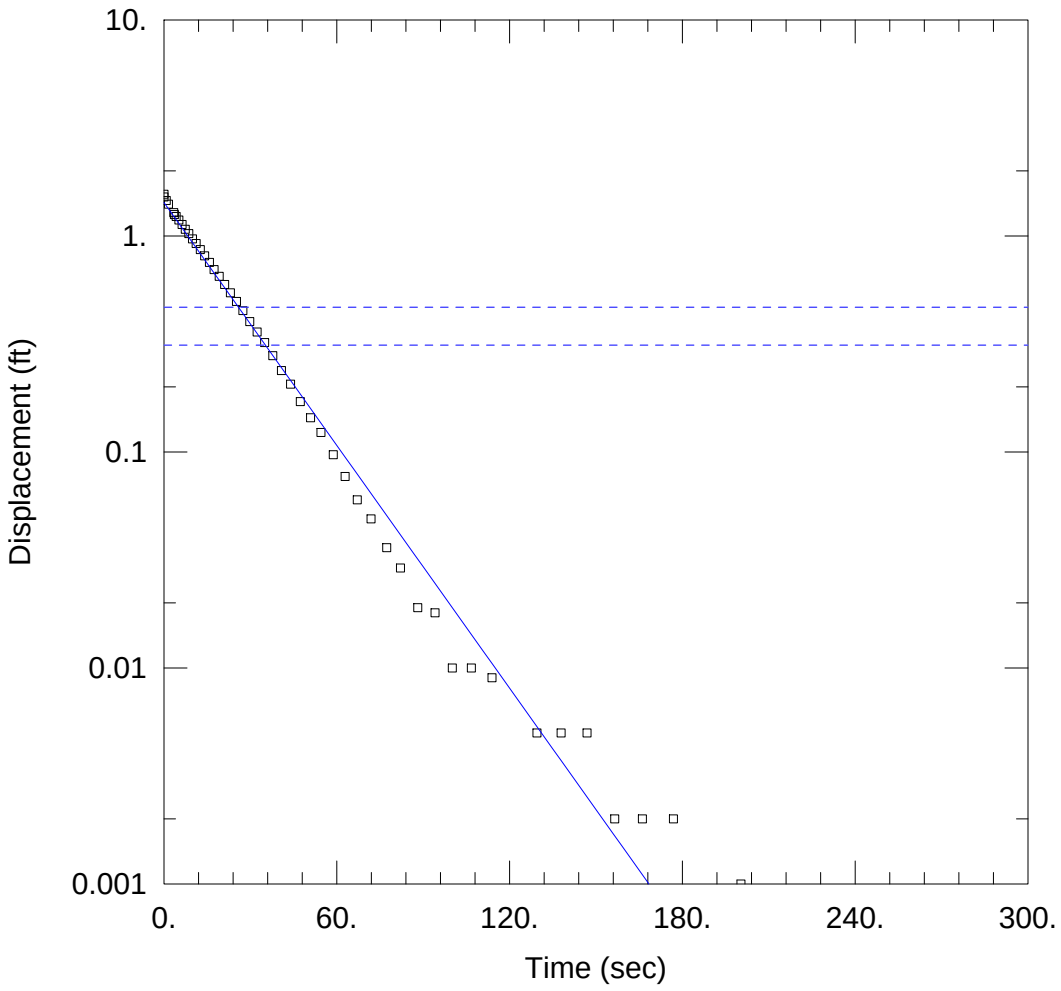

WELL TEST ANALYSIS

Data Set: C:\Users\ASinghal\Desktop\Whirlpool\Aqtesolv_Files\MW-189_RH_BR_conf.aqt
Date: 10/08/15 Time: 13:54:24

PROJECT INFORMATION

Company: Ramoll Environ
Location: Whirlpool Corporation
Test Well: MW-189
Test Date: 10/2/15

AQUIFER DATA

Saturated Thickness: 18.32 ft Anisotropy Ratio (Kz/Kr): 1.

WELL DATA (MW-189)

Initial Displacement: 1.56 ft
Total Well Penetration Depth: 18.32 ft
Casing Radius: 0.083 ft
Static Water Column Height: 18.32 ft
Screen Length: 10. ft
Well Radius: 0.344 ft

SOLUTION

Aquifer Model: Confined
Solution Method: Bouwer-Rice

K = 3.738 ft/day
y0 = 1.426 ft

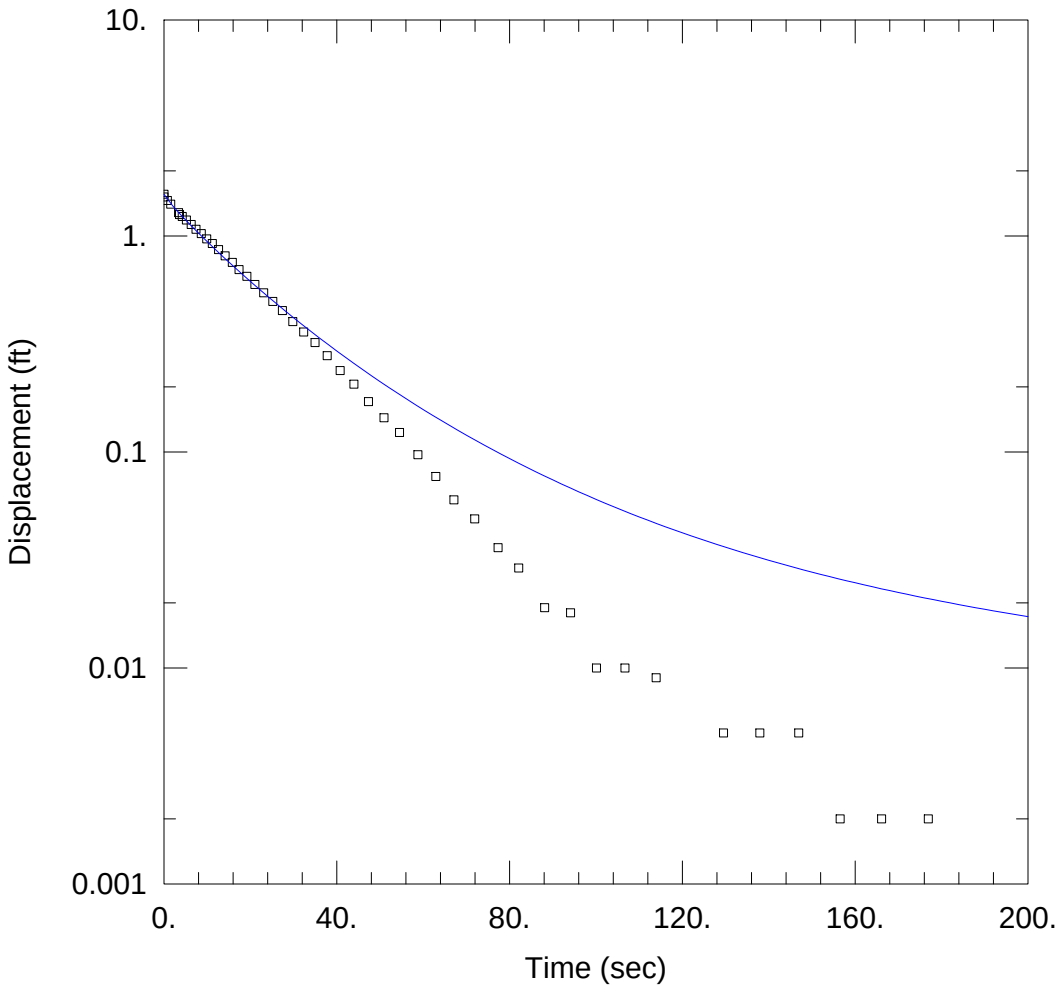

WELL TEST ANALYSIS

Data Set: C:\Users\ASinghal\Desktop\Whirlpool\Aqtesolv_Files\MW-189_RH_KGS_conf.aqt
Date: 10/08/15 Time: 13:58:21

PROJECT INFORMATION

Company: Ramboll Environ
Test Well: MW-189
Test Date: 10/2/15

AQUIFER DATA

Saturated Thickness: 18.32 ft

WELL DATA (MW-189)

Initial Displacement: 1.56 ft
Total Well Penetration Depth: 18.32 ft
Casing Radius: 0.083 ft
Static Water Column Height: 18.32 ft
Screen Length: 10. ft
Well Radius: 0.344 ft

SOLUTION

Aquifer Model: Confined
Solution Method: KGS Model

Kr = 4.862 ft/day
Kz/Kr = 1.
Ss = 3.313E-6 ft^{-1}

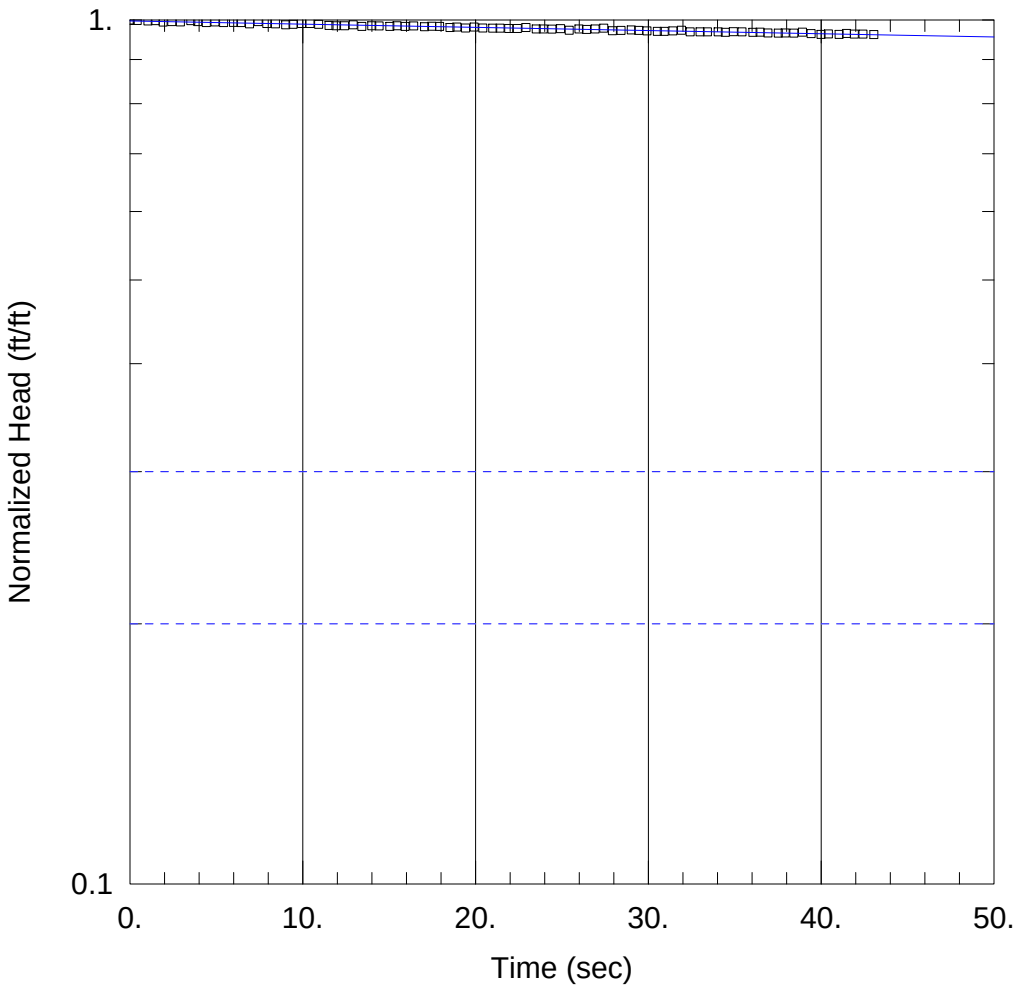

WELL TEST ANALYSIS

Data Set: H:\Whirlpool\Slug Testing\Whirlpool\Aqtesolv_Files\MW-193_LH_BR_conf.aqt
Date: 11/03/15 Time: 07:36:14

PROJECT INFORMATION

Test Well: MW-193
Test Date: 10/23/15

AQUIFER DATA

Saturated Thickness: 8.18 ft
Anisotropy Ratio (Kz/Kr): 1.

WELL DATA (MW-193)

Initial Displacement: 1.56 ft
Total Well Penetration Depth: 8.18 ft
Casing Radius: 0.083 ft
Static Water Column Height: 8.18 ft
Screen Length: 5. ft
Well Radius: 0.344 ft

SOLUTION

Aquifer Model: Confined
Solution Method: Bouwer-Rice
K = 0.1141 ft/day
y0 = 1.556 ft

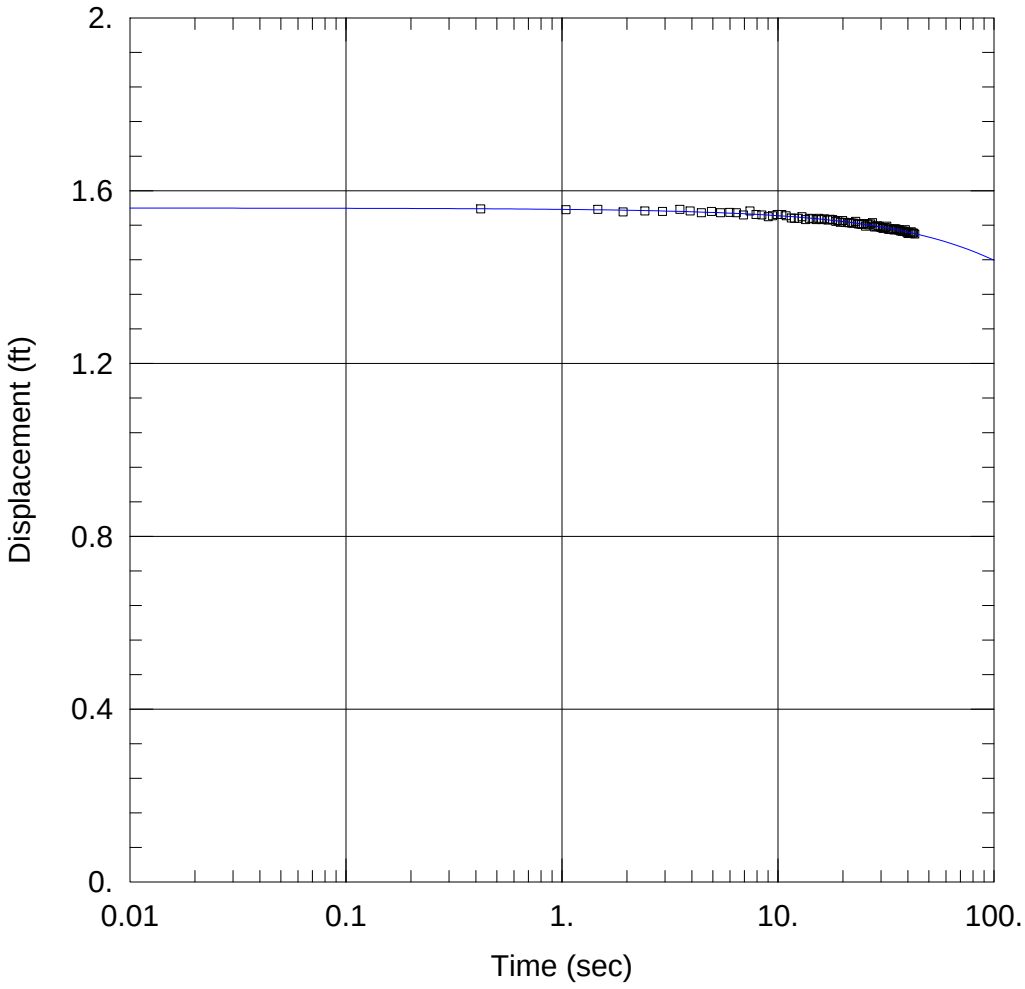

WELL TEST ANALYSIS

Data Set: H:\Whirlpool\Slug Testing\Whirlpool\Aqtesolv_Files\MW-193_LH_KGS_conf.aqt
Date: 11/03/15 Time: 07:40:51

PROJECT INFORMATION

Test Well: MW-193
Test Date: 10/23/15

AQUIFER DATA

Saturated Thickness: 8.18 ft

WELL DATA (MW-193)

Initial Displacement: 1.56 ft
Total Well Penetration Depth: 8.18 ft
Casing Radius: 0.083 ft
Static Water Column Height: 8.18 ft
Screen Length: 5. ft
Well Radius: 0.344 ft

SOLUTION

Aquifer Model: Confined
Solution Method: KGS Model

Kr = 0.124 ft/day
Kz/Kr = 1.
Ss = 2.798E-6 ft^{-1}

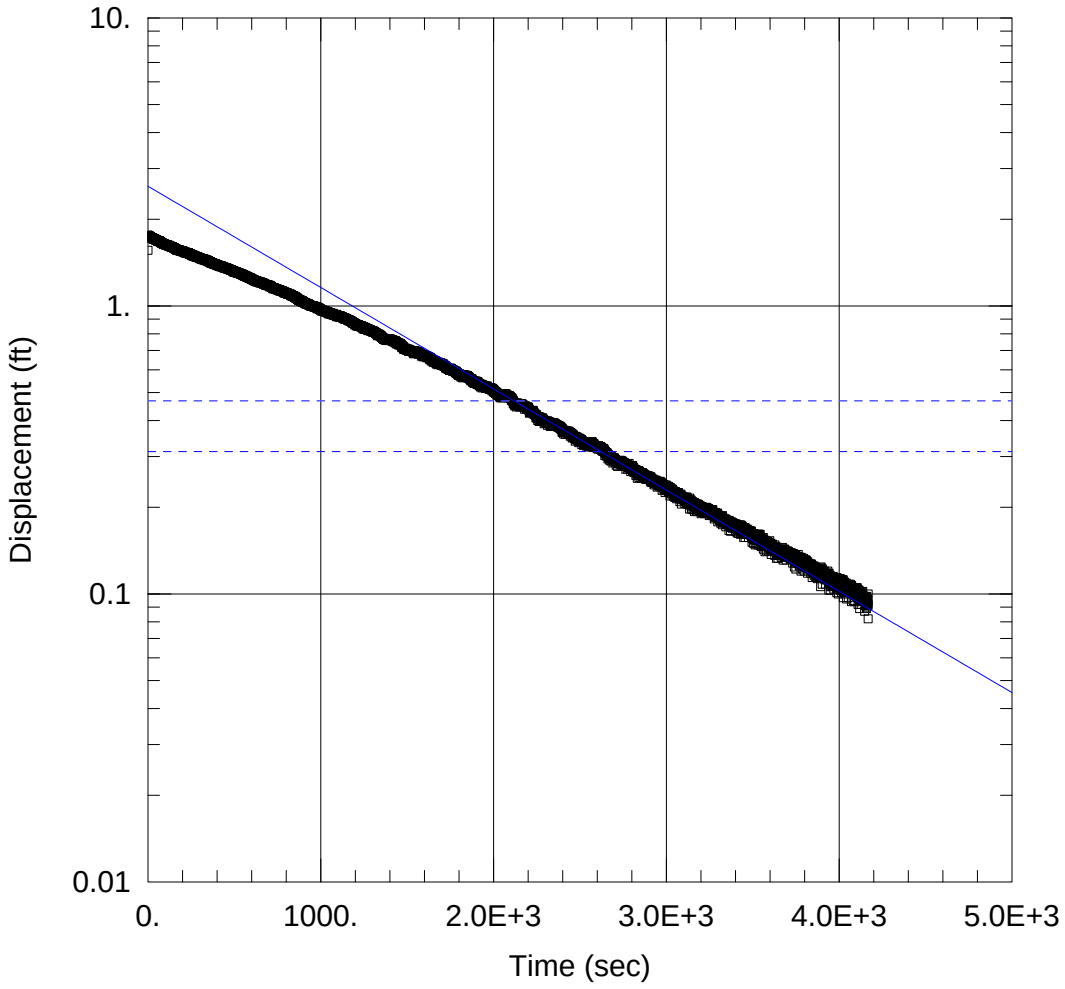

WELL TEST ANALYSIS

Data Set: H:\Whirlpool\Slug Testing\Whirlpool\Aqtesolv_Files\MW-193_RH_BR_conf.aqt
Date: 11/03/15 Time: 06:48:59

PROJECT INFORMATION

Test Well: MW-193
Test Date: 10/23/15

AQUIFER DATA

Saturated Thickness: 8.18 ft
Anisotropy Ratio (Kz/Kr): 1.

WELL DATA (MW-193)

Initial Displacement: 1.56 ft
Total Well Penetration Depth: 8.18 ft
Casing Radius: 0.083 ft
Static Water Column Height: 8.18 ft
Screen Length: 5. ft
Well Radius: 0.344 ft

SOLUTION

Aquifer Model: Confined
Solution Method: Bouwer-Rice
K = 0.1073 ft/day
y0 = 2.603 ft

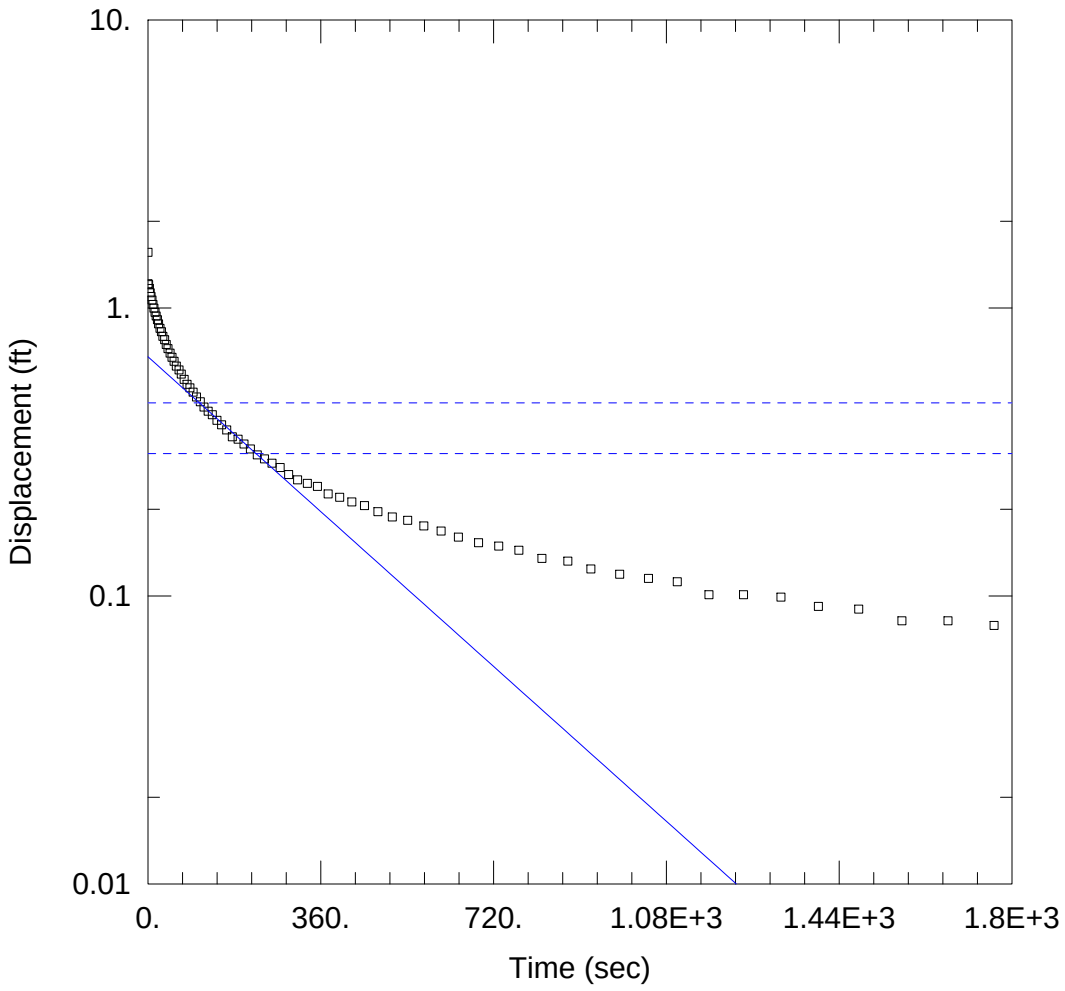

WELL TEST ANALYSIS

Data Set: C:\Users\ASinghal\Desktop\Whirlpool\Aqtesolv_Files\TMW-10_LH_BR_conf.aqt
Date: 10/08/15 Time: 13:59:01

PROJECT INFORMATION

Company: Ramboll Environ
Test Well: TMW-10
Test Date: 10/2/15

AQUIFER DATA

Saturated Thickness: 11.7 ft Anisotropy Ratio (Kz/Kr): 1.

WELL DATA (TMW-10)

Initial Displacement: 1.56 ft
Total Well Penetration Depth: 11.7 ft
Casing Radius: 0.083 ft
Static Water Column Height: 11.7 ft
Screen Length: 5. ft
Well Radius: 0.344 ft

SOLUTION

Aquifer Model: Confined
Solution Method: Bouwer-Rice

K = 0.4945 ft/day
y0 = 0.6765 ft

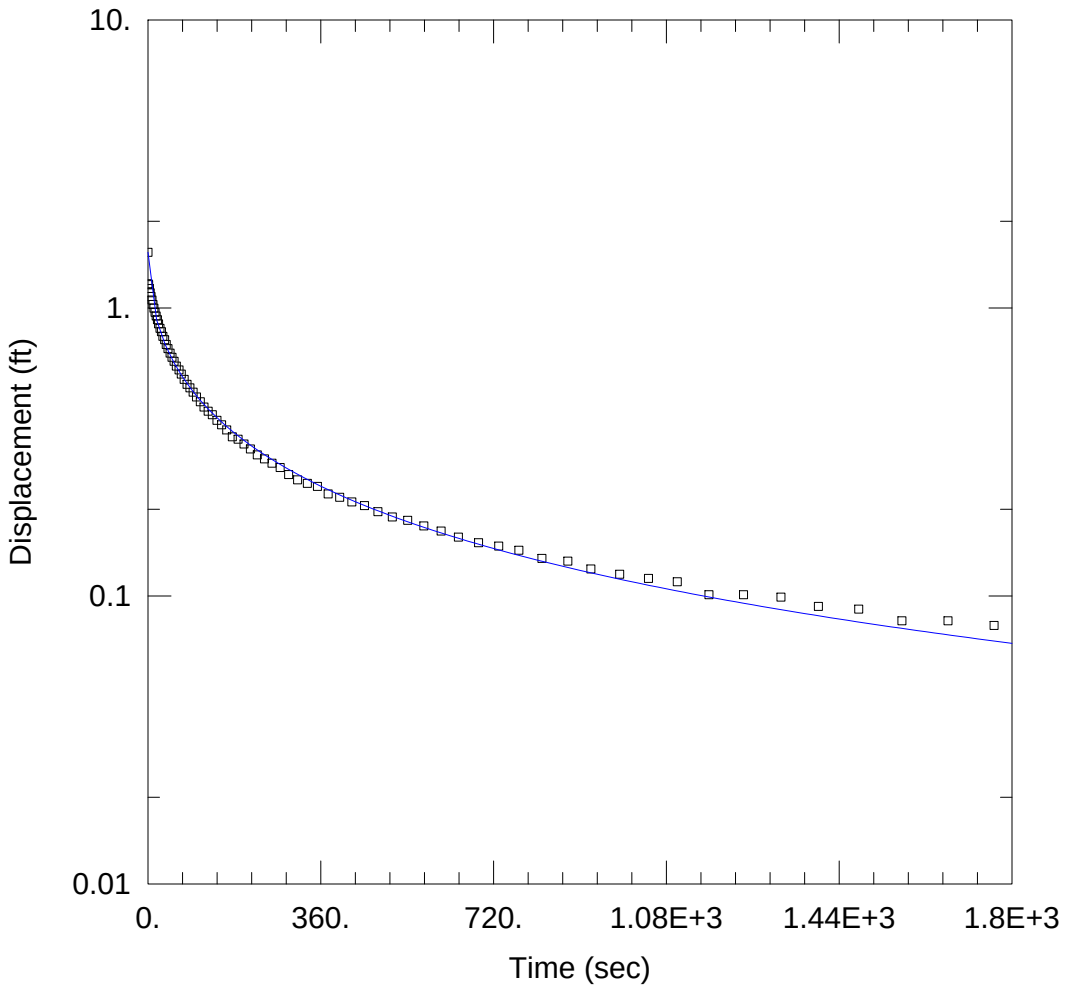

WELL TEST ANALYSIS

Data Set: C:\Users\ASinghal\Desktop\Whirlpool\Aqtesolv_Files\TMW-10_LH_KGS_conf.aqt
Date: 10/08/15 Time: 14:00:13

PROJECT INFORMATION

Company: Ramboll Environ
Test Well: TMW-10
Test Date: 10/2/15

AQUIFER DATA

Saturated Thickness: 11.7 ft

WELL DATA (TMW-10)

Initial Displacement: 1.56 ft
Total Well Penetration Depth: 11.7 ft
Casing Radius: 0.083 ft
Static Water Column Height: 11.7 ft
Screen Length: 5. ft
Well Radius: 0.344 ft

SOLUTION

Aquifer Model: Confined
Solution Method: KGS Model

Kr = 0.2843 ft/day
Kz/Kr = 1.
Ss = 0.0186 ft^{-1}

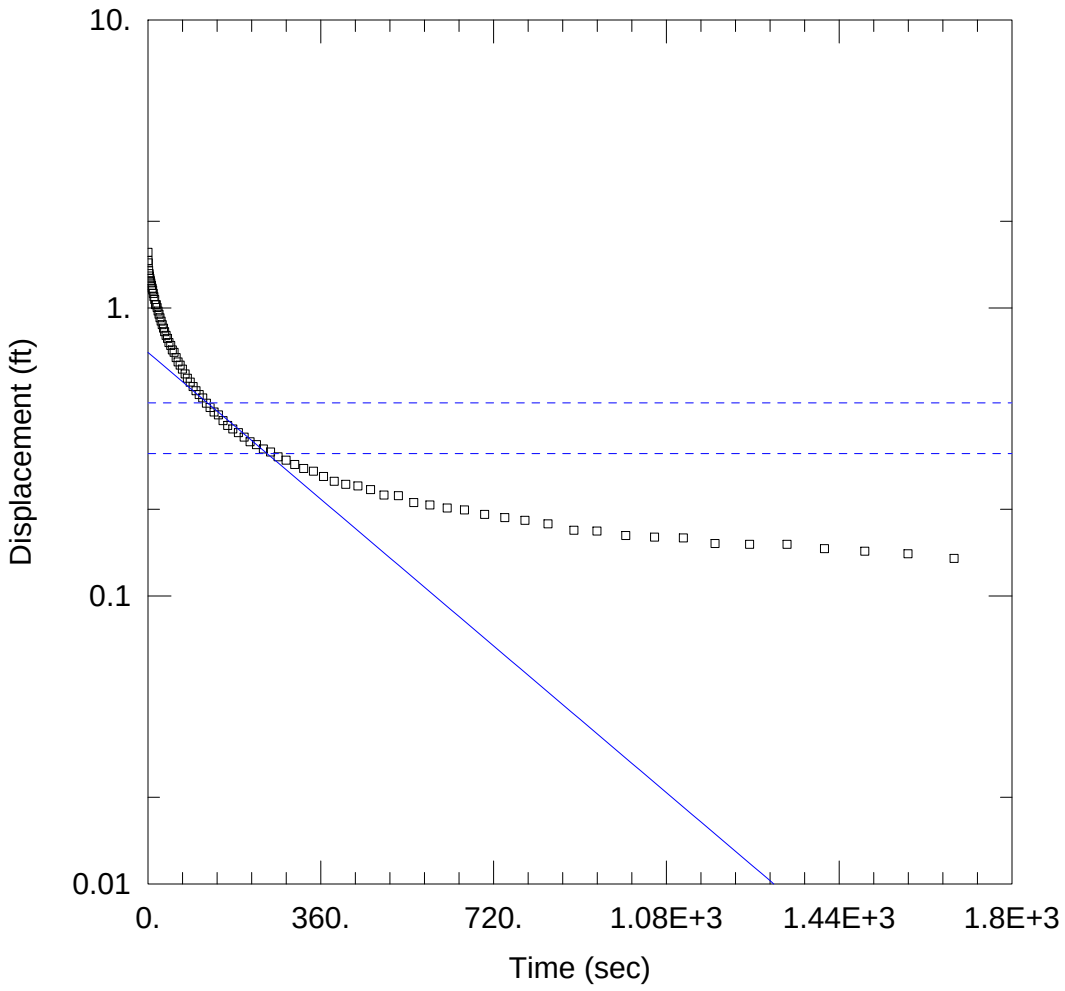

WELL TEST ANALYSIS

Data Set: C:\Users\ASinghal\Desktop\Whirlpool\Aqtesolv_Files\TMW-10_RH_BR_conf.aqt
Date: 10/08/15 Time: 14:00:41

PROJECT INFORMATION

Company: Ramboll Environ
Test Well: TMW-10
Test Date: 10/2/15

AQUIFER DATA

Saturated Thickness: 11.7 ft Anisotropy Ratio (Kz/Kr): 1.

WELL DATA (TMW-10)

Initial Displacement: 1.56 ft
Total Well Penetration Depth: 11.7 ft
Casing Radius: 0.083 ft
Static Water Column Height: 11.7 ft
Screen Length: 5. ft
Well Radius: 0.344 ft

SOLUTION

Aquifer Model: Confined
Solution Method: Bouwer-Rice

K = 0.4687 ft/day
y0 = 0.7007 ft

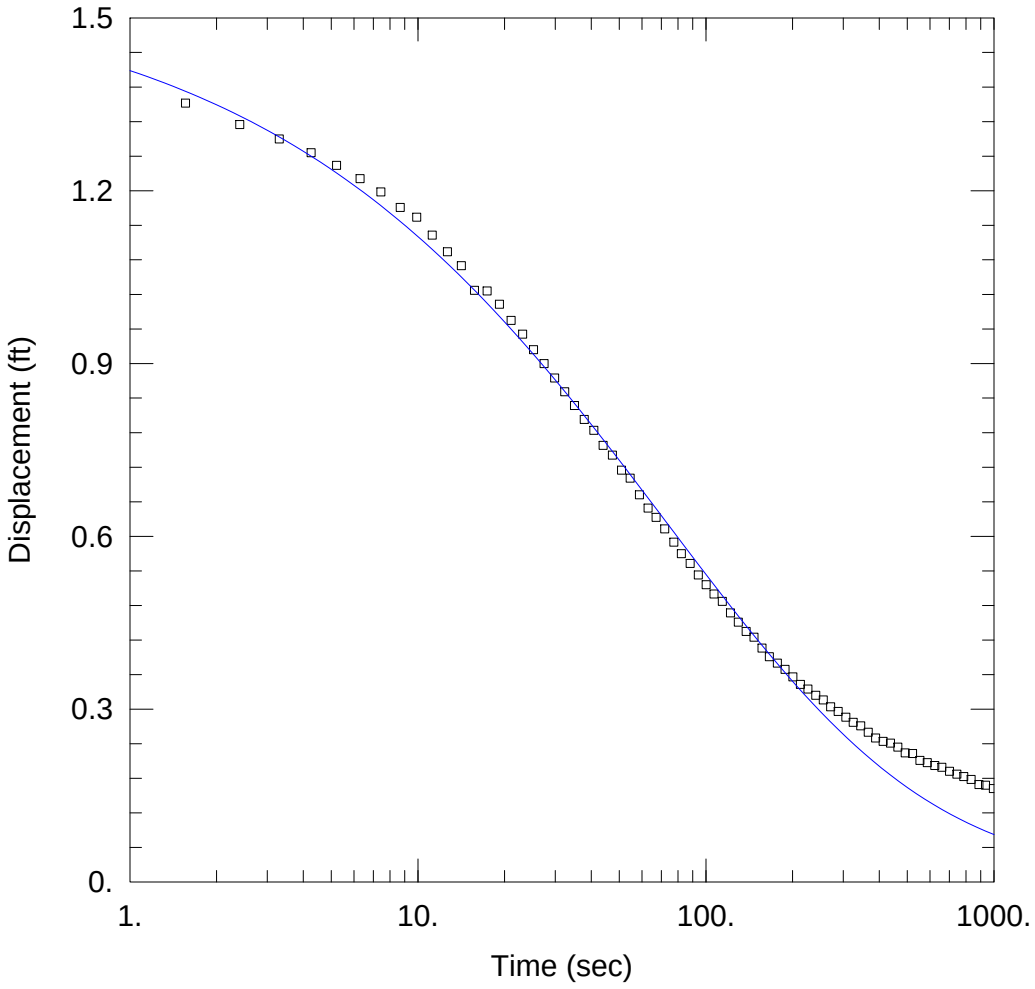

WELL TEST ANALYSIS

Data Set: C:\Users\ASinghal\Desktop\Whirlpool\Aqtesolv_Files\TMW-10_RH_KGS_conf.aqt
Date: 10/08/15 Time: 14:01:33

PROJECT INFORMATION

Company: Ramboll Environ
Test Well: TMW-10
Test Date: 10/2/15

AQUIFER DATA

Saturated Thickness: 11.7 ft

WELL DATA (TMW-10)

Initial Displacement: 1.56 ft
Total Well Penetration Depth: 11.7 ft
Casing Radius: 0.083 ft
Static Water Column Height: 11.7 ft
Screen Length: 5. ft
Well Radius: 0.344 ft

SOLUTION

Aquifer Model: Confined
Solution Method: KGS Model

Kr = 0.5368 ft/day
Kz/Kr = 1.
Ss = 0.005096 ft^{-1}

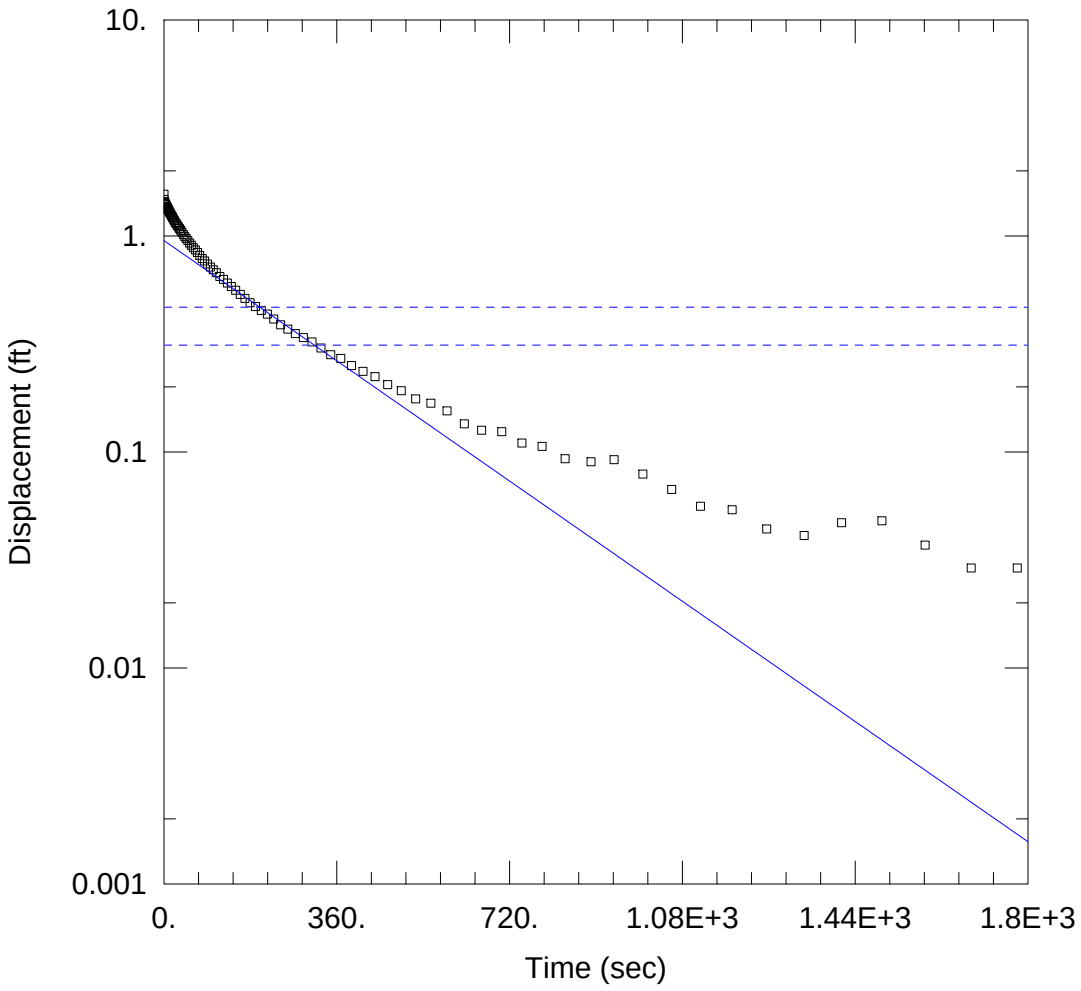

WELL TEST ANALYSIS

Data Set: C:\Users\ASinghal\Desktop\Whirlpool\Aqtesolv_Files\TMW-11_LH_BR_conf.aqt
Date: 10/08/15 Time: 14:02:36

PROJECT INFORMATION

Company: Ramboll Environ
Test Well: TMW-11
Test Date: 10/2/15

AQUIFER DATA

Saturated Thickness: 12.08 ft Anisotropy Ratio (Kz/Kr): 1.

WELL DATA (TMW-11)

Initial Displacement: 1.56 ft
Total Well Penetration Depth: 12.08 ft
Casing Radius: 0.083 ft
Static Water Column Height: 12.08 ft
Screen Length: 5. ft
Well Radius: 0.344 ft

SOLUTION

Aquifer Model: Confined
Solution Method: Bouwer-Rice

K = 0.5155 ft/day
y0 = 0.9513 ft

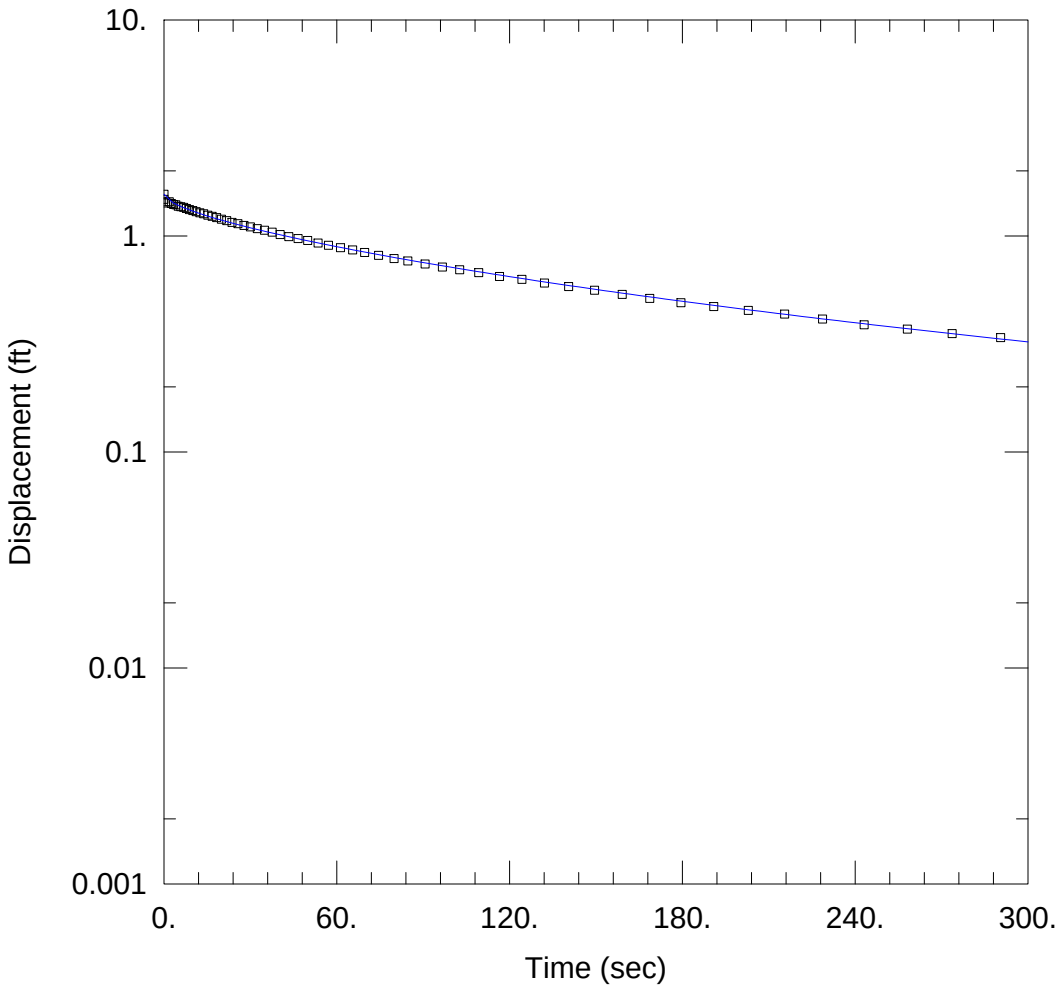

WELL TEST ANALYSIS

Data Set: C:\Users\ASinghal\Desktop\Whirlpool\Aqtesolv_Files\TMW-11_LH_KGS_conf.aqt
Date: 10/08/15 Time: 14:03:32

PROJECT INFORMATION

Company: Ramboll Environ
Test Well: TMW-11
Test Date: 10/2/15

AQUIFER DATA

Saturated Thickness: 12.08 ft

WELL DATA (TMW-11)

Initial Displacement: 1.56 ft
Total Well Penetration Depth: 12.08 ft
Casing Radius: 0.083 ft
Static Water Column Height: 12.08 ft
Screen Length: 5. ft
Well Radius: 0.344 ft

SOLUTION

Aquifer Model: Confined
Solution Method: KGS Model

Kr = 0.6741 ft/day
Kz/Kr = 1.
Ss = 0.0007354 ft^{-1}

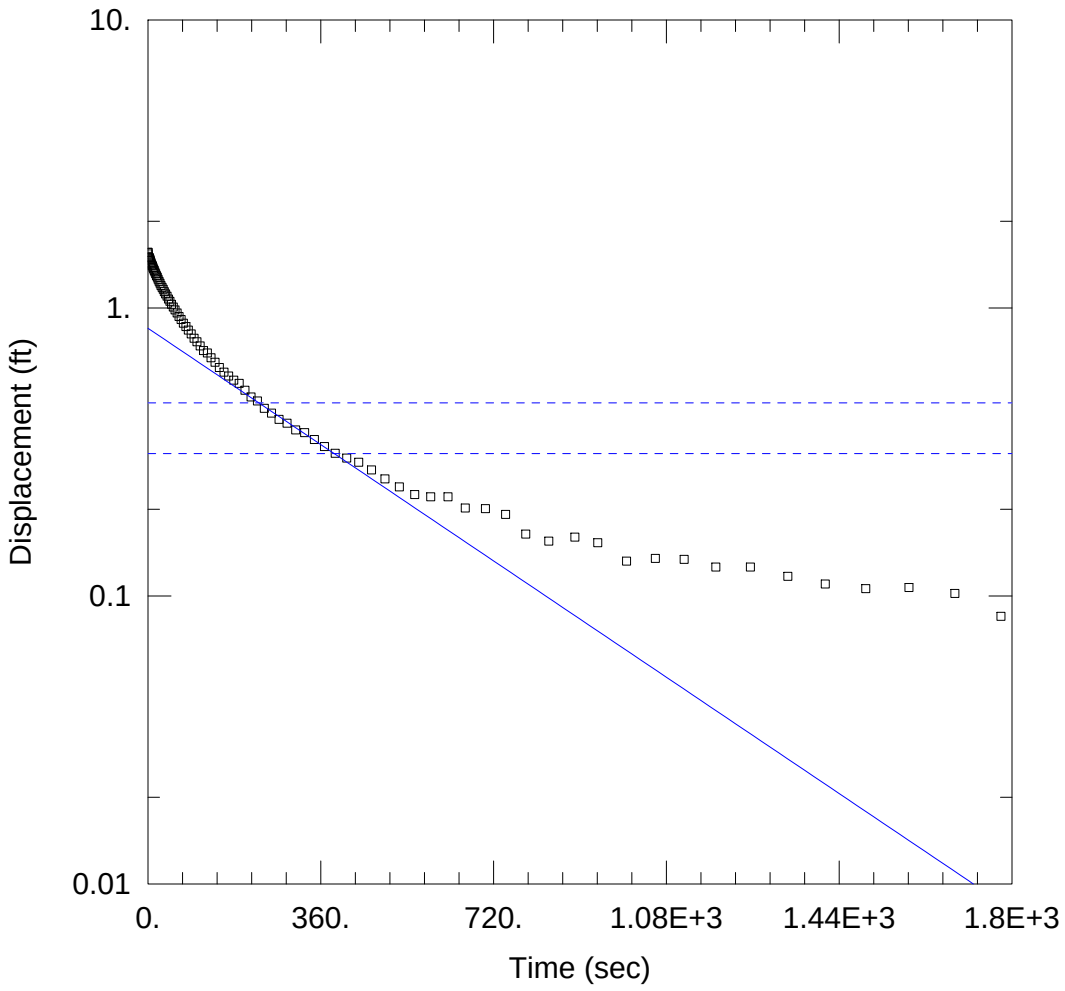

WELL TEST ANALYSIS

Data Set: C:\Users\ASinghal\Desktop\Whirlpool\Aqtesolv_Files\TMW-11_RH_BR_conf.aqt
Date: 10/08/15 Time: 14:05:14

PROJECT INFORMATION

Company: Ramboll Environ
Test Well: TMW-11
Test Date: 10/2/15

AQUIFER DATA

Saturated Thickness: 12.08 ft Anisotropy Ratio (Kz/Kr): 1.

WELL DATA (TMW-11)

Initial Displacement: 1.56 ft
Total Well Penetration Depth: 12.08 ft
Casing Radius: 0.083 ft
Static Water Column Height: 12.08 ft
Screen Length: 5. ft
Well Radius: 0.344 ft

SOLUTION

Aquifer Model: Confined
Solution Method: Bouwer-Rice

K = 0.3741 ft/day
y0 = 0.85 ft

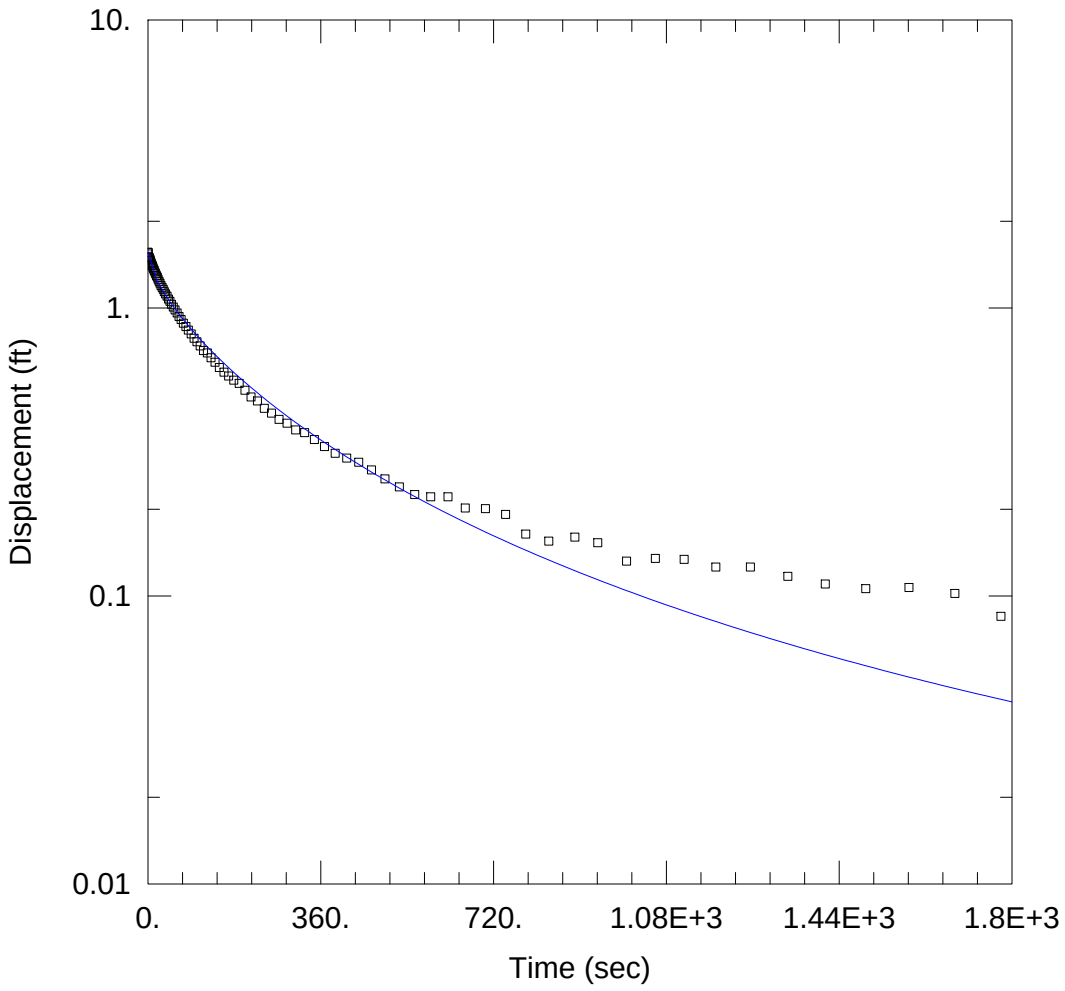

WELL TEST ANALYSIS

Data Set: C:\Users\ASinghal\Desktop\Whirlpool\Aqtesolv_Files\TMW-11_RH_KGS_conf.aqt
Date: 10/08/15 Time: 14:05:47

PROJECT INFORMATION

Company: Ramboll Environ
Test Well: TMW-11
Test Date: 10/2/15

AQUIFER DATA

Saturated Thickness: 12.08 ft

WELL DATA (TMW-11)

Initial Displacement: 1.56 ft
Total Well Penetration Depth: 12.08 ft
Casing Radius: 0.083 ft
Static Water Column Height: 12.08 ft
Screen Length: 5. ft
Well Radius: 0.344 ft

SOLUTION

Aquifer Model: Confined
Solution Method: KGS Model

Kr = 0.5215 ft/day
Kz/Kr = 1.
Ss = 0.000724 ft^{-1}

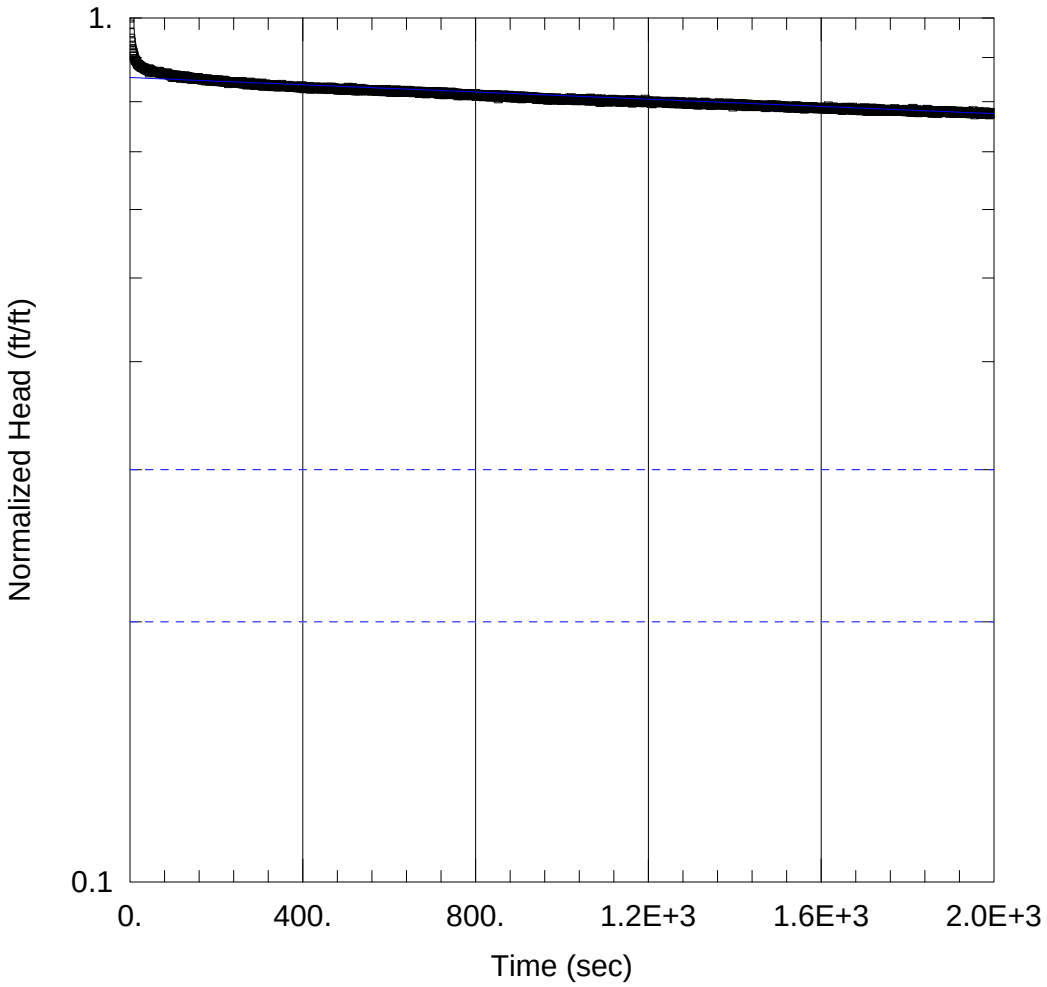

WELL TEST ANALYSIS

Data Set: H:\Whirlpool\Slug Testing\Whirlpool\Aqtesolv_Files\MW-67R_RH_BR_AS.aqt
Date: 11/03/15 Time: 07:09:46

PROJECT INFORMATION

Test Well: MW-67R
Test Date: 10/23/15

AQUIFER DATA

Saturated Thickness: 15.13 ft
Anisotropy Ratio (Kz/Kr): 1.

WELL DATA (MW-67R)

Initial Displacement: 1.6 ft
Static Water Column Height: 15.13 ft
Total Well Penetration Depth: 15.13 ft
Screen Length: 5. ft
Casing Radius: 0.083 ft
Well Radius: 0.25 ft

SOLUTION

Aquifer Model: Confined
Solution Method: Bouwer-Rice
K = 0.008153 ft/day
y0 = 1.365 ft

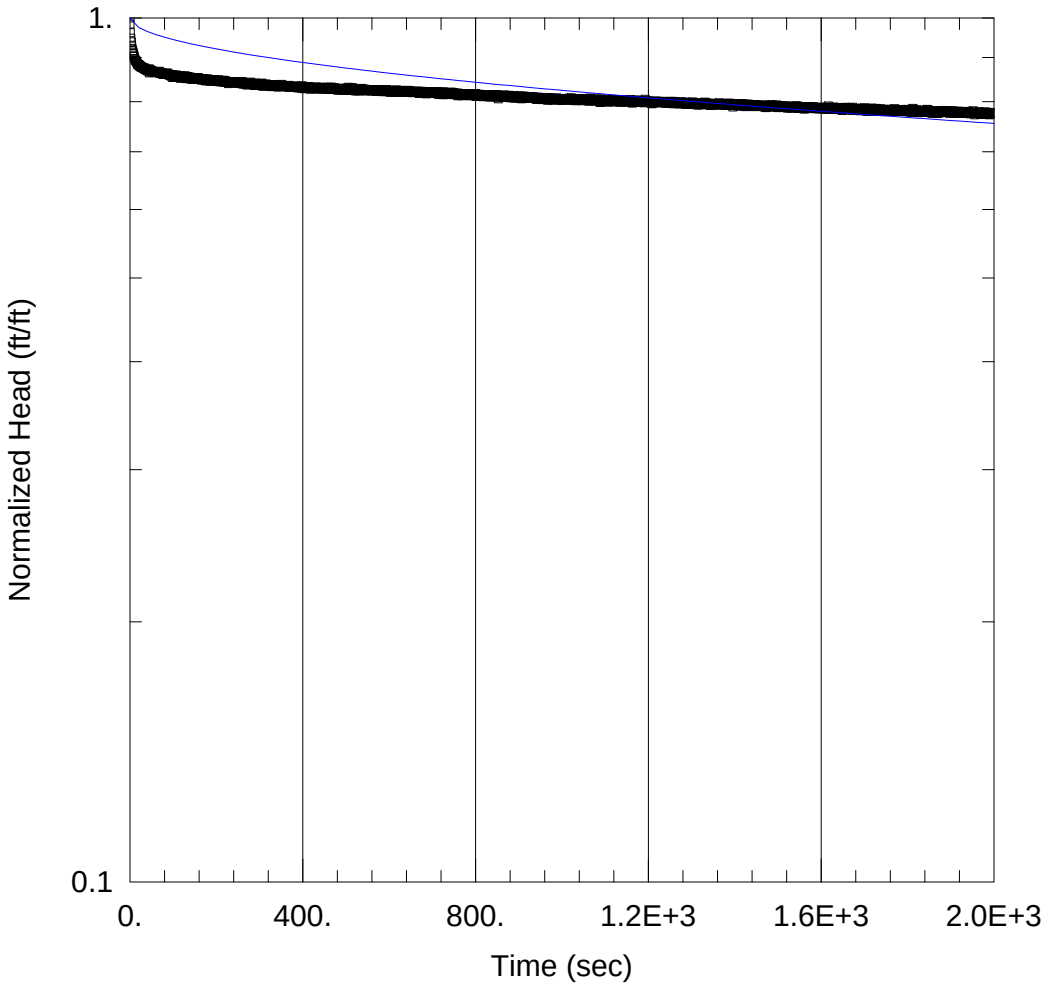

WELL TEST ANALYSIS

Data Set: H:\Whirlpool\Slug Testing\Whirlpool\Aqtesolv_Files\MW-67R_RH_KGS_AS.aqt
Date: 11/03/15 Time: 07:19:24

PROJECT INFORMATION

Test Well: MW-67R
Test Date: 10/23/15

AQUIFER DATA

Saturated Thickness: 15.13 ft

WELL DATA (MW-67R)

Initial Displacement: 1.6 ft
Total Well Penetration Depth: 15.13 ft
Casing Radius: 0.083 ft
Static Water Column Height: 15.13 ft
Screen Length: 5. ft
Well Radius: 0.25 ft
Gravel Pack Porosity: 0.

SOLUTION

Aquifer Model: Unconfined
Solution Method: KGS Model

Kr = 0.003289 ft/day
Kz/Kr = 1.
Ss = 0.004844 ft^{-1}

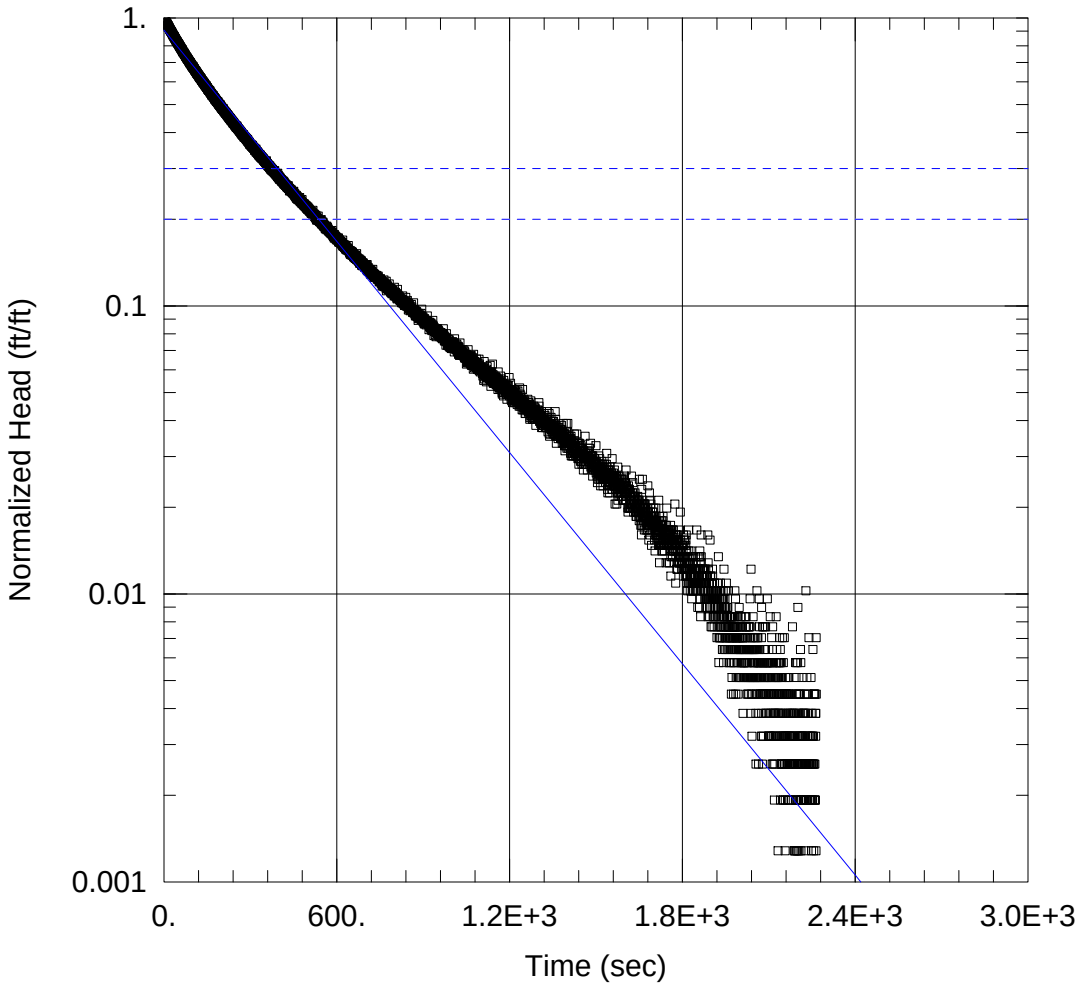

WELL TEST ANALYSIS

Data Set: H:\Whirlpool\Slug Testing\Whirlpool\Aqtesolv_Files\MW-184_LH_BR.aqt
Date: 11/03/15 Time: 07:24:31

PROJECT INFORMATION

Test Well: MW-184
Test Date: 10/23/15

AQUIFER DATA

Saturated Thickness: 16.31 ft
Anisotropy Ratio (Kz/Kr): 1.

WELL DATA (MW-184)

Initial Displacement: 1.56 ft
Total Well Penetration Depth: 16.31 ft
Casing Radius: 0.083 ft
Static Water Column Height: 16.31 ft
Screen Length: 5. ft
Well Radius: 0.344 ft

SOLUTION

Aquifer Model: Unconfined
Solution Method: Bouwer-Rice
K = 0.4328 ft/day
y0 = 1.414 ft

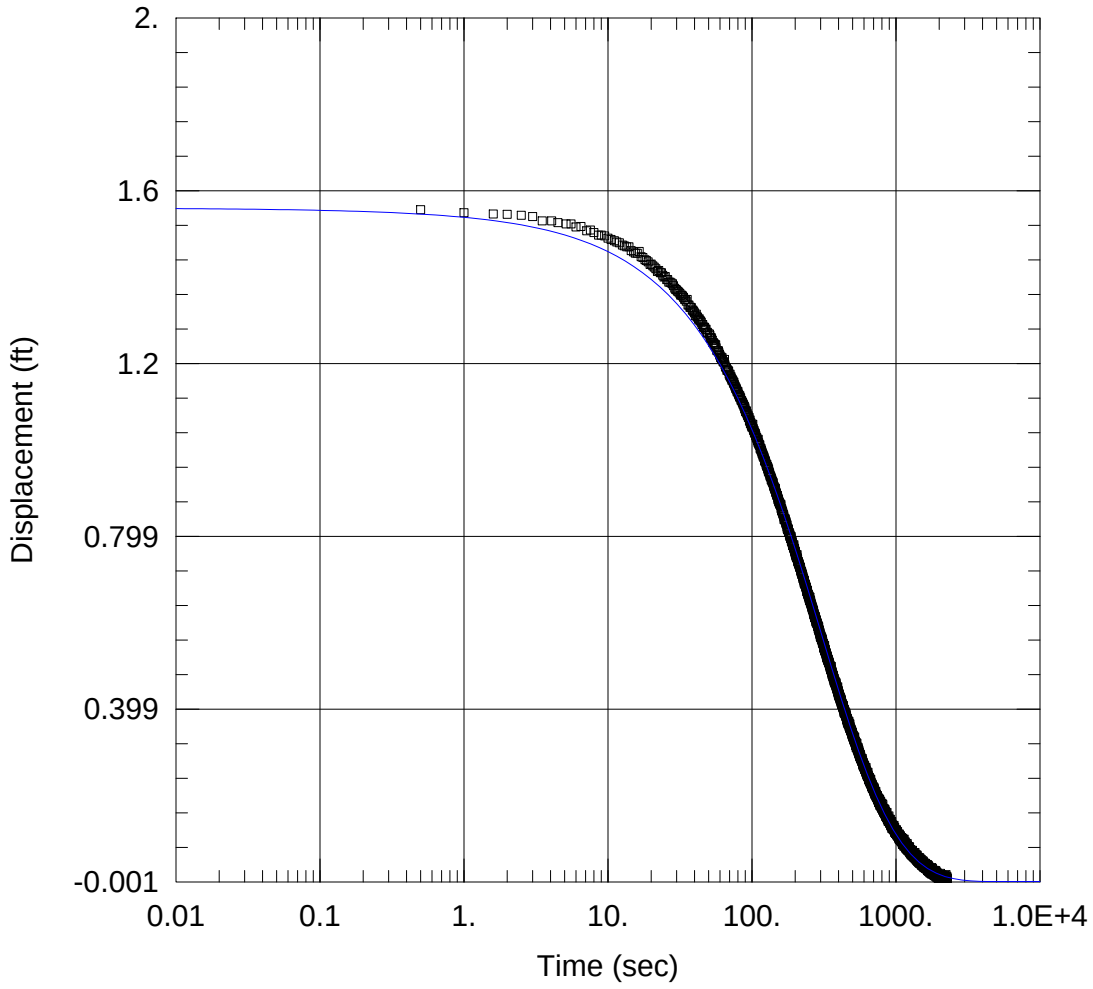

WELL TEST ANALYSIS

Data Set: H:\Whirlpool\Slug Testing\Whirlpool\Aqtesolv_Files\MW-184_LH_KGS.aqt
Date: 11/03/15 Time: 07:25:54

PROJECT INFORMATION

Test Well: MW-184
Test Date: 10/23/15

AQUIFER DATA

Saturated Thickness: 16.31 ft

WELL DATA (MW-184)

Initial Displacement: 1.56 ft
Total Well Penetration Depth: 16.31 ft
Casing Radius: 0.083 ft
Static Water Column Height: 16.31 ft
Screen Length: 5. ft
Well Radius: 0.344 ft

SOLUTION

Aquifer Model: Unconfined
Solution Method: KGS Model

Kr = 0.5113 ft/day
Kz/Kr = 1.
Ss = 5.451E-5 ft^{-1}

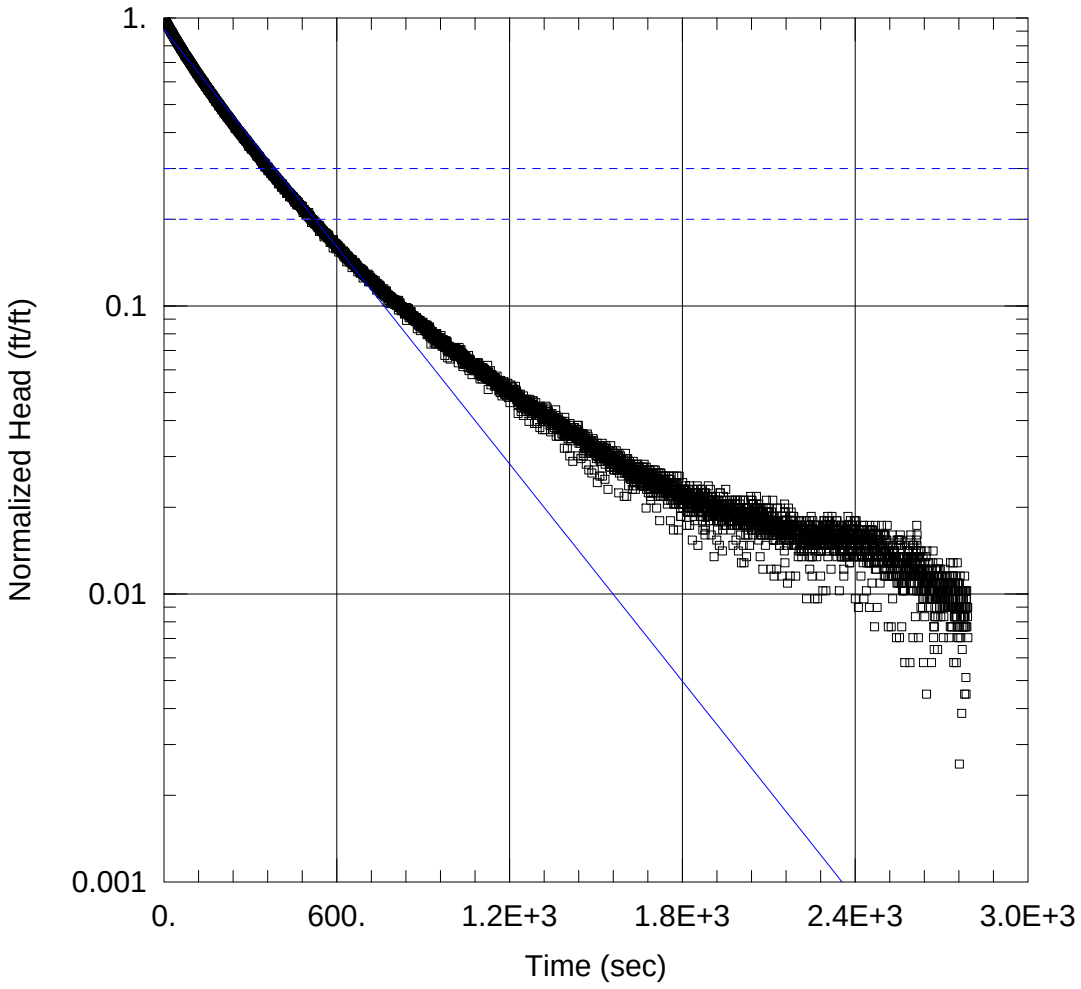

WELL TEST ANALYSIS

Data Set: H:\Whirlpool\Slug Testing\Whirlpool\Aqtesolv_Files\MW-184_RH_BR.aqt
Date: 11/03/15 Time: 07:26:52

PROJECT INFORMATION

Test Well: MW-184_RH
Test Date: 10/23/15

AQUIFER DATA

Saturated Thickness: 16.31 ft
Anisotropy Ratio (Kz/Kr): 1.

WELL DATA (MW-184)

Initial Displacement: 1.56 ft
Static Water Column Height: 16.31 ft
Total Well Penetration Depth: 16.31 ft
Screen Length: 5. ft
Casing Radius: 0.083 ft
Well Radius: 0.344 ft

SOLUTION

Aquifer Model: Unconfined
Solution Method: Bouwer-Rice
K = 0.4452 ft/day
y0 = 1.422 ft

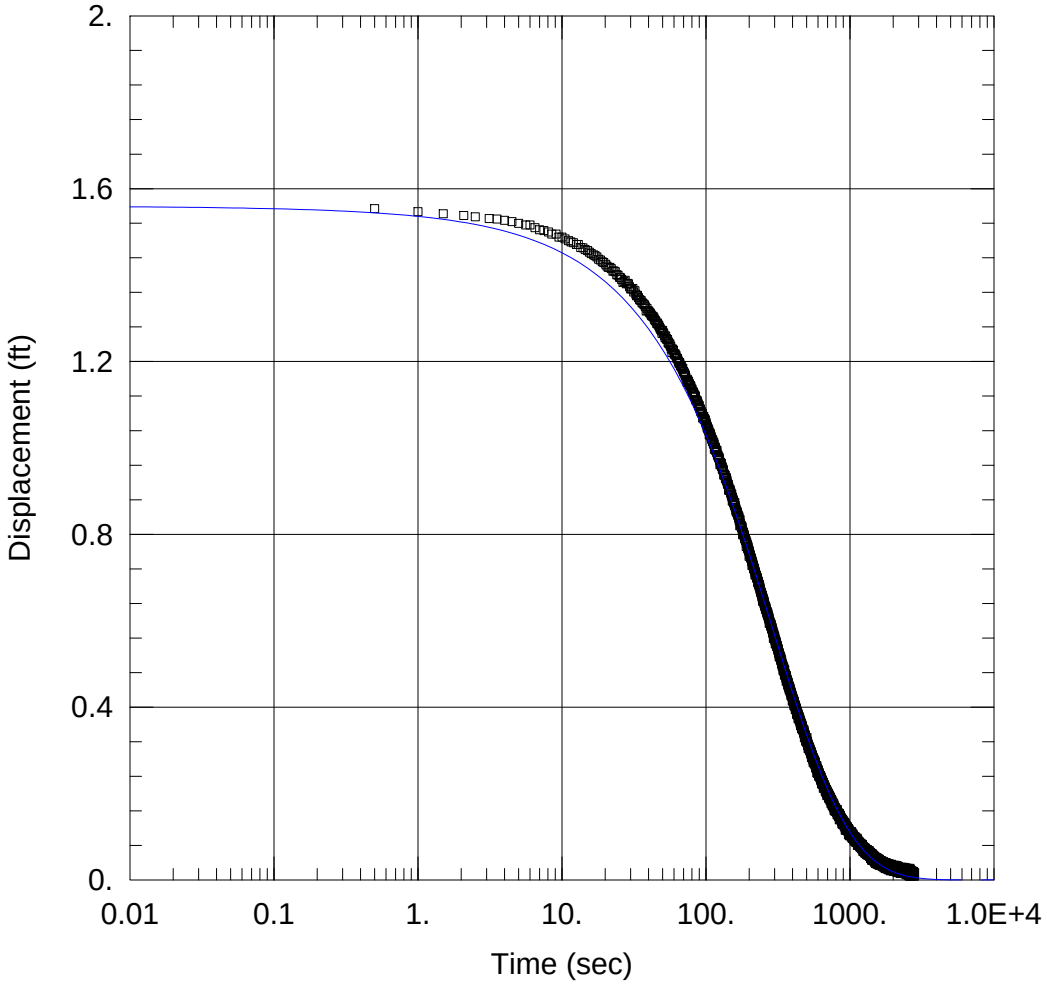

WELL TEST ANALYSIS

Data Set: H:\Whirlpool\Slug Testing\Whirlpool\Aqtesolv_Files\MW-184_RH_KGS.aqt
Date: 11/03/15 Time: 07:27:54

PROJECT INFORMATION

Test Well: MW-184_RH
Test Date: 10/23/15

AQUIFER DATA

Saturated Thickness: 16.31 ft

WELL DATA (MW-184)

Initial Displacement: 1.56 ft
Total Well Penetration Depth: 16.31 ft
Casing Radius: 0.083 ft
Static Water Column Height: 16.31 ft
Screen Length: 5. ft
Well Radius: 0.344 ft

SOLUTION

Aquifer Model: Unconfined
Solution Method: KGS Model

Kr = 0.5126 ft/day
Kz/Kr = 1.
Ss = 6.999E-5 ft^{-1}

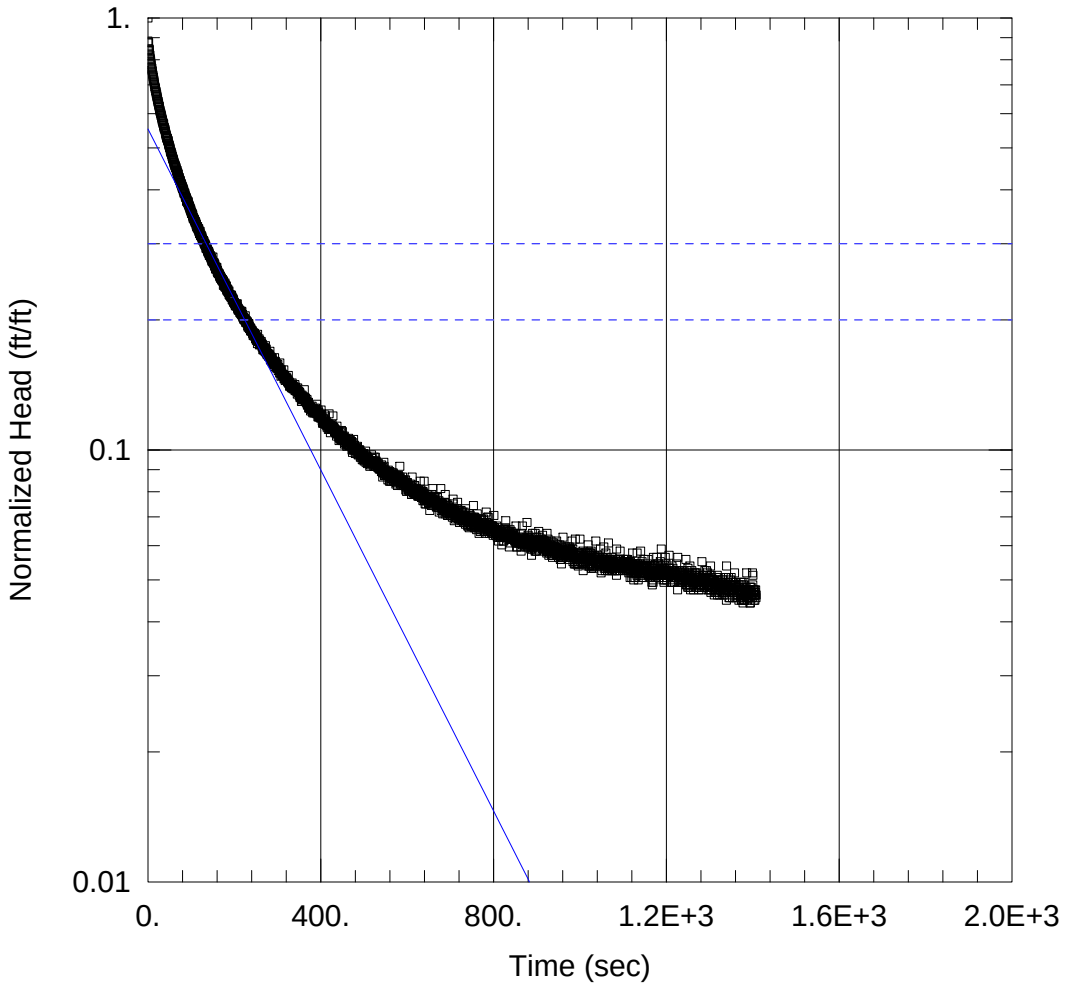

WELL TEST ANALYSIS

Data Set: H:\Whirlpool\Slug Testing\Whirlpool\Aqtesolv_Files\MW-186_LH_BR.aqt
Date: 11/03/15 Time: 07:29:33

PROJECT INFORMATION

Test Well: MW-186_LH
Test Date: 10/23/15

AQUIFER DATA

Saturated Thickness: 14.57 ft
Anisotropy Ratio (Kz/Kr): 1.

WELL DATA (MW-186)

Initial Displacement: 1.56 ft
Static Water Column Height: 14.57 ft
Total Well Penetration Depth: 14.57 ft
Screen Length: 10. ft
Casing Radius: 0.083 ft
Well Radius: 0.344 ft

SOLUTION

Aquifer Model: Unconfined
Solution Method: Bouwer-Rice
K = 0.3752 ft/day
y0 = 0.8631 ft

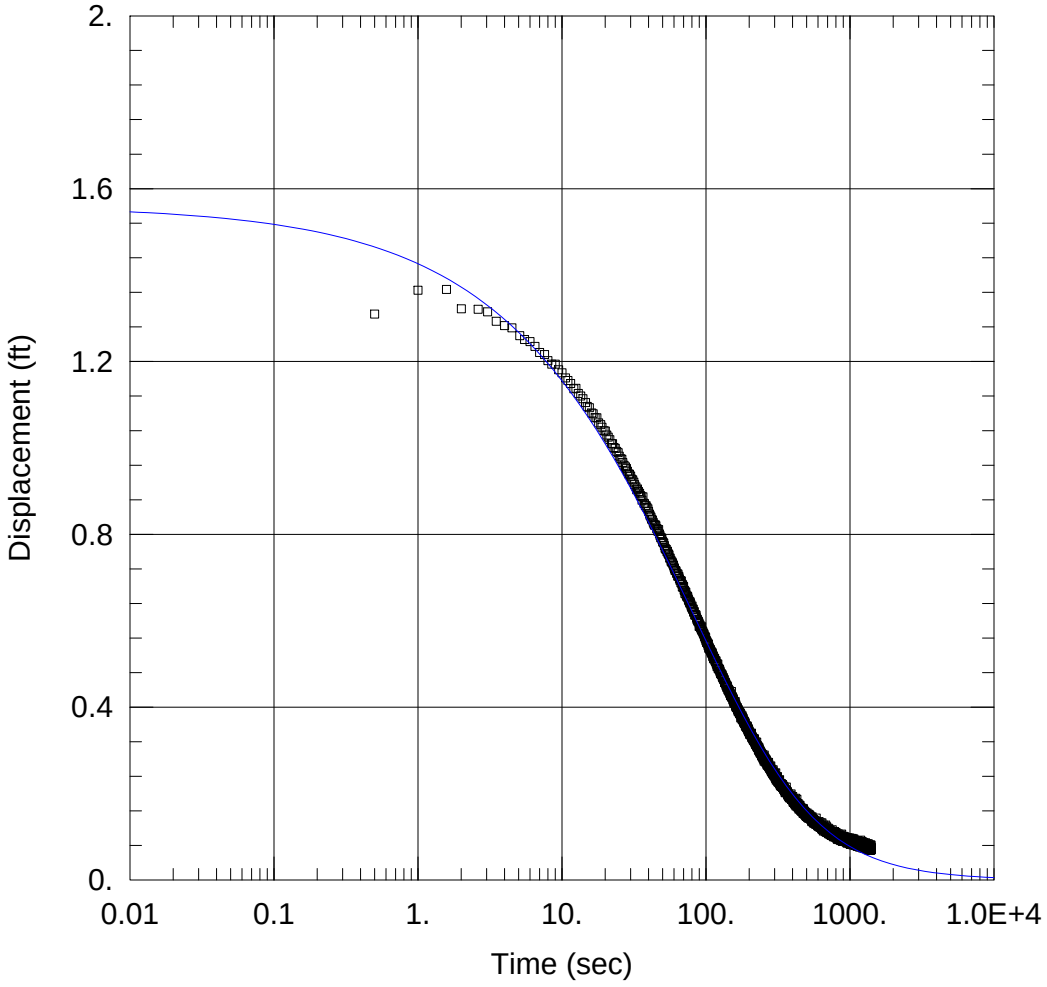

WELL TEST ANALYSIS

Data Set: H:\Whirlpool\Slug Testing\Whirlpool\Aqtesolv_Files\MW-186_LH_KGS.aqt
Date: 11/03/15 Time: 07:31:27

PROJECT INFORMATION

Test Well: MW-186_LH
Test Date: 10/23/15

AQUIFER DATA

Saturated Thickness: 14.57 ft

WELL DATA (MW-186)

Initial Displacement: 1.56 ft
Total Well Penetration Depth: 14.57 ft
Casing Radius: 0.083 ft
Static Water Column Height: 14.57 ft
Screen Length: 10. ft
Well Radius: 0.344 ft

SOLUTION

Aquifer Model: Unconfined
Solution Method: KGS Model

Kr = 0.3216 ft/day
Kz/Kr = 1.
Ss = 0.001571 ft^{-1}

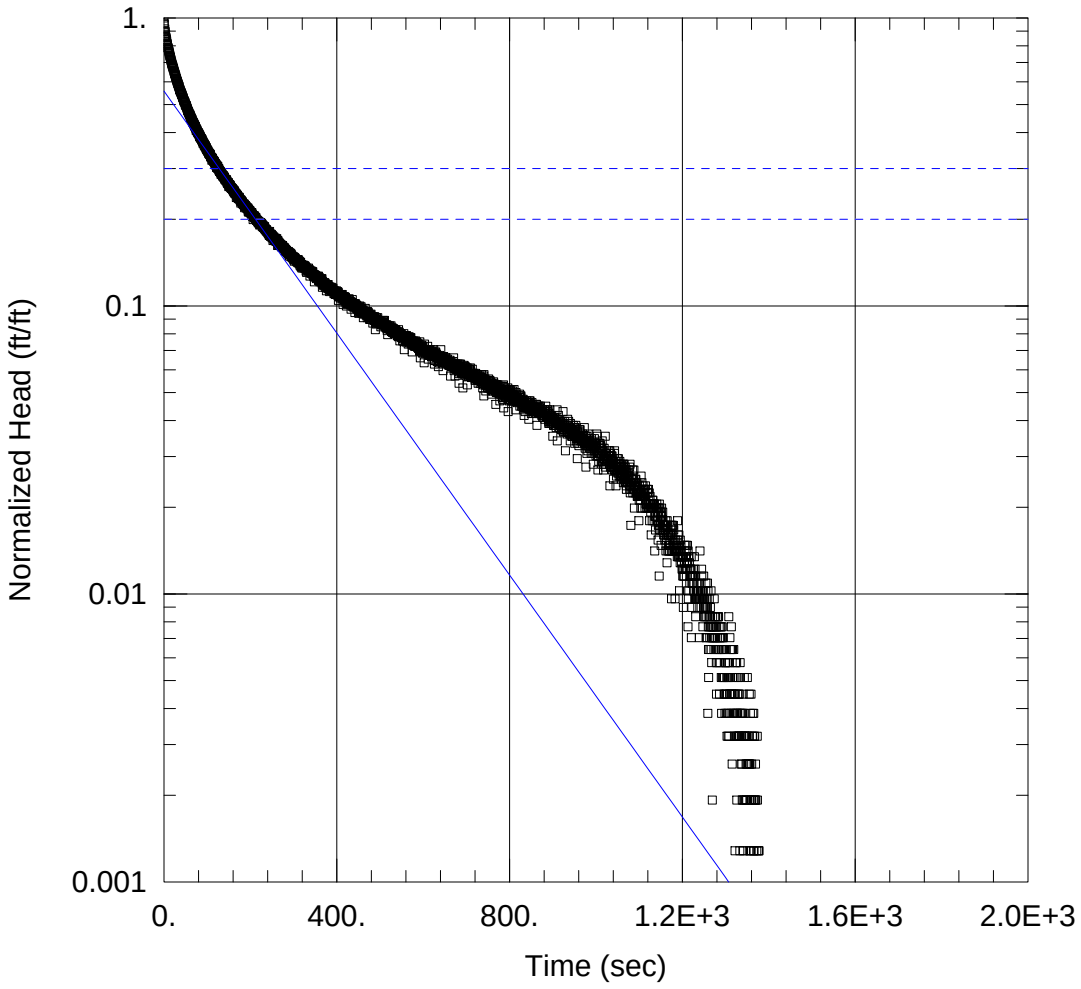

WELL TEST ANALYSIS

Data Set: H:\Whirlpool\Slug Testing\Whirlpool\Aqtesolv_Files\MW-186_RH_BR.aqt
Date: 11/03/15 Time: 07:32:46

PROJECT INFORMATION

Test Well: MW-186_LH
Test Date: 10/23/15

AQUIFER DATA

Saturated Thickness: 14.57 ft
Anisotropy Ratio (Kz/Kr): 1.

WELL DATA (MW-186)

Initial Displacement: 1.56 ft
Static Water Column Height: 14.57 ft
Total Well Penetration Depth: 14.57 ft
Screen Length: 10. ft
Casing Radius: 0.083 ft
Well Radius: 0.344 ft

SOLUTION

Aquifer Model: Unconfined
Solution Method: Bouwer-Rice

K = 0.3994 ft/day
y0 = 0.8686 ft

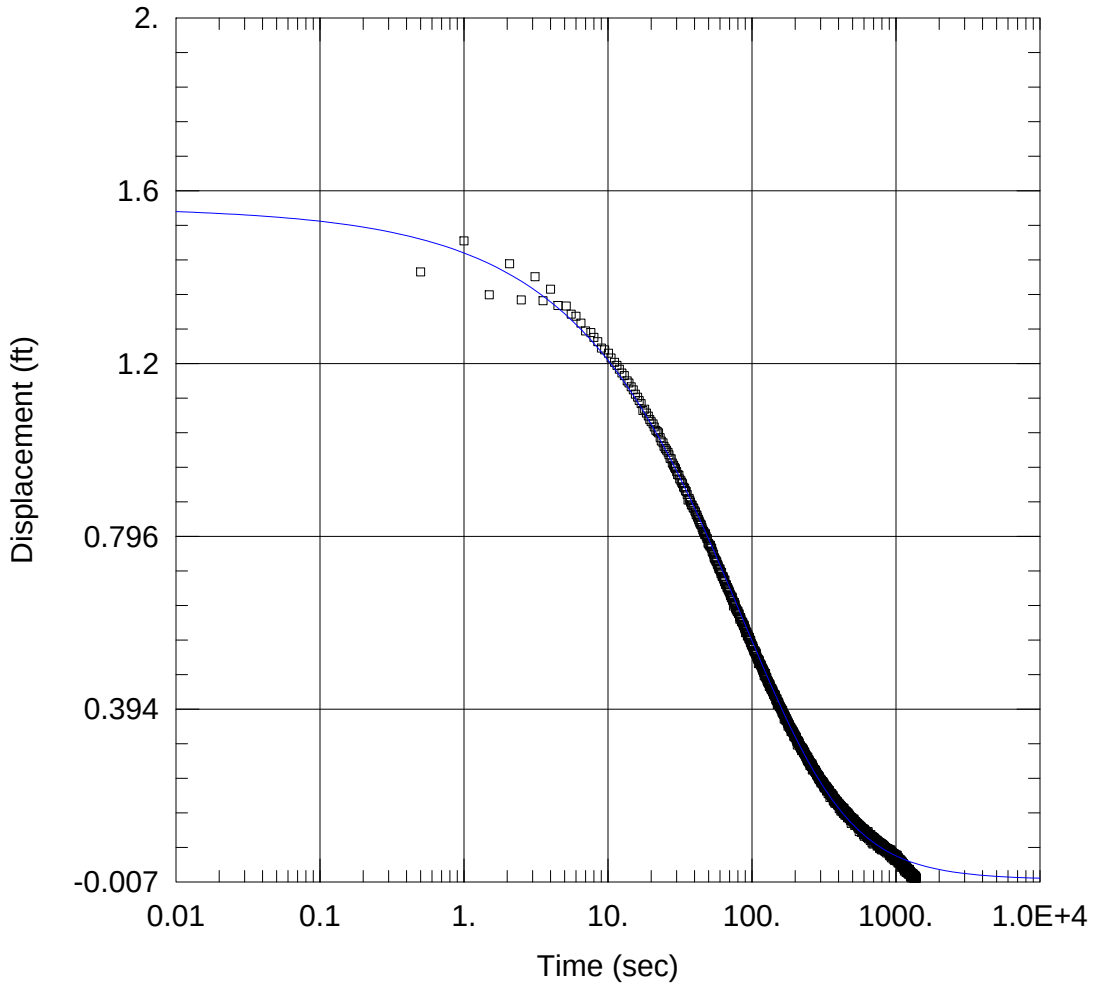

WELL TEST ANALYSIS

Data Set: H:\Whirlpool\Slug Testing\Whirlpool\Aqtesolv_Files\MW-186_RH_KGS.aqt
Date: 11/03/15 Time: 07:33:55

PROJECT INFORMATION

Test Well: MW-186_LH
Test Date: 10/23/15

AQUIFER DATA

Saturated Thickness: 14.57 ft

WELL DATA (MW-186)

Initial Displacement: 1.56 ft
Total Well Penetration Depth: 14.57 ft
Casing Radius: 0.083 ft
Static Water Column Height: 14.57 ft
Screen Length: 10. ft
Well Radius: 0.344 ft

SOLUTION

Aquifer Model: Unconfined
Solution Method: KGS Model

Kr = 0.4703 ft/day
Kz/Kr = 1.
Ss = 0.0005895 ft^{-1}

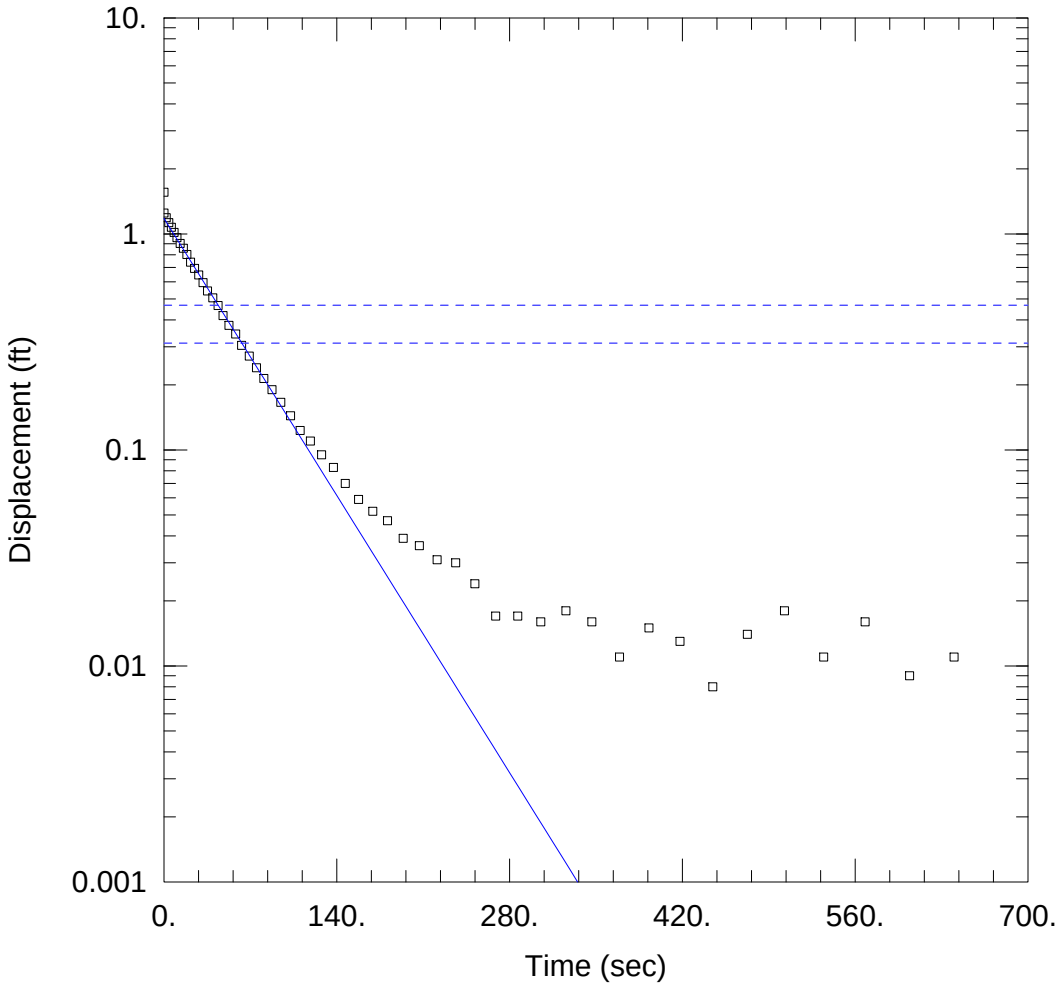

WELL TEST ANALYSIS

Data Set: C:\Users\ASinghal\Desktop\Whirlpool\Aqtesolv_Files\MW-188_LH_BR.aqt
Date: 10/08/15 Time: 13:23:40

PROJECT INFORMATION

Company: Ramboll Environ
Location: Whirlpool Corporation
Test Well: MW-188
Test Date: 10/2/15

AQUIFER DATA

Saturated Thickness: 16.44 ft Anisotropy Ratio (Kz/Kr): 1.

WELL DATA (MW-188)

Initial Displacement: 1.56 ft
Total Well Penetration Depth: 16.44 ft
Casing Radius: 0.083 ft
Static Water Column Height: 16.44 ft
Screen Length: 10. ft
Well Radius: 0.344 ft

SOLUTION

Aquifer Model: Unconfined
Solution Method: Bouwer-Rice

K = 1.789 ft/day
y0 = 1.181 ft

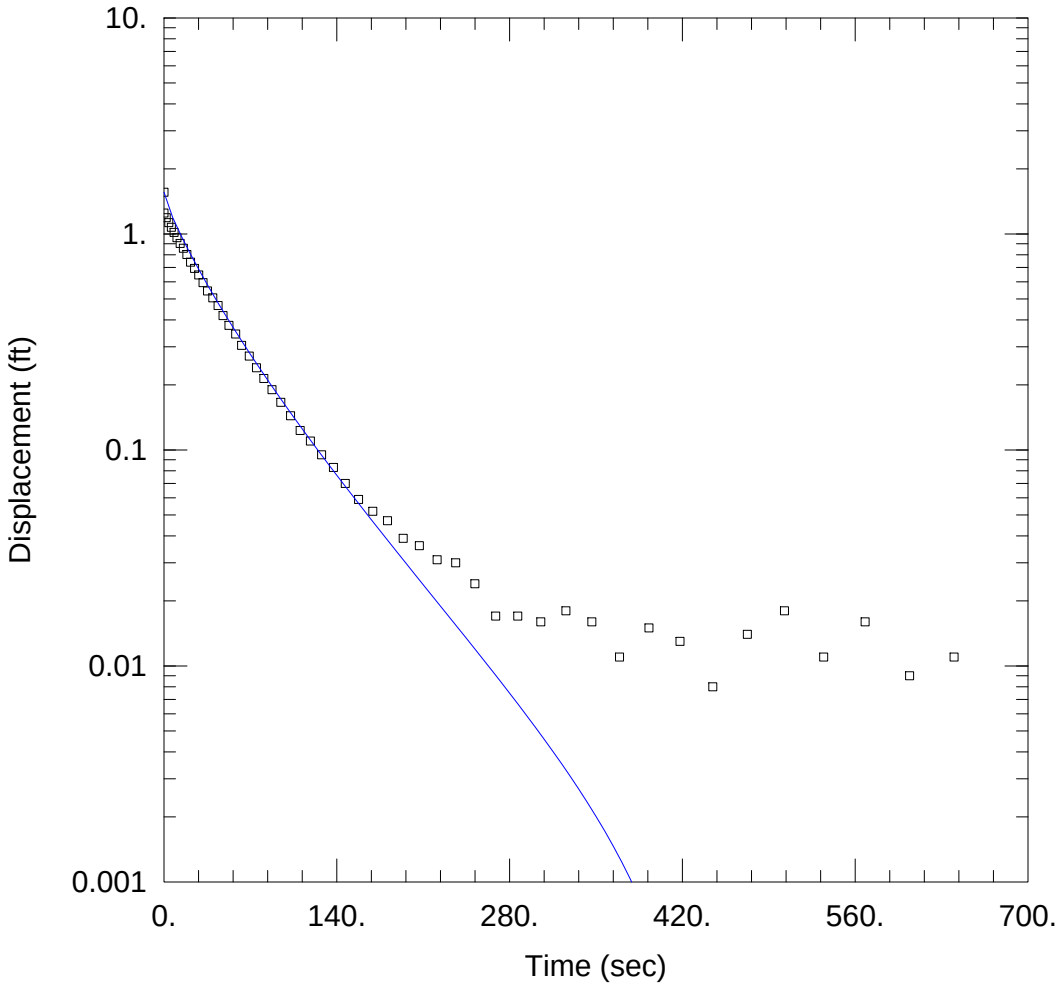

WELL TEST ANALYSIS

Data Set: C:\Users\ASinghal\Desktop\Whirlpool\Aqtesolv_Files\MW-188_LH_KGS.aqt
Date: 10/08/15 Time: 13:27:50

PROJECT INFORMATION

Company: Ramboll Environ
Location: Whirlpool Corporation
Test Well: MW-188
Test Date: 10/2/15

AQUIFER DATA

Saturated Thickness: 16.44 ft

WELL DATA (MW-188)

Initial Displacement: 1.56 ft
Total Well Penetration Depth: 16.44 ft
Casing Radius: 0.083 ft
Static Water Column Height: 16.44 ft
Screen Length: 10. ft
Well Radius: 0.344 ft

SOLUTION

Aquifer Model: Unconfined
Solution Method: KGS Model

Kr = 2.475 ft/day
Kz/Kr = 1.
Ss = 2.168E-5 ft^{-1}

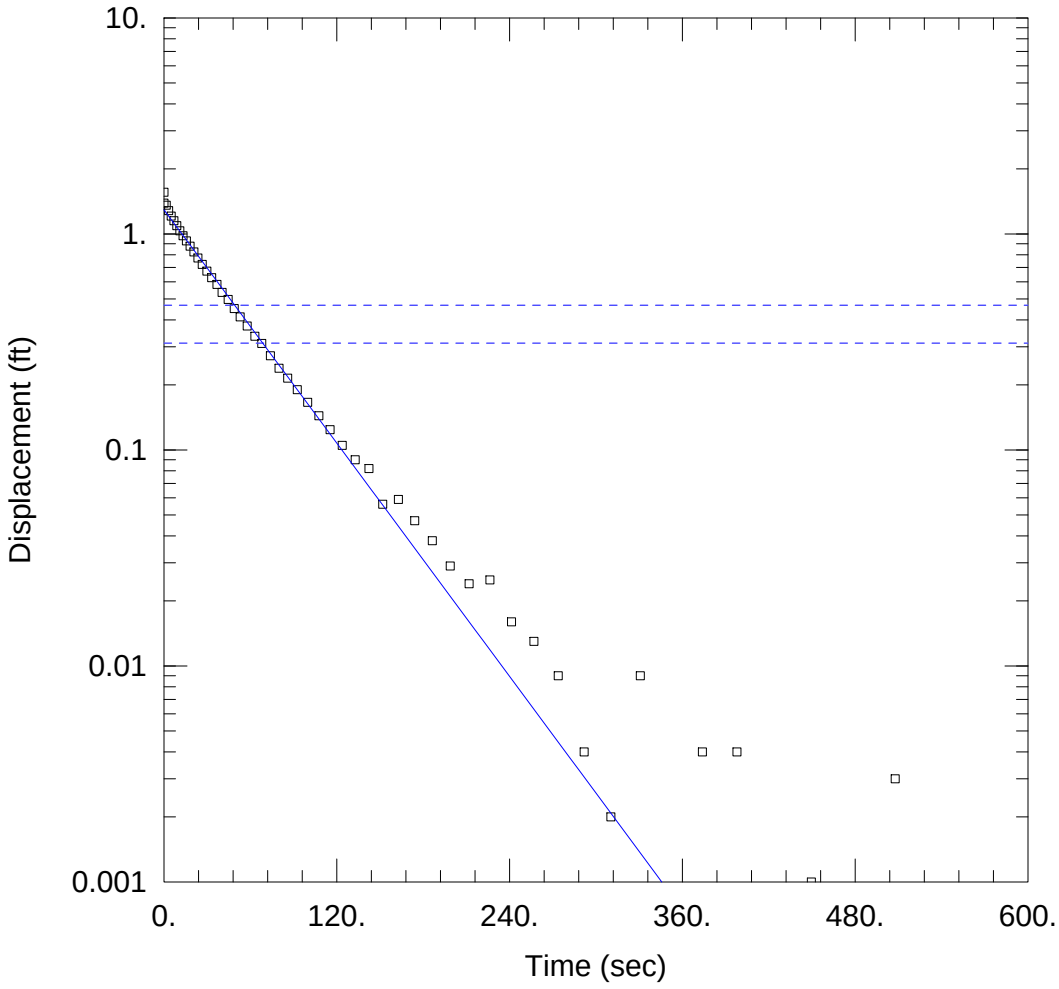

WELL TEST ANALYSIS

Data Set: C:\Users\ASinghal\Desktop\Whirlpool\Aqtesolv_Files\MW-188_RH_BR.aqt
Date: 10/08/15 Time: 13:28:43

PROJECT INFORMATION

Company: Ramboll Environ
Location: Whirlpool Corporation
Test Well: MW-188
Test Date: 10/2/15

AQUIFER DATA

Saturated Thickness: 16.44 ft Anisotropy Ratio (Kz/Kr): 1.

WELL DATA (MW-188)

Initial Displacement: 1.56 ft
Total Well Penetration Depth: 16.44 ft
Casing Radius: 0.083 ft
Static Water Column Height: 16.44 ft
Screen Length: 10. ft
Well Radius: 0.344 ft

SOLUTION

Aquifer Model: Unconfined
Solution Method: Bouwer-Rice

K = 1.756 ft/day
y0 = 1.293 ft

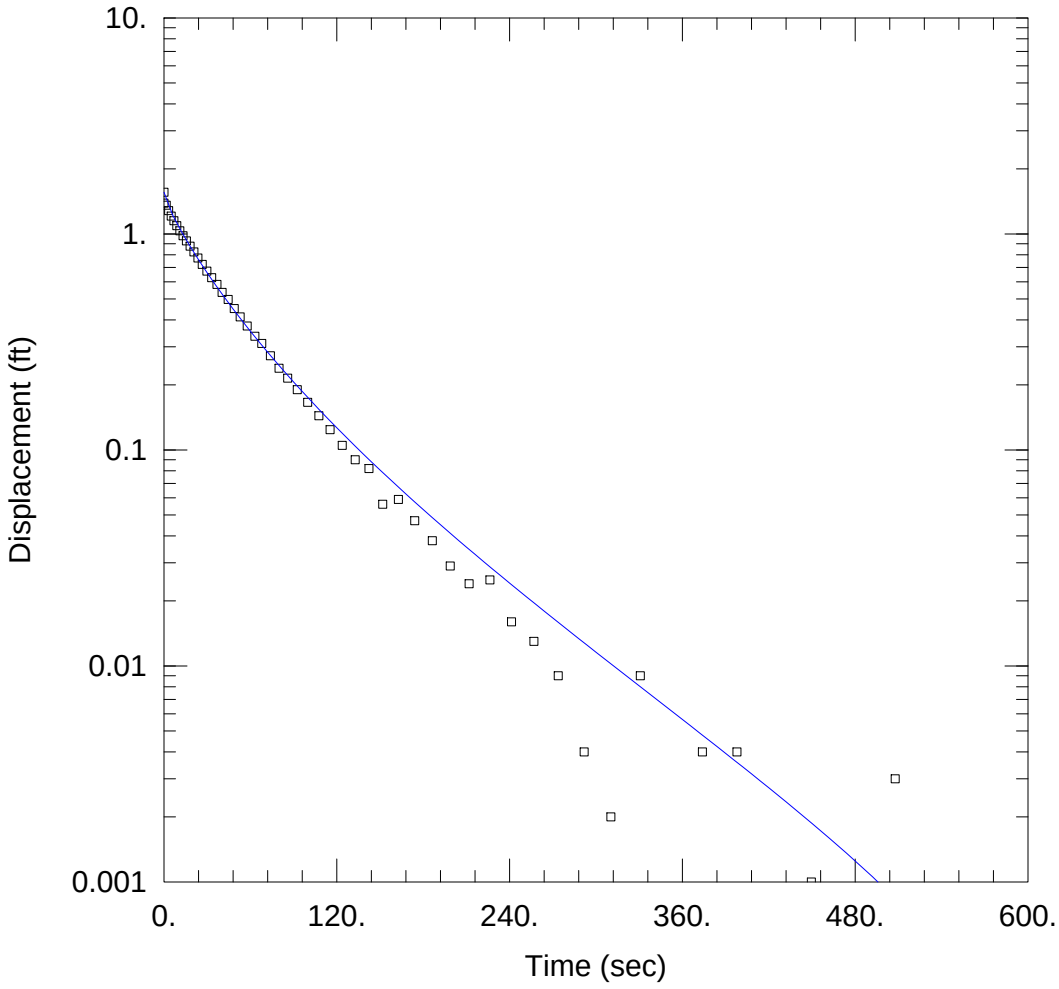

WELL TEST ANALYSIS

Data Set: C:\Users\ASinghal\Desktop\Whirlpool\Aqtesolv_Files\MW-188_RH_KGS.aqt
Date: 10/08/15 Time: 13:29:30

PROJECT INFORMATION

Company: Ramboll Environ
Location: Whirlpool Corporation
Test Well: MW-188
Test Date: 10/2/15

AQUIFER DATA

Saturated Thickness: 16.44 ft

WELL DATA (MW-188)

Initial Displacement: 1.56 ft
Total Well Penetration Depth: 16.44 ft
Casing Radius: 0.083 ft
Static Water Column Height: 16.44 ft
Screen Length: 10. ft
Well Radius: 0.344 ft

SOLUTION

Aquifer Model: Unconfined
Solution Method: KGS Model

Kr = 2.319 ft/day
Kz/Kr = 1.
Ss = 3.279E-5 ft^{-1}

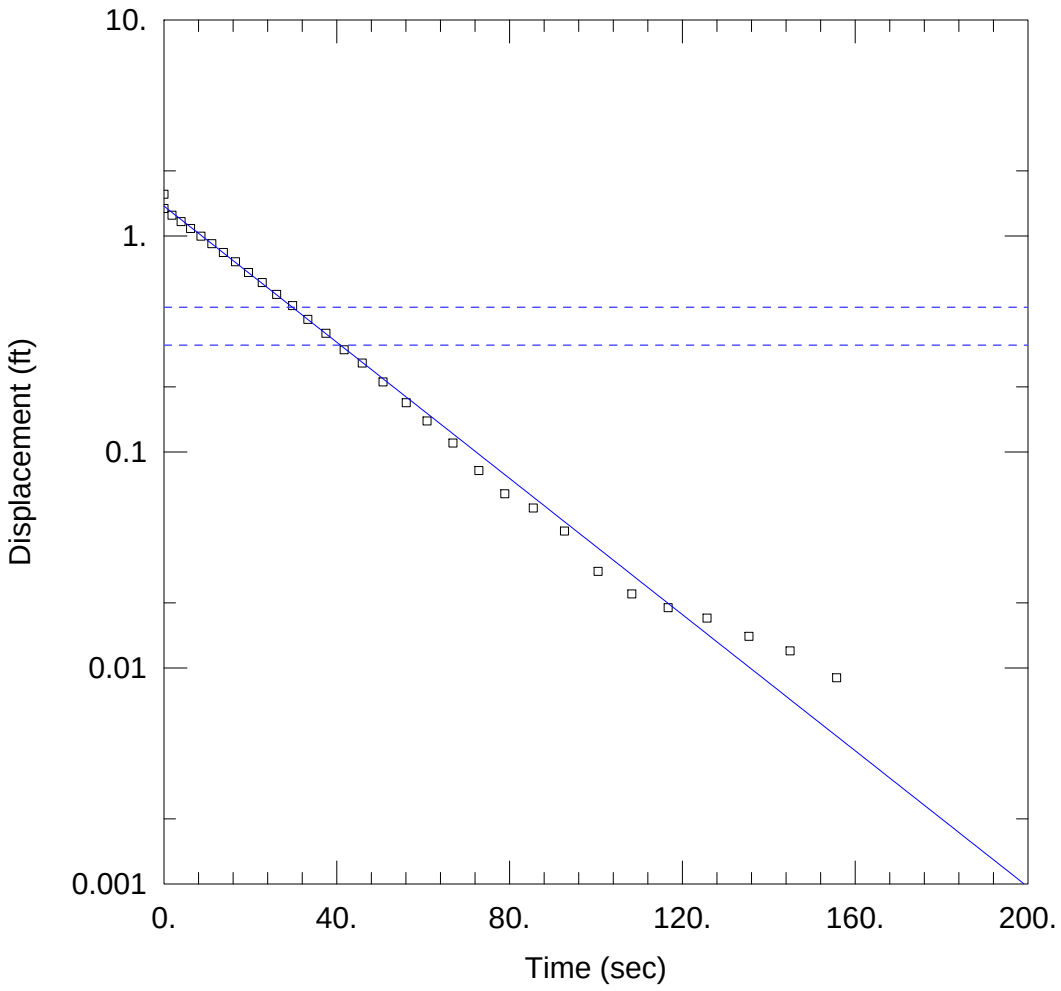

WELL TEST ANALYSIS

Data Set: C:\Users\ASinghal\Desktop\Whirlpool\Aqtesolv_Files\MW-189_LH_BR.aqt
Date: 10/08/15 Time: 13:30:09

PROJECT INFORMATION

Company: Ramboll Environ
Location: Whirlpool Corporation
Test Well: MW-189
Test Date: 10/2/15

AQUIFER DATA

Saturated Thickness: 18.32 ft Anisotropy Ratio (Kz/Kr): 1.

WELL DATA (MW-189)

Initial Displacement: 1.56 ft
Total Well Penetration Depth: 18.32 ft
Casing Radius: 0.083 ft
Static Water Column Height: 18.32 ft
Screen Length: 10. ft
Well Radius: 0.344 ft

SOLUTION

Aquifer Model: Unconfined
Solution Method: Bouwer-Rice
K = 3.145 ft/day
y0 = 1.374 ft

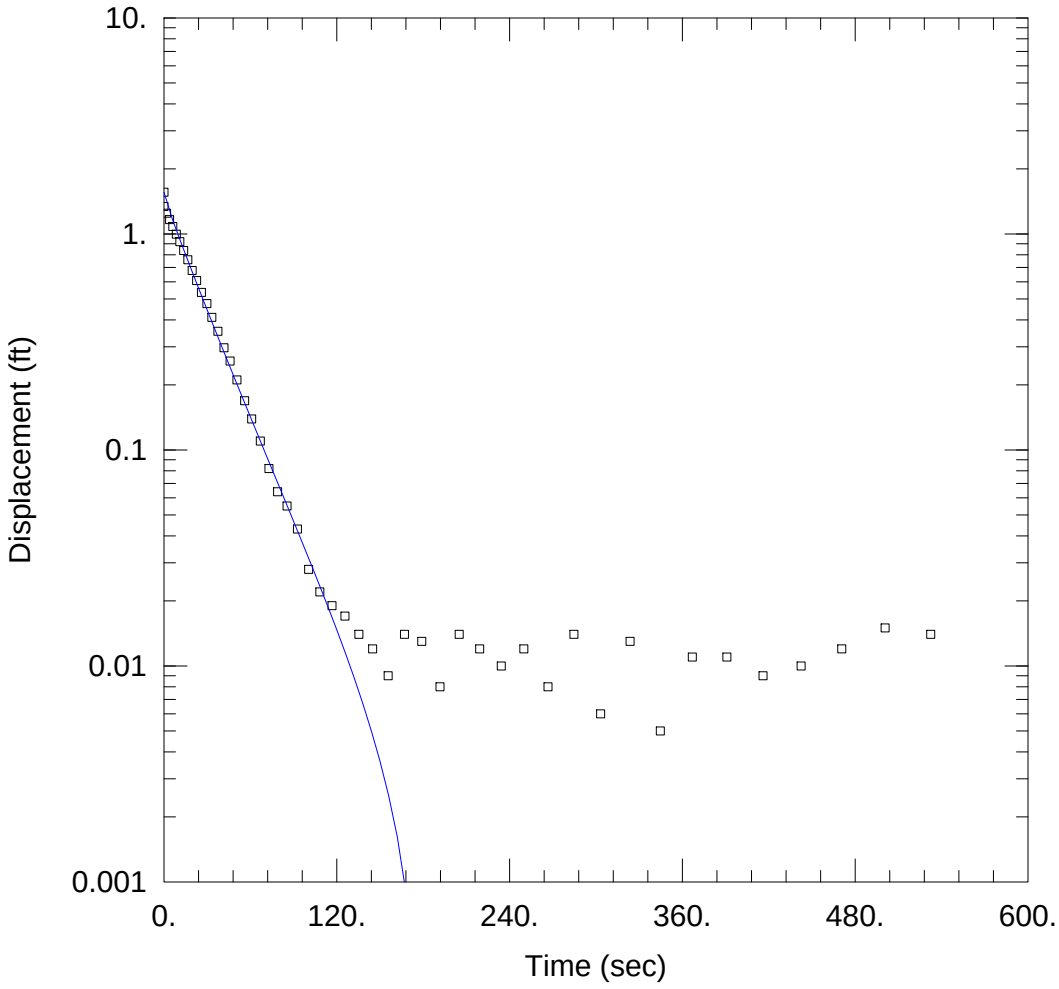

WELL TEST ANALYSIS

Data Set: C:\Users\ASinghal\Desktop\Whirlpool\Aqtesolv_Files\MW-189_LH_KGS.aqt
Date: 10/08/15 Time: 13:30:55

PROJECT INFORMATION

Company: Ramboll Environ
Location: Whirlpool Corporation
Test Well: MW-189
Test Date: 10/2/15

AQUIFER DATA

Saturated Thickness: 18.32 ft

WELL DATA (MW-189)

Initial Displacement: 1.56 ft
Total Well Penetration Depth: 18.32 ft
Casing Radius: 0.083 ft
Static Water Column Height: 18.32 ft
Screen Length: 10. ft
Well Radius: 0.344 ft

SOLUTION

Aquifer Model: Unconfined
Solution Method: KGS Model

Kr = 4.207 ft/day
Kz/Kr = 1.
Ss = 4.774E-6 ft^{-1}

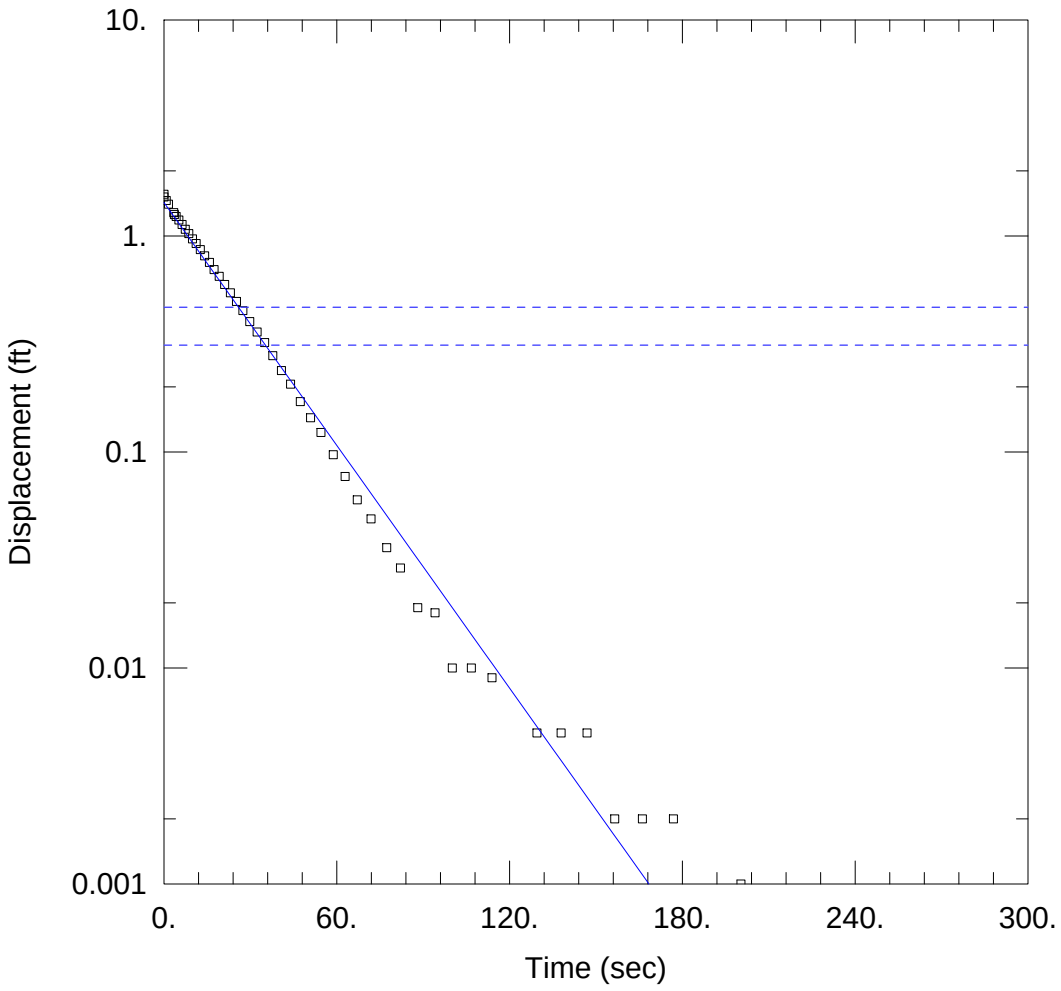

WELL TEST ANALYSIS

Data Set: C:\Users\ASinghal\Desktop\Whirlpool\Aqtesolv_Files\MW-189_RH_BR.aqt
Date: 10/08/15 Time: 13:31:50

PROJECT INFORMATION

Company: Ramoll Environ
Location: Whirlpool Corporation
Test Well: MW-189
Test Date: 10/2/15

AQUIFER DATA

Saturated Thickness: 18.32 ft Anisotropy Ratio (Kz/Kr): 1.

WELL DATA (MW-189)

Initial Displacement: 1.56 ft
Total Well Penetration Depth: 18.32 ft
Casing Radius: 0.083 ft
Static Water Column Height: 18.32 ft
Screen Length: 10. ft
Well Radius: 0.344 ft

SOLUTION

Aquifer Model: Unconfined
Solution Method: Bouwer-Rice

K = 3.738 ft/day
y0 = 1.426 ft

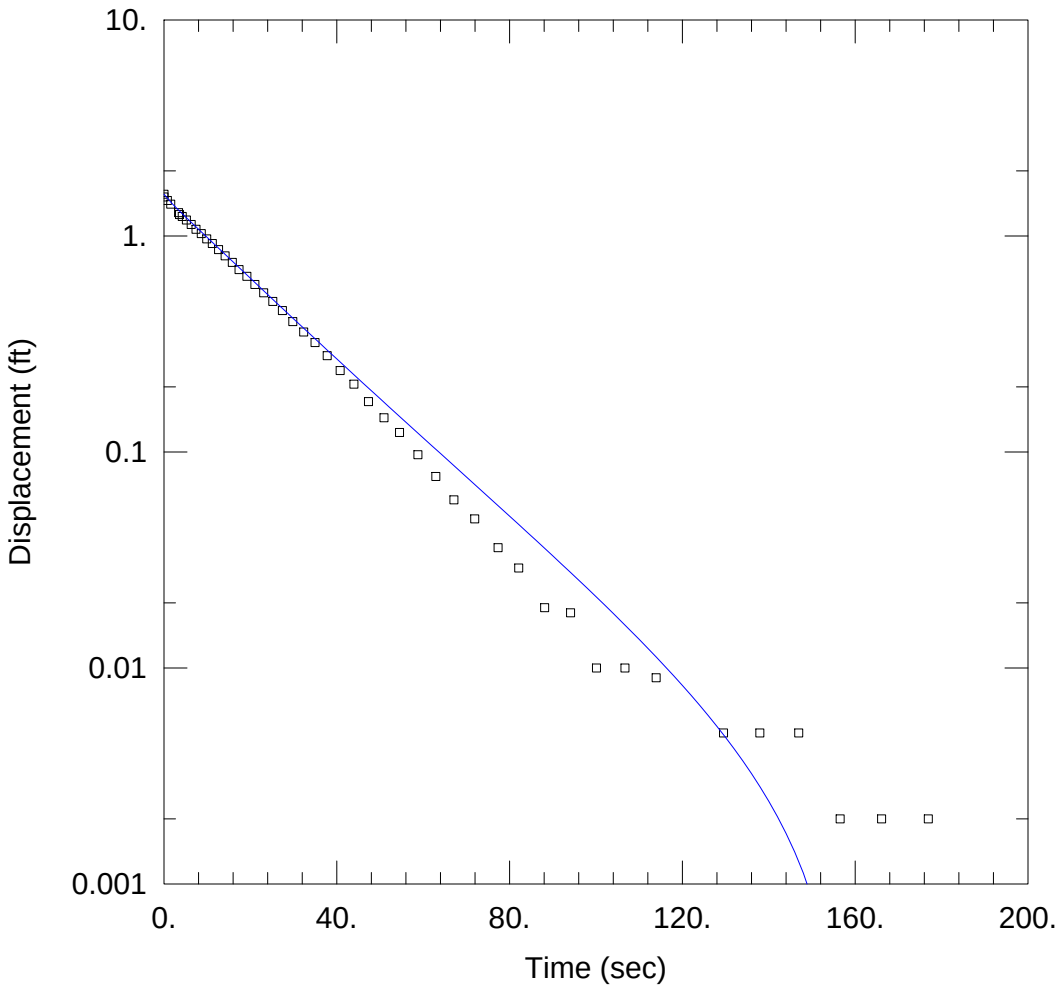

WELL TEST ANALYSIS

Data Set: C:\Users\ASinghal\Desktop\Whirlpool\Aqtesolv_Files\MW-189_RH_KGS.aqt
Date: 10/08/15 Time: 13:32:37

PROJECT INFORMATION

Company: Ramboll Environ
Test Well: MW-189
Test Date: 10/2/15

AQUIFER DATA

Saturated Thickness: 18.32 ft

WELL DATA (MW-189)

Initial Displacement: 1.56 ft
Total Well Penetration Depth: 18.32 ft
Casing Radius: 0.083 ft
Static Water Column Height: 18.32 ft
Screen Length: 10. ft
Well Radius: 0.344 ft

SOLUTION

Aquifer Model: Unconfined
Solution Method: KGS Model

Kr = 4.477 ft/day
Kz/Kr = 1.
Ss = 1.78E-6 ft^{-1}

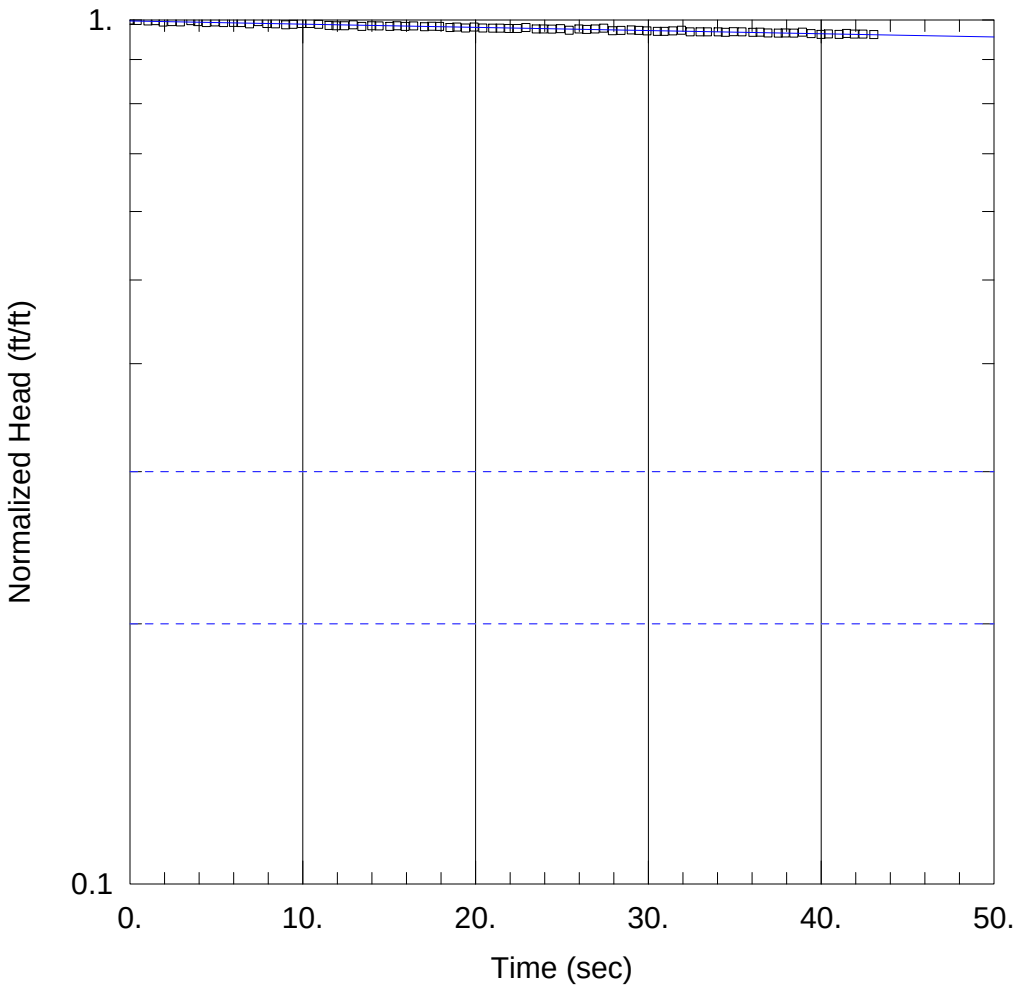

WELL TEST ANALYSIS

Data Set: H:\Whirlpool\Slug Testing\Whirlpool\Aqtesolv_Files\MW-193_LH_BR.aqt
Date: 11/03/15 Time: 07:35:16

PROJECT INFORMATION

Test Well: MW-193
Test Date: 10/23/15

AQUIFER DATA

Saturated Thickness: 8.18 ft
Anisotropy Ratio (Kz/Kr): 1.

WELL DATA (MW-193)

Initial Displacement: 1.56 ft
Total Well Penetration Depth: 8.18 ft
Casing Radius: 0.083 ft
Static Water Column Height: 8.18 ft
Screen Length: 5. ft
Well Radius: 0.344 ft

SOLUTION

Aquifer Model: Unconfined
Solution Method: Bouwer-Rice
K = 0.1141 ft/day
y0 = 1.556 ft

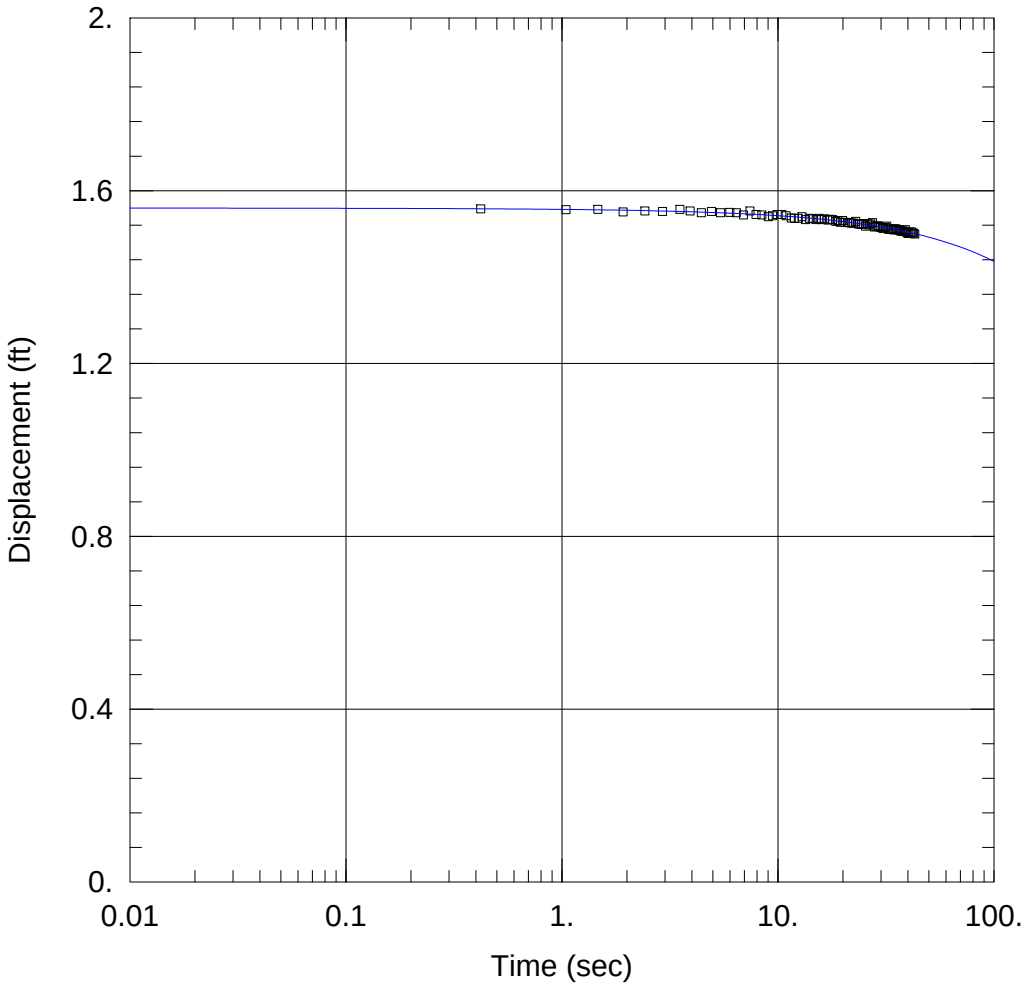

WELL TEST ANALYSIS

Data Set: H:\Whirlpool\Slug Testing\Whirlpool\Aqtesolv_Files\MW-193_LH_KGS.aqt
Date: 11/03/15 Time: 07:40:27

PROJECT INFORMATION

Test Well: MW-193
Test Date: 10/23/15

AQUIFER DATA

Saturated Thickness: 8.18 ft

WELL DATA (MW-193)

Initial Displacement: 1.56 ft
Total Well Penetration Depth: 8.18 ft
Casing Radius: 0.083 ft
Static Water Column Height: 8.18 ft
Screen Length: 5. ft
Well Radius: 0.344 ft

SOLUTION

Aquifer Model: Unconfined
Solution Method: KGS Model

Kr = 0.12 ft/day
Kz/Kr = 1.
Ss = 3.23E-6 ft^{-1}

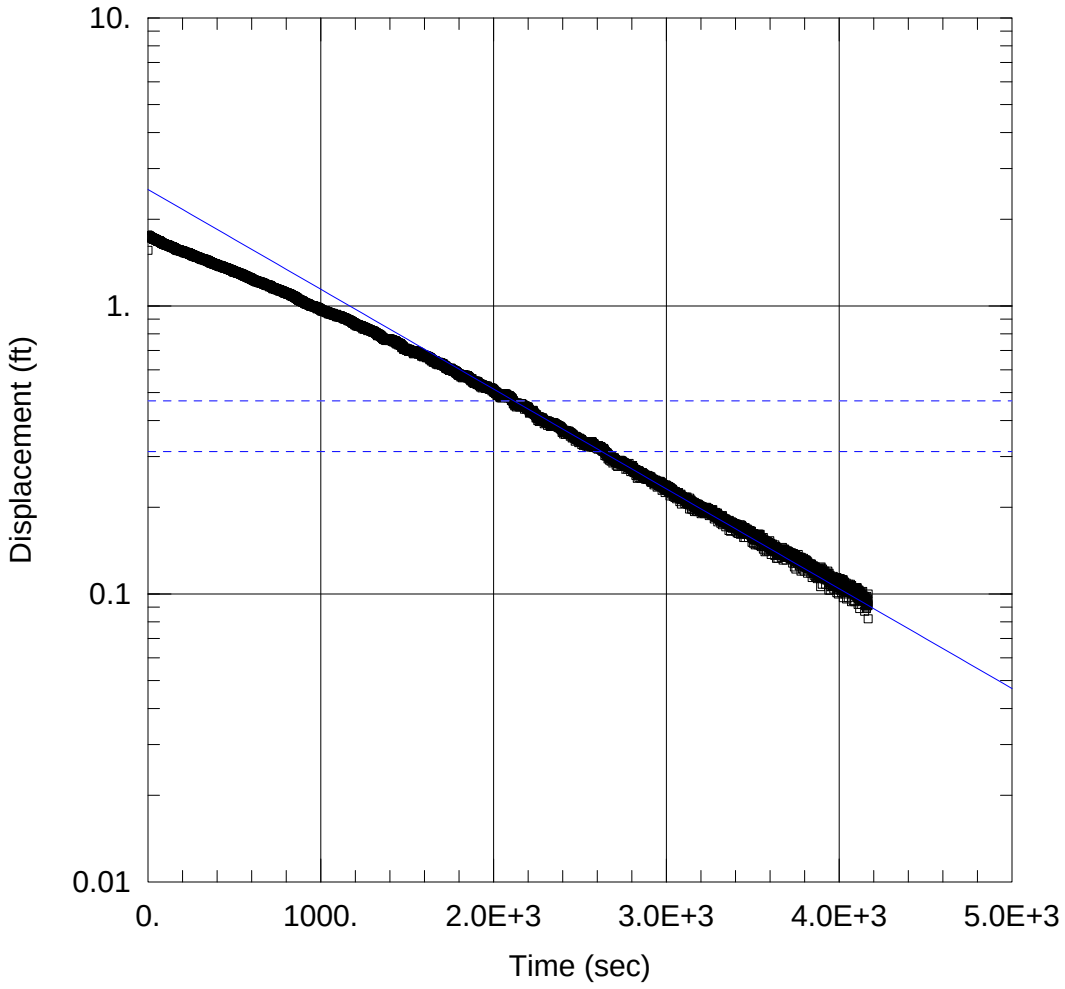

WELL TEST ANALYSIS

Data Set: H:\Whirlpool\Slug Testing\Whirlpool\Aqtesolv_Files\MW-193_RH_BR_AS.aqt
Date: 11/03/15 Time: 06:47:37

PROJECT INFORMATION

Test Well: MW-193
Test Date: 10/23/15

AQUIFER DATA

Saturated Thickness: 8.18 ft
Anisotropy Ratio (Kz/Kr): 1.

WELL DATA (MW-193)

Initial Displacement: 1.56 ft
Static Water Column Height: 8.18 ft
Total Well Penetration Depth: 8.18 ft
Screen Length: 5. ft
Casing Radius: 0.083 ft
Well Radius: 0.344 ft

SOLUTION

Aquifer Model: Unconfined
Solution Method: Bouwer-Rice

K = 0.1058 ft/day
y0 = 2.537 ft

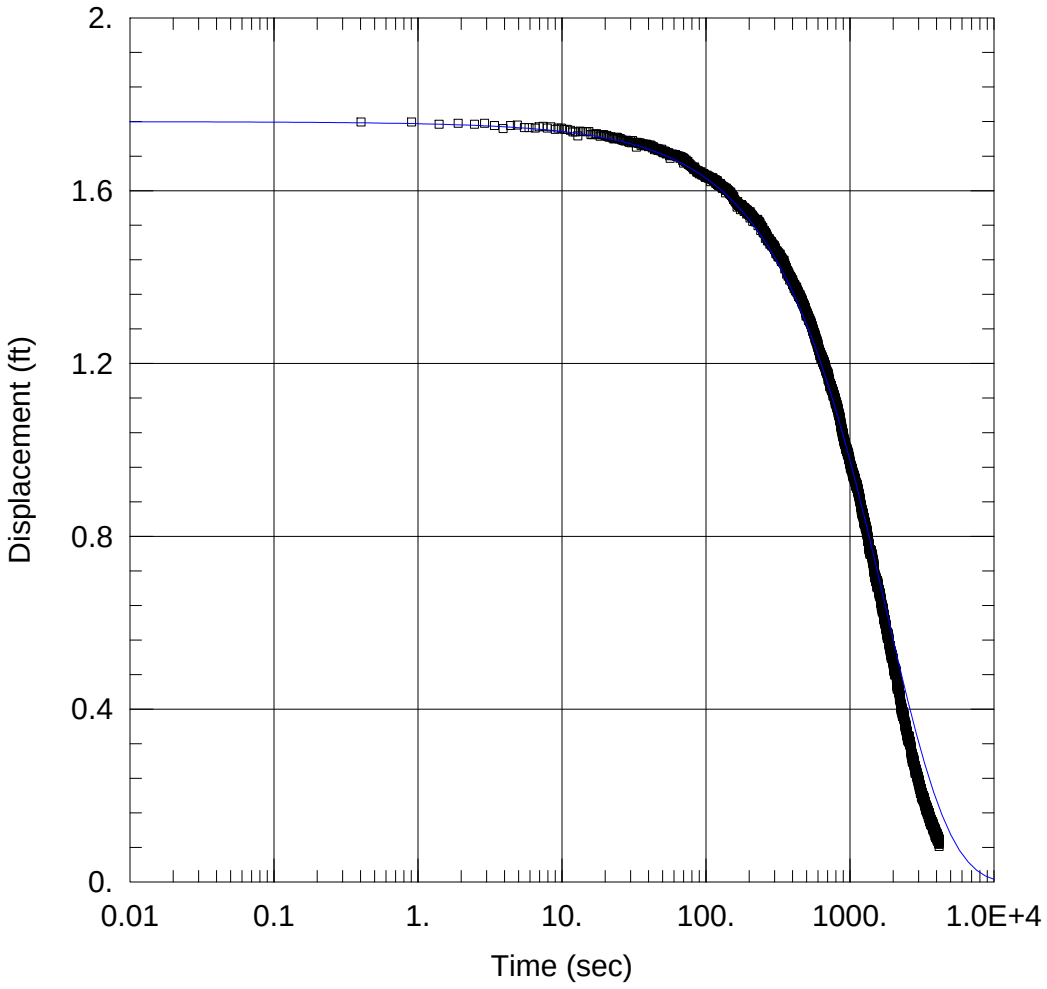

WELL TEST ANALYSIS

Data Set: H:\Whirlpool\Slug Testing\Whirlpool\Aqtesolv_Files\MW-193_RH_KGS.aqt
Date: 11/03/15 Time: 07:38:50

PROJECT INFORMATION

Test Well: MW-193
Test Date: 10/23/15

AQUIFER DATA

Saturated Thickness: 8.18 ft

WELL DATA (MW-193)

Initial Displacement: 1.76 ft
Total Well Penetration Depth: 8.18 ft
Casing Radius: 0.083 ft
Static Water Column Height: 8.18 ft
Screen Length: 5. ft
Well Radius: 0.344 ft

SOLUTION

Aquifer Model: Unconfined
Solution Method: KGS Model

Kr = 0.09102 ft/day
Kz/Kr = 1.
Ss = 1.31E-5 ft^{-1}

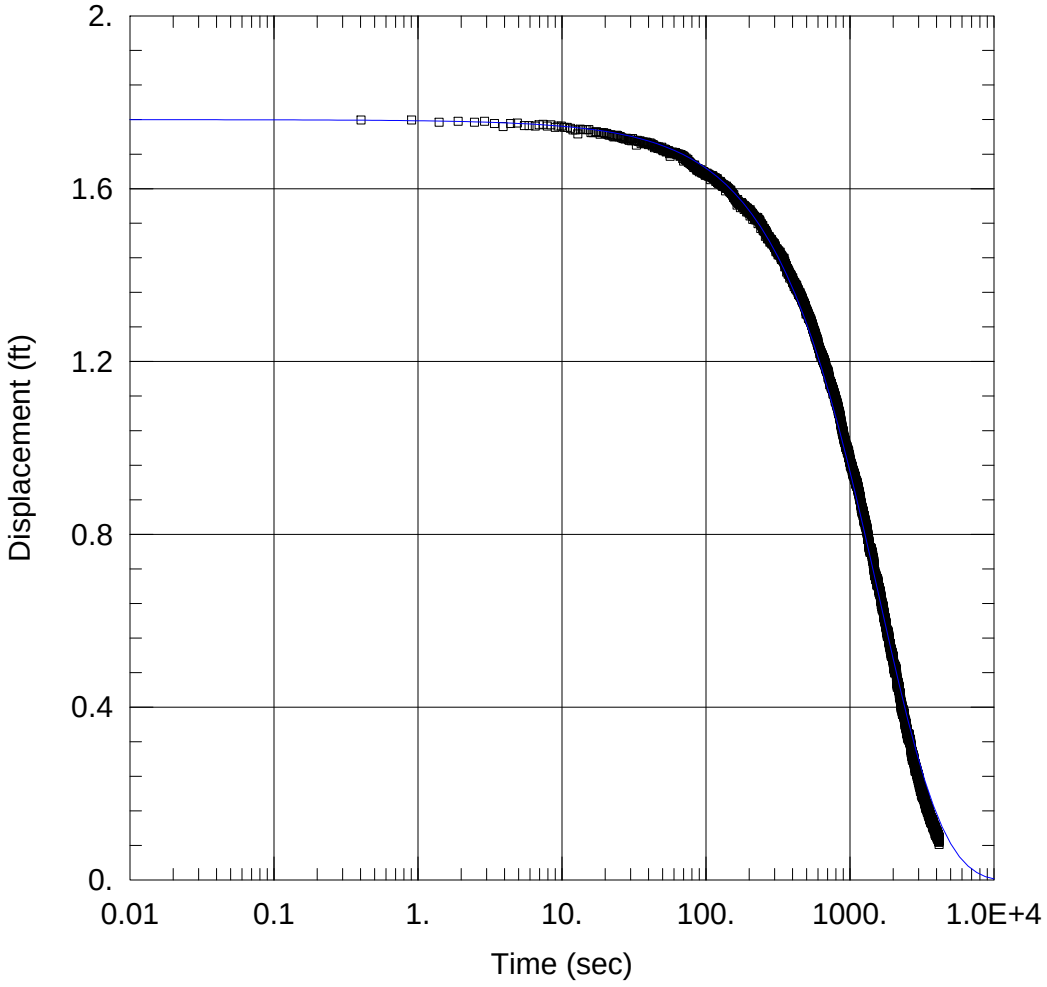

WELL TEST ANALYSIS

Data Set: H:\Whirlpool\Slug Testing\Whirlpool\Aqtesolv_Files\MW-193_RH_KGS_AS.aqt
Date: 11/03/15 Time: 06:59:41

PROJECT INFORMATION

Test Well: MW-193
Test Date: 10/23/15

AQUIFER DATA

Saturated Thickness: 8.18 ft

WELL DATA (MW-193)

Initial Displacement: 1.76 ft
Total Well Penetration Depth: 8.18 ft
Casing Radius: 0.083 ft
Static Water Column Height: 8.18 ft
Screen Length: 5. ft
Well Radius: 0.344 ft

SOLUTION

Aquifer Model: Unconfined
Solution Method: KGS Model

Kr = 0.09834 ft/day
Kz/Kr = 1.
Ss = 1.829E-6 ft^{-1}

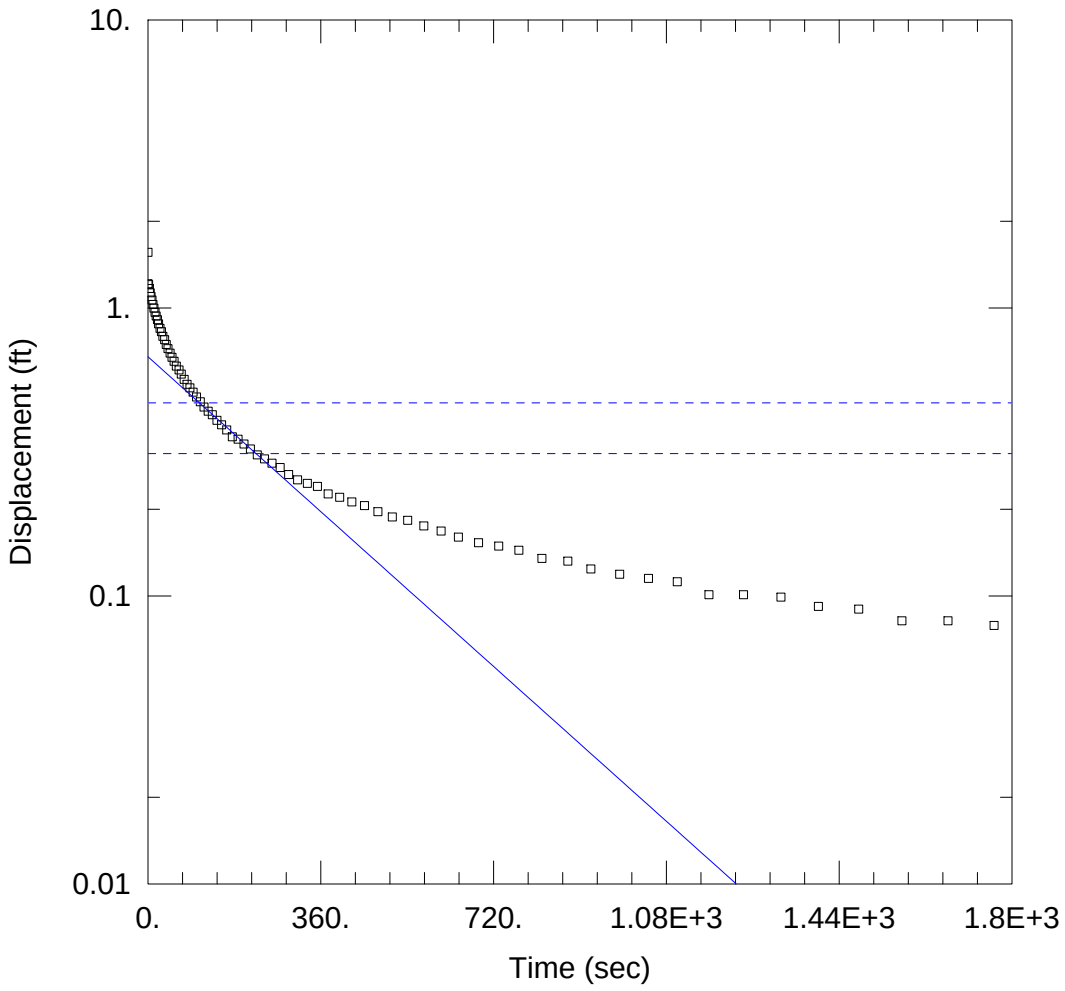

WELL TEST ANALYSIS

Data Set: C:\Users\ASinghal\Desktop\Whirlpool\Aqtesolv_Files\TMW-10_LH_BR.aqt
Date: 10/08/15 Time: 13:37:48

PROJECT INFORMATION

Company: Ramboll Environ
Test Well: TMW-10
Test Date: 10/2/15

AQUIFER DATA

Saturated Thickness: 11.7 ft Anisotropy Ratio (Kz/Kr): 1.

WELL DATA (TMW-10)

Initial Displacement: 1.56 ft
Total Well Penetration Depth: 11.7 ft
Casing Radius: 0.083 ft
Static Water Column Height: 11.7 ft
Screen Length: 5. ft
Well Radius: 0.344 ft

SOLUTION

Aquifer Model: Unconfined
Solution Method: Bouwer-Rice

K = 0.4945 ft/day
y0 = 0.6765 ft

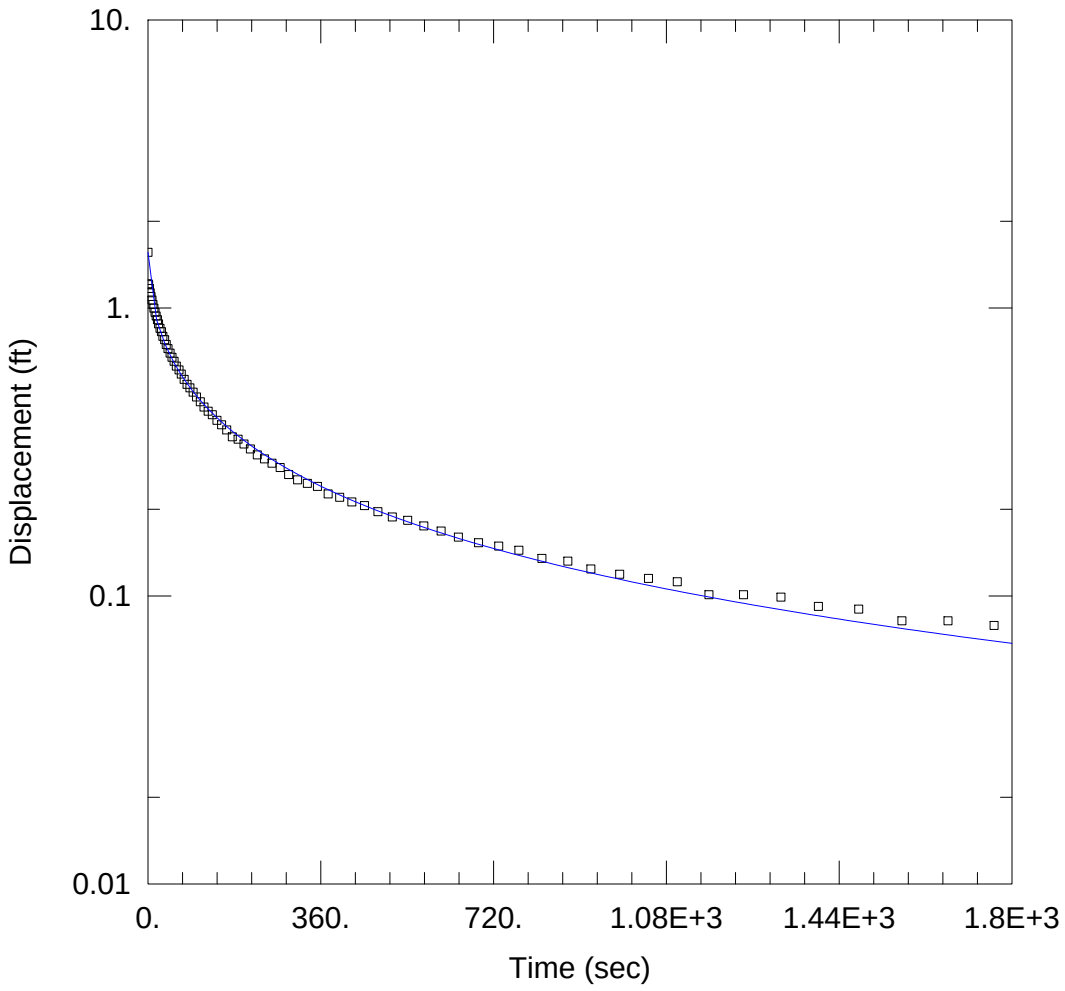

WELL TEST ANALYSIS

Data Set: C:\Users\ASinghal\Desktop\Whirlpool\Aqtesolv_Files\TMW-10_LH_KGS.aqt
Date: 10/08/15 Time: 13:39:14

PROJECT INFORMATION

Company: Ramboll Environ
Test Well: TMW-10
Test Date: 10/2/15

AQUIFER DATA

Saturated Thickness: 11.7 ft

WELL DATA (TMW-10)

Initial Displacement: 1.56 ft
Total Well Penetration Depth: 11.7 ft
Casing Radius: 0.083 ft
Static Water Column Height: 11.7 ft
Screen Length: 5. ft
Well Radius: 0.344 ft

SOLUTION

Aquifer Model: Unconfined
Solution Method: KGS Model

Kr = 0.2846 ft/day
Kz/Kr = 1.
Ss = 0.01856 ft^{-1}

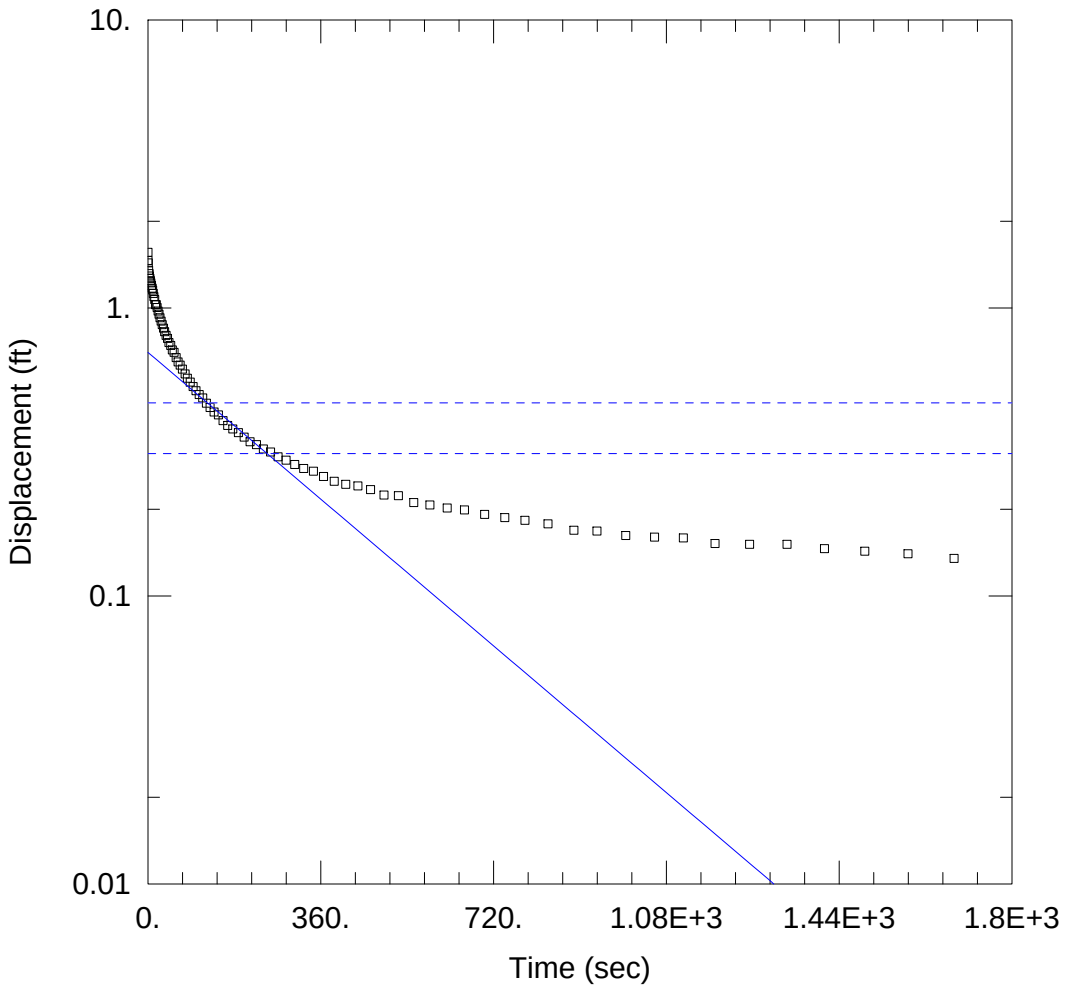

WELL TEST ANALYSIS

Data Set: C:\Users\ASinghal\Desktop\Whirlpool\Aqtesolv_Files\TMW-10_RH_BR.aqt
Date: 10/08/15 Time: 13:39:45

PROJECT INFORMATION

Company: Ramboll Environ
Test Well: TMW-10
Test Date: 10/2/15

AQUIFER DATA

Saturated Thickness: 11.7 ft Anisotropy Ratio (Kz/Kr): 1.

WELL DATA (TMW-10)

Initial Displacement: 1.56 ft
Total Well Penetration Depth: 11.7 ft
Casing Radius: 0.083 ft
Static Water Column Height: 11.7 ft
Screen Length: 5. ft
Well Radius: 0.344 ft

SOLUTION

Aquifer Model: Unconfined
Solution Method: Bouwer-Rice

K = 0.4687 ft/day
y0 = 0.7007 ft

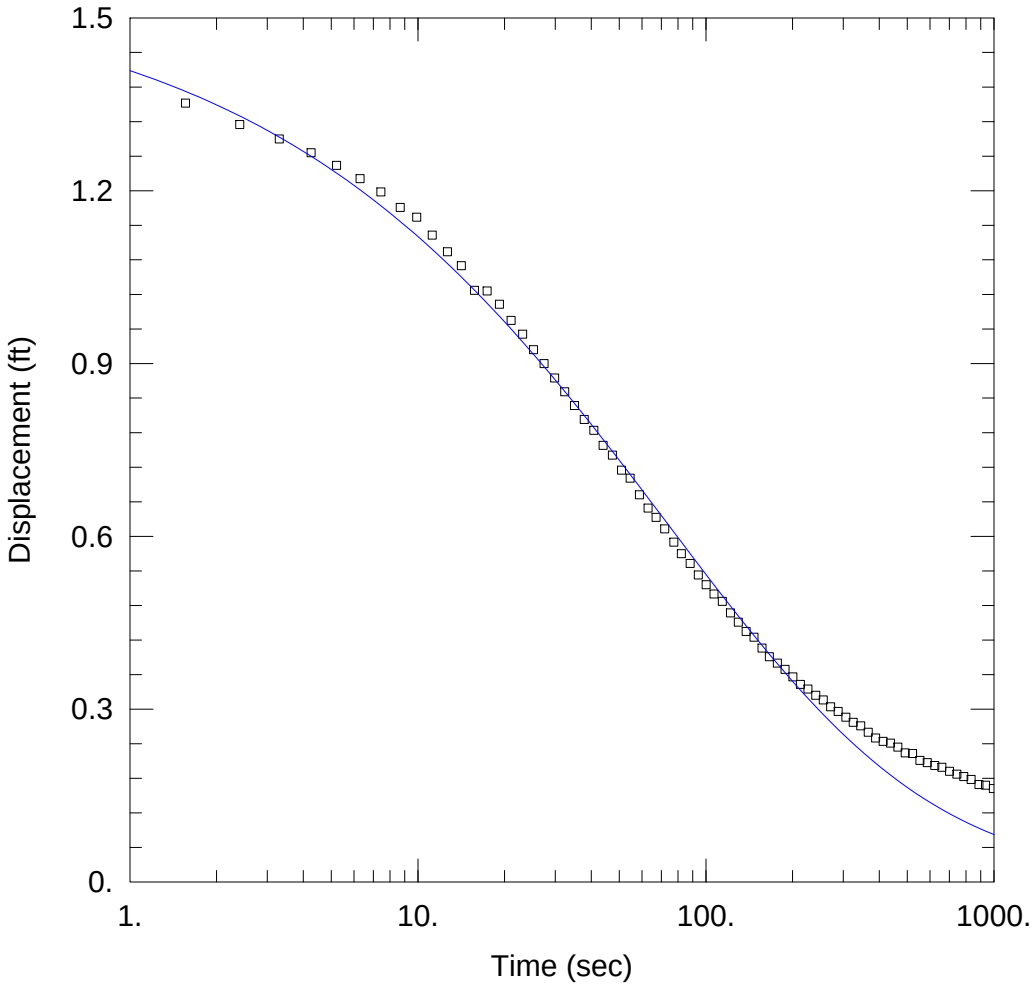

WELL TEST ANALYSIS

Data Set: C:\Users\ASinghal\Desktop\Whirlpool\Aqtesolv_Files\TMW-10_RH_KGS.aqt
Date: 10/08/15 Time: 13:40:28

PROJECT INFORMATION

Company: Ramboll Environ
Test Well: TMW-10
Test Date: 10/2/15

AQUIFER DATA

Saturated Thickness: 11.7 ft

WELL DATA (TMW-10)

Initial Displacement: 1.56 ft
Total Well Penetration Depth: 11.7 ft
Casing Radius: 0.083 ft
Static Water Column Height: 11.7 ft
Screen Length: 5. ft
Well Radius: 0.344 ft

SOLUTION

Aquifer Model: Unconfined
Solution Method: KGS Model

Kr = 0.5368 ft/day
Kz/Kr = 1.
Ss = 0.005096 ft^{-1}

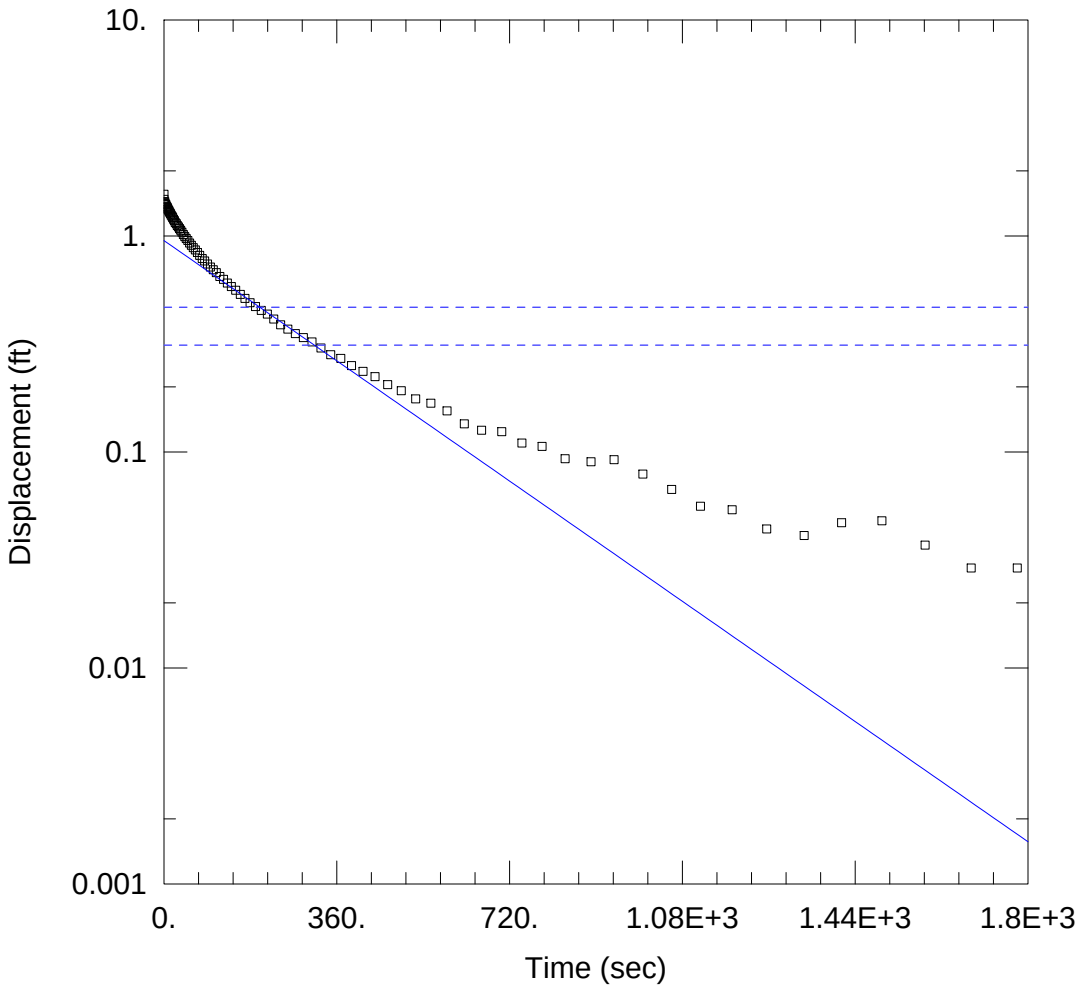

WELL TEST ANALYSIS

Data Set: C:\Users\ASinghal\Desktop\Whirlpool\Aqtesolv_Files\TMW-11_LH_BR.aqt
Date: 10/08/15 Time: 13:40:51

PROJECT INFORMATION

Company: Ramboll Environ
Test Well: TMW-11
Test Date: 10/2/15

AQUIFER DATA

Saturated Thickness: 12.08 ft Anisotropy Ratio (Kz/Kr): 1.

WELL DATA (TMW-11)

Initial Displacement: 1.56 ft
Total Well Penetration Depth: 12.08 ft
Casing Radius: 0.083 ft
Static Water Column Height: 12.08 ft
Screen Length: 5. ft
Well Radius: 0.344 ft

SOLUTION

Aquifer Model: Unconfined Solution Method: Bouwer-Rice

K = 0.5155 ft/day y0 = 0.9513 ft

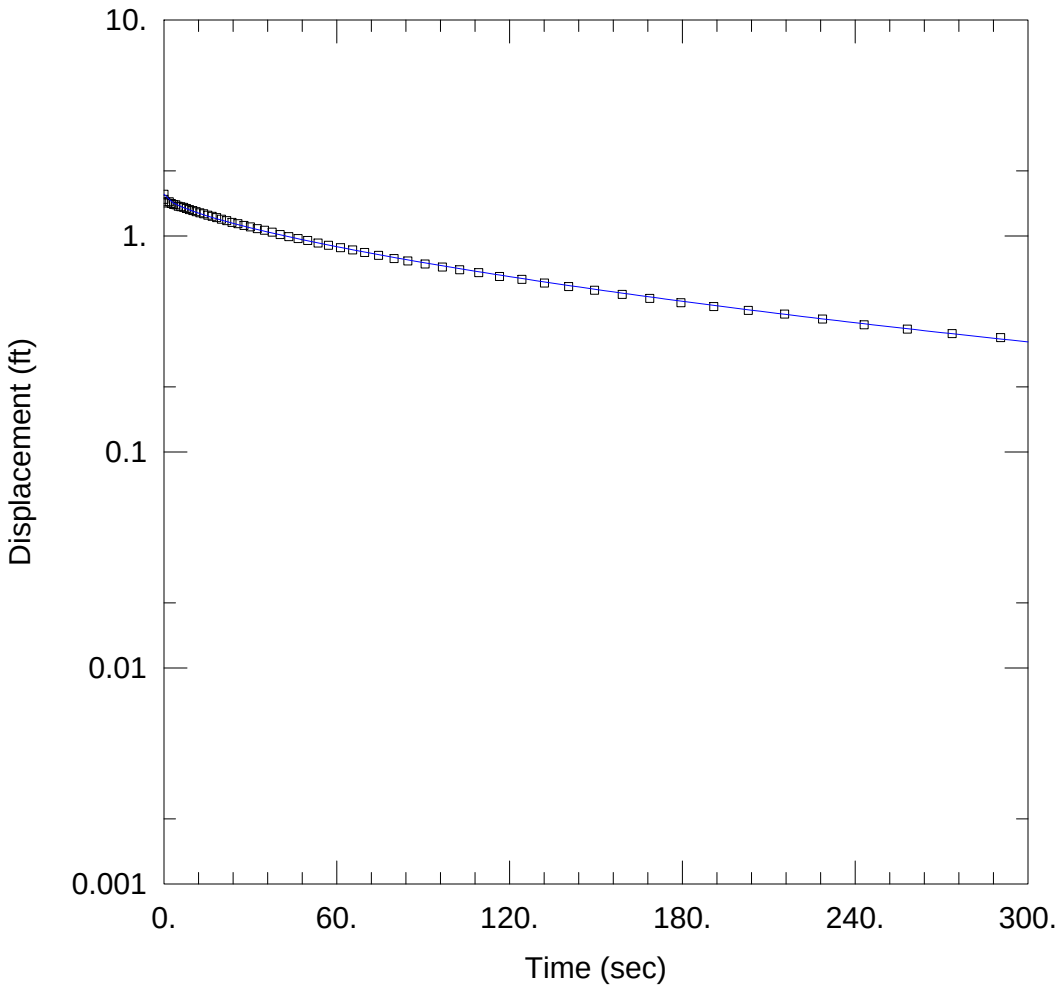

WELL TEST ANALYSIS

Data Set: C:\Users\ASinghal\Desktop\Whirlpool\Aqtesolv_Files\TMW-11_LH_KGS.aqt
Date: 10/08/15 Time: 13:41:32

PROJECT INFORMATION

Company: Ramboll Environ
Test Well: TMW-11
Test Date: 10/2/15

AQUIFER DATA

Saturated Thickness: 12.08 ft

WELL DATA (TMW-11)

Initial Displacement: 1.56 ft
Total Well Penetration Depth: 12.08 ft
Casing Radius: 0.083 ft
Static Water Column Height: 12.08 ft
Screen Length: 5. ft
Well Radius: 0.344 ft

SOLUTION

Aquifer Model: Unconfined
Solution Method: KGS Model

Kr = 0.6741 ft/day
Kz/Kr = 1.
Ss = 0.0007354 ft^{-1}

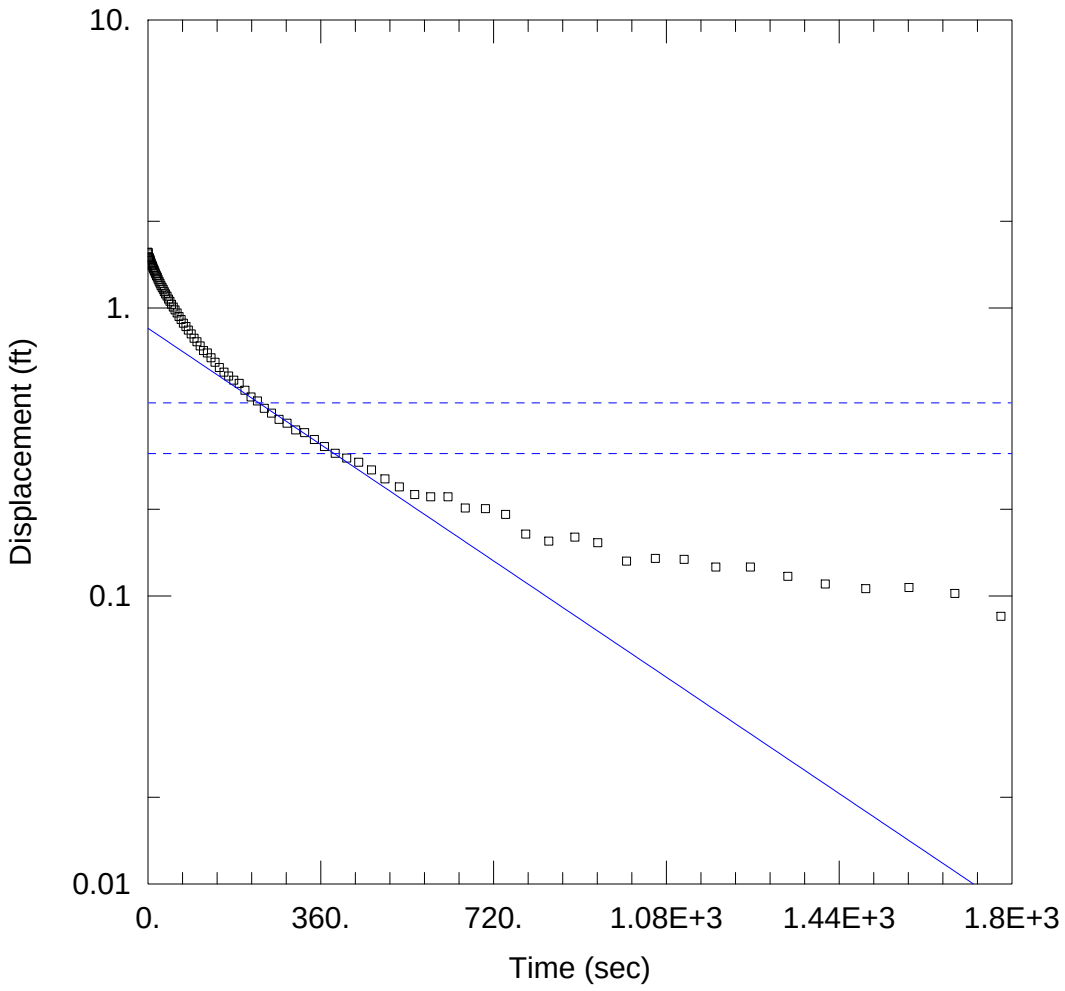

WELL TEST ANALYSIS

Data Set: C:\Users\ASinghal\Desktop\Whirlpool\Aqtesolv_Files\TMW-11_RH_BR.aqt
Date: 10/08/15 Time: 13:42:12

PROJECT INFORMATION

Company: Ramboll Environ
Test Well: TMW-11
Test Date: 10/2/15

AQUIFER DATA

Saturated Thickness: 12.08 ft Anisotropy Ratio (Kz/Kr): 1.

WELL DATA (TMW-11)

Initial Displacement: 1.56 ft
Total Well Penetration Depth: 12.08 ft
Casing Radius: 0.083 ft
Static Water Column Height: 12.08 ft
Screen Length: 5. ft
Well Radius: 0.344 ft

SOLUTION

Aquifer Model: Unconfined
Solution Method: Bouwer-Rice

K = 0.3741 ft/day
y0 = 0.85 ft

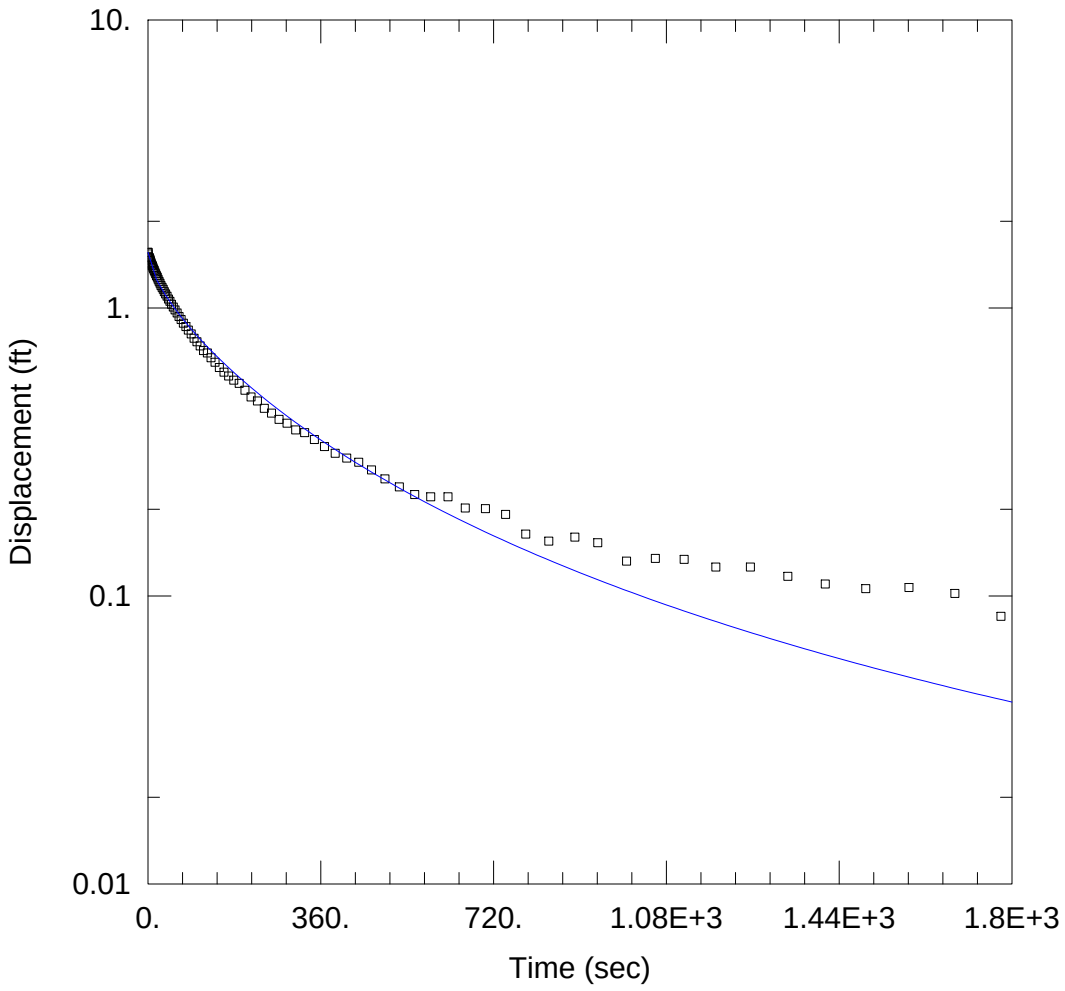

WELL TEST ANALYSIS

Data Set: C:\Users\ASinghal\Desktop\Whirlpool\Aqtesolv_Files\TMW-11_RH_KGS.aqt
Date: 10/08/15 Time: 13:42:47

PROJECT INFORMATION

Company: Ramboll Environ
Test Well: TMW-11
Test Date: 10/2/15

AQUIFER DATA

Saturated Thickness: 12.08 ft

WELL DATA (TMW-11)

Initial Displacement: 1.56 ft
Total Well Penetration Depth: 12.08 ft
Casing Radius: 0.083 ft
Static Water Column Height: 12.08 ft
Screen Length: 5. ft
Well Radius: 0.344 ft

SOLUTION

Aquifer Model: Unconfined
Solution Method: KGS Model

Kr = 0.5215 ft/day
Kz/Kr = 1.
Ss = 0.000724 ft^{-1}



ATTACHMENT B
Fourth Quarter 2015 Soil Vapor Monitoring and Vapor Intrusion Assessment Report
Whirlpool Corporation
Fort Smith, Arkansas

Prepared for:
Whirlpool Corporation

Prepared by:
Ramboll Environ US Corporation

Date:
January 2016

Project Number:
34-37500F

Author

Professional Geologist/Reviewer

STATE OF ARKANSAS
REGISTERED PROFESSIONAL GEOLOGIST
No. 1825
ANDREW A. GREMOS

RAMBOLL ENVIRON

Table of Contents

Page

1 Introduction 1

2 Soil Vapor Monitoring Point Installation and Sample Collection 2
2.1 Prior Installation of Soil Vapor Monitoring Points 2
2.2 Fourth Quarter 2015 Sampling 2

3 Results 4
3.1 Summary of Prior Assessment 4
3.2 Current Assessment 4
3.2.1 Parcels in the Neighborhood 5
3.2.1.1 Parcel 1 5
3.2.1.2 Parcel 2 5
3.2.1.3 Parcel 3 6
3.2.1.4 Parcel 4 7
3.2.1.5 Parcel 6 8
3.2.2 South of the Neighborhood – Parcel 5 8

4 Summary and Conclusion 10

5 References 11

LIST OF TABLES

Table 1a: Summary of Matrices Encountered and Sampled at Soil Vapor Monitoring Points
Table 1b: Summary of Screen Intervals at Soil Vapor Monitoring Points
Table 2a: Fourth Quarter 2015 Groundwater VOC Data for Monitoring Wells in the Neighborhood
Table 2b: Fourth Quarter 2015 Groundwater VOC Data for Monitoring Well South of the Neighborhood
Table 3a: Fourth Quarter 2015 Water Data from Soil Vapor Monitoring Points
Table 3b: Fourth Quarter 2015 Soil Vapor Data
Table 4: Fourth Quarter 2015 Outdoor, Crawl Space and Indoor Air Data
Table 5: Upper-Bound Vapor Intrusion Risk Estimates Based on Fourth Quarter 2015 Groundwater Data in the Neighborhood
Table 6: Evaluation of VOCs in Soil Vapor and Perched Water at Parcels in the Neighborhood
Table 7: Evaluation of VOCs in Soil Gas and Perched Water at Parcel 5 (South of Neighborhood)

LIST OF FIGURES

Figure 1: Shallow Groundwater Monitoring Wells and Vapor Points Sampled During Fourth Quarter 2015
Figure 2: Groundwater Monitoring Well Locations

LIST OF APPENDICES

Appendix A: Laboratory Analytical Data
Appendix B: Photographs, Field Notes and Weather Data for October and November 2015
Appendix C: Risk Calculations and Input Parameters

1 Introduction

Ramboll Environ US Corporation (Ramboll Environ) has prepared this Fourth Quarter 2015 Soil Vapor Monitoring and Vapor Intrusion Assessment Report for the Fort Smith, Arkansas, Site (Site) on behalf of Whirlpool Corporation, in accordance with the December 27, 2013, Remedial Action Decision Document (RADD) issued by the Arkansas Department of Environmental Quality (ADEQ 2013). This report is Attachment B of the Fourth Quarter 2015 Progress Report for the Site.

Whirlpool has been monitoring groundwater at the Site since 1989. In 2012, the potential for vapor intrusion from groundwater into buildings in the neighborhood north of the Site was evaluated using multiple lines of evidence in a human health risk assessment, which was presented as Appendix A of the Revised Risk Management Plan (RRMP) (ENVIRON 2013). The risk assessment included the use of groundwater and soil vapor data in the evaluation of the potential for vapor intrusion. This report provides an updated evaluation of the potential for vapor intrusion based on the data collected from groundwater monitoring wells, vapor monitoring points and outdoor, crawl space and indoor air during the fourth quarter of 2015. The evaluation of multiple lines of evidence in this report is consistent with United States Environmental Protection Agency's (USEPA's) recommendations in its final vapor intrusion guidance documents (USEPA 2015a and 2015b).

2 Soil Vapor Monitoring Point Installation and Sample Collection

The following subsections summarize the prior installation of the soil vapor monitoring points, as well as the sample collection methods and procedures that were used during the fourth quarter 2015 monitoring event.

2.1 Prior Installation of Soil Vapor Monitoring Points

In May 2012, Whirlpool installed two sets of soil vapor points. One set (locations SV-03S and SV-04D) was installed offsite at the Whirlpool owned property (Parcel 1) and the other set (locations SV-01S and SV-02D) was installed onsite on the Whirlpool property (Parcel 5). During subsequent monitoring events, both sets of soil vapor points eventually filled with water and became ineffective for sampling soil vapor. Two additional sets of soil vapor points were installed in February 2014. Nested locations VP-1S and VP-1D, as well as VP-2S and VP-2D were installed as replacement locations on Parcel 1 and Parcel 5, respectively. These soil vapor points also filled with water over time and became ineffective for sampling soil vapor. Because the soil vapor points installed in 2012 and 2014 were ineffective for sampling soil vapor, they were properly abandoned in December 2014 and January 2015.

Per the ADEQ-approved Offsite Shallow Groundwater Investigation Work Plan (ENVIRON 2014c), Whirlpool installed co-located soil vapor monitoring points and shallow groundwater monitoring wells at five areas (identified as Parcels 1 through 5 on Figure 1) in January 2015. Whirlpool installed eight soil vapor monitoring points (VP-5 through VP-10, VP-12 and VP-14) at these Parcels. Whirlpool also attempted to install two additional vapor points (VP-11 on Parcel 4 and VP-13 on Parcel 5); however, installation was unsuccessful because of water in the borings. VP-11 and VP-13 were instead installed as monitoring wells MW-181 and MW-180, respectively. In June 2015, Whirlpool installed a vapor point (VP-15) on the property adjacent to Parcel 4 (the Whirlpool owned offsite property). This property where VP-15 was installed is identified as Parcel 6 and shown on Figure 1.

2.2 Fourth Quarter 2015 Sampling

Soil vapor sampling was completed on October 6, 7 and 9, 2015, following USEPA and industry standard methods. Because the TCE soil vapor concentration from VP-9 was much higher than those previously detected at this location, a confirmation vapor sample was collected from VP-9 on November 4, 2015. The field procedures used during these soil vapor sampling events were consistent with the methodology described in the First Quarter 2014 Soil Vapor Monitoring/ Vapor Intrusion Report (ENVIRON 2014a) and the modifications discussed in the Second Quarter 2014 Soil Vapor Monitoring/Vapor Intrusion Report (ENVIRON 2014b), except the sampling attempt was not preceded by at least five consecutive days with less than 0.1 inch of rain for the VP-9 sample collection on November 4, 2015: 0.28 inch of rain was recorded on October 30, 2015. The October 6, 7 and 9, 2015, sampling was preceded by at least five consecutive days with less than 0.1 inch of rain. Precipitation data for the months of October and November are provided in Appendix B.

Among the existing soil vapor sampling points, soil vapor samples were collected from VP-7 and VP-9. Perched water filled the vapor points at locations VP-5, VP-6, VP-8, VP-10, VP-12, VP-14

and VP-15 and the water from these monitoring points could not be purged from the sampling train. Consistent with the modifications to the sampling plan proposed in the Second Quarter 2014 Soil Vapor Monitoring/Vapor Intrusion Report, water samples were collected from these vapor points. Table 1a summarizes the matrices encountered at the soil vapor monitoring points and the types of samples that were collected during quarterly events in 2014 and 2015. The screen intervals and matrices encountered at each of the soil vapor monitoring points and the co-located monitoring wells at each parcel during the fourth quarter 2015 sampling event are summarized in Table 1b.

Outdoor, crawl space and indoor air samples were also collected at Parcel 3 to further evaluate the potential for groundwater vapor intrusion, as indicated in Table 1a.

The volatile organic compound (VOC) results for the soil vapor, groundwater, perched water, outdoor, crawl space and indoor air samples collected during Fourth Quarter 2015 are discussed in Section 3. The analytical data reports for the samples are provided in Appendix A.

3 Results

3.1 Summary of Prior Assessment

Groundwater and soil vapor data collected prior to 2013 were evaluated and the results were presented in the RRMP and ADEQ's RADD[1]. Quarterly groundwater, perched water and soil vapor data collected from First Quarter 2014 through Third Quarter 2015 were similarly evaluated and the results were presented in the corresponding Quarterly Vapor Monitoring and Vapor Intrusion Assessment reports.

The perched water, soil vapor and crawl space air data collected over the groundwater plume in the neighborhood through Third Quarter 2015 have shown that TCE vapor from the groundwater is not indicative of a public health concern associated with vapor intrusion from groundwater. These findings corroborate the groundwater vapor intrusion modeling results which indicate vapor intrusion from groundwater is not occurring at levels that would present a public health concern.

3.2 Current Assessment

Groundwater data from monitoring wells (which have identifiers beginning with "MW-") in the neighborhood (Figure 2) collected during Fourth Quarter 2015 are summarized in Table 2a. Groundwater data from monitoring wells south of the neighborhood are summarized on Table 2b and are included in the report because these wells are near VP-14 and where the highest detected concentration of TCE has been found at the Site's property boundary. Perched water data and soil vapor data from soil vapor points sampled during Fourth Quarter 2015 are included in Tables 3a and 3b, respectively. Outdoor, crawl space and indoor air data collected at Parcel 3 during Fourth Quarter 2015 are included in Table 4. As discussed in Attachment A of this progress report, the concentrations of TCE in groundwater in the neighborhood, including at MW-71 (Parcel 4) and MW-33/MW-33R (which replaced MW-33) (Parcel 5), have been stable or decreasing since May 2012.

The maximum detected groundwater concentrations among the monitoring wells in the neighborhood that were sampled in October 2015 are summarized in Table 5. These concentrations were used to calculate upper-bound risk estimates for potential vapor intrusion from groundwater into residences in the neighborhood using the approach in Section 6.5.2 of the ADEQ-approved RRMP. The calculation of and input parameters for these risk estimates are included as Appendix C. As shown in Table 5, the calculations resulted in upper-bound cumulative cancer risk and non-cancer hazard index (HI) estimates of 2×10^{-6} and 0.3, respectively. These risk estimates are below ADEQ's risk management limits of 10^{-4} and 1, respectively (ADEQ 2005).

As described in Section 2.10, soil vapor monitoring points and groundwater monitoring wells were installed at five parcels in January 2015 and one additional parcel in June 2015 to provide additional lines of evidence to evaluate the potential for vapor intrusion from groundwater. At

[1] Included in Appendix A of the April 2013 RRMP (ENVIRON 2013) and Section 3.A of the December 2013 Remedial Action Decision Document (ADEQ 2013).

each parcel where soil vapor data could be collected, the soil vapor data were used to confirm the conclusions of the groundwater vapor intrusion risk assessment, consistent with the approach used in prior Quarterly Soil Vapor Monitoring/Vapor Intrusion Reports (ENVIRON 2014a, b, d, 2015a, b; Ramboll Environ 2015) and as discussed in Section 6.8.2 of the RRMP (ENVIRON 2013). Where soil vapor data could not be collected but perched water samples could be collected from the soil vapor monitoring points, these data were used to confirm the conclusions of the groundwater vapor intrusion risk assessment.

At Parcel 3, outdoor, crawl space and indoor air samples were also collected in Fourth Quarter 2015 to evaluate the significance of the Fourth Quarter 2015 soil vapor data from VP-9. These air data were used as additional lines of evidence to evaluate the potential for vapor intrusion from groundwater, similar to the approach used in the Second Quarter 2015 report.

The following sections describe the evaluation of groundwater, perched water, soil vapor and air data from each of the six parcels. The parcels within the neighborhood are discussed in Section 3.2.1, the parcel south of the neighborhood is discussed in Section 3.2.2. The calculation of single chemical risk estimates discussed in this section is included in Appendix C. Toxicity values used in the risk estimates are current as of September 2015.

3.2.1 Parcels in the Neighborhood

3.2.1.1 Parcel 1

At Parcel 1, vapor intrusion risks were estimated based on the perched water data from VP-6, using the approach for groundwater (as described in Section 6.5.2 of the ADEQ-approved RRMP) except the depth to water was increased to 14 feet below ground surface (bgs) to match the depth of the water sample at VP-6. As shown on Table 6, the upper-bound cumulative cancer risk and non-cancer HI estimates for perched water at VP-6 are 5×10^{-9} and 0.0006, respectively, which are well within ADEQ's risk management limits for reasonable maximum exposure (RME) risks.

Upper-bound risk estimates were also calculated using the shallower perched water data from VP-5, which is located adjacent to VP-6, as an additional line of evidence for assessing the degree of vapor intrusion from groundwater. The estimates were calculated using the approach discussed above for groundwater, except the depth to water was decreased to 7.5 feet bgs. As shown in Table 6, the upper-bound cumulative cancer risk and non-cancer HI estimates for perched water at VP-5 are 8×10^{-9} and 0.002, respectively, which are well within ADEQ's risk management limits for RME risks.

These results confirm that vapor intrusion from groundwater does not pose an unacceptable risk at Parcel 1. Only perched water data were evaluated at Parcel 1 because a soil vapor sample could not be collected from the vapor monitoring points at this location.

3.2.1.2 Parcel 2

At Parcel 2, vapor intrusion risks were estimated based on the perched water data from VP-8 and the approach discussed above for groundwater, except the depth to water was decreased

to 10.5 feet bgs. As shown in Table 6, the upper-bound cumulative cancer risk and non-cancer HI estimates for perched water at VP-8 are 1 x 10^{-8} and 0.002, respectively, which are well within ADEQ's risk management limits for RME risks.

Upper-bound risk estimates were calculated using the soil vapor data from VP-7, which is located adjacent to VP-8, as an additional line of evidence for assessing the degree of vapor intrusion from groundwater. These risk estimates were calculated using USEPA's highly conservative 95th percentile subslab soil vapor attenuation factor of 0.03 (USEPA 2015). As shown in Table 6, the upper-bound cumulative cancer risk and non-cancer HI estimates from soil vapor at VP-7 are 9 x 10^{-7} and 0.02, respectively, which are well within ADEQ's risk management limits for RME risks.

The upper-bound risk estimates for soil vapor from VP-7 are somewhat higher than the risk estimates based on the perched water data from VP-8. These higher risk estimates should not be interpreted as an indication that the risk estimates from the water data are not adequately conservative. Rather, the interpretation should be that the risk estimates based on the soil vapor data are upper-bound rather than reasonable worst-case and thus, are more conservative than necessary. As discussed in Section 6.8.2 of the RRMP, these risk estimates ignore the attenuation due to the approximately 5 feet of silty clay between the soil vapor sample depth and the assumed subslab depth, which is likely to be substantial. Accounting for such attenuation would result in risk estimates for VP-7 that are lower than those shown in Table 6.

These results confirm that vapor intrusion from groundwater does not pose an unacceptable risk at Parcel 2.

3.2.1.3 Parcel 3

At Parcel 3, vapor intrusion risks were estimated based on the perched water data from VP-10 and the approach discussed above for groundwater, except the depth to water was decreased to 11 feet bgs. As shown in Table 6, the upper-bound cumulative cancer risk and non-cancer HI estimates for water at VP-10 are 8 x 10^{-5} and 0.2, respectively, which are within ADEQ's risk management limits for RME risks.

Upper-bound risk estimates were also calculated using the maximum soil vapor concentrations from VP-9, which is located adjacent to VP-10, as an additional line of evidence for assessing the degree of vapor intrusion from groundwater. These risk estimates were calculated following the approach discussed above for soil vapor at Parcel 2. As shown in Table 6, the upper-bound cumulative cancer risk and non-cancer HI estimates for soil vapor at VP-9 are 9 x 10^{-5} and 20, respectively. The upper-bound HI estimate exceeds ADEQ's noncancer risk management limit for RME risks. As discussed in Section 3.2.1.2, these soil vapor risk estimates are more conservative than necessary because they ignore the attenuation due to the approximately 5 feet of silty clay between the soil gas sample and the assumed subslab. The elevated HI is the result of TCE that was detected at a concentration of 360 µg/m^3 on October 9, 2015 and 1,200 µg/m^3 on November 4, 2015. These concentrations are over three orders of magnitude higher than the previously detected concentration of TCE in soil vapor at this or another soil vapor monitoring point since 2012. Because of the large change in the TCE soil vapor concentration,

outdoor, crawl space and indoor air samples were collected at this parcel on November 4 and 5, 2015.

As shown on Table 4, only two chemicals [1,2-dichloroethane (1,2-DCA) and tetrachloroethene (PCE)] were detected in the outdoor air sample. Neither 1,2-DCA or PCE are believed to be related to contamination in the offsite groundwater because neither chemical was detected in groundwater at Parcel 3 nor detected elsewhere in offsite groundwater at concentrations that exceed the drinking water standard[2]. These were also the only two VOCs detected in the crawl space air sample. The concentrations in the crawl space air sample are nearly the same as those in the outdoor air, which is consistent with the fact that the crawl space has openings to outdoor air and that these concentrations are unrelated to contamination in offsite groundwater. The absence of detectable plume-related concentrations in the crawl space air data indicates an incomplete vapor intrusion pathway from the groundwater plume.

The concentrations of 1,2-DCA and TCE in the indoor air appear to be related to an indoor source (or sources) because the indoor air concentration of 1,2-DCA is approximately 35 times higher than the concentrations in the outdoor air and crawl space air and TCE was not detected in either crawl space or outdoor air samples. The concentration of PCE in indoor air appears to be related to outdoor sources because it is nearly the same as the PCE concentrations in the outdoor air and crawl space air.

Because the detected concentrations in outdoor, crawl space and indoor air samples are not associated with the groundwater conditions related to the Site, the calculation of risk estimates is unnecessary to evaluate the degree of potential for vapor intrusion from groundwater.

Using multiple lines of evidence, these results confirm that vapor intrusion from groundwater does not pose an unacceptable risk at Parcel 3.

3.2.1.4 Parcel 4

At Parcel 4, vapor intrusion risks were estimated based on the groundwater data from MW-71, which had the highest concentrations in groundwater from monitoring wells at this Parcel and the approach discussed above for groundwater. As shown in Table 6, the upper-bound cumulative cancer risk and non-cancer HI estimates from groundwater at MW-71 are 7×10^{-7} and 0.1, respectively, which are well within ADEQ's risk management limits for RME risks.

Upper-bound risk estimates were also calculated using the groundwater data from MW-177, which is located adjacent to MW-71, as an additional line of evidence for assessing the degree of vapor intrusion from groundwater. Only groundwater data were evaluated at this parcel because a soil vapor sample could not be collected from the vapor monitoring point (VP-12, where the screen is set deeper than the screen at MW-71) at Parcel 4. Vapor intrusion risks were calculated using the groundwater from MW-177 and the approach discussed above for

[2] 1,2-DCA was only detected offsite in groundwater at MW-31 (2008) at a concentration of 3 micrograms per liter (µg/L). MW-31 is more than 600 feet from Parcel 3. PCE was detected offsite in groundwater at MW-33/33R (2014/2015), MW-41 (2014), MW-43 (2006), MW-46R (2015) and MW-58 (2014) and MW-176 (2015) at concentrations ranging from 0.11 µg/L to 0.91 µg/L. MW-176 is located on Parcel 3 and the highest detected concentration of PCE was 0.14 µg/L, which is below the maximum contaminant level (MCL) of 5 µg/L.

groundwater, except the depth to water was decreased to 9.5 feet bgs. As shown in Table 6, the upper-bound cumulative cancer risk and non-cancer HI estimates from groundwater at MW-177 are 3×10^{-9} and 0.000006, respectively, which are well within ADEQ's risk management limits for RME risks.

These results confirm that vapor intrusion from groundwater does not pose an unacceptable risk at Parcel 4. Further, TCE was non-detect in groundwater from MW-177, which is the main reason the risk estimates for groundwater from MW-177 are more than two orders of magnitude lower than those for groundwater from MW-71.

3.2.1.5 Parcel 6

At Parcel 6, vapor intrusion risks were estimated based on the groundwater data from MW-55R and the approach discussed above for groundwater. As shown on Table 6, the upper-bound cumulative cancer risk and non-cancer HI estimates for groundwater at MW-55R are 2×10^{-8} and 0.003, respectively, which are well within ADEQ's risk management limits for RME risks.

Upper-bound risk estimates were also calculated using the perched water data from VP-15, which is the closest vapor point to MW-55R, as an additional line of evidence for assessing the degree of vapor intrusion from groundwater. The estimates were calculated using the approach discussed above for groundwater, except the depth to water was decreased to 5.5 feet bgs. As shown in Table 6, the upper-bound cumulative cancer risk and non-cancer HI estimates for perched water at VP-15 are 7×10^{-9} and 0.00008, respectively, which are well within ADEQ's risk management limits for RME risks.

These results do not indicate that vapor intrusion from groundwater would pose an unacceptable risk at Parcel 6.

3.2.2 South of the Neighborhood – Parcel 5

Risk estimates for potential vapor intrusion from groundwater into residential buildings were estimated based on the data collected at Parcel 5, which is vacant and located south of Ingersoll Avenue and the residential neighborhood. Groundwater vapor intrusion risks were conservatively calculated using the groundwater data from MW-33R, which is adjacent to VP-14 at this parcel and the approach discussed above for groundwater. As shown in Table 7, the upper-bound cumulative cancer risk and non-cancer HI estimates from groundwater at MW-33R are 3×10^{-6} and 0.6, respectively, which are below ADEQ's risk management limits for RME risks.

Upper-bound risk estimates were calculated using shallow groundwater data from MW-180 and MW-178 (which are located within 40 feet of MW-33R) and the approach discussed above for groundwater, except the depth to groundwater was reduced to 6.5 feet bgs and 7.5 feet bgs, respectively. Shallow groundwater data was evaluated at this parcel because a shallow soil vapor monitoring point (VP-13) could not be installed due to the presence of shallow water, as discussed in Section 2.1. As shown in Table 7, the upper-bound cumulative cancer risk and non-cancer HI estimates from groundwater at MW-180 are 7×10^{-8} and 0.02, respectively and at

MW-178 are 2 x 10^{-8} and 0.005, respectively, all of which are well within ADEQ's risk management limits for RME risks.

These risk estimates show that vapor intrusion from groundwater would not pose an unacceptable risk if there was a residence at Parcel 5.

4 Summary and Conclusion

- The concentrations of TCE in groundwater are stable or decreasing compared to previous reporting periods and historic results;
- Risk estimates for vapor intrusion from groundwater in the neighborhood are below ADEQ's risk management limits of 10^{-4} and 1 for cumulative cancer risk and non-cancer hazards, respectively;
- Vapor intrusion modeling using perched water and soil gas confirms the modeling results using VOC concentrations in water collected from groundwater monitoring wells, except at Parcel 3 where concentrations of TCE in VP-9 increased from the previous quarter. Due to this increase, outdoor, crawl space and indoor air were sampled and;
- The absence of detectable plume-related constituents in the crawl space air at Parcel 3 indicates the vapor intrusion pathway from the groundwater plume is incomplete at this parcel.

5 References

Arkansas Department of Environmental Quality (ADEQ). 2005. Ground Water Remediation Level Interim Policy and Technical Guidance. Memorandum from Marcus Devine, Director, to Ellen Carpenter, Legal Division Chief. July 12.

Arkansas Department of Environmental Quality (ADEQ). 2013. Remedial Action Decision Document (RADD) for Corrective Action. Facility Identification Number: 66-00048. December 27.

ENVIRON International Corporation (ENVIRON). 2013. Revised Risk Management Plan. April 24.

ENVIRON International Corporation (ENVIRON). 2014a. First Quarter 2014 Progress Report, Attachment B: Soil Vapor Monitoring/Vapor Intrusion Report. May 15.

ENVIRON International Corporation (ENVIRON). 2014b. Second Quarter 2014 Progress Report, Attachment B: Soil Vapor Monitoring/Vapor Intrusion Report. August 15.

ENVIRON International Corporation (ENVIRON). 2014c. Offsite Shallow Groundwater Investigation Work Plan. October.

ENVIRON International Corporation (ENVIRON). 2014d. Third Quarter 2014 Progress Report, Attachment B: Soil Vapor Monitoring/Vapor Intrusion Report. November 14.

ENVIRON International Corporation (ENVIRON). 2015a. Fourth Quarter 2014 Progress Report, Attachment B: Soil Vapor Monitoring/Vapor Intrusion Report. February.

ENVIRON International Corporation (ENVIRON). 2015b. First Quarter 2015 Progress Report, Attachment B: Soil Vapor Monitoring and Vapor Intrusion Assessment Report. April.

Ramboll Environ US Corporation (ENVIRON). 2015. Second Quarter 2015 Progress Report, Attachment B: Soil Vapor Monitoring and Vapor Intrusion Assessment Report. August.

Ramboll Environ US Corporation (ENVIRON). 2015. Third Quarter 2015 Progress Report, Attachment B: Soil Vapor Monitoring and Vapor Intrusion Assessment Report. October.

United States Environmental Protection Agency (USEPA). 2015a. OSWER Technical Guide for Assessing and Mitigating the Vapor Intrusion Pathway from Subsurface Vapor Sources to Indoor Air. Office of Solid Waste and Emergency Response. OSWER Publication 9200.2-154. June.

United States Environmental Protection Agency (USEPA). 2015b. Technical Guide for Addressing Petroleum Vapor Intrusion at Leaking Underground Storage Tank Sites. EPA 510-R-15-001. June.

Weather Underground. "Weather History for Fort Smith, AR." Weather Forecast & Reports. April 2015. Accessed June 2, 2015. < http://www.wunderground.com/history/airport/KFSM/2015/4/15/MonthlyCalendar.html>.

Tables

TABLE 1a
SUMMARY OF MATRICES ENCOUNTERED AND SAMPLED AT SOIL VAPOR MONITORING POINTS
Whirlpool Facility - Fort Smith, Arkansas

Quarter of Collection	Date of Collection	In Neighborhood										South of Neighborhood	
		Parcel 1		Parcel 2		Parcel 3			Parcel 4		Parcel 6	Parcel 5	
		VP-5	VP-6	VP-7	VP-8	OA/CS/IA	VP-9	VP-10	VP-1S+	VP-1D / VP-12#	VP-15	VP-2S+	VP-2D / VP-14#
4th Q 2015	10/2015	**Water**	**Water**	**Air**	**Water**	**Air**	**Air**	**Water**	--	**Water**	**Water**	--	**Water**
3rd Q 2015	7/2015	**Water**	**Water**	**Air**	**Water**	--	**Water**	**Water**	--	**Water**	**Water**	--	**Water**
2nd Q 2015	4/2015	**Water**	**Water**	**Air**	**Water**	**Air**	**Air**	**Water**	--	**Water**	--	--	*Water*
1st Q 2015	1/2015	**Air**	**Water**	**Air**	*Water*	--	**Air**	**Water**	--	**Water**	--	--	**Air**
4th Q 2014	10/2014	--	--	--	--	--	--	--	**Water**	*Air*	--	**Water**	**Water**
3rd Q 2014	9/2014	--	--	--	--	--	--	--	**Water**	*Air**	--	**Water**	**Water**
3rd Q 2014	7/2014	--	--	--	--	--	--	--	*Water*	*Water*	--	**Water**	**Water**
2nd Q 2014	5/2014	--	--	--	--	--	--	--	Water	**Air**	--	Water	Water
1st Q 2014	3/2014	--	--	--	--	--	--	--	**Air**	**Air**	--	Water	**Air**

Notes:
Shaded and **bolded** cells indicate that a sample was collected.

Italicized cells indicate that insufficient volume was available for sample collection.

Dashes (indicate) indicate the location was not installed or was abandoned during this sampling event.

Prior to the Third Quarter 2014, water encountered in the soil vapor monitoring points was not sampled per the quarterly sampling plan.

* During the September 2014 sampling event, no air or water sample could be collected at VP-1D; a water sample was collected at the nearby port SV-04D to characterize VOC concentrations in the area.

+ During the First Quarter 2015, VP-1S and VP-2S were abandoned and installation of VP-11 and VP-13 was attempted in Parcels 4 and 5, respectively. However, because of water in the borings for VP-11 and VP-13, monitoring wells MW-181 and MW-180, respectively, were installed.

During the First Quarter 2015, locations VP-1D and VP-2D were replaced by VP-12 and VP-14, respectively.

TABLE 1b
SUMMARY OF SREEN INTERVALS AT SOIL VAPOR MONITORING POINTS
Whirlpool Facility - Fort Smith, Arkansas

Area	Parcel	Location	Screen Interval (ft bgs)	Notes	4Q2015
					10/2015
In Neighborhood	1	MW-173	5-6		Water
In Neighborhood	1	VP-5	7.25-7.75	water in VP	Water
In Neighborhood	1	MW-174	10-11		Water
In Neighborhood	1	VP-6	13.75-14.25	water in VP	Water
In Neighborhood	2	VP-7	5.25-5.75		Air
In Neighborhood	2	VP-8	10.25-10.75	water in VP	Water
In Neighborhood	2	MW-175	14-15		Water
In Neighborhood	3	VP-9	5.25-5.75		Air
In Neighborhood	3	VP-10	10.75-11.25	water in VP	Water
In Neighborhood	3	MW-176	13.5-14.5		Water
In Neighborhood	4	MW-181 (VP-11)+	5.5-6.5	well was dry	--
In Neighborhood	4	MW-177	9-10		Water
In Neighborhood	4	VP-12 (VP-1D)*	12.25-12.75	water in VP	Water
In Neighborhood	4	MW-71	12		Water
In Neighborhood	6	VP-15	5.25-5.75	water in VP	Water
In Neighborhood	6	MW-55R	19-21		Water
South of Neighborhood	5	MW-180 (VP-13)+	6-7		Water
South of Neighborhood	5	MW-178	7-8		Water
South of Neighborhood	5	VP-14 (VP-2D)*	10.25-10.75	water in VP	Water
South of Neighborhood	5	MW-179	12-13		Water
South of Neighborhood	5	MW-33R	19-21		Water

Notes:

Shaded cells indicate that sample was used in risk assessment.

Italicized cells indicate that insufficient volume was available for sample collection.

Dashes (indicate) indicate the location was not installed or was abandoned during this sampling event.

Prior to the Third Quarter 2014, water encountered in the soil vapor monitoring points was not sampled per the quarterly sampling plan.

* During the First Quarter 2015, locations VP-1D and VP-2D were replaced by VP-12 and VP-14, respectively.

+ During the First Quarter 2015, VP-1S and VP-2S were abandoned and installation of VP-11 and VP-13 was attempted in Parcels 4 and 5, respectively. However, because of water in the borings for VP-11 and VP-13, monitoring wells MW-181 and MW-180, respectively, were installed.

TABLE 2a
FOURTH QUARTER 2015 GROUNDWATER VOC DATA FOR MONITORING WELLS IN THE NEIGHBORHOOD
Whirlpool Facility - Fort Smith, Arkansas

Location	MW-34R	MW-35R	MW-35R	MW-36R	MW-39R	MW-40R	MW-40R	MW-41R	MW-41R	MW-46R
Ramboll Environ Sample ID	MW-34R-201510	MW-35R-201510	MW-35R-201511	MW-36R-201510	MW-39R-201510	MW-40R-201510	DUP-03-201510	MW-41R-201510	DUP-07-201510	MW-46R-201510
Lab Sample ID	60204767031	60204563021	60206665004	60204425028	60204563004	60204425020	60204425021	60204425017	60204425018	60204563024
Sample Date	10/8/2015	10/7/2015	11/4/2015	10/6/2015	10/7/2015	10/6/2015	10/6/2015	10/6/2015	10/6/2015	10/7/2015
Comments							Field Duplicate		Field Duplicate	
Volatile Organic Compounds										
Acetone	U (1.9)	21.6 (1.9)	51.8 (1.9)	25.7 J (1.9)	U (1.9)	U (1.9)	U (1.9)	U (1.9)	U (1.9)	U (1.9)
Benzene	0.22 J (0.060)	U (0.060)	U (0.060)	0.22 J (0.060)	U (0.060)	U (0.060)	U (0.060)	U (0.060)	U (0.060)	U (0.060)
Bromoform	10.8 (0.070)	0.18 J (0.070)	0.45 (0.070)	0.92 J (0.070)	U (0.070)	U (0.070)	U (0.070)	U (0.070)	U (0.070)	U (0.070)
Bromomethane	1.5 J (0.16)	23.0 (0.16)	9.1 (0.16)	48.1 (0.16)	U (0.16)	U (0.16)	U (0.16)	U (0.16)	U (0.16)	U (0.16)
2-Butanone	1.1 J (0.59)	U (0.59)	U (0.59)	U (0.59)	U (0.59)	U (0.59)	U (0.59)	U (0.59)	U (0.59)	U (0.59)
Carbon Disulfide	8.4 (0.12)	U (0.12)	U (0.12)	U (0.12)	0.20 J (0.12)	U (0.12)	U (0.12)	U (0.12)	U (0.12)	U (0.12)
Chlorobenzene	U (0.21)	U (0.21)	U (0.21)	U (0.21)	U (0.21)	U (0.21)	U (0.21)	U (0.21)	U (0.21)	U (0.21)
Chloroform	0.20 J (0.14)	0.15 J (0.14)	U (0.14)	U (0.14)	0.27 J (0.14)	U (0.14)	U (0.14)	U (0.14)	U (0.14)	U (0.14)
Chloromethane	1.9 (0.080)	14.7 (0.080)	33.3 (0.080)	45.4 (0.080)	U (0.080)	U (0.080)	U (0.080)	U (0.080)	U (0.080)	U (0.080)
Dibromochloromethane	0.60 J (0.21)	U (0.21)	U (0.21)	U (0.21)	U (0.21)	U (0.21)	U (0.21)	U (0.21)	U (0.21)	U (0.21)
1,1-Dichloroethane	U (0.050)	U (0.050)	U (0.050)	U (0.050)	U (0.050)	U (0.050)	U (0.050)	U (0.050)	U (0.050)	U (0.050)
1,2-Dichloroethane	U (0.12)	U (0.12)	U (0.12)	U (0.12)	U (0.12)	U (0.12)	U (0.12)	U (0.12)	U (0.12)	U (0.12)
1,1-Dichloroethene	U (0.20)	U (0.20)	U (0.20)	U (0.20)	U (0.20)	U (0.20)	U (0.20)	0.46 J (0.20)	0.41 J (0.20)	1.1 (0.20)
cis-1,2-Dichloroethene	0.16 J (0.080)	0.58 J (0.080)	0.36 (0.080)	U (0.080)	U (0.080)	0.23 J (0.080)	U (0.080)	36.7 (0.080)	35.2 (0.080)	10.2 (0.080)
trans-1,2-Dichloroethene	U (0.20)	U (0.20)	U (0.20)	U (0.20)	U (0.20)	U (0.20)	U (0.20)	U (0.20)	U (0.20)	0.29 J (0.20)
1,2-Dichloropropane	U (0.16)	U (0.16)	U (0.16)	U (0.16)	U (0.16)	U (0.16)	U (0.16)	U (0.16)	U (0.16)	U (0.16)
2-Hexanone	U (1.2)	U (1.2)	U (1.2)	U (1.2)	U (1.2)	U (1.2)	U (1.2)	U (1.2)	U (1.2)	U (1.2)
4-Methyl-2-pentanone	U (0.42)	U (0.42)	U (0.42)	U (0.42)	U (0.42)	U (0.42)	U (0.42)	U (0.42)	U (0.42)	U (0.42)
Tetrachloroethene	U (0.10)	U (0.10)	U (0.10)	U (0.10)	U (0.10)	U (0.10)	U (0.10)	U (0.10)	U (0.10)	U (0.10)
Toluene	U (0.17)	U (0.17)	U (0.17)	U (0.17)	U (0.17)	U (0.17)	U (0.17)	U (0.17)	U (0.17)	U (0.17)
Trichloroethene	4.5 (0.17)	15.4 (0.17)	23.6 (0.17)	U (0.17)	U (0.17)	0.30 J (0.17)	0.83 J (0.17)	48.7 (0.17)	46.4 (0.17)	371 (0.85)
Vinyl Chloride	U (0.13)	U (0.13)	U (0.13)	U (0.13)	U (0.13)	U (0.13)	U (0.13)	0.39 J (0.13)	0.33 J (0.13)	0.43 J (0.13)

Notes:

1 All concentrations are presented in ug/L (ppb).

2 Only chemicals with at least one detection in any water, soil vapor, or air sample are

U = Not detected

J = Estimated concentration

( ) = Detection limit

µg/L = Micrograms per liter

RAMBOLL ENVIRON

TABLE 2a
FOURTH QUARTER 2015 GROUNDWATER VOC DATA FOR MONITORING WELLS IN THE NEIGHBORHOOD
Whirlpool Facility - Fort Smith, Arkansas

Location	MW-50R	MW-55R	MW-56R	MW-57R	MW-58R	MW-60R	MW-61R	MW-61R	MW-61R	MW-62R
Ramboll Environ Sample ID	MW-50R-201510	MW-55R-201510	MW-56R-201510	MW-57R-201510	MW-58R-201510	MW-60R-201510	MW-61R-201510	DUP-02-201510	MW-61R-201511	MW-62R-201510
Lab Sample ID	60204425011	60204425003	60204425002	60204425001	60204767009	60204425010	60204767001	60204767002	60206665003	60204425025
Sample Date	10/6/2015	10/6/2015	10/6/2015	10/6/2015	10/8/2015	10/6/2015	10/8/2015	10/8/2015	11/4/2015	10/6/2015
Comments								Field Duplicate		
Volatile Organic Compounds										
Acetone	U (1.9)	UJ (1.9)	U (1.9)	U (1.9)	U (1.9)	U (1.9)	U (1.9)	U (1.9)	58.1 (1.9)	U (1.9)
Benzene	U (0.060)	U (0.060)	0.18 J (0.060)	U (0.060)	U (0.060)	U (0.060)	0.099 J (0.060)	0.11 J (0.060)	U (0.060)	U (0.060)
Bromoform	U (0.070)	U (0.070)	U (0.070)	U (0.070)	U (0.070)	U (0.070)	U (0.070)	U (0.070)	U (0.070)	U (0.070)
Bromomethane	U (0.16)	U (0.16)	U (0.16)	U (0.16)	U (0.16)	U (0.16)	U (0.16)	U (0.16)	U (0.16)	U (0.16)
2-Butanone	U (0.59)	U (0.59)	U (0.59)	U (0.59)	U (0.59)	U (0.59)	243 (0.59)	269 (0.59)	155 (0.59)	U (0.59)
Carbon Disulfide	U (0.12)	0.22 J (0.12)	U (0.12)	0.32 J (0.12)	U (0.12)	U (0.12)	0.34 J (0.12)	0.59 J (0.12)	0.49 (0.12)	U (0.12)
Chlorobenzene	U (0.21)	U (0.21)	U (0.21)	U (0.21)	U (0.21)	U (0.21)	U (0.21)	U (0.21)	U (0.21)	U (0.21)
Chloroform	U (0.14)	U (0.14)	1.6 (0.14)	U (0.14)	0.21 J (0.14)	U (0.14)	0.20 J (0.14)	0.26 J (0.14)	U (0.14)	U (0.14)
Chloromethane	U (0.080)	U (0.080)	U (0.080)	U (0.080)	U (0.080)	U (0.080)	U (0.080)	U (0.080)	U (0.080)	U (0.080)
Dibromochloromethane	U (0.21)	U (0.21)	U (0.21)	U (0.21)	U (0.21)	U (0.21)	U (0.21)	U (0.21)	U (0.21)	U (0.21)
1,1-Dichloroethane	U (0.050)	U (0.050)	U (0.050)	U (0.050)	U (0.050)	U (0.050)	U (0.050)	U (0.050)	U (0.050)	U (0.050)
1,2-Dichloroethane	U (0.12)	U (0.12)	U (0.12)	U (0.12)	U (0.12)	U (0.12)	U (0.12)	U (0.12)	U (0.12)	U (0.12)
1,1-Dichloroethene	U (0.20)	U (0.20)	1.5 (0.20)	1.6 (0.20)	1.8 (0.20)	U (0.20)	U (0.20)	U (0.20)	U (0.20)	U (0.20)
cis-1,2-Dichloroethene	U (0.080)	0.53 J (0.080)	18.1 (0.080)	13.0 (0.080)	10.5 (0.080)	U (0.080)	U (0.080)	U (0.080)	1.1 (0.080)	U (0.080)
trans-1,2-Dichloroethene	U (0.20)	U (0.20)	0.31 J (0.20)	U (0.20)	0.24 J (0.20)	U (0.20)	U (0.20)	U (0.20)	U (0.20)	U (0.20)
1,2-Dichloropropane	U (0.16)	U (0.16)	U (0.16)	U (0.16)	U (0.16)	U (0.16)	U (0.16)	U (0.16)	U (0.16)	U (0.16)
2-Hexanone	U (1.2)	U (1.2)	U (1.2)	U (1.2)	U (1.2)	U (1.2)	U (1.2)	U (1.2)	U (1.2)	U (1.2)
4-Methyl-2-pentanone	U (0.42)	U (0.42)	U (0.42)	U (0.42)	U (0.42)	U (0.42)	1.5 J (0.42)	1.5 J (0.42)	U (0.42)	U (0.42)
Tetrachloroethene	U (0.10)	U (0.10)	U (0.10)	U (0.10)	U (0.10)	U (0.10)	U (0.10)	U (0.10)	U (0.10)	U (0.10)
Toluene	U (0.17)	U (0.17)	0.30 J (0.17)	U (0.17)	U (0.17)	U (0.17)	0.22 J (0.17)	0.32 J (0.17)	U (0.17)	U (0.17)
Trichloroethene	0.35 J (0.17)	4.4 (0.17)	278 (0.85)	400 (0.85)	299 (0.85)	U (0.17)	11.7 (0.17)	13.3 (0.17)	9.2 (0.17)	U (0.17)
Vinyl Chloride	U (0.13)	0.14 J (0.13)	0.42 J (0.13)	0.42 J (0.13)	0.55 J (0.13)	U (0.13)	U (0.13)	U (0.13)	U (0.13)	U (0.13)

Notes:

1 All concentrations are presented in ug/L (ppb).

2 Only chemicals with at least one detection in any water, soil vapor, or air sample are

U = Not detected

J = Estimated concentration

( ) = Detection limit

µg/L = Micrograms per liter

TABLE 2a
FOURTH QUARTER 2015 GROUNDWATER VOC DATA FOR MONITORING WELLS IN THE NEIGHBORHOOD
Whirlpool Facility - Fort Smith, Arkansas

Location	MW-63R	MW-65	MW-65	MW-66	MW-67R	MW-68	MW-71	MW-81	MW-81	MW-82
Ramboll Environ Sample ID	MW-63R-201510	MW-65-201510	MW-65-201511	MW-66-201510	MW-67R-201510	MW-68-201510	MW-71-201510	MW-81-201510	MW-81-201511	MW-82-201510
Lab Sample ID	60204767006	60204563031	60206665005	60204425012	60204425013	60204425027	60204425023	60204767014	60206784003	60204425005
Sample Date	10/8/2015	10/7/2015	11/4/2015	10/6/2015	10/6/2015	10/6/2015	10/6/2015	10/8/2015	11/5/2015	10/6/2015
Comments										
Volatile Organic Compounds										
Acetone	U (1.9)	5.6 J (1.9)	50.3 (1.9)	U (1.9)	U (1.9)	U (1.9)	U (1.9)	U (1.9)	22.9 (1.9)	47.3 J (1.9)
Benzene	U (0.060)	U (0.060)	U (0.060)	U (0.060)	U (0.060)	U (0.060)	U (0.060)	0.52 J (0.060)	U (0.060)	0.43 J (0.060)
Bromoform	U (0.070)	0.62 J (0.070)	U (0.070)	U (0.070)	U (0.070)	U (0.070)	U (0.070)	U (0.070)	0.19 (0.070)	0.31 J (0.070)
Bromomethane	U (0.16)	U (0.16)	1.7 (0.16)	U (0.16)	U (0.16)	U (0.16)	U (0.16)	4.4 J (0.16)	5.5 (0.16)	6.5 B (0.16)
2-Butanone	U (0.59)	U (0.59)	3.5 (0.59)	U (0.59)	U (0.59)	U (0.59)	U (0.59)	1.6 J (0.59)	U (0.59)	7.6 J (0.59)
Carbon Disulfide	0.13 J (0.12)	U (0.12)	U (0.12)	U (0.12)	U (0.12)	U (0.12)	U (0.12)	U (0.12)	U (0.12)	3.0 J (0.12)
Chlorobenzene	U (0.21)	U (0.21)	U (0.21)	U (0.21)	U (0.21)	U (0.21)	U (0.21)	U (0.21)	U (0.21)	U (0.21)
Chloroform	0.71 J (0.14)	0.18 J (0.14)	U (0.14)	U (0.14)	U (0.14)	U (0.14)	U (0.14)	0.15 J (0.14)	U (0.14)	U (0.14)
Chloromethane	U (0.080)	U (0.080)	4.7 (0.080)	U (0.080)	U (0.080)	U (0.080)	U (0.080)	3.1 (0.080)	4.6 (0.080)	8.2 (0.080)
Dibromochloromethane	U (0.21)	U (0.21)	U (0.21)	U (0.21)	U (0.21)	U (0.21)	U (0.21)	U (0.21)	U (0.21)	U (0.21)
1,1-Dichloroethane	U (0.050)	U (0.050)	U (0.050)	U (0.050)	U (0.050)	U (0.050)	U (0.050)	U (0.050)	U (0.050)	U (0.050)
1,2-Dichloroethane	U (0.12)	U (0.12)	U (0.12)	U (0.12)	U (0.12)	U (0.12)	U (0.12)	U (0.12)	U (0.12)	U (0.12)
1,1-Dichloroethene	U (0.20)	U (0.20)	U (0.20)	U (0.20)	U (0.20)	U (0.20)	1.2 (0.20)	U (0.20)	U (0.20)	U (0.20)
cis-1,2-Dichloroethene	0.70 J (0.080)	U (0.080)	U (0.080)	0.18 J (0.080)	U (0.080)	U (0.080)	6.5 (0.080)	3.8 (0.080)	6.5 (0.080)	U (0.080)
trans-1,2-Dichloroethene	U (0.20)	U (0.20)	U (0.20)	U (0.20)	U (0.20)	U (0.20)	U (0.20)	0.69 J (0.20)	U (0.20)	U (0.20)
1,2-Dichloropropane	U (0.16)	U (0.16)	U (0.16)	U (0.16)	U (0.16)	U (0.16)	U (0.16)	U (0.16)	U (0.16)	U (0.16)
2-Hexanone	U (1.2)	U (1.2)	U (1.2)	U (1.2)	U (1.2)	U (1.2)	U (1.2)	U (1.2)	U (1.2)	U (1.2)
4-Methyl-2-pentanone	U (0.42)	U (0.42)	U (0.42)	U (0.42)	U (0.42)	U (0.42)	U (0.42)	U (0.42)	U (0.42)	U (0.42)
Tetrachloroethene	U (0.10)	U (0.10)	U (0.10)	U (0.10)	U (0.10)	U (0.10)	U (0.10)	U (0.10)	U (0.10)	U (0.10)
Toluene	U (0.17)	U (0.17)	U (0.17)	U (0.17)	U (0.17)	U (0.17)	U (0.17)	U (0.17)	U (0.17)	U (0.17)
Trichloroethene	3.9 (0.17)	0.28 J (0.17)	7.7 (0.17)	2.3 (0.17)	U (0.17)	U (0.17)	179 (0.17)	160 (0.17)	233 (0.85)	4.2 (0.17)
Vinyl Chloride	U (0.13)	U (0.13)	U (0.13)	U (0.13)	U (0.13)	U (0.13)	0.43 J (0.13)	U (0.13)	U (0.13)	U (0.13)

Notes:

1 All concentrations are presented in ug/L (ppb).

2 Only chemicals with at least one detection in any water, soil vapor, or air sample are

U = Not detected

J = Estimated concentration

( ) = Detection limit

µg/L = Micrograms per liter

TABLE 2a
FOURTH QUARTER 2015 GROUNDWATER VOC DATA FOR MONITORING WELLS IN THE NEIGHBORHOOD
Whirlpool Facility - Fort Smith, Arkansas

Location	MW-96	MW-97	MW-98	MW-99	MW-173	MW-174	MW-175	MW-176	MW-177
Ramboll Environ Sample ID	MW-96-201510	MW-97-201510	MW-98-201510	MW-99-201510	MW-173-201510	MW-174-201510	MW-175-201510	MW-176-201510	MW-177-201510
Lab Sample ID	60204563023	60204563022	60204426004	60204426001	60204443003	60204443002	60204635002	60204623002	60204621001
Sample Date	10/7/2015	10/7/2015	10/6/2015	10/6/2015	10/6/2015	10/6/2015	10/7/2015	10/6/2015	10/6/2015
Comments									
Volatile Organic Compounds									
Acetone	U (1.9)	U (1.9)	U (1.9)	U (1.9)	84.0 (1.9)	U (1.9)	19.5 J (1.9)	U (1.9)	U (1.9)
Benzene	U (0.060)	U (0.060)	U (0.060)	U (0.060)	0.57 J (0.060)	0.11 J (0.060)	0.16 J (0.060)	0.11 J (0.060)	U (0.060)
Bromoform	U (0.070)	U (0.070)	U (0.070)	U (0.070)	U (0.070)	U (0.070)	U (0.070)	U (0.070)	U (0.070)
Bromomethane	U (0.16)	U (0.16)	U (0.16)	U (0.16)	U (0.16)	U (0.16)	U (0.16)	U (0.16)	U (0.16)
2-Butanone	U (0.59)	U (0.59)	4.3 J (0.59)	U (0.59)	19.2 (0.59)	U (0.59)	U (0.59)	U (0.59)	U (0.59)
Carbon Disulfide	U (0.12)	U (0.12)	U (0.12)	U (0.12)	6.2 (0.12)	U (0.12)	1.4 J (0.12)	U (0.12)	U (0.12)
Chlorobenzene	U (0.21)	U (0.21)	U (0.21)	U (0.21)	U (0.21)	U (0.21)	U (0.21)	U (0.21)	U (0.21)
Chloroform	U (0.14)	U (0.14)	U (0.14)	U (0.14)	U (0.14)	U (0.14)	U (0.14)	U (0.14)	0.23 J (0.14)
Chloromethane	U (0.080)	U (0.080)	U (0.080)	U (0.080)	U (0.080)	U (0.080)	0.55 (0.080)	U (0.080)	U (0.080)
Dibromochloromethane	U (0.21)	U (0.21)	U (0.21)	U (0.21)	U (0.21)	U (0.21)	U (0.21)	U (0.21)	U (0.21)
1,1-Dichloroethane	U (0.050)	U (0.050)	U (0.050)	U (0.050)	U (0.050)	U (0.050)	U (0.050)	U (0.050)	U (0.050)
1,2-Dichloroethane	U (0.12)	U (0.12)	U (0.12)	U (0.12)	U (0.12)	U (0.12)	U (0.12)	U (0.12)	U (0.12)
1,1-Dichloroethene	U (0.20)	U (0.20)	U (0.20)	U (0.20)	U (0.20)	U (0.20)	0.32 J (0.20)	3.5 (0.20)	U (0.20)
cis-1,2-Dichloroethene	U (0.080)	U (0.080)	U (0.080)	U (0.080)	U (0.080)	U (0.080)	1.6 (0.080)	111 (0.080)	U (0.080)
trans-1,2-Dichloroethene	U (0.20)	U (0.20)	U (0.20)	U (0.20)	U (0.20)	U (0.20)	U (0.20)	2.3 (0.20)	U (0.20)
1,2-Dichloropropane	U (0.16)	U (0.16)	U (0.16)	U (0.16)	U (0.16)	U (0.16)	U (0.16)	U (0.16)	U (0.16)
2-Hexanone	U (1.2)	U (1.2)	U (1.2)	U (1.2)	U (1.2)	U (1.2)	U (1.2)	U (1.2)	U (1.2)
4-Methyl-2-pentanone	U (0.42)	U (0.42)	U (0.42)	U (0.42)	2.6 J (0.42)	U (0.42)	U (0.42)	U (0.42)	U (0.42)
Tetrachloroethene	U (0.10)	U (0.10)	U (0.10)	U (0.10)	U (0.10)	U (0.10)	U (0.10)	U (0.10)	U (0.10)
Toluene	U (0.17)	U (0.17)	U (0.17)	U (0.17)	0.23 J (0.17)	U (0.17)	U (0.17)	0.47 J (0.17)	U (0.17)
Trichloroethene	U (0.17)	U (0.17)	U (0.17)	U (0.17)	U (0.17)	U (0.17)	78.6 (0.17)	420 (1.7)	U (0.17)
Vinyl Chloride	U (0.13)	U (0.13)	U (0.13)	U (0.13)	U (0.13)	U (0.13)	0.19 J (0.13)	1.2 (0.13)	U (0.13)

Notes:

1 All concentrations are presented in ug/L (ppb).

2 Only chemicals with at least one detection in any water, soil vapor, or air sample are

U = Not detected

J = Estimated concentration

( ) = Detection limit

µg/L = Micrograms per liter

TABLE 2b
FOURTH QUARTER 2015 GROUNDWATER VOC DATA FOR MONITORING WELLS SOUTH OF THE NEIGHBORHOOD
Whirlpool Facility - Fort Smith, Arkansas

Location	MW-33R	MW-33R	MW-33R	MW-178	MW-180
Ramboll Environ Sample ID	MW-33R-201510	DUP-05-201510	MW-33R-201511	MW-178-201510	MW-180-201510
Lab Sample ID	60204767017	60204767018	60206784004	60204621002	60204621003
Sample Date	10/8/2015	10/8/2015	11/5/2015	10/7/2015	10/7/2015
Comments		Field Duplicate			
Volatile Organic Compounds					
Acetone	U (1.9)	U (1.9)	3.8 (1.9)	U (1.9)	U (1.9)
Benzene	0.33 J (0.060)	0.39 J (0.060)	U (0.060)	0.26 J (0.060)	U (0.060)
Bromoform	0.21 J (0.070)	U (0.070)	0.18 (0.070)	U (0.070)	U (0.070)
Bromomethane	U (0.16)	U (0.16)	1.6 (0.16)	U (0.16)	U (0.16)
2-Butanone	U (0.59)	U (0.59)	U (0.59)	U (0.59)	U (0.59)
Carbon Disulfide	0.52 J (0.12)	0.50 J (0.12)	0.20 (0.12)	U (0.12)	U (0.12)
Chlorobenzene	U (0.21)	U (0.21)	U (0.21)	U (0.21)	U (0.21)
Chloroform	U (0.14)	U (0.14)	U (0.14)	U (0.14)	U (0.14)
Chloromethane	U (0.080)	U (0.080)	U (0.080)	U (0.080)	U (0.080)
Dibromochloromethane	U (0.21)	U (0.21)	U (0.21)	U (0.21)	U (0.21)
1,1-Dichloroethane	U (0.050)	U (0.050)	U (0.050)	U (0.050)	U (0.050)
1,2-Dichloroethane	U (0.12)	U (0.12)	U (0.12)	U (0.12)	U (0.12)
1,1-Dichloroethene	U (0.20)	0.22 J (0.20)	0.23 (0.20)	U (0.20)	0.24 J (0.20)
cis-1,2-Dichloroethene	6.1 (0.080)	6.3 (0.080)	8.0 (0.080)	1.4 (0.080)	3.0 (0.080)
trans-1,2-Dichloroethene	U (0.20)	U (0.20)	U (0.20)	U (0.20)	0.43 J (0.20)
1,2-Dichloropropane	U (0.16)	U (0.16)	2.0 (0.16)	U (0.16)	U (0.16)
2-Hexanone	U (1.2)	U (1.2)	U (1.2)	U (1.2)	U (1.2)
4-Methyl-2-pentanone	U (0.42)	U (0.42)	U (0.42)	U (0.42)	U (0.42)
Tetrachloroethene	U (0.10)	U (0.10)	U (0.10)	U (0.10)	U (0.10)
Toluene	U (0.17)	U (0.17)	U (0.17)	U (0.17)	U (0.17)
Trichloroethene	562 (1.7)	460 (3.4)	752 (1.7)	5.8 (0.17)	18.5 (0.17)
Vinyl Chloride	0.31 J (0.13)	0.28 J (0.13)	0.39 (0.13)	U (0.13)	U (0.13)

Notes:

1 All concentrations are presented in ug/L (ppb).

2 Only chemicals with at least one detection in any water, soil vapor, or air sample are shown.

U = Not detected

J = Estimated concentration

( ) = Detection limit

µg/L = Micrograms per liter

RAMBOLL ENVIRON

TABLE 3a
FOURTH QUARTER 2015 WATER DATA FROM SOIL VAPOR MONITORING POINTS
Whirlpool Facility - Fort Smith, Arkansas

Parcel	1	1	2	3	4	5	6
Location	VP-5	VP-6	VP-8	VP-10	VP-12	VP-14	VP-15
Ramboll Environ Sample ID	VP-05-201510	VP-06-201510	VP-08-201510	VP-10-201510	VP-12-201510	VP-14-201510	VP-15-201510
Lab Sample ID	60204443001	60204443004	60204635001	60204623001	60204621005	60204621004	60204637001
Collection Depth (ft bgs)	7.25 - 7.75	13.75-14.25	10.25-10.75	10.75-11.25	12.25-12.75	10.25-10.75	5.5 - 6
Sample Date	10/6/2015	10/6/2015	10/7/2015	10/6/2015	10/7/2015	10/7/2015	10/7/2015
Volatile Organic Compounds							
Acetone	87.0 (1.9)	12.2 (1.9)	118 J (1.9)	U (1.9)	2.0 J (1.9)	U (1.9)	U (1.9)
Benzene	0.97 J (0.060)	0.57 J (0.060)	0.50 J (0.060)	0.15 J (0.060)	U (0.060)	U (0.060)	1.5 (0.060)
Bromoform	U (0.070)	U (0.070)	U (0.070)	U (0.070)	U (0.070)	U (0.070)	U (0.070)
Bromomethane	4.8 J (0.16)	U (0.16)	U (0.16)	U (0.16)	U (0.16)	U (0.16)	U (0.16)
2-Butanone	22.5 (0.59)	3.7 J (0.59)	27.2 (0.59)	U (0.59)	U (0.59)	U (0.59)	U (0.59)
Carbon Disulfide	0.46 J (0.12)	0.51 J (0.12)	U (0.12)	U (0.12)	0.26 J (0.12)	U (0.12)	0.56 J (0.12)
Chlorobenzene	0.22 J (0.21)	U (0.21)	U (0.21)	U (0.21)	U (0.21)	U (0.21)	U (0.21)
Chloroform	0.30 J (0.14)	U (0.14)	U (0.14)	0.95 J (0.14)	0.44 J (0.14)	0.90 J (0.14)	U (0.14)
Chloromethane	1.3 B (0.080)	U (0.080)	0.50 (0.080)	U (0.080)	U (0.080)	U (0.080)	U (0.080)
Dibromochloromethane	U (0.21)	U (0.21)	U (0.21)	U (0.21)	U (0.21)	U (0.21)	U (0.21)
1,1-Dichloroethane	U (0.050)	U (0.050)	U (0.050)	U (0.050)	U (0.050)	U (0.050)	U (0.050)
1,2-Dichloroethane	U (0.12)	U (0.12)	U (0.12)	U (0.12)	U (0.12)	U (0.12)	U (0.12)
1,1-Dichloroethene	U (0.20)	U (0.20)	U (0.20)	0.82 J (0.20)	U (0.20)	0.57 J (0.20)	U (0.20)
cis-1,2-Dichloroethene	U (0.080)	U (0.080)	U (0.080)	8.8 (0.080)	U (0.080)	2.3 (0.080)	U (0.080)
trans-1,2-Dichloroethene	U (0.20)	U (0.20)	U (0.20)	U (0.20)	U (0.20)	U (0.20)	U (0.20)
1,2-Dichloropropane	U (0.16)	U (0.16)	U (0.16)	U (0.16)	U (0.16)	U (0.16)	U (0.16)
2-Hexanone	7.8 J (1.2)	U (1.2)	7.5 J (1.2)	U (1.2)	U (1.2)	U (1.2)	U (1.2)
4-Methyl-2-pentanone	1.7 J (0.42)	0.57 J (0.42)	0.92 J (0.42)	U (0.42)	U (0.42)	U (0.42)	U (0.42)
Tetrachloroethene	U (0.10)	U (0.10)	U (0.10)	U (0.10)	U (0.10)	U (0.10)	U (0.10)
Toluene	0.30 J (0.17)	0.21 J (0.17)	0.34 J (0.17)	0.56 J (0.17)	U (0.17)	U (0.17)	U (0.17)
Trichloroethene	U (0.17)	0.75 J (0.17)	2.5 B (0.17)	198 (0.17)	U (0.17)	59.3 (0.17)	U (0.17)
Vinyl Chloride	U (0.13)	U (0.13)	U (0.13)	0.15 J (0.13)	U (0.13)	U (0.13)	U (0.13)

Notes:

1 All concentrations are presented in µg/L (ppb).

2 Only chemicals with at least one detection in any water, soil vapor, or air sample are

U = Not detected

J = Estimated concentration

( ) = Method detection limit

µg/L = Micrograms per liter

TABLE 3b
FOURTH QUARTER 2015 SOIL VAPOR DATA
Whirlpool Facility - Fort Smith, Arkansas

Parcel	2	3	3
Location	VP-7	VP-9	VP-9
Ramboll Environ Sample ID	VP-07-201510	VP-09-201510	VP-09-201511
Lab Sample ID	P1504345-001	P1504345-002	P1504819-001
Collection Depth (ft bgs)	5.5	5.5	5.5
Sample Date	10/7/2015	10/09/2015	11/04/2015
Volatile Organic Compounds			
1,1-Dichloroethane	2.0 (0.015)	14 (0.57)	2.7 (0.32)
1,2-Dichloroethane	0.40 (0.021)	5.4 (0.78)	1.3 (0.44)
1,1-Dichloroethene	1.3 (0.022)	30 (0.80)	4.0 (0.45)
cis-1,2-Dichloroethene	0.11 (0.023)	5.4 (0.85)	U (0.48)
trans-1,2-Dichloroethene	0.61 (0.018)	U (0.68)	U (0.38)
Tetrachloroethene	1.4 (0.021)	U (0.76)	1.5 (0.43)
Trichloroethene	1.3 (0.021)	360 (0.79)	1200 (1.8)
Vinyl Chloride	3.5 (0.019)	19 (0.70)	2.6 (0.40)

Notes:

1 All concentrations are presented in µg/m^3.

2 Only analyzed chemicals with at least one detection in any water, soil vapor, or air sample are shown.

U = Not detected

J = Estimated concentration

( ) = Method detection limit

µg/L = Micrograms per liter

ft bgs = Feet below ground surface

TABLE 4
FOURTH QUARTER 2015 OUTDOOR AIR, CRAWL SPACE AND INDOOR AIR DATA
Whirlpool Facility - Fort Smith, Arkansas

Parcel	3	3	3
Location	AA-P3-Outdoor	AA-P3-Crawl Space	AA-P3-Indoor
Ramboll Environ Sample ID	Outdoor Air-201511	Crawl Space-201511	Indoor Air-201511
Lab Sample ID	P1504819-003	P1504819-004	P1504819-002
Sample Date	11/05/2015	11/05/2015	11/05/2015
Volatile Organic Compounds			
1,1-Dichloroethane	U (0.0082)	U (0.0079)	U (0.0082)
1,2-Dichloroethane	0.060 (0.011)	0.066 (0.011)	2.1 (0.011)
1,1-Dichloroethene	U (0.012)	U (0.011)	U (0.012)
cis-1,2-Dichloroethene	U (0.012)	U (0.012)	U (0.012)
trans-1,2-Dichloroethene	U (0.0099)	U (0.0094)	U (0.0099)
Tetrachloroethene	0.039 (0.011)	0.041 (0.011)	0.060 (0.011)
Trichloroethene	U (0.011)	U (0.011)	0.062 (0.011)
Vinyl Chloride	U (0.010)	U (0.0098)	U (0.010)

Notes:

1 All concentrations are presented in µg/m^3.

2 Only analyzed chemicals with at least one detection in any water, soil vapor, or air sample are shown.

U = Not detected

( ) = Method detection limit

µg/m^3 = Micrograms per cubic meter

RAMBOLL ENVIRON

TABLE 5
UPPER-BOUND VAPOR INTRUSION RISK ESTIMATES
BASED ON FOURTH QUARTER 2015 GROUNDWATER DATA IN THE NEIGHBORHOOD
Whirlpool Facility - Fort Smith, Arkansas

Chemical	CASRN	Maximum Detected Concentration in Groundwater in Neighborhood (mg/L)	Location of Maximum Detected Concentration in Groundwater in Neighborhood	Residential VI	
				Risk	HQ
Volatile Organic Compounds					
Acetone	67-64-1	8.40E-02	MW-173		5.5E-07
Benzene	71-43-2	5.70E-04	MW-173	2.5E-09	2.5E-05
Bromoform	75-25-2	1.08E-02	MW-34R	1.1E-09	
Bromomethane	74-83-9	4.81E-02	MW-36R		1.5E-02
2-Butanone	78-93-3	2.69E-01	MW-61R		1.1E-05
Carbon Disulfide	75-15-0	8.40E-03	MW-34R		3.3E-05
Chloroform	67-66-3	1.60E-03	MW-56R	1.9E-08	3.9E-05
Chloromethane	74-87-3	4.54E-02	MW-36R		7.9E-04
Dibromochloromethane	124-48-1	6.00E-04	MW-34R		
1,1-Dichloroethene	75-35-4	3.50E-03	MW-176		4.5E-05
cis-1,2-Dichloroethene	156-59-2	1.11E-01	MW-176		
trans-1,2-Dichloroethene	156-60-5	2.30E-03	MW-176		
4-Methyl-2-pentanone	108-10-1	2.60E-03	MW-173		2.0E-07
Toluene	108-88-3	4.70E-04	MW-176		1.2E-07
Trichloroethene	79-01-6	4.20E-01	MW-176	1.6E-06	3.2E-01
Vinyl Chloride	75-01-4	1.20E-03	MW-176	2.5E-08	3.8E-05
Cumulative Risk and HI:				2E-06	3E-01

Notes:
Only VOCs detected in monitoring wells in the neighborhood are shown.
Detected concentrations are from samples collected from groundwater monitoring wells in the Fourth Quarter of 2015.
Risks were calculated using the model derived by Johnson & Ettinger (1991), as discussed in Section 3.3.1 of the April 2013 Revised Risk Management Plan.

TABLE 6
EVALUATION OF VOCS IN SOIL GAS AND WATER AT PARCELS IN THE NEIGHBORHOOD
Whirlpool Facility - Fort Smith, Arkansas

Chemical	CASRN	Parcel 1				Parcel 2				Parcel 3				Parcel 4				Parcel 6			
		7.5 ft bgs		14 ft bgs		5.5 ft bgs		10.5 ft bgs		5.5 ft bgs		11 ft bgs		9.5 ft bgs		12 ft bgs		5.5 ft bgs		12 ft bgs	
		VP-5		VP-6		VP-7		VP-8		VP-9		VP-10		MW-177		MW-71		VP-15		MW-55R	
		Perched Water		Perched Water		Soil Vapor		Perched Water		Soil Vapor		Perched Water		Groundwater		Groundwater		Perched Water		Groundwater	
		Risk	HQ	Risk	HQ	Risk	HQ	Risk	HQ	Risk	HQ	Risk	HQ	Risk	HQ	Risk	HQ	Risk	HQ	Risk	HQ
Volatile Organic Compounds																					
Acetone	67-64-1		9.2E-07		7.0E-08				8.8E-07												
Benzene	71-43-2	4.5E-09	4.5E-05	2.5E-09	2.5E-05			2.2E-09	2.2E-05			6.7E-10	6.7E-06					7.4E-09	7.3E-05		
Bromomethane	74-83-9		1.5E-03																		
2-Butanone	78-93-3		1.4E-06		1.3E-07				1.2E-06												
Carbon Disulfide	75-15-0		1.8E-06		2.0E-06														2.3E-06		8.7E-07
Chlorobenzene	108-90-7		4.4E-06																		
Chloroform	67-66-3	3.8E-09	7.7E-06									1.2E-08	2.3E-05	2.8E-09	5.7E-06						
Chloromethane	74-87-3		2.3E-05						8.7E-06												
1,1-Dichloroethane	75-34-3						1.2E-04				8.1E-04										
1,2-Dichloroethane	107-06-2					1.3E-07	1.6E-03			1.7E-06	2.2E-02										
1,1-Dichloroethene	75-35-4						1.9E-04				4.3E-03		1.1E-05				1.5E-05				
cis-1,2-Dichloroethene	156-59-2																				
trans-1,2-Dichloroethene	156-60-5																				
2-Hexanone	591-78-6		8.3E-05						6.1E-05												
4-Methyl-2-pentanone	108-10-1		1.8E-07		3.9E-08				7.6E-08												
Tetrachloroethene	127-18-4					4.5E-09	1.0E-03			4.8E-09	1.1E-03										
Toluene	108-88-3		8.0E-08		5.3E-08				8.8E-08				1.5E-07								
Trichloroethene	79-01-6			2.7E-09	5.7E-04	9.0E-08	1.9E-02	9.3E-09	1.9E-03	8.3E-05	1.7E+01	7.4E-07	1.5E-01			6.6E-07	1.4E-01			1.6E-08	3.4E-03
Vinyl Chloride	75-01-4					6.5E-07	1.0E-03			3.5E-06	5.5E-03	3.1E-09	4.8E-06			8.8E-09	1.4E-05			2.9E-09	4.4E-06
Cumulative Risk and HI:		8E-09	2E-03	5E-09	6E-04	9E-07	2E-02	1E-08	2E-03	**9E-05**	**2E+01**	8E-07	2E-01	3E-09	6E-06	7E-07	1E-01	7E-09	8E-05	2E-08	3E-03

Notes:
ft bgs -- Feet below ground surface
ND -- Not detected.
Only VOCs detected in the Fourth Quarter 2015 samples at locations listed on the table are shown.
Risk and HQ estimates were not calculated for detected chemicals with inadequate toxicity or physical/chemical parameters or where chemical concentrations were non-detect.
Risks based on soil vapor data were calculated using USEPA's default attenuation factor for subslab gas to indoor air of 0.03, as discussed in Section 6.8.2 of the April 2013 Revised Risk Management Plan.
Risks based on concentrations measured in groundwater were calculated using the model derived by Johnson & Ettinger (1991), as discussed in Section 3.3.1 of the April 2013 Revised Risk Management Plan.
Risks based on concentrations measured in water from the soil vapor ports or shallow groundwater were calculated using the same approach used for groundwater, except the depth was assumed to be the depth of the port or the depth of the screen, respectively, as discussed in Section 3 of the Third Quarter 2015 Vapor Intrusion Report.
Cumulative cancer risk and HI estimates above Arkansas Department of Environmental Quality (ADEQ)'s risk limits (1E-5 and 1, respectively) are shaded and bold.

RAMBOLL ENVIRON

TABLE 7
EVALUATION OF VOCS IN SOIL GAS AND WATER AT PARCEL 5 (SOUTH OF NEIGHBORHOOD)
Whirlpool Facility - Fort Smith, Arkansas

Chemical	CASRN	6.5 ft bgs		7.5 ft bgs		12 ft bgs	
		MW-180		MW-178		MW-33R	
		Shallow Groundwater		Shallow Groundwater		Groundwater	
		Risk	HQ	Risk	HQ	Risk	HQ
Volatile Organic Compounds							
Acetone	67-64-1						2.5E-08
Benzene	71-43-2			1.2E-09	1.2E-05	1.7E-09	1.7E-05
Bromoform	75-25-2					2.2E-11	
Bromomethane	74-83-9						4.9E-04
Carbon Disulfide	75-15-0						2.1E-06
1,1-Dichloroethene	75-35-4		3.2E-06				3.0E-06
cis-1,2-Dichloroethene	156-59-2						
trans-1,2-Dichloroethene	156-60-5						
1,2-Dichloropropane	78-87-5						4.3E-04
Trichloroethene	79-01-6	7.3E-08	1.5E-02	2.2E-08	4.6E-03	2.8E-06	5.8E-01
Vinyl Chloride	75-01-4					8.0E-09	1.2E-05
Cumulative Risk and HI:		7E-08	2E-02	2E-08	5E-03	3E-06	6E-01

Notes:

ft bgs -- Feet below ground surface

Only VOCs detected in the Fourth Quarter 2015 samples at locations listed on the table are shown.

Risk and HQ estimates were not calculated for detected chemicals with inadequate toxicity or physical/chemical parameters or where chemical concentrations were non-detect.

Risks based on concentrations measured in groundwater were calculated using the model derived by Johnson & Ettinger (1991), as discussed in Section 3.3.1 of the April 2013 Revised Risk Management Plan.

Risks based on concentrations measured in shallow groundwater were calculated using the same approach used for groundwater, except the depth was assumed to be the depth of the screen, as discussed in Section 3 of the Third Quarter 2015 Vapor Intrusion

Cumulative cancer risk and HI estimates were below Arkansas Department of Environmental Quality (ADEQ)'s risk limits (1E-5 and 1, respectively).

Figures



FILE: L:\Whirlpool\Fort Smith\2015_Q4_REPORT\GIS\mxd\Figure 1 - Q4 Shallow GW & VP Locations_20151125.mxd

RAMBOLL ENVIRON

SHALLOW GROUNDWATER MONITORING WELLS AND VAPOR POINTS SAMPLED DURING FOURTH QUARTER 2015

Whirlpool Facility - Fort Smith, Arkansas

Figure 1

DRAFTED BY: FK	DATE: 11/25/2015	PROJECT: 3436269

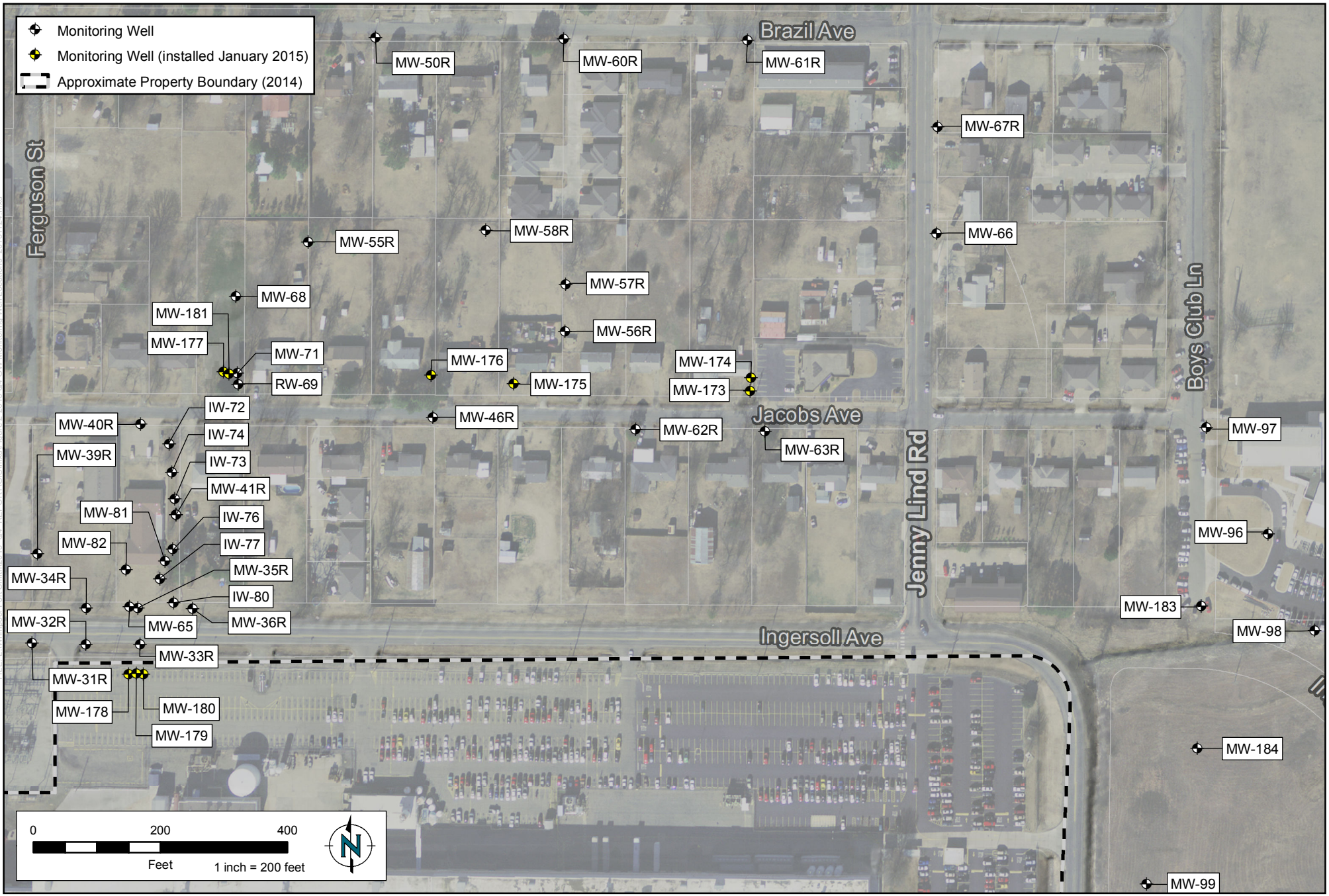

FILE: L:\Whirlpool Fort Smith\2015_Q4_REPORT\GIS\mxd\Figure 2 2015 Q4 GW Monitoring Well Locations_20151124.mxd

RAMBOLL ENVIRON	**GROUNDWATER MONITORING WELL LOCATIONS** Whirlpool Facility - Fort Smith, Arkansas	Figure 2	
DRAFTED BY: FK	DATE: 11/24/2015		PROJECT: 3437470A

Appendix A

Laboratory Analytical Data

Pace Analytical Services, Inc.
9608 Loiret Blvd.
Lenexa, KS 66219
(913)599-5665

October 16, 2015

Wendy Stonestreet
Environ International Corporation
7500 College Blvd Ste 925
Overland Park, KS 66210

RE: Project: Fort Smith, AR
Pace Project No.: 60204425

Dear Wendy Stonestreet:
Enclosed are the analytical results for sample(s) received by the laboratory on October 07, 2015. The results relate only to the samples included in this report. Results reported herein conform to the most current TNI standards and the laboratory's Quality Assurance Manual, where applicable, unless otherwise noted in the body of the report.

If you have any questions concerning this report, please feel free to contact me.

Sincerely,

Colleen Clyne
colleen.clyne@pacelabs.com
Project Manager

Enclosures

cc: Tamara Gleason, ENVIRON International Corporation

This report shall not be reproduced, except in full,
without the written consent of Pace Analytical Services, Inc..

Pace Analytical Services, Inc.
9608 Loiret Blvd.
Lenexa, KS 66219
(913)599-5665

CERTIFICATIONS

Project: Fort Smith, AR
Pace Project No.: 60204425

Kansas Certification IDs
9608 Loiret Boulevard, Lenexa, KS 66219
WY STR Certification #: 2456.01
Arkansas Certification #: 15-016-0
Illinois Certification #: 003097
Iowa Certification #: 118
Kansas/NELAP Certification #: E-10116
Louisiana Certification #: 03055
Nevada Certification #: KS000212008A
Oklahoma Certification #: 9205/9935
Texas Certification #: T104704407
Utah Certification #: KS00021

Dallas Certification IDs:
400 West Bethany Dr Suite 190, Allen, TX 75013
EPA# TX00074
Texas Certification #: T104704232-14-8
Kansas Certification #: E-10388
Arkansas Certification #: 88-0647
Oklahoma Certification #: 2014-055
Louisiana Certification #: 02007

This report shall not be reproduced, except in full,
without the written consent of Pace Analytical Services, Inc..

Pace Analytical Services, Inc.
9608 Loiret Blvd.
Lenexa, KS 66219
(913)599-5665

SAMPLE SUMMARY

Project: Fort Smith, AR
Pace Project No.: 60204425

Lab ID	Sample ID	Matrix	Date Collected	Date Received
60204425001	MW-57R-201510	Water	10/06/15 13:20	10/07/15 08:45
60204425002	MW-56R-201510	Water	10/06/15 12:00	10/07/15 08:45
60204425003	MW-55R-201510	Water	10/06/15 12:00	10/07/15 08:45
60204425004	TB-05-201510	Water	10/06/15 08:00	10/07/15 08:45
60204425005	MW-82-201510	Water	10/06/15 13:55	10/07/15 08:45
60204425006	IW-76-201510	Water	10/06/15 16:00	10/07/15 08:45
60204425007	RW-69-201510	Water	10/06/15 14:45	10/07/15 08:45
60204425008	MW-31R-201510	Water	10/06/15 15:35	10/07/15 08:45
60204425009	TB-06-201510	Water	10/06/15 08:00	10/07/15 08:45
60204425010	MW-60R-201510	Water	10/06/15 11:05	10/07/15 08:45
60204425011	MW-50R-201510	Water	10/06/15 08:45	10/07/15 08:45
60204425012	MW-66-201510	Water	10/06/15 16:10	10/07/15 08:45
60204425013	MW-67R-201510	Water	10/06/15 14:00	10/07/15 08:45
60204425014	EB-02-201510	Water	10/06/15 17:25	10/07/15 08:45
60204425015	TB-07-201510	Water	10/06/15 08:00	10/07/15 08:45
60204425016	ITMW-2-201510	Water	10/06/15 17:15	10/07/15 08:45
60204425017	MW-41R-201510	Water	10/06/15 14:00	10/07/15 08:45
60204425018	DUP-07-201510	Water	10/06/15 14:00	10/07/15 08:45
60204425019	IW-73-201510	Water	10/06/15 16:00	10/07/15 08:45
60204425020	MW-40R-201510	Water	10/06/15 09:10	10/07/15 08:45
60204425021	DUP-03-201510	Water	10/06/15 09:10	10/07/15 08:45
60204425022	TB-08-201510	Water	10/06/15 08:00	10/07/15 08:45
60204425023	MW-71-201510	Water	10/06/15 17:00	10/07/15 08:45
60204425024	IW-72-201510	Water	10/06/15 11:20	10/07/15 08:45
60204425025	MW-62R-201510	Water	10/06/15 10:00	10/07/15 08:45
60204425026	IW-80-201510	Water	10/06/15 10:30	10/07/15 08:45
60204425027	MW-68-201510	Water	10/06/15 10:00	10/07/15 08:45
60204425028	MW-36R-201510	Water	10/06/15 09:35	10/07/15 08:45
60204425029	TB-10-201510	Water	10/06/15 08:00	10/07/15 08:45

This report shall not be reproduced, except in full,
without the written consent of Pace Analytical Services, Inc..

Pace Analytical Services, Inc.
9608 Loiret Blvd.
Lenexa, KS 66219
(913)599-5665

SAMPLE ANALYTE COUNT

Project: Fort Smith, AR
Pace Project No.: 60204425

Lab ID	Sample ID	Method	Analysts	Analytes Reported	Laboratory
60204425001	**MW-57R-201510**	EPA 8015 - Alcohol	MS1	1	PASI-D
		EPA 6010	TDS	2	PASI-K
		EPA 5030B/8260	PGH	38	PASI-K
		SM 2320B	LDB	3	PASI-K
		SM 3500-Fe B#4	TJG	1	PASI-K
		SM 4500-H+B	TJG	1	PASI-K
		SM 4500-S-2 D	LDB	1	PASI-K
		EPA 300.0	AJM	2	PASI-K
		EPA 350.1	RAB	1	PASI-K
		EPA 353.2	RAB	3	PASI-K
		EPA 365.4	RAB	1	PASI-K
		SM 4500-CO2 D	TJG	1	PASI-K
		SM 5310C	ESM	1	PASI-K
60204425002	**MW-56R-201510**	EPA 8015 - Alcohol	MS1	1	PASI-D
		EPA 6010	TDS	2	PASI-K
		EPA 5030B/8260	PGH	38	PASI-K
		SM 2320B	LDB	3	PASI-K
		SM 3500-Fe B#4	TJG	1	PASI-K
		SM 4500-H+B	TJG	1	PASI-K
		SM 4500-S-2 D	LDB	1	PASI-K
		EPA 300.0	AJM	2	PASI-K
		EPA 350.1	RAB	1	PASI-K
		EPA 353.2	RAB	3	PASI-K
		EPA 365.4	RAB	1	PASI-K
		SM 4500-CO2 D	TJG	1	PASI-K
		SM 5310C	ESM	1	PASI-K
60204425003	**MW-55R-201510**	EPA 8015 - Alcohol	MS1	1	PASI-D
		EPA 6010	TDS	2	PASI-K
		EPA 5030B/8260	PGH	38	PASI-K
		SM 2320B	LDB	3	PASI-K
		SM 3500-Fe B#4	TJG	1	PASI-K
		SM 4500-H+B	TJG	1	PASI-K
		SM 4500-S-2 D	LDB	1	PASI-K
		EPA 300.0	AJM	2	PASI-K
		EPA 350.1	RAB	1	PASI-K
		EPA 353.2	RAB	3	PASI-K
		EPA 365.4	RAB	1	PASI-K

This report shall not be reproduced, except in full,
without the written consent of Pace Analytical Services, Inc..

Pace Analytical Services, Inc.
9608 Loiret Blvd.
Lenexa, KS 66219
(913)599-5665

SAMPLE ANALYTE COUNT

Project: Fort Smith, AR
Pace Project No.: 60204425

Lab ID	Sample ID	Method	Analysts	Analytes Reported	Laboratory
		SM 4500-CO2 D	TJG	1	PASI-K
		SM 5310C	ESM	1	PASI-K
60204425004	**TB-05-201510**	EPA 5030B/8260	PGH	38	PASI-K
60204425005	**MW-82-201510**	EPA 8015 - Alcohol	MS1	1	PASI-D
		EPA 6010	TDS	2	PASI-K
		EPA 5030B/8260	PGH	38	PASI-K
		SM 2320B	LDB	3	PASI-K
		SM 3500-Fe B#4	TJG	1	PASI-K
		SM 4500-H+B	TJG	1	PASI-K
		SM 4500-S-2 D	LDB	1	PASI-K
		EPA 300.0	AJM	2	PASI-K
		EPA 350.1	RAB	1	PASI-K
		EPA 353.2	RAB	3	PASI-K
		EPA 365.4	RAB	1	PASI-K
		SM 4500-CO2 D	TJG	1	PASI-K
		SM 5310C	ESM	1	PASI-K
60204425006	**IW-76-201510**	EPA 8015 - Alcohol	MS1	1	PASI-D
		EPA 6010	TDS	2	PASI-K
		EPA 5030B/8260	PGH	38	PASI-K
		SM 2320B	LDB	3	PASI-K
		SM 3500-Fe B#4	TJG	1	PASI-K
		SM 4500-H+B	TJG	1	PASI-K
		SM 4500-S-2 D	LDB	1	PASI-K
		EPA 300.0	AJM	2	PASI-K
		EPA 350.1	RAB	1	PASI-K
		EPA 353.2	RAB	3	PASI-K
		EPA 365.4	RAB	1	PASI-K
		SM 4500-CO2 D	TJG	1	PASI-K
		SM 5310C	ESM	1	PASI-K
60204425007	**RW-69-201510**	EPA 8015 - Alcohol	MS1	1	PASI-D
		EPA 6010	TDS	2	PASI-K
		EPA 5030B/8260	PGH	38	PASI-K
		SM 2320B	LDB	3	PASI-K
		SM 3500-Fe B#4	TJG	1	PASI-K
		SM 4500-H+B	TJG	1	PASI-K
		SM 4500-S-2 D	LDB	1	PASI-K
		EPA 300.0	AJM	2	PASI-K

This report shall not be reproduced, except in full,
without the written consent of Pace Analytical Services, Inc..

Pace Analytical Services, Inc.
9608 Loiret Blvd.
Lenexa, KS 66219
(913)599-5665

SAMPLE ANALYTE COUNT

Project: Fort Smith, AR
Pace Project No.: 60204425

Lab ID	Sample ID	Method	Analysts	Analytes Reported	Laboratory
		EPA 350.1	RAB	1	PASI-K
		EPA 353.2	RAB	3	PASI-K
		EPA 365.4	RAB	1	PASI-K
		SM 4500-CO2 D	TJG	1	PASI-K
		SM 5310C	ESM	1	PASI-K
60204425008	**MW-31R-201510**	EPA 8015 - Alcohol	MS1	1	PASI-D
		EPA 6010	TDS	2	PASI-K
		EPA 5030B/8260	PGH	38	PASI-K
		SM 2320B	LDB	3	PASI-K
		SM 3500-Fe B#4	TJG	1	PASI-K
		SM 4500-H+B	TJG	1	PASI-K
		SM 4500-S-2 D	LDB	1	PASI-K
		EPA 300.0	AJM	2	PASI-K
		EPA 350.1	RAB	1	PASI-K
		EPA 353.2	RAB	3	PASI-K
		EPA 365.4	RAB	1	PASI-K
		SM 4500-CO2 D	TJG	1	PASI-K
		SM 5310C	ESM	1	PASI-K
60204425009	**TB-06-201510**	EPA 5030B/8260	PGH	38	PASI-K
60204425010	**MW-60R-201510**	EPA 8015 - Alcohol	MS1	1	PASI-D
		EPA 6010	TDS	2	PASI-K
		EPA 5030B/8260	PGH	38	PASI-K
		SM 2320B	LDB	3	PASI-K
		SM 3500-Fe B#4	TJG	1	PASI-K
		SM 4500-H+B	TJG	1	PASI-K
		SM 4500-S-2 D	LDB	1	PASI-K
		EPA 300.0	AJM	2	PASI-K
		EPA 350.1	RAB	1	PASI-K
		EPA 353.2	RAB	3	PASI-K
		EPA 365.4	RAB	1	PASI-K
		SM 4500-CO2 D	TJG	1	PASI-K
		SM 5310C	ESM	1	PASI-K
60204425011	**MW-50R-201510**	EPA 8015 - Alcohol	MS1	1	PASI-D
		EPA 6010	TDS	2	PASI-K
		EPA 5030B/8260	PGH	38	PASI-K
		SM 2320B	LDB	3	PASI-K
		SM 3500-Fe B#4	TJG	1	PASI-K

This report shall not be reproduced, except in full,
without the written consent of Pace Analytical Services, Inc..

Pace Analytical Services, Inc.
9608 Loiret Blvd.
Lenexa, KS 66219
(913)599-5665

SAMPLE ANALYTE COUNT

Project: Fort Smith, AR
Pace Project No.: 60204425

Lab ID	Sample ID	Method	Analysts	Analytes Reported	Laboratory
		SM 4500-H+B	TJG	1	PASI-K
		SM 4500-S-2 D	LDB	1	PASI-K
		EPA 300.0	AJM	2	PASI-K
		EPA 350.1	RAB	1	PASI-K
		EPA 353.2	RAB	3	PASI-K
		EPA 365.4	RAB	1	PASI-K
		SM 4500-CO2 D	TJG	1	PASI-K
		SM 5310C	ESM	1	PASI-K
60204425012	**MW-66-201510**	EPA 8015 - Alcohol	MS1	1	PASI-D
		EPA 6010	TDS	2	PASI-K
		EPA 5030B/8260	PGH	38	PASI-K
		SM 2320B	LDB	3	PASI-K
		SM 3500-Fe B#4	TJG	1	PASI-K
		SM 4500-H+B	TJG	1	PASI-K
		SM 4500-S-2 D	LDB	1	PASI-K
		EPA 300.0	AJM	2	PASI-K
		EPA 350.1	RAB	1	PASI-K
		EPA 353.2	RAB	3	PASI-K
		EPA 365.4	RAB	1	PASI-K
		SM 4500-CO2 D	TJG	1	PASI-K
		SM 5310C	ESM	1	PASI-K
60204425013	**MW-67R-201510**	EPA 8015 - Alcohol	MS1	1	PASI-D
		EPA 6010	TDS	2	PASI-K
		EPA 5030B/8260	PGH	38	PASI-K
		SM 2320B	LDB	3	PASI-K
		SM 3500-Fe B#4	TJG	1	PASI-K
		SM 4500-H+B	TJG	1	PASI-K
		SM 4500-S-2 D	LDB	1	PASI-K
		EPA 300.0	AJM	2	PASI-K
		EPA 350.1	RAB	1	PASI-K
		EPA 353.2	RAB	3	PASI-K
		EPA 365.4	RAB	1	PASI-K
		SM 4500-CO2 D	TJG	1	PASI-K
		SM 5310C	ESM	1	PASI-K
60204425014	**EB-02-201510**	EPA 5030B/8260	PGH	38	PASI-K
60204425015	**TB-07-201510**	EPA 5030B/8260	PGH	38	PASI-K
60204425016	**ITMW-2-201510**	EPA 8015 - Alcohol	MS1	1	PASI-D

This report shall not be reproduced, except in full,
without the written consent of Pace Analytical Services, Inc..

Pace Analytical Services, Inc.
9608 Loiret Blvd.
Lenexa, KS 66219
(913)599-5665

SAMPLE ANALYTE COUNT

Project: Fort Smith, AR
Pace Project No.: 60204425

Lab ID	Sample ID	Method	Analysts	Analytes Reported	Laboratory
		EPA 6010	TDS	2	PASI-K
		EPA 5030B/8260	PGH	38	PASI-K
		SM 2320B	LDB	3	PASI-K
		SM 3500-Fe B#4	TJG	1	PASI-K
		SM 4500-H+B	TJG	1	PASI-K
		SM 4500-S-2 D	LDB	1	PASI-K
		EPA 300.0	AJM	2	PASI-K
		EPA 350.1	RAB	1	PASI-K
		EPA 353.2	RAB	3	PASI-K
		EPA 365.4	RAB	1	PASI-K
		SM 4500-CO2 D	TJG	1	PASI-K
		SM 5310C	ESM	1	PASI-K
60204425017	**MW-41R-201510**	EPA 8015 - Alcohol	MS1	1	PASI-D
		EPA 6010	TDS	2	PASI-K
		EPA 5030B/8260	PGH	38	PASI-K
		SM 2320B	LDB	3	PASI-K
		SM 3500-Fe B#4	TJG	1	PASI-K
		SM 4500-H+B	TJG	1	PASI-K
		SM 4500-S-2 D	LDB	1	PASI-K
		EPA 300.0	AJM	2	PASI-K
		EPA 350.1	RAB	1	PASI-K
		EPA 353.2	RAB	3	PASI-K
		EPA 365.4	RAB	1	PASI-K
		SM 4500-CO2 D	TJG	1	PASI-K
		SM 5310C	ESM	1	PASI-K
60204425018	**DUP-07-201510**	EPA 5030B/8260	PGH	38	PASI-K
60204425019	**IW-73-201510**	EPA 8015 - Alcohol	MS1	1	PASI-D
		EPA 6010	TDS	2	PASI-K
		EPA 5030B/8260	PGH	38	PASI-K
		SM 2320B	LDB	3	PASI-K
		SM 3500-Fe B#4	TJG	1	PASI-K
		SM 4500-H+B	TJG	1	PASI-K
		SM 4500-S-2 D	LDB	1	PASI-K
		EPA 300.0	AJM	2	PASI-K
		EPA 350.1	RAB	1	PASI-K
		EPA 353.2	RAB	3	PASI-K
		EPA 365.4	RAB	1	PASI-K

This report shall not be reproduced, except in full,
without the written consent of Pace Analytical Services, Inc..

Pace Analytical Services, Inc.
9608 Loiret Blvd.
Lenexa, KS 66219
(913)599-5665

SAMPLE ANALYTE COUNT

Project: Fort Smith, AR
Pace Project No.: 60204425

Lab ID	Sample ID	Method	Analysts	Analytes Reported	Laboratory
		SM 4500-CO2 D	TJG	1	PASI-K
		SM 5310C	ESM	1	PASI-K
60204425020	**MW-40R-201510**	EPA 8015 - Alcohol	MS1	1	PASI-D
		EPA 6010	TDS	2	PASI-K
		EPA 5030B/8260	PGH	38	PASI-K
		SM 2320B	LDB	3	PASI-K
		SM 3500-Fe B#4	TJG	1	PASI-K
		SM 4500-H+B	TJG	1	PASI-K
		SM 4500-S-2 D	LDB	1	PASI-K
		EPA 300.0	AJM	2	PASI-K
		EPA 350.1	RAB	1	PASI-K
		EPA 353.2	RAB	3	PASI-K
		EPA 365.4	RAB	1	PASI-K
		SM 4500-CO2 D	TJG	1	PASI-K
		SM 5310C	ESM	1	PASI-K
60204425021	**DUP-03-201510**	EPA 5030B/8260	PGH	38	PASI-K
60204425022	**TB-08-201510**	EPA 5030B/8260	PGH	38	PASI-K
60204425023	**MW-71-201510**	EPA 8015 - Alcohol	MS1	1	PASI-D
		EPA 6010	TDS	2	PASI-K
		EPA 5030B/8260	PGH	38	PASI-K
		SM 2320B	LDB	3	PASI-K
		SM 3500-Fe B#4	TJG	1	PASI-K
		SM 4500-H+B	TJG	1	PASI-K
		SM 4500-S-2 D	LDB	1	PASI-K
		EPA 300.0	AJM	2	PASI-K
		EPA 350.1	RAB	1	PASI-K
		EPA 353.2	RAB	3	PASI-K
		EPA 365.4	RAB	1	PASI-K
		SM 4500-CO2 D	TJG	1	PASI-K
		SM 5310C	ESM	1	PASI-K
60204425024	**IW-72-201510**	EPA 8015 - Alcohol	MS1	1	PASI-D
		EPA 6010	TDS	2	PASI-K
		EPA 5030B/8260	PGH	38	PASI-K
		SM 2320B	LDB	3	PASI-K
		SM 3500-Fe B#4	TJG	1	PASI-K
		SM 4500-H+B	TJG	1	PASI-K
		SM 4500-S-2 D	LDB	1	PASI-K

This report shall not be reproduced, except in full,
without the written consent of Pace Analytical Services, Inc..

Pace Analytical Services, Inc.
9608 Loiret Blvd.
Lenexa, KS 66219
(913)599-5665

SAMPLE ANALYTE COUNT

Project: Fort Smith, AR
Pace Project No.: 60204425

Lab ID	Sample ID	Method	Analysts	Analytes Reported	Laboratory
		EPA 300.0	AJM	2	PASI-K
		EPA 350.1	RAB	1	PASI-K
		EPA 353.2	RAB	3	PASI-K
		EPA 365.4	RAB	1	PASI-K
		SM 4500-CO2 D	TJG	1	PASI-K
		SM 5310C	ESM	1	PASI-K
60204425025	**MW-62R-201510**	EPA 8015 - Alcohol	MS1	1	PASI-D
		EPA 6010	TDS	2	PASI-K
		EPA 5030B/8260	PGH	38	PASI-K
		SM 2320B	LDB	3	PASI-K
		SM 3500-Fe B#4	TJG	1	PASI-K
		SM 4500-H+B	TJG	1	PASI-K
		SM 4500-S-2 D	LDB	1	PASI-K
		EPA 300.0	AJM	2	PASI-K
		EPA 350.1	RAB	1	PASI-K
		EPA 353.2	RAB	3	PASI-K
		EPA 365.4	RAB	1	PASI-K
		SM 4500-CO2 D	TJG	1	PASI-K
		SM 5310C	ESM	1	PASI-K
60204425026	**IW-80-201510**	EPA 8015 - Alcohol	MS1	1	PASI-D
		EPA 6010	TDS	2	PASI-K
		EPA 5030B/8260	PGH	38	PASI-K
		SM 2320B	LDB	3	PASI-K
		SM 3500-Fe B#4	TJG	1	PASI-K
		SM 4500-H+B	TJG	1	PASI-K
		SM 4500-S-2 D	LDB	1	PASI-K
		EPA 300.0	AJM	2	PASI-K
		EPA 350.1	RAB	1	PASI-K
		EPA 353.2	RAB	3	PASI-K
		EPA 365.4	RAB	1	PASI-K
		SM 4500-CO2 D	TJG	1	PASI-K
		SM 5310C	ESM	1	PASI-K
60204425027	**MW-68-201510**	EPA 8015 - Alcohol	MS1	1	PASI-D
		EPA 6010	TDS	2	PASI-K
		EPA 5030B/8260	PGH	38	PASI-K
		SM 2320B	LDB	3	PASI-K
		SM 3500-Fe B#4	TJG	1	PASI-K

This report shall not be reproduced, except in full,
without the written consent of Pace Analytical Services, Inc..

Pace Analytical Services, Inc.
9608 Loiret Blvd.
Lenexa, KS 66219
(913)599-5665

SAMPLE ANALYTE COUNT

Project: Fort Smith, AR
Pace Project No.: 60204425

Lab ID	Sample ID	Method	Analysts	Analytes Reported	Laboratory
		SM 4500-H+B	TJG	1	PASI-K
		SM 4500-S-2 D	LDB	1	PASI-K
		EPA 300.0	AJM	2	PASI-K
		EPA 350.1	RAB	1	PASI-K
		EPA 353.2	RAB	3	PASI-K
		EPA 365.4	RAB	1	PASI-K
		SM 4500-CO2 D	TJG	1	PASI-K
		SM 5310C	ESM	1	PASI-K
60204425028	**MW-36R-201510**	EPA 8015 - Alcohol	MS1	1	PASI-D
		EPA 6010	JGP	2	PASI-K
		EPA 5030B/8260	PGH	38	PASI-K
		SM 2320B	LDB	3	PASI-K
		SM 3500-Fe B#4	TJG	1	PASI-K
		SM 4500-H+B	TJG	1	PASI-K
		SM 4500-S-2 D	LDB	1	PASI-K
		EPA 300.0	AJM	2	PASI-K
		EPA 350.1	RAB	1	PASI-K
		EPA 353.2	RAB	3	PASI-K
		EPA 365.4	RAB	1	PASI-K
		SM 4500-CO2 D	TJG	1	PASI-K
		SM 5310C	ESM	1	PASI-K
60204425029	**TB-10-201510**	EPA 5030B/8260	PGH	38	PASI-K

This report shall not be reproduced, except in full,
without the written consent of Pace Analytical Services, Inc..

Pace Analytical Services, Inc.
9608 Loiret Blvd.
Lenexa, KS 66219
(913)599-5665

PROJECT NARRATIVE

Project: Fort Smith, AR
Pace Project No.: 60204425

Method: **EPA 8015 - Alcohol**
Description: Alcohol by Direct Inject GCFID
Client: Environ_AR
Date: October 16, 2015

General Information:
21 samples were analyzed for EPA 8015 - Alcohol. All samples were received in acceptable condition with any exceptions noted below or on the chain-of custody and/or the sample condition upon receipt form (SCUR) attached at the end of this report.

Hold Time:
The samples were analyzed within the method required hold times with any exceptions noted below.

Initial Calibrations (including MS Tune as applicable):
All criteria were within method requirements with any exceptions noted below.

Continuing Calibration:
All criteria were within method requirements with any exceptions noted below.

Surrogates:
All surrogates were within QC limits with any exceptions noted below.

Method Blank:
All analytes were below the report limit in the method blank, where applicable, with any exceptions noted below.

Laboratory Control Spike:
All laboratory control spike compounds were within QC limits with any exceptions noted below.

Matrix Spikes:
All percent recoveries and relative percent differences (RPDs) were within acceptance criteria with any exceptions noted below.

Additional Comments:

This report shall not be reproduced, except in full,
without the written consent of Pace Analytical Services, Inc..

Pace Analytical Services, Inc.
9608 Loiret Blvd.
Lenexa, KS 66219
(913)599-5665

PROJECT NARRATIVE

Project: Fort Smith, AR
Pace Project No.: 60204425

Method: **EPA 6010**
Description: 6010 MET ICP
Client: Environ_AR
Date: October 16, 2015

General Information:
21 samples were analyzed for EPA 6010. All samples were received in acceptable condition with any exceptions noted below or on the chain-of custody and/or the sample condition upon receipt form (SCUR) attached at the end of this report.

Hold Time:
The samples were analyzed within the method required hold times with any exceptions noted below.

Sample Preparation:
The samples were prepared in accordance with EPA 3010 with any exceptions noted below.

Initial Calibrations (including MS Tune as applicable):
All criteria were within method requirements with any exceptions noted below.

Continuing Calibration:
All criteria were within method requirements with any exceptions noted below.

Method Blank:
All analytes were below the report limit in the method blank, where applicable, with any exceptions noted below.

Laboratory Control Spike:
All laboratory control spike compounds were within QC limits with any exceptions noted below.

Matrix Spikes:
All percent recoveries and relative percent differences (RPDs) were within acceptance criteria with any exceptions noted below.

Additional Comments:

This report shall not be reproduced, except in full,
without the written consent of Pace Analytical Services, Inc..

Pace Analytical Services, Inc.
9608 Loiret Blvd.
Lenexa, KS 66219
(913)599-5665

PROJECT NARRATIVE

Project: Fort Smith, AR
Pace Project No.: 60204425

Method: **EPA 5030B/8260**
Description: 8260 MSV
Client: Environ_AR
Date: October 16, 2015

General Information:
29 samples were analyzed for EPA 5030B/8260. All samples were received in acceptable condition with any exceptions noted below or on the chain-of custody and/or the sample condition upon receipt form (SCUR) attached at the end of this report.

pH: Post-analysis pH measurement indicates insufficient VOA sample preservation.
- MW-57R-201510 (Lab ID: 60204425001)

Hold Time:
The samples were analyzed within the method required hold times with any exceptions noted below.

Initial Calibrations (including MS Tune as applicable):
All criteria were within method requirements with any exceptions noted below.

Continuing Calibration:
All criteria were within method requirements with any exceptions noted below.

Internal Standards:
All internal standards were within QC limits with any exceptions noted below.

Surrogates:
All surrogates were within QC limits with any exceptions noted below.

QC Batch: MSV/72158

S2: Surrogate recovery outside laboratory control limits due to matrix interferences (confirmed by similar results from sample re-analysis).
- IW-72-201510 (Lab ID: 60204425024)
  - Toluene-d8 (S)
- IW-76-201510 (Lab ID: 60204425006)
  - Toluene-d8 (S)

Method Blank:
All analytes were below the report limit in the method blank, where applicable, with any exceptions noted below.

QC Batch: MSV/72134

B: Analyte was detected in the associated method blank.
- BLANK for HBN 403828 [MSV/7213 (Lab ID: 1646422)
  - Chloromethane

QC Batch: MSV/72135

B: Analyte was detected in the associated method blank.
- BLANK for HBN 403829 [MSV/7213 (Lab ID: 1646426)
  - Chloromethane

QC Batch: MSV/72146

B: Analyte was detected in the associated method blank.
- BLANK for HBN 403892 [MSV/7214 (Lab ID: 1646653)

This report shall not be reproduced, except in full,
without the written consent of Pace Analytical Services, Inc..

Pace Analytical Services, Inc.
9608 Loiret Blvd.
Lenexa, KS 66219
(913)599-5665

PROJECT NARRATIVE

Project: Fort Smith, AR
Pace Project No.: 60204425

Method: **EPA 5030B/8260**
Description: 8260 MSV
Client: Environ_AR
Date: October 16, 2015

QC Batch: MSV/72146

B: Analyte was detected in the associated method blank.
- Chloromethane

QC Batch: MSV/72185

B: Analyte was detected in the associated method blank.
- BLANK for HBN 404231 [MSV/7218 (Lab ID: 1648879)
  - Bromomethane
  - Chloromethane

Laboratory Control Spike:
All laboratory control spike compounds were within QC limits with any exceptions noted below.

QC Batch: MSV/72135

L0: Analyte recovery in the laboratory control sample (LCS) was outside QC limits.
- LCS (Lab ID: 1646427)
  - Acetone

QC Batch: MSV/72185

L0: Analyte recovery in the laboratory control sample (LCS) was outside QC limits.
- LCS (Lab ID: 1648880)
  - Acetone

Matrix Spikes:
All percent recoveries and relative percent differences (RPDs) were within acceptance criteria with any exceptions noted below.

QC Batch: MSV/72134

A matrix spike and/or matrix spike duplicate (MS/MSD) were performed on the following sample(s): 60204425003

M1: Matrix spike recovery exceeded QC limits. Batch accepted based on laboratory control sample (LCS) recovery.
- MS (Lab ID: 1646424)
  - Acetone
  - Chloroethane
- MSD (Lab ID: 1646425)
  - Acetone
  - Chloroethane

QC Batch: MSV/72135

A matrix spike/matrix spike duplicate was not performed due to insufficient sample volume.

QC Batch: MSV/72146

A matrix spike/matrix spike duplicate was not performed due to insufficient sample volume.

QC Batch: MSV/72158

A matrix spike and/or matrix spike duplicate (MS/MSD) were performed on the following sample(s): 60204563001

M1: Matrix spike recovery exceeded QC limits. Batch accepted based on laboratory control sample (LCS) recovery.
- MS (Lab ID: 1647434)
  - Acetone

This report shall not be reproduced, except in full,
without the written consent of Pace Analytical Services, Inc..

Pace Analytical Services, Inc.
9608 Loiret Blvd.
Lenexa, KS 66219
(913)599-5665

PROJECT NARRATIVE

Project: Fort Smith, AR
Pace Project No.: 60204425

Method: **EPA 5030B/8260**
Description: 8260 MSV
Client: Environ_AR
Date: October 16, 2015

QC Batch: MSV/72158

A matrix spike and/or matrix spike duplicate (MS/MSD) were performed on the following sample(s): 60204563001

M1: Matrix spike recovery exceeded QC limits. Batch accepted based on laboratory control sample (LCS) recovery.

- Chloroethane
- MSD (Lab ID: 1647435)
  - Acetone
  - Chloroform

R1: RPD value was outside control limits.

- MSD (Lab ID: 1647435)
  - Ethylbenzene

QC Batch: MSV/72185

A matrix spike/matrix spike duplicate was not performed due to insufficient sample volume.

Additional Comments:

This report shall not be reproduced, except in full,
without the written consent of Pace Analytical Services, Inc..

Pace Analytical Services, Inc.
9608 Loiret Blvd.
Lenexa, KS 66219
(913)599-5665

PROJECT NARRATIVE

Project: Fort Smith, AR
Pace Project No.: 60204425

Method: **SM 2320B**
Description: 2320B Alkalinity
Client: Environ_AR
Date: October 16, 2015

General Information:
21 samples were analyzed for SM 2320B. All samples were received in acceptable condition with any exceptions noted below or on the chain-of custody and/or the sample condition upon receipt form (SCUR) attached at the end of this report.

Hold Time:
The samples were analyzed within the method required hold times with any exceptions noted below.

Method Blank:
All analytes were below the report limit in the method blank, where applicable, with any exceptions noted below.

Laboratory Control Spike:
All laboratory control spike compounds were within QC limits with any exceptions noted below.

Matrix Spikes:
All percent recoveries and relative percent differences (RPDs) were within acceptance criteria with any exceptions noted below.

Duplicate Sample:
All duplicate sample results were within method acceptance criteria with any exceptions noted below.

Additional Comments:

This report shall not be reproduced, except in full,
without the written consent of Pace Analytical Services, Inc..

Pace Analytical Services, Inc.
9608 Loiret Blvd.
Lenexa, KS 66219
(913)599-5665

PROJECT NARRATIVE

Project: Fort Smith, AR
Pace Project No.: 60204425

Method: **SM 3500-Fe B#4**
Description: Iron, Ferric (Calculation)
Client: Environ_AR
Date: October 16, 2015

General Information:
21 samples were analyzed for SM 3500-Fe B#4. All samples were received in acceptable condition with any exceptions noted below or on the chain-of custody and/or the sample condition upon receipt form (SCUR) attached at the end of this report.

Hold Time:
The samples were analyzed within the method required hold times with any exceptions noted below.

Method Blank:
All analytes were below the report limit in the method blank, where applicable, with any exceptions noted below.

Laboratory Control Spike:
All laboratory control spike compounds were within QC limits with any exceptions noted below.

Matrix Spikes:
All percent recoveries and relative percent differences (RPDs) were within acceptance criteria with any exceptions noted below.

Additional Comments:

Batch Comments:

Ferrous iron performed in the field
- QC Batch: WET / 57799
- QC Batch: WET / 57807

This report shall not be reproduced, except in full,
without the written consent of Pace Analytical Services, Inc..

Pace Analytical Services, Inc.
9608 Loiret Blvd.
Lenexa, KS 66219
(913)599-5665

PROJECT NARRATIVE

Project: Fort Smith, AR
Pace Project No.: 60204425

Method: **SM 4500-H+B**
Description: 4500H+ pH, Electrometric
Client: Environ_AR
Date: October 16, 2015

General Information:
21 samples were analyzed for SM 4500-H+B. All samples were received in acceptable condition with any exceptions noted below or on the chain-of custody and/or the sample condition upon receipt form (SCUR) attached at the end of this report.

Hold Time:
The samples were analyzed within the method required hold times with any exceptions noted below.

H6: Analysis initiated outside of the 15 minute EPA recommended holding time.
- ITMW-2-201510 (Lab ID: 60204425016)
- IW-72-201510 (Lab ID: 60204425024)
- IW-73-201510 (Lab ID: 60204425019)
- IW-76-201510 (Lab ID: 60204425006)
- IW-80-201510 (Lab ID: 60204425026)
- MW-31R-201510 (Lab ID: 60204425008)
- MW-36R-201510 (Lab ID: 60204425028)
- MW-40R-201510 (Lab ID: 60204425020)
- MW-41R-201510 (Lab ID: 60204425017)
- MW-50R-201510 (Lab ID: 60204425011)
- MW-55R-201510 (Lab ID: 60204425003)
- MW-56R-201510 (Lab ID: 60204425002)
- MW-57R-201510 (Lab ID: 60204425001)
- MW-60R-201510 (Lab ID: 60204425010)
- MW-62R-201510 (Lab ID: 60204425025)
- MW-66-201510 (Lab ID: 60204425012)
- MW-67R-201510 (Lab ID: 60204425013)
- MW-68-201510 (Lab ID: 60204425027)
- MW-71-201510 (Lab ID: 60204425023)
- MW-82-201510 (Lab ID: 60204425005)
- RW-69-201510 (Lab ID: 60204425007)

Method Blank:
All analytes were below the report limit in the method blank, where applicable, with any exceptions noted below.

Laboratory Control Spike:
All laboratory control spike compounds were within QC limits with any exceptions noted below.

Matrix Spikes:
All percent recoveries and relative percent differences (RPDs) were within acceptance criteria with any exceptions noted below.

Additional Comments:

Batch Comments:

Field pH
- QC Batch: WET / 57810
- QC Batch: WET / 57811

This report shall not be reproduced, except in full,
without the written consent of Pace Analytical Services, Inc..

Pace Analytical Services, Inc.
9608 Loiret Blvd.
Lenexa, KS 66219
(913)599-5665

PROJECT NARRATIVE

Project: Fort Smith, AR
Pace Project No.: 60204425

Method: **SM 4500-S-2 D**
Description: 4500S2D Sulfide, Total
Client: Environ_AR
Date: October 16, 2015

General Information:
21 samples were analyzed for SM 4500-S-2 D. All samples were received in acceptable condition with any exceptions noted below or on the chain-of custody and/or the sample condition upon receipt form (SCUR) attached at the end of this report.

Hold Time:
The samples were analyzed within the method required hold times with any exceptions noted below.

Method Blank:
All analytes were below the report limit in the method blank, where applicable, with any exceptions noted below.

Laboratory Control Spike:
All laboratory control spike compounds were within QC limits with any exceptions noted below.

Matrix Spikes:
All percent recoveries and relative percent differences (RPDs) were within acceptance criteria with any exceptions noted below.

Duplicate Sample:
All duplicate sample results were within method acceptance criteria with any exceptions noted below.

Additional Comments:

This report shall not be reproduced, except in full,
without the written consent of Pace Analytical Services, Inc..

Pace Analytical Services, Inc.
9608 Loiret Blvd.
Lenexa, KS 66219
(913)599-5665

PROJECT NARRATIVE

Project: Fort Smith, AR
Pace Project No.: 60204425

Method: **EPA 300.0**
Description: 300.0 IC Anions 28 Days
Client: Environ_AR
Date: October 16, 2015

General Information:
21 samples were analyzed for EPA 300.0. All samples were received in acceptable condition with any exceptions noted below or on the chain-of custody and/or the sample condition upon receipt form (SCUR) attached at the end of this report.

Hold Time:
The samples were analyzed within the method required hold times with any exceptions noted below.

Initial Calibrations (including MS Tune as applicable):
All criteria were within method requirements with any exceptions noted below.

Continuing Calibration:
All criteria were within method requirements with any exceptions noted below.

Method Blank:
All analytes were below the report limit in the method blank, where applicable, with any exceptions noted below.

Laboratory Control Spike:
All laboratory control spike compounds were within QC limits with any exceptions noted below.

Matrix Spikes:
All percent recoveries and relative percent differences (RPDs) were within acceptance criteria with any exceptions noted below.

Additional Comments:

This report shall not be reproduced, except in full,
without the written consent of Pace Analytical Services, Inc..

Pace Analytical Services, Inc.
9608 Loiret Blvd.
Lenexa, KS 66219
(913)599-5665

PROJECT NARRATIVE

Project: Fort Smith, AR
Pace Project No.: 60204425

Method: **EPA 350.1**
Description: 350.1 Ammonia
Client: Environ_AR
Date: October 16, 2015

General Information:
21 samples were analyzed for EPA 350.1. All samples were received in acceptable condition with any exceptions noted below or on the chain-of custody and/or the sample condition upon receipt form (SCUR) attached at the end of this report.

Hold Time:
The samples were analyzed within the method required hold times with any exceptions noted below.

Initial Calibrations (including MS Tune as applicable):
All criteria were within method requirements with any exceptions noted below.

Continuing Calibration:
All criteria were within method requirements with any exceptions noted below.

Method Blank:
All analytes were below the report limit in the method blank, where applicable, with any exceptions noted below.

Laboratory Control Spike:
All laboratory control spike compounds were within QC limits with any exceptions noted below.

Matrix Spikes:
All percent recoveries and relative percent differences (RPDs) were within acceptance criteria with any exceptions noted below.

QC Batch: WETA/36347

A matrix spike and/or matrix spike duplicate (MS/MSD) were performed on the following sample(s): 60204425003,60204425020

M1: Matrix spike recovery exceeded QC limits. Batch accepted based on laboratory control sample (LCS) recovery.

- MS (Lab ID: 1649421)
  - Nitrogen, Ammonia

QC Batch: WETA/36348

A matrix spike and/or matrix spike duplicate (MS/MSD) were performed on the following sample(s): 60204543001,60204648002

M1: Matrix spike recovery exceeded QC limits. Batch accepted based on laboratory control sample (LCS) recovery.

- MS (Lab ID: 1649426)
  - Nitrogen, Ammonia

Duplicate Sample:
All duplicate sample results were within method acceptance criteria with any exceptions noted below.

Additional Comments:

Analyte Comments:

QC Batch: WETA/36347

D3: Sample was diluted due to the presence of high levels of non-target analytes or other matrix interference.

- IW-72-201510 (Lab ID: 60204425024)
  - Nitrogen, Ammonia

REPORT OF LABORATORY ANALYSIS

This report shall not be reproduced, except in full,
without the written consent of Pace Analytical Services, Inc..

Pace Analytical Services, Inc.
9608 Loiret Blvd.
Lenexa, KS 66219
(913)599-5665

PROJECT NARRATIVE

Project: Fort Smith, AR
Pace Project No.: 60204425

Method: **EPA 353.2**
Description: 353.2 Nitrogen, NO2/NO3 unpres
Client: Environ_AR
Date: October 16, 2015

General Information:
21 samples were analyzed for EPA 353.2. All samples were received in acceptable condition with any exceptions noted below or on the chain-of custody and/or the sample condition upon receipt form (SCUR) attached at the end of this report.

Hold Time:
The samples were analyzed within the method required hold times with any exceptions noted below.

Initial Calibrations (including MS Tune as applicable):
All criteria were within method requirements with any exceptions noted below.

Continuing Calibration:
All criteria were within method requirements with any exceptions noted below.

Method Blank:
All analytes were below the report limit in the method blank, where applicable, with any exceptions noted below.

Laboratory Control Spike:
All laboratory control spike compounds were within QC limits with any exceptions noted below.

Matrix Spikes:
All percent recoveries and relative percent differences (RPDs) were within acceptance criteria with any exceptions noted below.

QC Batch: WETA/36248

A matrix spike and/or matrix spike duplicate (MS/MSD) were performed on the following sample(s): 60204416001,60204434002

M1: Matrix spike recovery exceeded QC limits. Batch accepted based on laboratory control sample (LCS) recovery.

- MS (Lab ID: 1645652)
  - Nitrogen, NO2 plus NO3
  - Nitrogen, Nitrate

QC Batch: WETA/36250

A matrix spike and/or matrix spike duplicate (MS/MSD) were performed on the following sample(s): 60204425003,60204425006

M1: Matrix spike recovery exceeded QC limits. Batch accepted based on laboratory control sample (LCS) recovery.

- MS (Lab ID: 1645757)
  - Nitrogen, NO2 plus NO3

Duplicate Sample:
All duplicate sample results were within method acceptance criteria with any exceptions noted below.

Additional Comments:

This report shall not be reproduced, except in full,
without the written consent of Pace Analytical Services, Inc..

Pace Analytical Services, Inc.
9608 Loiret Blvd.
Lenexa, KS 66219
(913)599-5665

PROJECT NARRATIVE

Project: Fort Smith, AR
Pace Project No.: 60204425

Method: **EPA 353.2**
Description: 353.2 Nitrogen, NO2/NO3 unpres
Client: Environ_AR
Date: October 16, 2015

Analyte Comments:

QC Batch: WETA/36250

D3: Sample was diluted due to the presence of high levels of non-target analytes or other matrix interference.

- IW-72-201510 (Lab ID: 60204425024)
  - Nitrogen, NO2 plus NO3
  - Nitrogen, Nitrite
  - Nitrogen, Nitrate
- IW-76-201510 (Lab ID: 60204425006)
  - Nitrogen, NO2 plus NO3
  - Nitrogen, Nitrite
  - Nitrogen, Nitrate

This report shall not be reproduced, except in full,
without the written consent of Pace Analytical Services, Inc..

Pace Analytical Services, Inc.
9608 Loiret Blvd.
Lenexa, KS 66219
(913)599-5665

PROJECT NARRATIVE

Project: Fort Smith, AR
Pace Project No.: 60204425

Method: **EPA 365.4**
Description: 365.4 Total Phosphorus
Client: Environ_AR
Date: October 16, 2015

General Information:
21 samples were analyzed for EPA 365.4. All samples were received in acceptable condition with any exceptions noted below or on the chain-of custody and/or the sample condition upon receipt form (SCUR) attached at the end of this report.

Hold Time:
The samples were analyzed within the method required hold times with any exceptions noted below.

Initial Calibrations (including MS Tune as applicable):
All criteria were within method requirements with any exceptions noted below.

Continuing Calibration:
All criteria were within method requirements with any exceptions noted below.

Method Blank:
All analytes were below the report limit in the method blank, where applicable, with any exceptions noted below.

Laboratory Control Spike:
All laboratory control spike compounds were within QC limits with any exceptions noted below.

Matrix Spikes:
All percent recoveries and relative percent differences (RPDs) were within acceptance criteria with any exceptions noted below.

Duplicate Sample:
All duplicate sample results were within method acceptance criteria with any exceptions noted below.

Additional Comments:

This report shall not be reproduced, except in full,
without the written consent of Pace Analytical Services, Inc..

Pace Analytical Services, Inc.
9608 Loiret Blvd.
Lenexa, KS 66219
(913)599-5665

PROJECT NARRATIVE

Project: Fort Smith, AR
Pace Project No.: 60204425

Method: **SM 4500-CO2 D**
Description: Total Carbon Dioxide Calc
Client: Environ_AR
Date: October 16, 2015

General Information:
21 samples were analyzed for SM 4500-CO2 D. All samples were received in acceptable condition with any exceptions noted below or on the chain-of custody and/or the sample condition upon receipt form (SCUR) attached at the end of this report.

Hold Time:
The samples were analyzed within the method required hold times with any exceptions noted below.

Initial Calibrations (including MS Tune as applicable):
All criteria were within method requirements with any exceptions noted below.

Continuing Calibration:
All criteria were within method requirements with any exceptions noted below.

Method Blank:
All analytes were below the report limit in the method blank, where applicable, with any exceptions noted below.

Laboratory Control Spike:
All laboratory control spike compounds were within QC limits with any exceptions noted below.

Matrix Spikes:
All percent recoveries and relative percent differences (RPDs) were within acceptance criteria with any exceptions noted below.

Additional Comments:

This report shall not be reproduced, except in full,
without the written consent of Pace Analytical Services, Inc..

Pace Analytical Services, Inc.
9608 Loiret Blvd.
Lenexa, KS 66219
(913)599-5665

PROJECT NARRATIVE

Project: Fort Smith, AR
Pace Project No.: 60204425

Method: **SM 5310C**
Description: 5310C TOC
Client: Environ_AR
Date: October 16, 2015

General Information:
21 samples were analyzed for SM 5310C. All samples were received in acceptable condition with any exceptions noted below or on the chain-of custody and/or the sample condition upon receipt form (SCUR) attached at the end of this report.

Hold Time:
The samples were analyzed within the method required hold times with any exceptions noted below.

Initial Calibrations (including MS Tune as applicable):
All criteria were within method requirements with any exceptions noted below.

Continuing Calibration:
All criteria were within method requirements with any exceptions noted below.

Method Blank:
All analytes were below the report limit in the method blank, where applicable, with any exceptions noted below.

Laboratory Control Spike:
All laboratory control spike compounds were within QC limits with any exceptions noted below.

Matrix Spikes:
All percent recoveries and relative percent differences (RPDs) were within acceptance criteria with any exceptions noted below.

QC Batch: WETA/36299

A matrix spike and/or matrix spike duplicate (MS/MSD) were performed on the following sample(s): 60204425003

M1: Matrix spike recovery exceeded QC limits. Batch accepted based on laboratory control sample (LCS) recovery.

- MS (Lab ID: 1647819)
  - Total Organic Carbon

Duplicate Sample:
All duplicate sample results were within method acceptance criteria with any exceptions noted below.

Additional Comments:

This data package has been reviewed for quality and completeness and is approved for release.

This report shall not be reproduced, except in full,
without the written consent of Pace Analytical Services, Inc..

Pace Analytical Services, Inc.
9608 Loiret Blvd.
Lenexa, KS 66219
(913)599-5665

ANALYTICAL RESULTS

Project: Fort Smith, AR
Pace Project No.: 60204425

Sample: MW-57R-201510 **Lab ID: 60204425001** Collected: 10/06/15 13:20 Received: 10/07/15 08:45 Matrix: Water

Parameters	Results	Units	Report Limit	MDL	DF	Prepared	Analyzed	CAS No.	Qual
Alcohol by Direct Inject GCFID	Analytical Method: EPA 8015 - Alcohol								
2-Chloroethanol	ND	ug/L	10000	1980	1		10/12/15 14:57	107-07-3	
6010 MET ICP	Analytical Method: EPA 6010 Preparation Method: EPA 3010								
Iron	**5460**	ug/L	50.0	9.0	1	10/08/15 09:50	10/09/15 18:01	7439-89-6	
Manganese	**2220**	ug/L	5.0	2.4	1	10/08/15 09:50	10/09/15 18:01	7439-96-5	
8260 MSV	Analytical Method: EPA 5030B/8260								
Acetone	ND	ug/L	10.0	1.9	1		10/08/15 17:46	67-64-1	
Benzene	ND	ug/L	1.0	0.060	1		10/08/15 17:46	71-43-2	
Bromodichloromethane	ND	ug/L	1.0	0.19	1		10/08/15 17:46	75-27-4	
Bromoform	ND	ug/L	1.0	0.070	1		10/08/15 17:46	75-25-2	
Bromomethane	ND	ug/L	5.0	0.16	1		10/08/15 17:46	74-83-9	
2-Butanone (MEK)	ND	ug/L	10.0	0.59	1		10/08/15 17:46	78-93-3	
Carbon disulfide	**0.32J**	ug/L	5.0	0.12	1		10/08/15 17:46	75-15-0	
Carbon tetrachloride	ND	ug/L	1.0	0.18	1		10/08/15 17:46	56-23-5	
Chlorobenzene	ND	ug/L	1.0	0.21	1		10/08/15 17:46	108-90-7	
Chloroethane	ND	ug/L	1.0	0.15	1		10/08/15 17:46	75-00-3	
Chloroform	**0.54J**	ug/L	1.0	0.14	1		10/08/15 17:46	67-66-3	
Chloromethane	**0.090J**	ug/L	1.0	0.080	1		10/08/15 17:46	74-87-3	B
Dibromochloromethane	ND	ug/L	1.0	0.21	1		10/08/15 17:46	124-48-1	
1,1-Dichloroethane	ND	ug/L	1.0	0.050	1		10/08/15 17:46	75-34-3	
1,2-Dichloroethane	ND	ug/L	1.0	0.12	1		10/08/15 17:46	107-06-2	
1,1-Dichloroethene	**1.6**	ug/L	1.0	0.20	1		10/08/15 17:46	75-35-4	
cis-1,2-Dichloroethene	**13.0**	ug/L	1.0	0.080	1		10/08/15 17:46	156-59-2	
trans-1,2-Dichloroethene	ND	ug/L	1.0	0.20	1		10/08/15 17:46	156-60-5	
1,2-Dichloropropane	ND	ug/L	1.0	0.16	1		10/08/15 17:46	78-87-5	
cis-1,3-Dichloropropene	ND	ug/L	1.0	0.14	1		10/08/15 17:46	10061-01-5	
trans-1,3-Dichloropropene	ND	ug/L	1.0	0.12	1		10/08/15 17:46	10061-02-6	
Ethylbenzene	ND	ug/L	1.0	0.18	1		10/08/15 17:46	100-41-4	
2-Hexanone	ND	ug/L	10.0	1.2	1		10/08/15 17:46	591-78-6	
Methylene chloride	ND	ug/L	1.0	0.15	1		10/08/15 17:46	75-09-2	
4-Methyl-2-pentanone (MIBK)	ND	ug/L	10.0	0.42	1		10/08/15 17:46	108-10-1	
Styrene	ND	ug/L	1.0	0.12	1		10/08/15 17:46	100-42-5	
1,1,2,2-Tetrachloroethane	ND	ug/L	1.0	0.15	1		10/08/15 17:46	79-34-5	
Tetrachloroethene	ND	ug/L	1.0	0.10	1		10/08/15 17:46	127-18-4	
Toluene	ND	ug/L	1.0	0.17	1		10/08/15 17:46	108-88-3	
1,1,1-Trichloroethane	ND	ug/L	1.0	0.11	1		10/08/15 17:46	71-55-6	
1,1,2-Trichloroethane	ND	ug/L	1.0	0.20	1		10/08/15 17:46	79-00-5	
Trichloroethene	**400**	ug/L	5.0	0.85	5		10/08/15 18:00	79-01-6	
Vinyl chloride	**0.42J**	ug/L	1.0	0.13	1		10/08/15 17:46	75-01-4	
Xylene (Total)	ND	ug/L	3.0	0.42	1		10/08/15 17:46	1330-20-7	
Surrogates									
4-Bromofluorobenzene (S)	98	%	80-120		1		10/08/15 17:46	460-00-4	
1,2-Dichloroethane-d4 (S)	96	%	80-120		1		10/08/15 17:46	17060-07-0	
Toluene-d8 (S)	100	%	80-120		1		10/08/15 17:46	2037-26-5	
Preservation pH	**7.0**		0.10	0.10	1		10/08/15 17:46		pH

REPORT OF LABORATORY ANALYSIS

This report shall not be reproduced, except in full,
without the written consent of Pace Analytical Services, Inc..

Pace Analytical Services, Inc.
9608 Loiret Blvd.
Lenexa, KS 66219
(913)599-5665

ANALYTICAL RESULTS

Project: Fort Smith, AR
Pace Project No.: 60204425

Sample: MW-57R-201510 **Lab ID: 60204425001** Collected: 10/06/15 13:20 Received: 10/07/15 08:45 Matrix: Water

Parameters	Results	Units	Report Limit	MDL	DF	Prepared	Analyzed	CAS No.	Qual
2320B Alkalinity	Analytical Method: SM 2320B								
Alkalinity,Bicarbonate (CaCO3)	**113**	mg/L	20.0	2.0	1		10/09/15 11:49		
Alkalinity, Carbonate (CaCO3)	ND	mg/L	20.0	2.0	1		10/09/15 11:49		
Alkalinity, Total as CaCO3	**113**	mg/L	20.0	2.0	1		10/09/15 11:49		
Iron, Ferric (Calculation)	Analytical Method: SM 3500-Fe B#4								
Iron, Ferric	**5.4**	mg/L	0.20		1		10/15/15 00:00	7439-89-6	
4500H+ pH, Electrometric	Analytical Method: SM 4500-H+B								
pH at 25 Degrees C	**6.7**	Std. Units	0.10	0.10	1		10/06/15 19:00		H6
4500S2D Sulfide, Total	Analytical Method: SM 4500-S-2 D								
Sulfide, Total	ND	mg/L	0.050	0.012	1		10/13/15 07:30	18496-25-8	
300.0 IC Anions 28 Days	Analytical Method: EPA 300.0								
Chloride	**210**	mg/L	20.0	10.0	20		10/11/15 10:32	16887-00-6	
Sulfate	**23.2**	mg/L	2.0	0.47	2		10/11/15 10:16	14808-79-8	
350.1 Ammonia	Analytical Method: EPA 350.1								
Nitrogen, Ammonia	ND	mg/L	0.10	0.046	1		10/14/15 10:47	7664-41-7	
353.2 Nitrogen, NO2/NO3 unpres	Analytical Method: EPA 353.2								
Nitrogen, Nitrate	**0.054J**	mg/L	0.10	0.014	1		10/07/15 14:08		
Nitrogen, Nitrite	ND	mg/L	0.10	0.023	1		10/07/15 14:08		
Nitrogen, NO2 plus NO3	**0.054J**	mg/L	0.10	0.014	1		10/07/15 14:08		
365.4 Total Phosphorus	Analytical Method: EPA 365.4								
Phosphorus as PO4	ND	mg/L	0.31		1		10/15/15 10:57		
Total Carbon Dioxide Calc	Analytical Method: SM 4500-CO2 D								
Carbon Dioxide Calculation	**142**	mg/L	20.0	20.0	1		10/16/15 00:00		
5310C TOC	Analytical Method: SM 5310C								
Total Organic Carbon	**1.8**	mg/L	1.0	0.46	1		10/09/15 18:59	7440-44-0	

REPORT OF LABORATORY ANALYSIS

This report shall not be reproduced, except in full,
without the written consent of Pace Analytical Services, Inc..

Pace Analytical Services, Inc.
9608 Loiret Blvd.
Lenexa, KS 66219
(913)599-5665

ANALYTICAL RESULTS

Project: Fort Smith, AR
Pace Project No.: 60204425

Sample: MW-56R-201510 **Lab ID: 60204425002** Collected: 10/06/15 12:00 Received: 10/07/15 08:45 Matrix: Water

Parameters	Results	Units	Report Limit	MDL	DF	Prepared	Analyzed	CAS No.	Qual
Alcohol by Direct Inject GCFID	Analytical Method: EPA 8015 - Alcohol								
2-Chloroethanol	ND	ug/L	10000	1980	1		10/12/15 15:08	107-07-3	
6010 MET ICP	Analytical Method: EPA 6010 Preparation Method: EPA 3010								
Iron	**378**	ug/L	50.0	9.0	1	10/08/15 09:50	10/09/15 18:03	7439-89-6	
Manganese	**3190**	ug/L	5.0	2.4	1	10/08/15 09:50	10/09/15 18:03	7439-96-5	
8260 MSV	Analytical Method: EPA 5030B/8260								
Acetone	ND	ug/L	10.0	1.9	1		10/08/15 17:31	67-64-1	
Benzene	**0.18J**	ug/L	1.0	0.060	1		10/08/15 17:31	71-43-2	
Bromodichloromethane	ND	ug/L	1.0	0.19	1		10/08/15 17:31	75-27-4	
Bromoform	ND	ug/L	1.0	0.070	1		10/08/15 17:31	75-25-2	
Bromomethane	ND	ug/L	5.0	0.16	1		10/08/15 17:31	74-83-9	
2-Butanone (MEK)	ND	ug/L	10.0	0.59	1		10/08/15 17:31	78-93-3	
Carbon disulfide	ND	ug/L	5.0	0.12	1		10/08/15 17:31	75-15-0	
Carbon tetrachloride	ND	ug/L	1.0	0.18	1		10/08/15 17:31	56-23-5	
Chlorobenzene	ND	ug/L	1.0	0.21	1		10/08/15 17:31	108-90-7	
Chloroethane	ND	ug/L	1.0	0.15	1		10/08/15 17:31	75-00-3	
Chloroform	**1.6**	ug/L	1.0	0.14	1		10/08/15 17:31	67-66-3	
Chloromethane	**0.29J**	ug/L	1.0	0.080	1		10/08/15 17:31	74-87-3	B
Dibromochloromethane	ND	ug/L	1.0	0.21	1		10/08/15 17:31	124-48-1	
1,1-Dichloroethane	ND	ug/L	1.0	0.050	1		10/08/15 17:31	75-34-3	
1,2-Dichloroethane	ND	ug/L	1.0	0.12	1		10/08/15 17:31	107-06-2	
1,1-Dichloroethene	**1.5**	ug/L	1.0	0.20	1		10/08/15 17:31	75-35-4	
cis-1,2-Dichloroethene	**18.1**	ug/L	1.0	0.080	1		10/08/15 17:31	156-59-2	
trans-1,2-Dichloroethene	**0.31J**	ug/L	1.0	0.20	1		10/08/15 17:31	156-60-5	
1,2-Dichloropropane	ND	ug/L	1.0	0.16	1		10/08/15 17:31	78-87-5	
cis-1,3-Dichloropropene	ND	ug/L	1.0	0.14	1		10/08/15 17:31	10061-01-5	
trans-1,3-Dichloropropene	ND	ug/L	1.0	0.12	1		10/08/15 17:31	10061-02-6	
Ethylbenzene	ND	ug/L	1.0	0.18	1		10/08/15 17:31	100-41-4	
2-Hexanone	ND	ug/L	10.0	1.2	1		10/08/15 17:31	591-78-6	
Methylene chloride	ND	ug/L	1.0	0.15	1		10/08/15 17:31	75-09-2	
4-Methyl-2-pentanone (MIBK)	ND	ug/L	10.0	0.42	1		10/08/15 17:31	108-10-1	
Styrene	ND	ug/L	1.0	0.12	1		10/08/15 17:31	100-42-5	
1,1,2,2-Tetrachloroethane	ND	ug/L	1.0	0.15	1		10/08/15 17:31	79-34-5	
Tetrachloroethene	ND	ug/L	1.0	0.10	1		10/08/15 17:31	127-18-4	
Toluene	**0.30J**	ug/L	1.0	0.17	1		10/08/15 17:31	108-88-3	
1,1,1-Trichloroethane	ND	ug/L	1.0	0.11	1		10/08/15 17:31	71-55-6	
1,1,2-Trichloroethane	ND	ug/L	1.0	0.20	1		10/08/15 17:31	79-00-5	
Trichloroethene	**278**	ug/L	5.0	0.85	5		10/09/15 10:45	79-01-6	
Vinyl chloride	**0.42J**	ug/L	1.0	0.13	1		10/08/15 17:31	75-01-4	
Xylene (Total)	ND	ug/L	3.0	0.42	1		10/08/15 17:31	1330-20-7	
Surrogates									
4-Bromofluorobenzene (S)	98	%	80-120		1		10/08/15 17:31	460-00-4	
1,2-Dichloroethane-d4 (S)	98	%	80-120		1		10/08/15 17:31	17060-07-0	
Toluene-d8 (S)	100	%	80-120		1		10/08/15 17:31	2037-26-5	
Preservation pH	**1.0**		0.10	0.10	1		10/08/15 17:31		

REPORT OF LABORATORY ANALYSIS

This report shall not be reproduced, except in full,
without the written consent of Pace Analytical Services, Inc..

Pace Analytical Services, Inc.
9608 Loiret Blvd.
Lenexa, KS 66219
(913)599-5665

ANALYTICAL RESULTS

Project: Fort Smith, AR
Pace Project No.: 60204425

Sample: MW-56R-201510 **Lab ID: 60204425002** Collected: 10/06/15 12:00 Received: 10/07/15 08:45 Matrix: Water

Parameters	Results	Units	Report Limit	MDL	DF	Prepared	Analyzed	CAS No.	Qual
2320B Alkalinity	Analytical Method: SM 2320B								
Alkalinity,Bicarbonate (CaCO3)	**156**	mg/L	20.0	2.0	1		10/09/15 11:53		
Alkalinity, Carbonate (CaCO3)	ND	mg/L	20.0	2.0	1		10/09/15 11:53		
Alkalinity, Total as CaCO3	**156**	mg/L	20.0	2.0	1		10/09/15 11:53		
Iron, Ferric (Calculation)	Analytical Method: SM 3500-Fe B#4								
Iron, Ferric	**0.38**	mg/L	0.20		1		10/15/15 00:00	7439-89-6	
4500H+ pH, Electrometric	Analytical Method: SM 4500-H+B								
pH at 25 Degrees C	**6.9**	Std. Units	0.10	0.10	1		10/06/15 19:00		H6
4500S2D Sulfide, Total	Analytical Method: SM 4500-S-2 D								
Sulfide, Total	ND	mg/L	0.050	0.012	1		10/13/15 07:30	18496-25-8	
300.0 IC Anions 28 Days	Analytical Method: EPA 300.0								
Chloride	**170**	mg/L	20.0	10.0	20		10/11/15 11:03	16887-00-6	
Sulfate	**25.0**	mg/L	2.0	0.47	2		10/11/15 10:47	14808-79-8	
350.1 Ammonia	Analytical Method: EPA 350.1								
Nitrogen, Ammonia	ND	mg/L	0.10	0.046	1		10/14/15 10:48	7664-41-7	
353.2 Nitrogen, NO2/NO3 unpres	Analytical Method: EPA 353.2								
Nitrogen, Nitrate	ND	mg/L	0.10	0.014	1		10/07/15 14:09		
Nitrogen, Nitrite	ND	mg/L	0.10	0.023	1		10/07/15 14:09		
Nitrogen, NO2 plus NO3	ND	mg/L	0.10	0.014	1		10/07/15 14:09		
365.4 Total Phosphorus	Analytical Method: EPA 365.4								
Phosphorus as PO4	ND	mg/L	0.31		1		10/15/15 10:59		
Total Carbon Dioxide Calc	Analytical Method: SM 4500-CO2 D								
Carbon Dioxide Calculation	**179**	mg/L	20.0	20.0	1		10/16/15 00:00		
5310C TOC	Analytical Method: SM 5310C								
Total Organic Carbon	**1.1**	mg/L	1.0	0.46	1		10/09/15 19:13	7440-44-0	

REPORT OF LABORATORY ANALYSIS

This report shall not be reproduced, except in full,
without the written consent of Pace Analytical Services, Inc..

Pace Analytical Services, Inc.
9608 Loiret Blvd.
Lenexa, KS 66219
(913)599-5665

ANALYTICAL RESULTS

Project: Fort Smith, AR
Pace Project No.: 60204425

Sample: MW-55R-201510 **Lab ID: 60204425003** Collected: 10/06/15 12:00 Received: 10/07/15 08:45 Matrix: Water

Parameters	Results	Units	Report Limit	MDL	DF	Prepared	Analyzed	CAS No.	Qual
Alcohol by Direct Inject GCFID	Analytical Method: EPA 8015 - Alcohol								
2-Chloroethanol	ND	ug/L	10000	1980	1		10/12/15 11:35	107-07-3	
6010 MET ICP	Analytical Method: EPA 6010 Preparation Method: EPA 3010								
Iron	**1810**	ug/L	50.0	9.0	1	10/08/15 09:50	10/09/15 18:05	7439-89-6	
Manganese	**5360**	ug/L	5.0	2.4	1	10/08/15 09:50	10/09/15 18:05	7439-96-5	
8260 MSV	Analytical Method: EPA 5030B/8260								
Acetone	ND	ug/L	10.0	1.9	1		10/08/15 17:17	67-64-1	M1
Benzene	ND	ug/L	1.0	0.060	1		10/08/15 17:17	71-43-2	
Bromodichloromethane	ND	ug/L	1.0	0.19	1		10/08/15 17:17	75-27-4	
Bromoform	ND	ug/L	1.0	0.070	1		10/08/15 17:17	75-25-2	
Bromomethane	ND	ug/L	5.0	0.16	1		10/08/15 17:17	74-83-9	
2-Butanone (MEK)	ND	ug/L	10.0	0.59	1		10/08/15 17:17	78-93-3	
Carbon disulfide	**0.22J**	ug/L	5.0	0.12	1		10/08/15 17:17	75-15-0	
Carbon tetrachloride	ND	ug/L	1.0	0.18	1		10/08/15 17:17	56-23-5	
Chlorobenzene	ND	ug/L	1.0	0.21	1		10/08/15 17:17	108-90-7	
Chloroethane	ND	ug/L	1.0	0.15	1		10/08/15 17:17	75-00-3	M1
Chloroform	**1.3**	ug/L	1.0	0.14	1		10/08/15 17:17	67-66-3	
Chloromethane	ND	ug/L	1.0	0.080	1		10/08/15 17:17	74-87-3	
Dibromochloromethane	ND	ug/L	1.0	0.21	1		10/08/15 17:17	124-48-1	
1,1-Dichloroethane	ND	ug/L	1.0	0.050	1		10/08/15 17:17	75-34-3	
1,2-Dichloroethane	ND	ug/L	1.0	0.12	1		10/08/15 17:17	107-06-2	
1,1-Dichloroethene	ND	ug/L	1.0	0.20	1		10/08/15 17:17	75-35-4	
cis-1,2-Dichloroethene	**0.53J**	ug/L	1.0	0.080	1		10/08/15 17:17	156-59-2	
trans-1,2-Dichloroethene	ND	ug/L	1.0	0.20	1		10/08/15 17:17	156-60-5	
1,2-Dichloropropane	ND	ug/L	1.0	0.16	1		10/08/15 17:17	78-87-5	
cis-1,3-Dichloropropene	ND	ug/L	1.0	0.14	1		10/08/15 17:17	10061-01-5	
trans-1,3-Dichloropropene	ND	ug/L	1.0	0.12	1		10/08/15 17:17	10061-02-6	
Ethylbenzene	ND	ug/L	1.0	0.18	1		10/08/15 17:17	100-41-4	
2-Hexanone	ND	ug/L	10.0	1.2	1		10/08/15 17:17	591-78-6	
Methylene chloride	ND	ug/L	1.0	0.15	1		10/08/15 17:17	75-09-2	
4-Methyl-2-pentanone (MIBK)	ND	ug/L	10.0	0.42	1		10/08/15 17:17	108-10-1	
Styrene	ND	ug/L	1.0	0.12	1		10/08/15 17:17	100-42-5	
1,1,2,2-Tetrachloroethane	ND	ug/L	1.0	0.15	1		10/08/15 17:17	79-34-5	
Tetrachloroethene	ND	ug/L	1.0	0.10	1		10/08/15 17:17	127-18-4	
Toluene	ND	ug/L	1.0	0.17	1		10/08/15 17:17	108-88-3	
1,1,1-Trichloroethane	ND	ug/L	1.0	0.11	1		10/08/15 17:17	71-55-6	
1,1,2-Trichloroethane	ND	ug/L	1.0	0.20	1		10/08/15 17:17	79-00-5	
Trichloroethene	**4.4**	ug/L	1.0	0.17	1		10/08/15 17:17	79-01-6	
Vinyl chloride	**0.14J**	ug/L	1.0	0.13	1		10/08/15 17:17	75-01-4	
Xylene (Total)	ND	ug/L	3.0	0.42	1		10/08/15 17:17	1330-20-7	
Surrogates									
4-Bromofluorobenzene (S)	97	%	80-120		1		10/08/15 17:17	460-00-4	
1,2-Dichloroethane-d4 (S)	95	%	80-120		1		10/08/15 17:17	17060-07-0	
Toluene-d8 (S)	98	%	80-120		1		10/08/15 17:17	2037-26-5	
Preservation pH	**1.0**		0.10	0.10	1		10/08/15 17:17		

REPORT OF LABORATORY ANALYSIS

This report shall not be reproduced, except in full,
without the written consent of Pace Analytical Services, Inc..

Pace Analytical Services, Inc.
9608 Loiret Blvd.
Lenexa, KS 66219
(913)599-5665

ANALYTICAL RESULTS

Project: Fort Smith, AR
Pace Project No.: 60204425

Sample: MW-55R-201510 **Lab ID: 60204425003** Collected: 10/06/15 12:00 Received: 10/07/15 08:45 Matrix: Water

Parameters	Results	Units	Report Limit	MDL	DF	Prepared	Analyzed	CAS No.	Qual
2320B Alkalinity	Analytical Method: SM 2320B								
Alkalinity,Bicarbonate (CaCO3)	**52.0**	mg/L	20.0	2.0	1		10/09/15 12:05		
Alkalinity, Carbonate (CaCO3)	ND	mg/L	20.0	2.0	1		10/09/15 12:05		
Alkalinity, Total as CaCO3	**52.0**	mg/L	20.0	2.0	1		10/09/15 12:05		
Iron, Ferric (Calculation)	Analytical Method: SM 3500-Fe B#4								
Iron, Ferric	ND	mg/L	0.20		1		10/15/15 00:00	7439-89-6	
4500H+ pH, Electrometric	Analytical Method: SM 4500-H+B								
pH at 25 Degrees C	**5.7**	Std. Units	0.10	0.10	1		10/06/15 19:00		H6
4500S2D Sulfide, Total	Analytical Method: SM 4500-S-2 D								
Sulfide, Total	ND	mg/L	0.050	0.012	1		10/13/15 07:31	18496-25-8	
300.0 IC Anions 28 Days	Analytical Method: EPA 300.0								
Chloride	**266**	mg/L	20.0	10.0	20		10/11/15 11:49	16887-00-6	
Sulfate	**47.5**	mg/L	5.0	1.2	5		10/11/15 00:02	14808-79-8	
350.1 Ammonia	Analytical Method: EPA 350.1								
Nitrogen, Ammonia	ND	mg/L	0.10	0.046	1		10/14/15 10:49	7664-41-7	M1
353.2 Nitrogen, NO2/NO3 unpres	Analytical Method: EPA 353.2								
Nitrogen, Nitrate	ND	mg/L	0.10	0.014	1		10/07/15 14:10		
Nitrogen, Nitrite	ND	mg/L	0.10	0.023	1		10/07/15 14:10		
Nitrogen, NO2 plus NO3	ND	mg/L	0.10	0.014	1		10/07/15 14:10		M1
365.4 Total Phosphorus	Analytical Method: EPA 365.4								
Phosphorus as PO4	ND	mg/L	0.31		1		10/15/15 11:00		
Total Carbon Dioxide Calc	Analytical Method: SM 4500-CO2 D								
Carbon Dioxide Calculation	**268**	mg/L	20.0	20.0	1		10/16/15 00:00		
5310C TOC	Analytical Method: SM 5310C								
Total Organic Carbon	**1.7**	mg/L	1.0	0.46	1		10/13/15 13:24	7440-44-0	M1

REPORT OF LABORATORY ANALYSIS

This report shall not be reproduced, except in full,
without the written consent of Pace Analytical Services, Inc..

Pace Analytical Services, Inc.
9608 Loiret Blvd.
Lenexa, KS 66219
(913)599-5665

ANALYTICAL RESULTS

Project: Fort Smith, AR
Pace Project No.: 60204425

Sample: TB-05-201510 **Lab ID: 60204425004** Collected: 10/06/15 08:00 Received: 10/07/15 08:45 Matrix: Water

Parameters	Results	Units	Report Limit	MDL	DF	Prepared	Analyzed	CAS No.	Qual
8260 MSV	Analytical Method: EPA 5030B/8260								
Acetone	ND	ug/L	10.0	1.9	1		10/08/15 21:08	67-64-1	L3
Benzene	ND	ug/L	1.0	0.060	1		10/08/15 21:08	71-43-2	
Bromodichloromethane	ND	ug/L	1.0	0.19	1		10/08/15 21:08	75-27-4	
Bromoform	ND	ug/L	1.0	0.070	1		10/08/15 21:08	75-25-2	
Bromomethane	ND	ug/L	5.0	0.16	1		10/08/15 21:08	74-83-9	
2-Butanone (MEK)	ND	ug/L	10.0	0.59	1		10/08/15 21:08	78-93-3	
Carbon disulfide	ND	ug/L	5.0	0.12	1		10/08/15 21:08	75-15-0	
Carbon tetrachloride	ND	ug/L	1.0	0.18	1		10/08/15 21:08	56-23-5	
Chlorobenzene	ND	ug/L	1.0	0.21	1		10/08/15 21:08	108-90-7	
Chloroethane	ND	ug/L	1.0	0.15	1		10/08/15 21:08	75-00-3	
Chloroform	**0.27J**	ug/L	1.0	0.14	1		10/08/15 21:08	67-66-3	
Chloromethane	**0.17J**	ug/L	1.0	0.080	1		10/08/15 21:08	74-87-3	B
Dibromochloromethane	ND	ug/L	1.0	0.21	1		10/08/15 21:08	124-48-1	
1,1-Dichloroethane	ND	ug/L	1.0	0.050	1		10/08/15 21:08	75-34-3	
1,2-Dichloroethane	ND	ug/L	1.0	0.12	1		10/08/15 21:08	107-06-2	
1,1-Dichloroethene	ND	ug/L	1.0	0.20	1		10/08/15 21:08	75-35-4	
cis-1,2-Dichloroethene	ND	ug/L	1.0	0.080	1		10/08/15 21:08	156-59-2	
trans-1,2-Dichloroethene	ND	ug/L	1.0	0.20	1		10/08/15 21:08	156-60-5	
1,2-Dichloropropane	ND	ug/L	1.0	0.16	1		10/08/15 21:08	78-87-5	
cis-1,3-Dichloropropene	ND	ug/L	1.0	0.14	1		10/08/15 21:08	10061-01-5	
trans-1,3-Dichloropropene	ND	ug/L	1.0	0.12	1		10/08/15 21:08	10061-02-6	
Ethylbenzene	ND	ug/L	1.0	0.18	1		10/08/15 21:08	100-41-4	
2-Hexanone	ND	ug/L	10.0	1.2	1		10/08/15 21:08	591-78-6	
Methylene chloride	ND	ug/L	1.0	0.15	1		10/08/15 21:08	75-09-2	
4-Methyl-2-pentanone (MIBK)	ND	ug/L	10.0	0.42	1		10/08/15 21:08	108-10-1	
Styrene	ND	ug/L	1.0	0.12	1		10/08/15 21:08	100-42-5	
1,1,2,2-Tetrachloroethane	ND	ug/L	1.0	0.15	1		10/08/15 21:08	79-34-5	
Tetrachloroethene	ND	ug/L	1.0	0.10	1		10/08/15 21:08	127-18-4	
Toluene	ND	ug/L	1.0	0.17	1		10/08/15 21:08	108-88-3	
1,1,1-Trichloroethane	ND	ug/L	1.0	0.11	1		10/08/15 21:08	71-55-6	
1,1,2-Trichloroethane	ND	ug/L	1.0	0.20	1		10/08/15 21:08	79-00-5	
Trichloroethene	ND	ug/L	1.0	0.17	1		10/08/15 21:08	79-01-6	
Vinyl chloride	ND	ug/L	1.0	0.13	1		10/08/15 21:08	75-01-4	
Xylene (Total)	ND	ug/L	3.0	0.42	1		10/08/15 21:08	1330-20-7	
Surrogates									
4-Bromofluorobenzene (S)	99	%	80-120		1		10/08/15 21:08	460-00-4	
1,2-Dichloroethane-d4 (S)	98	%	80-120		1		10/08/15 21:08	17060-07-0	
Toluene-d8 (S)	99	%	80-120		1		10/08/15 21:08	2037-26-5	
Preservation pH	**1.0**		0.10	0.10	1		10/08/15 21:08		

REPORT OF LABORATORY ANALYSIS

This report shall not be reproduced, except in full,
without the written consent of Pace Analytical Services, Inc..

Pace Analytical Services, Inc.
9608 Loiret Blvd.
Lenexa, KS 66219
(913)599-5665

ANALYTICAL RESULTS

Project: Fort Smith, AR
Pace Project No.: 60204425

Sample: MW-82-201510 **Lab ID: 60204425005** Collected: 10/06/15 13:55 Received: 10/07/15 08:45 Matrix: Water

Parameters	Results	Units	Report Limit	MDL	DF	Prepared	Analyzed	CAS No.	Qual
Alcohol by Direct Inject GCFID	Analytical Method: EPA 8015 - Alcohol								
2-Chloroethanol	ND	ug/L	10000	1980	1		10/12/15 15:19	107-07-3	
6010 MET ICP	Analytical Method: EPA 6010 Preparation Method: EPA 3010								
Iron	**1040**	ug/L	50.0	9.0	1	10/08/15 09:50	10/09/15 18:11	7439-89-6	
Manganese	**6220**	ug/L	5.0	2.4	1	10/08/15 09:50	10/09/15 18:11	7439-96-5	
8260 MSV	Analytical Method: EPA 5030B/8260								
Acetone	**47.3**	ug/L	10.0	1.9	1		10/12/15 15:41	67-64-1	L1
Benzene	**0.43J**	ug/L	1.0	0.060	1		10/12/15 15:41	71-43-2	
Bromodichloromethane	ND	ug/L	1.0	0.19	1		10/12/15 15:41	75-27-4	
Bromoform	**0.31J**	ug/L	1.0	0.070	1		10/12/15 15:41	75-25-2	
Bromomethane	**6.5**	ug/L	5.0	0.16	1		10/12/15 15:41	74-83-9	B
2-Butanone (MEK)	**7.6J**	ug/L	10.0	0.59	1		10/12/15 15:41	78-93-3	
Carbon disulfide	**3.0J**	ug/L	5.0	0.12	1		10/12/15 15:41	75-15-0	
Carbon tetrachloride	ND	ug/L	1.0	0.18	1		10/12/15 15:41	56-23-5	
Chlorobenzene	ND	ug/L	1.0	0.21	1		10/12/15 15:41	108-90-7	
Chloroethane	ND	ug/L	1.0	0.15	1		10/12/15 15:41	75-00-3	
Chloroform	**0.15J**	ug/L	1.0	0.14	1		10/12/15 15:41	67-66-3	
Chloromethane	**8.2**	ug/L	1.0	0.080	1		10/12/15 15:41	74-87-3	
Dibromochloromethane	ND	ug/L	1.0	0.21	1		10/12/15 15:41	124-48-1	
1,1-Dichloroethane	ND	ug/L	1.0	0.050	1		10/12/15 15:41	75-34-3	
1,2-Dichloroethane	ND	ug/L	1.0	0.12	1		10/12/15 15:41	107-06-2	
1,1-Dichloroethene	ND	ug/L	1.0	0.20	1		10/12/15 15:41	75-35-4	
cis-1,2-Dichloroethene	ND	ug/L	1.0	0.080	1		10/12/15 15:41	156-59-2	
trans-1,2-Dichloroethene	ND	ug/L	1.0	0.20	1		10/12/15 15:41	156-60-5	
1,2-Dichloropropane	ND	ug/L	1.0	0.16	1		10/12/15 15:41	78-87-5	
cis-1,3-Dichloropropene	ND	ug/L	1.0	0.14	1		10/12/15 15:41	10061-01-5	
trans-1,3-Dichloropropene	ND	ug/L	1.0	0.12	1		10/12/15 15:41	10061-02-6	
Ethylbenzene	ND	ug/L	1.0	0.18	1		10/12/15 15:41	100-41-4	
2-Hexanone	ND	ug/L	10.0	1.2	1		10/12/15 15:41	591-78-6	
Methylene chloride	ND	ug/L	1.0	0.15	1		10/12/15 15:41	75-09-2	
4-Methyl-2-pentanone (MIBK)	ND	ug/L	10.0	0.42	1		10/12/15 15:41	108-10-1	
Styrene	ND	ug/L	1.0	0.12	1		10/12/15 15:41	100-42-5	
1,1,2,2-Tetrachloroethane	ND	ug/L	1.0	0.15	1		10/12/15 15:41	79-34-5	
Tetrachloroethene	ND	ug/L	1.0	0.10	1		10/12/15 15:41	127-18-4	
Toluene	ND	ug/L	1.0	0.17	1		10/12/15 15:41	108-88-3	
1,1,1-Trichloroethane	ND	ug/L	1.0	0.11	1		10/12/15 15:41	71-55-6	
1,1,2-Trichloroethane	ND	ug/L	1.0	0.20	1		10/12/15 15:41	79-00-5	
Trichloroethene	**4.2**	ug/L	1.0	0.17	1		10/12/15 15:41	79-01-6	
Vinyl chloride	ND	ug/L	1.0	0.13	1		10/12/15 15:41	75-01-4	
Xylene (Total)	ND	ug/L	3.0	0.42	1		10/12/15 15:41	1330-20-7	
Surrogates									
4-Bromofluorobenzene (S)	96	%	80-120		1		10/12/15 15:41	460-00-4	
1,2-Dichloroethane-d4 (S)	101	%	80-120		1		10/12/15 15:41	17060-07-0	
Toluene-d8 (S)	100	%	80-120		1		10/12/15 15:41	2037-26-5	
Preservation pH	**3.0**		0.10	0.10	1		10/12/15 15:41		

REPORT OF LABORATORY ANALYSIS

This report shall not be reproduced, except in full,
without the written consent of Pace Analytical Services, Inc..

Pace Analytical Services, Inc.
9608 Loiret Blvd.
Lenexa, KS 66219
(913)599-5665

ANALYTICAL RESULTS

Project: Fort Smith, AR
Pace Project No.: 60204425

Sample: MW-82-201510 **Lab ID: 60204425005** Collected: 10/06/15 13:55 Received: 10/07/15 08:45 Matrix: Water

Parameters	Results	Units	Report Limit	MDL	DF	Prepared	Analyzed	CAS No.	Qual
2320B Alkalinity	Analytical Method: SM 2320B								
Alkalinity,Bicarbonate (CaCO3)	**4.3J**	mg/L	20.0	2.0	1		10/09/15 12:10		
Alkalinity, Carbonate (CaCO3)	ND	mg/L	20.0	2.0	1		10/09/15 12:10		
Alkalinity, Total as CaCO3	**4.3J**	mg/L	20.0	2.0	1		10/09/15 12:10		
Iron, Ferric (Calculation)	Analytical Method: SM 3500-Fe B#4								
Iron, Ferric	**1.0**	mg/L	0.20		1		10/15/15 00:00	7439-89-6	
4500H+ pH, Electrometric	Analytical Method: SM 4500-H+B								
pH at 25 Degrees C	**4.5**	Std. Units	0.10	0.10	1		10/06/15 19:00		H6
4500S2D Sulfide, Total	Analytical Method: SM 4500-S-2 D								
Sulfide, Total	ND	mg/L	0.050	0.012	1		10/13/15 07:31	18496-25-8	
300.0 IC Anions 28 Days	Analytical Method: EPA 300.0								
Chloride	**176**	mg/L	20.0	10.0	20		10/11/15 12:35	16887-00-6	
Sulfate	**1530**	mg/L	200	47.3	200		10/11/15 12:50	14808-79-8	
350.1 Ammonia	Analytical Method: EPA 350.1								
Nitrogen, Ammonia	**0.90**	mg/L	0.10	0.046	1		10/14/15 10:54	7664-41-7	
353.2 Nitrogen, NO2/NO3 unpres	Analytical Method: EPA 353.2								
Nitrogen, Nitrate	**1.1**	mg/L	0.10	0.014	1		10/07/15 14:11		
Nitrogen, Nitrite	ND	mg/L	0.10	0.023	1		10/07/15 14:11		
Nitrogen, NO2 plus NO3	**1.1**	mg/L	0.10	0.014	1		10/07/15 14:11		
365.4 Total Phosphorus	Analytical Method: EPA 365.4								
Phosphorus as PO4	ND	mg/L	0.31		1		10/15/15 11:04		
Total Carbon Dioxide Calc	Analytical Method: SM 4500-CO2 D								
Carbon Dioxide Calculation	ND	mg/L	20.0	20.0	1		10/16/15 00:00		
5310C TOC	Analytical Method: SM 5310C								
Total Organic Carbon	**4.1**	mg/L	1.0	0.46	1		10/09/15 19:26	7440-44-0	

REPORT OF LABORATORY ANALYSIS

This report shall not be reproduced, except in full,
without the written consent of Pace Analytical Services, Inc..

Pace Analytical Services, Inc.
9608 Loiret Blvd.
Lenexa, KS 66219
(913)599-5665

ANALYTICAL RESULTS

Project: Fort Smith, AR
Pace Project No.: 60204425

Sample: IW-76-201510 **Lab ID: 60204425006** Collected: 10/06/15 16:00 Received: 10/07/15 08:45 Matrix: Water

Parameters	Results	Units	Report Limit	MDL	DF	Prepared	Analyzed	CAS No.	Qual
Alcohol by Direct Inject GCFID	Analytical Method: EPA 8015 - Alcohol								
2-Chloroethanol	ND	ug/L	10000	1980	1		10/12/15 15:30	107-07-3	
6010 MET ICP	Analytical Method: EPA 6010 Preparation Method: EPA 3010								
Iron	**99.4**	ug/L	50.0	9.0	1	10/08/15 09:50	10/09/15 18:14	7439-89-6	
Manganese	**703**	ug/L	5.0	2.4	1	10/08/15 09:50	10/09/15 18:14	7439-96-5	
8260 MSV	Analytical Method: EPA 5030B/8260								
Acetone	**26.4**	ug/L	10.0	1.9	1		10/09/15 10:59	67-64-1	
Benzene	ND	ug/L	1.0	0.060	1		10/09/15 10:59	71-43-2	
Bromodichloromethane	**2.6**	ug/L	1.0	0.19	1		10/09/15 10:59	75-27-4	
Bromoform	**22.3**	ug/L	1.0	0.070	1		10/09/15 10:59	75-25-2	
Bromomethane	**12.2**	ug/L	5.0	0.16	1		10/09/15 10:59	74-83-9	
2-Butanone (MEK)	ND	ug/L	10.0	0.59	1		10/09/15 10:59	78-93-3	
Carbon disulfide	ND	ug/L	5.0	0.12	1		10/09/15 10:59	75-15-0	
Carbon tetrachloride	ND	ug/L	1.0	0.18	1		10/09/15 10:59	56-23-5	
Chlorobenzene	ND	ug/L	1.0	0.21	1		10/09/15 10:59	108-90-7	
Chloroethane	ND	ug/L	1.0	0.15	1		10/09/15 10:59	75-00-3	
Chloroform	**0.88J**	ug/L	1.0	0.14	1		10/09/15 10:59	67-66-3	
Chloromethane	**9.9**	ug/L	1.0	0.080	1		10/09/15 10:59	74-87-3	
Dibromochloromethane	**4.7**	ug/L	1.0	0.21	1		10/09/15 10:59	124-48-1	
1,1-Dichloroethane	ND	ug/L	1.0	0.050	1		10/09/15 10:59	75-34-3	
1,2-Dichloroethane	ND	ug/L	1.0	0.12	1		10/09/15 10:59	107-06-2	
1,1-Dichloroethene	ND	ug/L	1.0	0.20	1		10/09/15 10:59	75-35-4	
cis-1,2-Dichloroethene	**1.6**	ug/L	1.0	0.080	1		10/09/15 10:59	156-59-2	
trans-1,2-Dichloroethene	**0.52J**	ug/L	1.0	0.20	1		10/09/15 10:59	156-60-5	
1,2-Dichloropropane	ND	ug/L	1.0	0.16	1		10/09/15 10:59	78-87-5	
cis-1,3-Dichloropropene	ND	ug/L	1.0	0.14	1		10/09/15 10:59	10061-01-5	
trans-1,3-Dichloropropene	ND	ug/L	1.0	0.12	1		10/09/15 10:59	10061-02-6	
Ethylbenzene	ND	ug/L	1.0	0.18	1		10/09/15 10:59	100-41-4	
2-Hexanone	ND	ug/L	10.0	1.2	1		10/09/15 10:59	591-78-6	
Methylene chloride	ND	ug/L	1.0	0.15	1		10/09/15 10:59	75-09-2	
4-Methyl-2-pentanone (MIBK)	ND	ug/L	10.0	0.42	1		10/09/15 10:59	108-10-1	
Styrene	ND	ug/L	1.0	0.12	1		10/09/15 10:59	100-42-5	
1,1,2,2-Tetrachloroethane	ND	ug/L	1.0	0.15	1		10/09/15 10:59	79-34-5	
Tetrachloroethene	ND	ug/L	1.0	0.10	1		10/09/15 10:59	127-18-4	
Toluene	ND	ug/L	1.0	0.17	1		10/09/15 10:59	108-88-3	
1,1,1-Trichloroethane	ND	ug/L	1.0	0.11	1		10/09/15 10:59	71-55-6	
1,1,2-Trichloroethane	ND	ug/L	1.0	0.20	1		10/09/15 10:59	79-00-5	
Trichloroethene	**106**	ug/L	1.0	0.17	1		10/09/15 10:59	79-01-6	
Vinyl chloride	ND	ug/L	1.0	0.13	1		10/09/15 10:59	75-01-4	
Xylene (Total)	ND	ug/L	3.0	0.42	1		10/09/15 10:59	1330-20-7	
Surrogates									
4-Bromofluorobenzene (S)	97	%	80-120		1		10/09/15 10:59	460-00-4	
1,2-Dichloroethane-d4 (S)	100	%	80-120		1		10/09/15 10:59	17060-07-0	
Toluene-d8 (S)	78	%	80-120		1		10/09/15 10:59	2037-26-5	S2
Preservation pH	**1.0**		0.10	0.10	1		10/09/15 10:59		

REPORT OF LABORATORY ANALYSIS

This report shall not be reproduced, except in full,
without the written consent of Pace Analytical Services, Inc..

Pace Analytical Services, Inc.
9608 Loiret Blvd.
Lenexa, KS 66219
(913)599-5665

ANALYTICAL RESULTS

Project: Fort Smith, AR
Pace Project No.: 60204425

Sample: IW-76-201510 **Lab ID: 60204425006** Collected: 10/06/15 16:00 Received: 10/07/15 08:45 Matrix: Water

Parameters	Results	Units	Report Limit	MDL	DF	Prepared	Analyzed	CAS No.	Qual
2320B Alkalinity	Analytical Method: SM 2320B								
Alkalinity,Bicarbonate (CaCO3)	**11.4J**	mg/L	20.0	2.0	1		10/09/15 12:13		
Alkalinity, Carbonate (CaCO3)	ND	mg/L	20.0	2.0	1		10/09/15 12:13		
Alkalinity, Total as CaCO3	**11.4J**	mg/L	20.0	2.0	1		10/09/15 12:13		
Iron, Ferric (Calculation)	Analytical Method: SM 3500-Fe B#4								
Iron, Ferric	ND	mg/L	0.20		1		10/15/15 00:00	7439-89-6	
4500H+ pH, Electrometric	Analytical Method: SM 4500-H+B								
pH at 25 Degrees C	**4.8**	Std. Units	0.10	0.10	1		10/06/15 19:00		H6
4500S2D Sulfide, Total	Analytical Method: SM 4500-S-2 D								
Sulfide, Total	ND	mg/L	0.050	0.012	1		10/13/15 07:32	18496-25-8	
300.0 IC Anions 28 Days	Analytical Method: EPA 300.0								
Chloride	**315**	mg/L	20.0	10.0	20		10/11/15 13:06	16887-00-6	
Sulfate	**1110**	mg/L	100	23.7	100		10/11/15 13:21	14808-79-8	
350.1 Ammonia	Analytical Method: EPA 350.1								
Nitrogen, Ammonia	**0.14**	mg/L	0.10	0.046	1		10/14/15 10:55	7664-41-7	
353.2 Nitrogen, NO2/NO3 unpres	Analytical Method: EPA 353.2								
Nitrogen, Nitrate	**1.1**	mg/L	0.50	0.070	5		10/07/15 13:34		D3
Nitrogen, Nitrite	ND	mg/L	0.50	0.12	5		10/07/15 13:34		D3
Nitrogen, NO2 plus NO3	**1.1**	mg/L	0.50	0.070	5		10/07/15 13:34		D3
365.4 Total Phosphorus	Analytical Method: EPA 365.4								
Phosphorus as PO4	ND	mg/L	0.31		1		10/15/15 11:05		
Total Carbon Dioxide Calc	Analytical Method: SM 4500-CO2 D								
Carbon Dioxide Calculation	ND	mg/L	20.0	20.0	1		10/16/15 00:00		
5310C TOC	Analytical Method: SM 5310C								
Total Organic Carbon	**0.51J**	mg/L	1.0	0.46	1		10/09/15 19:39	7440-44-0	

REPORT OF LABORATORY ANALYSIS

This report shall not be reproduced, except in full,
without the written consent of Pace Analytical Services, Inc..

Pace Analytical Services, Inc.
9608 Loiret Blvd.
Lenexa, KS 66219
(913)599-5665

ANALYTICAL RESULTS

Project: Fort Smith, AR
Pace Project No.: 60204425

Sample: RW-69-201510 **Lab ID: 60204425007** Collected: 10/06/15 14:45 Received: 10/07/15 08:45 Matrix: Water

Parameters	Results	Units	Report Limit	MDL	DF	Prepared	Analyzed	CAS No.	Qual
Alcohol by Direct Inject GCFID	Analytical Method: EPA 8015 - Alcohol								
2-Chloroethanol	ND	ug/L	10000	1980	1		10/12/15 15:42	107-07-3	
6010 MET ICP	Analytical Method: EPA 6010 Preparation Method: EPA 3010								
Iron	**330**	ug/L	50.0	9.0	1	10/08/15 09:50	10/09/15 18:16	7439-89-6	
Manganese	**616**	ug/L	5.0	2.4	1	10/08/15 09:50	10/09/15 18:16	7439-96-5	
8260 MSV	Analytical Method: EPA 5030B/8260								
Acetone	ND	ug/L	10.0	1.9	1		10/09/15 01:28	67-64-1	L3
Benzene	ND	ug/L	1.0	0.060	1		10/09/15 01:28	71-43-2	
Bromodichloromethane	ND	ug/L	1.0	0.19	1		10/09/15 01:28	75-27-4	
Bromoform	ND	ug/L	1.0	0.070	1		10/09/15 01:28	75-25-2	
Bromomethane	ND	ug/L	5.0	0.16	1		10/09/15 01:28	74-83-9	
2-Butanone (MEK)	ND	ug/L	10.0	0.59	1		10/09/15 01:28	78-93-3	
Carbon disulfide	ND	ug/L	5.0	0.12	1		10/09/15 01:28	75-15-0	
Carbon tetrachloride	ND	ug/L	1.0	0.18	1		10/09/15 01:28	56-23-5	
Chlorobenzene	ND	ug/L	1.0	0.21	1		10/09/15 01:28	108-90-7	
Chloroethane	ND	ug/L	1.0	0.15	1		10/09/15 01:28	75-00-3	
Chloroform	ND	ug/L	1.0	0.14	1		10/09/15 01:28	67-66-3	
Chloromethane	**0.15J**	ug/L	1.0	0.080	1		10/09/15 01:28	74-87-3	B
Dibromochloromethane	ND	ug/L	1.0	0.21	1		10/09/15 01:28	124-48-1	
1,1-Dichloroethane	ND	ug/L	1.0	0.050	1		10/09/15 01:28	75-34-3	
1,2-Dichloroethane	ND	ug/L	1.0	0.12	1		10/09/15 01:28	107-06-2	
1,1-Dichloroethene	**0.73J**	ug/L	1.0	0.20	1		10/09/15 01:28	75-35-4	
cis-1,2-Dichloroethene	**6.7**	ug/L	1.0	0.080	1		10/09/15 01:28	156-59-2	
trans-1,2-Dichloroethene	ND	ug/L	1.0	0.20	1		10/09/15 01:28	156-60-5	
1,2-Dichloropropane	ND	ug/L	1.0	0.16	1		10/09/15 01:28	78-87-5	
cis-1,3-Dichloropropene	ND	ug/L	1.0	0.14	1		10/09/15 01:28	10061-01-5	
trans-1,3-Dichloropropene	ND	ug/L	1.0	0.12	1		10/09/15 01:28	10061-02-6	
Ethylbenzene	ND	ug/L	1.0	0.18	1		10/09/15 01:28	100-41-4	
2-Hexanone	ND	ug/L	10.0	1.2	1		10/09/15 01:28	591-78-6	
Methylene chloride	ND	ug/L	1.0	0.15	1		10/09/15 01:28	75-09-2	
4-Methyl-2-pentanone (MIBK)	ND	ug/L	10.0	0.42	1		10/09/15 01:28	108-10-1	
Styrene	ND	ug/L	1.0	0.12	1		10/09/15 01:28	100-42-5	
1,1,2,2-Tetrachloroethane	ND	ug/L	1.0	0.15	1		10/09/15 01:28	79-34-5	
Tetrachloroethene	ND	ug/L	1.0	0.10	1		10/09/15 01:28	127-18-4	
Toluene	ND	ug/L	1.0	0.17	1		10/09/15 01:28	108-88-3	
1,1,1-Trichloroethane	ND	ug/L	1.0	0.11	1		10/09/15 01:28	71-55-6	
1,1,2-Trichloroethane	ND	ug/L	1.0	0.20	1		10/09/15 01:28	79-00-5	
Trichloroethene	**184**	ug/L	1.0	0.17	1		10/09/15 01:28	79-01-6	
Vinyl chloride	**0.24J**	ug/L	1.0	0.13	1		10/09/15 01:28	75-01-4	
Xylene (Total)	ND	ug/L	3.0	0.42	1		10/09/15 01:28	1330-20-7	
Surrogates									
4-Bromofluorobenzene (S)	100	%	80-120		1		10/09/15 01:28	460-00-4	
1,2-Dichloroethane-d4 (S)	98	%	80-120		1		10/09/15 01:28	17060-07-0	
Toluene-d8 (S)	102	%	80-120		1		10/09/15 01:28	2037-26-5	
Preservation pH	**1.0**		0.10	0.10	1		10/09/15 01:28		

REPORT OF LABORATORY ANALYSIS

This report shall not be reproduced, except in full,
without the written consent of Pace Analytical Services, Inc..

Pace Analytical Services, Inc.
9608 Loiret Blvd.
Lenexa, KS 66219
(913)599-5665

ANALYTICAL RESULTS

Project: Fort Smith, AR
Pace Project No.: 60204425

Sample: RW-69-201510 **Lab ID: 60204425007** Collected: 10/06/15 14:45 Received: 10/07/15 08:45 Matrix: Water

Parameters	Results	Units	Report Limit	MDL	DF	Prepared	Analyzed	CAS No.	Qual
2320B Alkalinity	Analytical Method: SM 2320B								
Alkalinity,Bicarbonate (CaCO3)	**11.6J**	mg/L	20.0	2.0	1		10/09/15 14:14		
Alkalinity, Carbonate (CaCO3)	ND	mg/L	20.0	2.0	1		10/09/15 14:14		
Alkalinity, Total as CaCO3	**11.6J**	mg/L	20.0	2.0	1		10/09/15 14:14		
Iron, Ferric (Calculation)	Analytical Method: SM 3500-Fe B#4								
Iron, Ferric	**0.33**	mg/L	0.20		1		10/15/15 00:00	7439-89-6	
4500H+ pH, Electrometric	Analytical Method: SM 4500-H+B								
pH at 25 Degrees C	**5.1**	Std. Units	0.10	0.10	1		10/06/15 19:00		H6
4500S2D Sulfide, Total	Analytical Method: SM 4500-S-2 D								
Sulfide, Total	ND	mg/L	0.050	0.012	1		10/13/15 07:32	18496-25-8	
300.0 IC Anions 28 Days	Analytical Method: EPA 300.0								
Chloride	**267**	mg/L	20.0	10.0	20		10/11/15 13:52	16887-00-6	
Sulfate	**1.7**	mg/L	1.0	0.24	1		10/11/15 13:37	14808-79-8	
350.1 Ammonia	Analytical Method: EPA 350.1								
Nitrogen, Ammonia	ND	mg/L	0.10	0.046	1		10/14/15 10:56	7664-41-7	
353.2 Nitrogen, NO2/NO3 unpres	Analytical Method: EPA 353.2								
Nitrogen, Nitrate	**0.039J**	mg/L	0.10	0.014	1		10/07/15 14:15		
Nitrogen, Nitrite	ND	mg/L	0.10	0.023	1		10/07/15 14:15		
Nitrogen, NO2 plus NO3	**0.039J**	mg/L	0.10	0.014	1		10/07/15 14:15		
365.4 Total Phosphorus	Analytical Method: EPA 365.4								
Phosphorus as PO4	ND	mg/L	0.31		1		10/15/15 11:07		
Total Carbon Dioxide Calc	Analytical Method: SM 4500-CO2 D								
Carbon Dioxide Calculation	ND	mg/L	20.0	20.0	1		10/16/15 00:00		
5310C TOC	Analytical Method: SM 5310C								
Total Organic Carbon	ND	mg/L	1.0	0.46	1		10/09/15 19:52	7440-44-0	

REPORT OF LABORATORY ANALYSIS

This report shall not be reproduced, except in full,
without the written consent of Pace Analytical Services, Inc..

Pace Analytical Services, Inc.
9608 Loiret Blvd.
Lenexa, KS 66219
(913)599-5665

ANALYTICAL RESULTS

Project: Fort Smith, AR
Pace Project No.: 60204425

Sample: MW-31R-201510 **Lab ID: 60204425008** Collected: 10/06/15 15:35 Received: 10/07/15 08:45 Matrix: Water

Parameters	Results	Units	Report Limit	MDL	DF	Prepared	Analyzed	CAS No.	Qual
Alcohol by Direct Inject GCFID	Analytical Method: EPA 8015 - Alcohol								
2-Chloroethanol	ND	ug/L	10000	1980	1		10/12/15 15:53	107-07-3	
6010 MET ICP	Analytical Method: EPA 6010 Preparation Method: EPA 3010								
Iron	**2370**	ug/L	50.0	9.0	1	10/08/15 09:50	10/09/15 18:23	7439-89-6	
Manganese	**774**	ug/L	5.0	2.4	1	10/08/15 09:50	10/09/15 18:23	7439-96-5	
8260 MSV	Analytical Method: EPA 5030B/8260								
Acetone	ND	ug/L	10.0	1.9	1		10/08/15 22:20	67-64-1	L3
Benzene	ND	ug/L	1.0	0.060	1		10/08/15 22:20	71-43-2	
Bromodichloromethane	ND	ug/L	1.0	0.19	1		10/08/15 22:20	75-27-4	
Bromoform	ND	ug/L	1.0	0.070	1		10/08/15 22:20	75-25-2	
Bromomethane	ND	ug/L	5.0	0.16	1		10/08/15 22:20	74-83-9	
2-Butanone (MEK)	ND	ug/L	10.0	0.59	1		10/08/15 22:20	78-93-3	
Carbon disulfide	ND	ug/L	5.0	0.12	1		10/08/15 22:20	75-15-0	
Carbon tetrachloride	ND	ug/L	1.0	0.18	1		10/08/15 22:20	56-23-5	
Chlorobenzene	ND	ug/L	1.0	0.21	1		10/08/15 22:20	108-90-7	
Chloroethane	ND	ug/L	1.0	0.15	1		10/08/15 22:20	75-00-3	
Chloroform	ND	ug/L	1.0	0.14	1		10/08/15 22:20	67-66-3	
Chloromethane	**0.23J**	ug/L	1.0	0.080	1		10/08/15 22:20	74-87-3	B
Dibromochloromethane	ND	ug/L	1.0	0.21	1		10/08/15 22:20	124-48-1	
1,1-Dichloroethane	ND	ug/L	1.0	0.050	1		10/08/15 22:20	75-34-3	
1,2-Dichloroethane	ND	ug/L	1.0	0.12	1		10/08/15 22:20	107-06-2	
1,1-Dichloroethene	ND	ug/L	1.0	0.20	1		10/08/15 22:20	75-35-4	
cis-1,2-Dichloroethene	ND	ug/L	1.0	0.080	1		10/08/15 22:20	156-59-2	
trans-1,2-Dichloroethene	ND	ug/L	1.0	0.20	1		10/08/15 22:20	156-60-5	
1,2-Dichloropropane	ND	ug/L	1.0	0.16	1		10/08/15 22:20	78-87-5	
cis-1,3-Dichloropropene	ND	ug/L	1.0	0.14	1		10/08/15 22:20	10061-01-5	
trans-1,3-Dichloropropene	ND	ug/L	1.0	0.12	1		10/08/15 22:20	10061-02-6	
Ethylbenzene	ND	ug/L	1.0	0.18	1		10/08/15 22:20	100-41-4	
2-Hexanone	ND	ug/L	10.0	1.2	1		10/08/15 22:20	591-78-6	
Methylene chloride	ND	ug/L	1.0	0.15	1		10/08/15 22:20	75-09-2	
4-Methyl-2-pentanone (MIBK)	ND	ug/L	10.0	0.42	1		10/08/15 22:20	108-10-1	
Styrene	ND	ug/L	1.0	0.12	1		10/08/15 22:20	100-42-5	
1,1,2,2-Tetrachloroethane	ND	ug/L	1.0	0.15	1		10/08/15 22:20	79-34-5	
Tetrachloroethene	ND	ug/L	1.0	0.10	1		10/08/15 22:20	127-18-4	
Toluene	ND	ug/L	1.0	0.17	1		10/08/15 22:20	108-88-3	
1,1,1-Trichloroethane	ND	ug/L	1.0	0.11	1		10/08/15 22:20	71-55-6	
1,1,2-Trichloroethane	ND	ug/L	1.0	0.20	1		10/08/15 22:20	79-00-5	
Trichloroethene	ND	ug/L	1.0	0.17	1		10/08/15 22:20	79-01-6	
Vinyl chloride	ND	ug/L	1.0	0.13	1		10/08/15 22:20	75-01-4	
Xylene (Total)	ND	ug/L	3.0	0.42	1		10/08/15 22:20	1330-20-7	
Surrogates									
4-Bromofluorobenzene (S)	97	%	80-120		1		10/08/15 22:20	460-00-4	
1,2-Dichloroethane-d4 (S)	97	%	80-120		1		10/08/15 22:20	17060-07-0	
Toluene-d8 (S)	99	%	80-120		1		10/08/15 22:20	2037-26-5	
Preservation pH	**1.0**		0.10	0.10	1		10/08/15 22:20		

REPORT OF LABORATORY ANALYSIS

This report shall not be reproduced, except in full,
without the written consent of Pace Analytical Services, Inc..

Pace Analytical Services, Inc.
9608 Loiret Blvd.
Lenexa, KS 66219
(913)599-5665

ANALYTICAL RESULTS

Project: Fort Smith, AR
Pace Project No.: 60204425

Sample: MW-31R-201510 **Lab ID: 60204425008** Collected: 10/06/15 15:35 Received: 10/07/15 08:45 Matrix: Water

Parameters	Results	Units	Report Limit	MDL	DF	Prepared	Analyzed	CAS No.	Qual
2320B Alkalinity	Analytical Method: SM 2320B								
Alkalinity,Bicarbonate (CaCO3)	**25.7**	mg/L	20.0	2.0	1		10/09/15 14:19		
Alkalinity, Carbonate (CaCO3)	ND	mg/L	20.0	2.0	1		10/09/15 14:19		
Alkalinity, Total as CaCO3	**25.7**	mg/L	20.0	2.0	1		10/09/15 14:19		
Iron, Ferric (Calculation)	Analytical Method: SM 3500-Fe B#4								
Iron, Ferric	ND	mg/L	0.20		1		10/15/15 00:00	7439-89-6	
4500H+ pH, Electrometric	Analytical Method: SM 4500-H+B								
pH at 25 Degrees C	**4.4**	Std. Units	0.10	0.10	1		10/06/15 19:00		H6
4500S2D Sulfide, Total	Analytical Method: SM 4500-S-2 D								
Sulfide, Total	ND	mg/L	0.050	0.012	1		10/13/15 07:34	18496-25-8	
300.0 IC Anions 28 Days	Analytical Method: EPA 300.0								
Chloride	**141**	mg/L	10.0	5.0	10		10/11/15 14:07	16887-00-6	
Sulfate	**26.1**	mg/L	5.0	1.2	5		10/11/15 02:05	14808-79-8	
350.1 Ammonia	Analytical Method: EPA 350.1								
Nitrogen, Ammonia	ND	mg/L	0.10	0.046	1		10/14/15 10:57	7664-41-7	
353.2 Nitrogen, NO2/NO3 unpres	Analytical Method: EPA 353.2								
Nitrogen, Nitrate	**0.099J**	mg/L	0.10	0.014	1		10/07/15 14:16		
Nitrogen, Nitrite	ND	mg/L	0.10	0.023	1		10/07/15 14:16		
Nitrogen, NO2 plus NO3	**0.099J**	mg/L	0.10	0.014	1		10/07/15 14:16		
365.4 Total Phosphorus	Analytical Method: EPA 365.4								
Phosphorus as PO4	ND	mg/L	0.31		1		10/15/15 11:08		
Total Carbon Dioxide Calc	Analytical Method: SM 4500-CO2 D								
Carbon Dioxide Calculation	**1850**	mg/L	20.0	20.0	1		10/16/15 00:00		
5310C TOC	Analytical Method: SM 5310C								
Total Organic Carbon	**0.62J**	mg/L	1.0	0.46	1		10/13/15 14:03	7440-44-0	

REPORT OF LABORATORY ANALYSIS

This report shall not be reproduced, except in full,
without the written consent of Pace Analytical Services, Inc..

Pace Analytical Services, Inc.
9608 Loiret Blvd.
Lenexa, KS 66219
(913)599-5665

ANALYTICAL RESULTS

Project: Fort Smith, AR
Pace Project No.: 60204425

Sample: TB-06-201510 **Lab ID: 60204425009** Collected: 10/06/15 08:00 Received: 10/07/15 08:45 Matrix: Water

Parameters	Results	Units	Report Limit	MDL	DF	Prepared	Analyzed	CAS No.	Qual
8260 MSV	Analytical Method: EPA 5030B/8260								
Acetone	ND	ug/L	10.0	1.9	1		10/08/15 21:23	67-64-1	L3
Benzene	ND	ug/L	1.0	0.060	1		10/08/15 21:23	71-43-2	
Bromodichloromethane	ND	ug/L	1.0	0.19	1		10/08/15 21:23	75-27-4	
Bromoform	ND	ug/L	1.0	0.070	1		10/08/15 21:23	75-25-2	
Bromomethane	ND	ug/L	5.0	0.16	1		10/08/15 21:23	74-83-9	
2-Butanone (MEK)	ND	ug/L	10.0	0.59	1		10/08/15 21:23	78-93-3	
Carbon disulfide	ND	ug/L	5.0	0.12	1		10/08/15 21:23	75-15-0	
Carbon tetrachloride	ND	ug/L	1.0	0.18	1		10/08/15 21:23	56-23-5	
Chlorobenzene	ND	ug/L	1.0	0.21	1		10/08/15 21:23	108-90-7	
Chloroethane	ND	ug/L	1.0	0.15	1		10/08/15 21:23	75-00-3	
Chloroform	**0.28J**	ug/L	1.0	0.14	1		10/08/15 21:23	67-66-3	
Chloromethane	**0.17J**	ug/L	1.0	0.080	1		10/08/15 21:23	74-87-3	B
Dibromochloromethane	ND	ug/L	1.0	0.21	1		10/08/15 21:23	124-48-1	
1,1-Dichloroethane	ND	ug/L	1.0	0.050	1		10/08/15 21:23	75-34-3	
1,2-Dichloroethane	ND	ug/L	1.0	0.12	1		10/08/15 21:23	107-06-2	
1,1-Dichloroethene	ND	ug/L	1.0	0.20	1		10/08/15 21:23	75-35-4	
cis-1,2-Dichloroethene	ND	ug/L	1.0	0.080	1		10/08/15 21:23	156-59-2	
trans-1,2-Dichloroethene	ND	ug/L	1.0	0.20	1		10/08/15 21:23	156-60-5	
1,2-Dichloropropane	ND	ug/L	1.0	0.16	1		10/08/15 21:23	78-87-5	
cis-1,3-Dichloropropene	ND	ug/L	1.0	0.14	1		10/08/15 21:23	10061-01-5	
trans-1,3-Dichloropropene	ND	ug/L	1.0	0.12	1		10/08/15 21:23	10061-02-6	
Ethylbenzene	ND	ug/L	1.0	0.18	1		10/08/15 21:23	100-41-4	
2-Hexanone	ND	ug/L	10.0	1.2	1		10/08/15 21:23	591-78-6	
Methylene chloride	ND	ug/L	1.0	0.15	1		10/08/15 21:23	75-09-2	
4-Methyl-2-pentanone (MIBK)	ND	ug/L	10.0	0.42	1		10/08/15 21:23	108-10-1	
Styrene	ND	ug/L	1.0	0.12	1		10/08/15 21:23	100-42-5	
1,1,2,2-Tetrachloroethane	ND	ug/L	1.0	0.15	1		10/08/15 21:23	79-34-5	
Tetrachloroethene	ND	ug/L	1.0	0.10	1		10/08/15 21:23	127-18-4	
Toluene	ND	ug/L	1.0	0.17	1		10/08/15 21:23	108-88-3	
1,1,1-Trichloroethane	ND	ug/L	1.0	0.11	1		10/08/15 21:23	71-55-6	
1,1,2-Trichloroethane	ND	ug/L	1.0	0.20	1		10/08/15 21:23	79-00-5	
Trichloroethene	ND	ug/L	1.0	0.17	1		10/08/15 21:23	79-01-6	
Vinyl chloride	ND	ug/L	1.0	0.13	1		10/08/15 21:23	75-01-4	
Xylene (Total)	ND	ug/L	3.0	0.42	1		10/08/15 21:23	1330-20-7	
Surrogates									
4-Bromofluorobenzene (S)	96	%	80-120		1		10/08/15 21:23	460-00-4	
1,2-Dichloroethane-d4 (S)	100	%	80-120		1		10/08/15 21:23	17060-07-0	
Toluene-d8 (S)	100	%	80-120		1		10/08/15 21:23	2037-26-5	
Preservation pH	**1.0**		0.10	0.10	1		10/08/15 21:23		

REPORT OF LABORATORY ANALYSIS

This report shall not be reproduced, except in full,
without the written consent of Pace Analytical Services, Inc..

Pace Analytical Services, Inc.
9608 Loiret Blvd.
Lenexa, KS 66219
(913)599-5665

ANALYTICAL RESULTS

Project: Fort Smith, AR
Pace Project No.: 60204425

Sample: MW-60R-201510 **Lab ID: 60204425010** Collected: 10/06/15 11:05 Received: 10/07/15 08:45 Matrix: Water

Parameters	Results	Units	Report Limit	MDL	DF	Prepared	Analyzed	CAS No.	Qual
Alcohol by Direct Inject GCFID	Analytical Method: EPA 8015 - Alcohol								
2-Chloroethanol	ND	ug/L	10000	1980	1		10/12/15 16:04	107-07-3	
6010 MET ICP	Analytical Method: EPA 6010 Preparation Method: EPA 3010								
Iron	**1610**	ug/L	50.0	9.0	1	10/08/15 09:50	10/09/15 18:25	7439-89-6	
Manganese	**2530**	ug/L	5.0	2.4	1	10/08/15 09:50	10/09/15 18:25	7439-96-5	
8260 MSV	Analytical Method: EPA 5030B/8260								
Acetone	ND	ug/L	10.0	1.9	1		10/08/15 22:35	67-64-1	L3
Benzene	ND	ug/L	1.0	0.060	1		10/08/15 22:35	71-43-2	
Bromodichloromethane	ND	ug/L	1.0	0.19	1		10/08/15 22:35	75-27-4	
Bromoform	ND	ug/L	1.0	0.070	1		10/08/15 22:35	75-25-2	
Bromomethane	ND	ug/L	5.0	0.16	1		10/08/15 22:35	74-83-9	
2-Butanone (MEK)	ND	ug/L	10.0	0.59	1		10/08/15 22:35	78-93-3	
Carbon disulfide	ND	ug/L	5.0	0.12	1		10/08/15 22:35	75-15-0	
Carbon tetrachloride	ND	ug/L	1.0	0.18	1		10/08/15 22:35	56-23-5	
Chlorobenzene	ND	ug/L	1.0	0.21	1		10/08/15 22:35	108-90-7	
Chloroethane	ND	ug/L	1.0	0.15	1		10/08/15 22:35	75-00-3	
Chloroform	**0.61J**	ug/L	1.0	0.14	1		10/08/15 22:35	67-66-3	
Chloromethane	ND	ug/L	1.0	0.080	1		10/08/15 22:35	74-87-3	
Dibromochloromethane	ND	ug/L	1.0	0.21	1		10/08/15 22:35	124-48-1	
1,1-Dichloroethane	ND	ug/L	1.0	0.050	1		10/08/15 22:35	75-34-3	
1,2-Dichloroethane	ND	ug/L	1.0	0.12	1		10/08/15 22:35	107-06-2	
1,1-Dichloroethene	ND	ug/L	1.0	0.20	1		10/08/15 22:35	75-35-4	
cis-1,2-Dichloroethene	ND	ug/L	1.0	0.080	1		10/08/15 22:35	156-59-2	
trans-1,2-Dichloroethene	ND	ug/L	1.0	0.20	1		10/08/15 22:35	156-60-5	
1,2-Dichloropropane	ND	ug/L	1.0	0.16	1		10/08/15 22:35	78-87-5	
cis-1,3-Dichloropropene	ND	ug/L	1.0	0.14	1		10/08/15 22:35	10061-01-5	
trans-1,3-Dichloropropene	ND	ug/L	1.0	0.12	1		10/08/15 22:35	10061-02-6	
Ethylbenzene	ND	ug/L	1.0	0.18	1		10/08/15 22:35	100-41-4	
2-Hexanone	ND	ug/L	10.0	1.2	1		10/08/15 22:35	591-78-6	
Methylene chloride	ND	ug/L	1.0	0.15	1		10/08/15 22:35	75-09-2	
4-Methyl-2-pentanone (MIBK)	ND	ug/L	10.0	0.42	1		10/08/15 22:35	108-10-1	
Styrene	ND	ug/L	1.0	0.12	1		10/08/15 22:35	100-42-5	
1,1,2,2-Tetrachloroethane	ND	ug/L	1.0	0.15	1		10/08/15 22:35	79-34-5	
Tetrachloroethene	ND	ug/L	1.0	0.10	1		10/08/15 22:35	127-18-4	
Toluene	ND	ug/L	1.0	0.17	1		10/08/15 22:35	108-88-3	
1,1,1-Trichloroethane	ND	ug/L	1.0	0.11	1		10/08/15 22:35	71-55-6	
1,1,2-Trichloroethane	ND	ug/L	1.0	0.20	1		10/08/15 22:35	79-00-5	
Trichloroethene	ND	ug/L	1.0	0.17	1		10/08/15 22:35	79-01-6	
Vinyl chloride	ND	ug/L	1.0	0.13	1		10/08/15 22:35	75-01-4	
Xylene (Total)	ND	ug/L	3.0	0.42	1		10/08/15 22:35	1330-20-7	
Surrogates									
4-Bromofluorobenzene (S)	98	%	80-120		1		10/08/15 22:35	460-00-4	
1,2-Dichloroethane-d4 (S)	97	%	80-120		1		10/08/15 22:35	17060-07-0	
Toluene-d8 (S)	97	%	80-120		1		10/08/15 22:35	2037-26-5	
Preservation pH	**1.0**		0.10	0.10	1		10/08/15 22:35		

REPORT OF LABORATORY ANALYSIS

This report shall not be reproduced, except in full,
without the written consent of Pace Analytical Services, Inc..

Pace Analytical Services, Inc.
9608 Loiret Blvd.
Lenexa, KS 66219
(913)599-5665

ANALYTICAL RESULTS

Project: Fort Smith, AR
Pace Project No.: 60204425

Sample: MW-60R-201510 **Lab ID: 60204425010** Collected: 10/06/15 11:05 Received: 10/07/15 08:45 Matrix: Water

Parameters	Results	Units	Report Limit	MDL	DF	Prepared	Analyzed	CAS No.	Qual
2320B Alkalinity	Analytical Method: SM 2320B								
Alkalinity,Bicarbonate (CaCO3)	**377**	mg/L	20.0	2.0	1		10/09/15 14:25		
Alkalinity, Carbonate (CaCO3)	ND	mg/L	20.0	2.0	1		10/09/15 14:25		
Alkalinity, Total as CaCO3	**377**	mg/L	20.0	2.0	1		10/09/15 14:25		
Iron, Ferric (Calculation)	Analytical Method: SM 3500-Fe B#4								
Iron, Ferric	**1.6**	mg/L	0.20		1		10/15/15 00:00	7439-89-6	
4500H+ pH, Electrometric	Analytical Method: SM 4500-H+B								
pH at 25 Degrees C	**6.9**	Std. Units	0.10	0.10	1		10/06/15 19:00		H6
4500S2D Sulfide, Total	Analytical Method: SM 4500-S-2 D								
Sulfide, Total	ND	mg/L	0.050	0.012	1		10/13/15 07:34	18496-25-8	
300.0 IC Anions 28 Days	Analytical Method: EPA 300.0								
Chloride	**120**	mg/L	10.0	5.0	10		10/11/15 14:54	16887-00-6	
Sulfate	**31.1**	mg/L	5.0	1.2	5		10/11/15 02:20	14808-79-8	
350.1 Ammonia	Analytical Method: EPA 350.1								
Nitrogen, Ammonia	ND	mg/L	0.10	0.046	1		10/14/15 10:58	7664-41-7	
353.2 Nitrogen, NO2/NO3 unpres	Analytical Method: EPA 353.2								
Nitrogen, Nitrate	ND	mg/L	0.10	0.014	1		10/07/15 14:17		
Nitrogen, Nitrite	ND	mg/L	0.10	0.023	1		10/07/15 14:17		
Nitrogen, NO2 plus NO3	ND	mg/L	0.10	0.014	1		10/07/15 14:17		
365.4 Total Phosphorus	Analytical Method: EPA 365.4								
Phosphorus as PO4	ND	mg/L	0.31		1		10/15/15 11:09		
Total Carbon Dioxide Calc	Analytical Method: SM 4500-CO2 D								
Carbon Dioxide Calculation	**431**	mg/L	20.0	20.0	1		10/16/15 00:00		
5310C TOC	Analytical Method: SM 5310C								
Total Organic Carbon	**0.80J**	mg/L	1.0	0.46	1		10/13/15 14:39	7440-44-0	

REPORT OF LABORATORY ANALYSIS

This report shall not be reproduced, except in full,
without the written consent of Pace Analytical Services, Inc..

Pace Analytical Services, Inc.
9608 Loiret Blvd.
Lenexa, KS 66219
(913)599-5665

ANALYTICAL RESULTS

Project: Fort Smith, AR
Pace Project No.: 60204425

Sample: MW-50R-201510 **Lab ID: 60204425011** Collected: 10/06/15 08:45 Received: 10/07/15 08:45 Matrix: Water

Parameters	Results	Units	Report Limit	MDL	DF	Prepared	Analyzed	CAS No.	Qual
Alcohol by Direct Inject GCFID	Analytical Method: EPA 8015 - Alcohol								
2-Chloroethanol	ND	ug/L	10000	1980	1		10/12/15 16:15	107-07-3	
6010 MET ICP	Analytical Method: EPA 6010 Preparation Method: EPA 3010								
Iron	**2620**	ug/L	50.0	9.0	1	10/08/15 09:50	10/09/15 18:27	7439-89-6	
Manganese	**129**	ug/L	5.0	2.4	1	10/08/15 09:50	10/09/15 18:27	7439-96-5	
8260 MSV	Analytical Method: EPA 5030B/8260								
Acetone	ND	ug/L	10.0	1.9	1		10/08/15 22:49	67-64-1	L3
Benzene	ND	ug/L	1.0	0.060	1		10/08/15 22:49	71-43-2	
Bromodichloromethane	ND	ug/L	1.0	0.19	1		10/08/15 22:49	75-27-4	
Bromoform	ND	ug/L	1.0	0.070	1		10/08/15 22:49	75-25-2	
Bromomethane	ND	ug/L	5.0	0.16	1		10/08/15 22:49	74-83-9	
2-Butanone (MEK)	ND	ug/L	10.0	0.59	1		10/08/15 22:49	78-93-3	
Carbon disulfide	ND	ug/L	5.0	0.12	1		10/08/15 22:49	75-15-0	
Carbon tetrachloride	ND	ug/L	1.0	0.18	1		10/08/15 22:49	56-23-5	
Chlorobenzene	ND	ug/L	1.0	0.21	1		10/08/15 22:49	108-90-7	
Chloroethane	ND	ug/L	1.0	0.15	1		10/08/15 22:49	75-00-3	
Chloroform	ND	ug/L	1.0	0.14	1		10/08/15 22:49	67-66-3	
Chloromethane	**0.17J**	ug/L	1.0	0.080	1		10/08/15 22:49	74-87-3	B
Dibromochloromethane	ND	ug/L	1.0	0.21	1		10/08/15 22:49	124-48-1	
1,1-Dichloroethane	ND	ug/L	1.0	0.050	1		10/08/15 22:49	75-34-3	
1,2-Dichloroethane	ND	ug/L	1.0	0.12	1		10/08/15 22:49	107-06-2	
1,1-Dichloroethene	ND	ug/L	1.0	0.20	1		10/08/15 22:49	75-35-4	
cis-1,2-Dichloroethene	ND	ug/L	1.0	0.080	1		10/08/15 22:49	156-59-2	
trans-1,2-Dichloroethene	ND	ug/L	1.0	0.20	1		10/08/15 22:49	156-60-5	
1,2-Dichloropropane	ND	ug/L	1.0	0.16	1		10/08/15 22:49	78-87-5	
cis-1,3-Dichloropropene	ND	ug/L	1.0	0.14	1		10/08/15 22:49	10061-01-5	
trans-1,3-Dichloropropene	ND	ug/L	1.0	0.12	1		10/08/15 22:49	10061-02-6	
Ethylbenzene	ND	ug/L	1.0	0.18	1		10/08/15 22:49	100-41-4	
2-Hexanone	ND	ug/L	10.0	1.2	1		10/08/15 22:49	591-78-6	
Methylene chloride	ND	ug/L	1.0	0.15	1		10/08/15 22:49	75-09-2	
4-Methyl-2-pentanone (MIBK)	ND	ug/L	10.0	0.42	1		10/08/15 22:49	108-10-1	
Styrene	ND	ug/L	1.0	0.12	1		10/08/15 22:49	100-42-5	
1,1,2,2-Tetrachloroethane	ND	ug/L	1.0	0.15	1		10/08/15 22:49	79-34-5	
Tetrachloroethene	ND	ug/L	1.0	0.10	1		10/08/15 22:49	127-18-4	
Toluene	ND	ug/L	1.0	0.17	1		10/08/15 22:49	108-88-3	
1,1,1-Trichloroethane	ND	ug/L	1.0	0.11	1		10/08/15 22:49	71-55-6	
1,1,2-Trichloroethane	ND	ug/L	1.0	0.20	1		10/08/15 22:49	79-00-5	
Trichloroethene	**0.35J**	ug/L	1.0	0.17	1		10/08/15 22:49	79-01-6	
Vinyl chloride	ND	ug/L	1.0	0.13	1		10/08/15 22:49	75-01-4	
Xylene (Total)	ND	ug/L	3.0	0.42	1		10/08/15 22:49	1330-20-7	
Surrogates									
4-Bromofluorobenzene (S)	98	%	80-120		1		10/08/15 22:49	460-00-4	
1,2-Dichloroethane-d4 (S)	101	%	80-120		1		10/08/15 22:49	17060-07-0	
Toluene-d8 (S)	100	%	80-120		1		10/08/15 22:49	2037-26-5	
Preservation pH	**1.0**		0.10	0.10	1		10/08/15 22:49		

REPORT OF LABORATORY ANALYSIS

This report shall not be reproduced, except in full,
without the written consent of Pace Analytical Services, Inc..

Pace Analytical Services, Inc.
9608 Loiret Blvd.
Lenexa, KS 66219
(913)599-5665

ANALYTICAL RESULTS

Project: Fort Smith, AR
Pace Project No.: 60204425

Sample: MW-50R-201510 **Lab ID: 60204425011** Collected: 10/06/15 08:45 Received: 10/07/15 08:45 Matrix: Water

Parameters	Results	Units	Report Limit	MDL	DF	Prepared	Analyzed	CAS No.	Qual
2320B Alkalinity	Analytical Method: SM 2320B								
Alkalinity,Bicarbonate (CaCO3)	**210**	mg/L	20.0	2.0	1		10/09/15 14:29		
Alkalinity, Carbonate (CaCO3)	ND	mg/L	20.0	2.0	1		10/09/15 14:29		
Alkalinity, Total as CaCO3	**210**	mg/L	20.0	2.0	1		10/09/15 14:29		
Iron, Ferric (Calculation)	Analytical Method: SM 3500-Fe B#4								
Iron, Ferric	**2.2**	mg/L	0.20		1		10/15/15 00:00	7439-89-6	
4500H+ pH, Electrometric	Analytical Method: SM 4500-H+B								
pH at 25 Degrees C	**6.4**	Std. Units	0.10	0.10	1		10/06/15 19:00		H6
4500S2D Sulfide, Total	Analytical Method: SM 4500-S-2 D								
Sulfide, Total	ND	mg/L	0.050	0.012	1		10/13/15 07:34	18496-25-8	
300.0 IC Anions 28 Days	Analytical Method: EPA 300.0								
Chloride	**229**	mg/L	20.0	10.0	20		10/11/15 15:25	16887-00-6	
Sulfate	**7.9**	mg/L	1.0	0.24	1		10/11/15 15:09	14808-79-8	
350.1 Ammonia	Analytical Method: EPA 350.1								
Nitrogen, Ammonia	ND	mg/L	0.10	0.046	1		10/14/15 11:01	7664-41-7	
353.2 Nitrogen, NO2/NO3 unpres	Analytical Method: EPA 353.2								
Nitrogen, Nitrate	ND	mg/L	0.10	0.014	1		10/07/15 14:18		
Nitrogen, Nitrite	ND	mg/L	0.10	0.023	1		10/07/15 14:18		
Nitrogen, NO2 plus NO3	ND	mg/L	0.10	0.014	1		10/07/15 14:18		
365.4 Total Phosphorus	Analytical Method: EPA 365.4								
Phosphorus as PO4	ND	mg/L	0.31		1		10/15/15 11:10		
Total Carbon Dioxide Calc	Analytical Method: SM 4500-CO2 D								
Carbon Dioxide Calculation	**340**	mg/L	20.0	20.0	1		10/16/15 00:00		
5310C TOC	Analytical Method: SM 5310C								
Total Organic Carbon	ND	mg/L	1.0	0.46	1		10/13/15 15:05	7440-44-0	

REPORT OF LABORATORY ANALYSIS

This report shall not be reproduced, except in full,
without the written consent of Pace Analytical Services, Inc..

Pace Analytical Services, Inc.
9608 Loiret Blvd.
Lenexa, KS 66219
(913)599-5665

ANALYTICAL RESULTS

Project: Fort Smith, AR
Pace Project No.: 60204425

Sample: MW-66-201510 **Lab ID: 60204425012** Collected: 10/06/15 16:10 Received: 10/07/15 08:45 Matrix: Water

Parameters	Results	Units	Report Limit	MDL	DF	Prepared	Analyzed	CAS No.	Qual
Alcohol by Direct Inject GCFID	Analytical Method: EPA 8015 - Alcohol								
2-Chloroethanol	ND	ug/L	10000	1980	1		10/12/15 16:26	107-07-3	
6010 MET ICP	Analytical Method: EPA 6010 Preparation Method: EPA 3010								
Iron	**98.1**	ug/L	50.0	9.0	1	10/08/15 09:50	10/09/15 18:29	7439-89-6	
Manganese	**8.1**	ug/L	5.0	2.4	1	10/08/15 09:50	10/09/15 18:29	7439-96-5	
8260 MSV	Analytical Method: EPA 5030B/8260								
Acetone	ND	ug/L	10.0	1.9	1		10/08/15 23:04	67-64-1	L3
Benzene	ND	ug/L	1.0	0.060	1		10/08/15 23:04	71-43-2	
Bromodichloromethane	ND	ug/L	1.0	0.19	1		10/08/15 23:04	75-27-4	
Bromoform	ND	ug/L	1.0	0.070	1		10/08/15 23:04	75-25-2	
Bromomethane	ND	ug/L	5.0	0.16	1		10/08/15 23:04	74-83-9	
2-Butanone (MEK)	ND	ug/L	10.0	0.59	1		10/08/15 23:04	78-93-3	
Carbon disulfide	ND	ug/L	5.0	0.12	1		10/08/15 23:04	75-15-0	
Carbon tetrachloride	ND	ug/L	1.0	0.18	1		10/08/15 23:04	56-23-5	
Chlorobenzene	ND	ug/L	1.0	0.21	1		10/08/15 23:04	108-90-7	
Chloroethane	ND	ug/L	1.0	0.15	1		10/08/15 23:04	75-00-3	
Chloroform	ND	ug/L	1.0	0.14	1		10/08/15 23:04	67-66-3	
Chloromethane	ND	ug/L	1.0	0.080	1		10/08/15 23:04	74-87-3	
Dibromochloromethane	ND	ug/L	1.0	0.21	1		10/08/15 23:04	124-48-1	
1,1-Dichloroethane	ND	ug/L	1.0	0.050	1		10/08/15 23:04	75-34-3	
1,2-Dichloroethane	ND	ug/L	1.0	0.12	1		10/08/15 23:04	107-06-2	
1,1-Dichloroethene	ND	ug/L	1.0	0.20	1		10/08/15 23:04	75-35-4	
cis-1,2-Dichloroethene	**0.18J**	ug/L	1.0	0.080	1		10/08/15 23:04	156-59-2	
trans-1,2-Dichloroethene	ND	ug/L	1.0	0.20	1		10/08/15 23:04	156-60-5	
1,2-Dichloropropane	ND	ug/L	1.0	0.16	1		10/08/15 23:04	78-87-5	
cis-1,3-Dichloropropene	ND	ug/L	1.0	0.14	1		10/08/15 23:04	10061-01-5	
trans-1,3-Dichloropropene	ND	ug/L	1.0	0.12	1		10/08/15 23:04	10061-02-6	
Ethylbenzene	ND	ug/L	1.0	0.18	1		10/08/15 23:04	100-41-4	
2-Hexanone	ND	ug/L	10.0	1.2	1		10/08/15 23:04	591-78-6	
Methylene chloride	ND	ug/L	1.0	0.15	1		10/08/15 23:04	75-09-2	
4-Methyl-2-pentanone (MIBK)	ND	ug/L	10.0	0.42	1		10/08/15 23:04	108-10-1	
Styrene	ND	ug/L	1.0	0.12	1		10/08/15 23:04	100-42-5	
1,1,2,2-Tetrachloroethane	ND	ug/L	1.0	0.15	1		10/08/15 23:04	79-34-5	
Tetrachloroethene	ND	ug/L	1.0	0.10	1		10/08/15 23:04	127-18-4	
Toluene	ND	ug/L	1.0	0.17	1		10/08/15 23:04	108-88-3	
1,1,1-Trichloroethane	ND	ug/L	1.0	0.11	1		10/08/15 23:04	71-55-6	
1,1,2-Trichloroethane	ND	ug/L	1.0	0.20	1		10/08/15 23:04	79-00-5	
Trichloroethene	**2.3**	ug/L	1.0	0.17	1		10/08/15 23:04	79-01-6	
Vinyl chloride	ND	ug/L	1.0	0.13	1		10/08/15 23:04	75-01-4	
Xylene (Total)	ND	ug/L	3.0	0.42	1		10/08/15 23:04	1330-20-7	
Surrogates									
4-Bromofluorobenzene (S)	99	%	80-120		1		10/08/15 23:04	460-00-4	
1,2-Dichloroethane-d4 (S)	92	%	80-120		1		10/08/15 23:04	17060-07-0	
Toluene-d8 (S)	99	%	80-120		1		10/08/15 23:04	2037-26-5	
Preservation pH	**1.0**		0.10	0.10	1		10/08/15 23:04		

REPORT OF LABORATORY ANALYSIS

This report shall not be reproduced, except in full,
without the written consent of Pace Analytical Services, Inc..

Pace Analytical Services, Inc.
9608 Loiret Blvd.
Lenexa, KS 66219
(913)599-5665

ANALYTICAL RESULTS

Project: Fort Smith, AR
Pace Project No.: 60204425

Sample: MW-66-201510 **Lab ID: 60204425012** Collected: 10/06/15 16:10 Received: 10/07/15 08:45 Matrix: Water

Parameters	Results	Units	Report Limit	MDL	DF	Prepared	Analyzed	CAS No.	Qual
2320B Alkalinity	Analytical Method: SM 2320B								
Alkalinity,Bicarbonate (CaCO3)	**96.8**	mg/L	20.0	2.0	1		10/09/15 14:33		
Alkalinity, Carbonate (CaCO3)	ND	mg/L	20.0	2.0	1		10/09/15 14:33		
Alkalinity, Total as CaCO3	**96.8**	mg/L	20.0	2.0	1		10/09/15 14:33		
Iron, Ferric (Calculation)	Analytical Method: SM 3500-Fe B#4								
Iron, Ferric	ND	mg/L	0.20		1		10/15/15 00:00	7439-89-6	
4500H+ pH, Electrometric	Analytical Method: SM 4500-H+B								
pH at 25 Degrees C	**6.0**	Std. Units	0.10	0.10	1		10/06/15 19:00		H6
4500S2D Sulfide, Total	Analytical Method: SM 4500-S-2 D								
Sulfide, Total	ND	mg/L	0.050	0.012	1		10/13/15 07:34	18496-25-8	
300.0 IC Anions 28 Days	Analytical Method: EPA 300.0								
Chloride	**162**	mg/L	20.0	10.0	20		10/11/15 11:55	16887-00-6	
Sulfate	**7.2**	mg/L	1.0	0.24	1		10/11/15 11:38	14808-79-8	
350.1 Ammonia	Analytical Method: EPA 350.1								
Nitrogen, Ammonia	ND	mg/L	0.10	0.046	1		10/14/15 11:02	7664-41-7	
353.2 Nitrogen, NO2/NO3 unpres	Analytical Method: EPA 353.2								
Nitrogen, Nitrate	**0.16**	mg/L	0.10	0.014	1		10/07/15 14:18		
Nitrogen, Nitrite	ND	mg/L	0.10	0.023	1		10/07/15 14:18		
Nitrogen, NO2 plus NO3	**0.16**	mg/L	0.10	0.014	1		10/07/15 14:18		
365.4 Total Phosphorus	Analytical Method: EPA 365.4								
Phosphorus as PO4	ND	mg/L	0.31		1		10/15/15 11:11		
Total Carbon Dioxide Calc	Analytical Method: SM 4500-CO2 D								
Carbon Dioxide Calculation	**262**	mg/L	20.0	20.0	1		10/16/15 00:00		
5310C TOC	Analytical Method: SM 5310C								
Total Organic Carbon	ND	mg/L	1.0	0.46	1		10/13/15 15:44	7440-44-0	

REPORT OF LABORATORY ANALYSIS

This report shall not be reproduced, except in full,
without the written consent of Pace Analytical Services, Inc..

Pace Analytical Services, Inc.
9608 Loiret Blvd.
Lenexa, KS 66219
(913)599-5665

ANALYTICAL RESULTS

Project: Fort Smith, AR
Pace Project No.: 60204425

Sample: MW-67R-201510 **Lab ID: 60204425013** Collected: 10/06/15 14:00 Received: 10/07/15 08:45 Matrix: Water

Parameters	Results	Units	Report Limit	MDL	DF	Prepared	Analyzed	CAS No.	Qual
Alcohol by Direct Inject GCFID	Analytical Method: EPA 8015 - Alcohol								
2-Chloroethanol	ND	ug/L	10000	1980	1		10/12/15 16:38	107-07-3	
6010 MET ICP	Analytical Method: EPA 6010 Preparation Method: EPA 3010								
Iron	**4200**	ug/L	50.0	9.0	1	10/08/15 09:50	10/09/15 18:32	7439-89-6	
Manganese	**1450**	ug/L	5.0	2.4	1	10/08/15 09:50	10/09/15 18:32	7439-96-5	
8260 MSV	Analytical Method: EPA 5030B/8260								
Acetone	ND	ug/L	10.0	1.9	1		10/08/15 23:18	67-64-1	L3
Benzene	ND	ug/L	1.0	0.060	1		10/08/15 23:18	71-43-2	
Bromodichloromethane	ND	ug/L	1.0	0.19	1		10/08/15 23:18	75-27-4	
Bromoform	ND	ug/L	1.0	0.070	1		10/08/15 23:18	75-25-2	
Bromomethane	ND	ug/L	5.0	0.16	1		10/08/15 23:18	74-83-9	
2-Butanone (MEK)	ND	ug/L	10.0	0.59	1		10/08/15 23:18	78-93-3	
Carbon disulfide	**0.70J**	ug/L	5.0	0.12	1		10/08/15 23:18	75-15-0	
Carbon tetrachloride	ND	ug/L	1.0	0.18	1		10/08/15 23:18	56-23-5	
Chlorobenzene	ND	ug/L	1.0	0.21	1		10/08/15 23:18	108-90-7	
Chloroethane	ND	ug/L	1.0	0.15	1		10/08/15 23:18	75-00-3	
Chloroform	**0.96J**	ug/L	1.0	0.14	1		10/08/15 23:18	67-66-3	
Chloromethane	ND	ug/L	1.0	0.080	1		10/08/15 23:18	74-87-3	
Dibromochloromethane	ND	ug/L	1.0	0.21	1		10/08/15 23:18	124-48-1	
1,1-Dichloroethane	ND	ug/L	1.0	0.050	1		10/08/15 23:18	75-34-3	
1,2-Dichloroethane	ND	ug/L	1.0	0.12	1		10/08/15 23:18	107-06-2	
1,1-Dichloroethene	ND	ug/L	1.0	0.20	1		10/08/15 23:18	75-35-4	
cis-1,2-Dichloroethene	ND	ug/L	1.0	0.080	1		10/08/15 23:18	156-59-2	
trans-1,2-Dichloroethene	ND	ug/L	1.0	0.20	1		10/08/15 23:18	156-60-5	
1,2-Dichloropropane	ND	ug/L	1.0	0.16	1		10/08/15 23:18	78-87-5	
cis-1,3-Dichloropropene	ND	ug/L	1.0	0.14	1		10/08/15 23:18	10061-01-5	
trans-1,3-Dichloropropene	ND	ug/L	1.0	0.12	1		10/08/15 23:18	10061-02-6	
Ethylbenzene	ND	ug/L	1.0	0.18	1		10/08/15 23:18	100-41-4	
2-Hexanone	ND	ug/L	10.0	1.2	1		10/08/15 23:18	591-78-6	
Methylene chloride	ND	ug/L	1.0	0.15	1		10/08/15 23:18	75-09-2	
4-Methyl-2-pentanone (MIBK)	ND	ug/L	10.0	0.42	1		10/08/15 23:18	108-10-1	
Styrene	ND	ug/L	1.0	0.12	1		10/08/15 23:18	100-42-5	
1,1,2,2-Tetrachloroethane	ND	ug/L	1.0	0.15	1		10/08/15 23:18	79-34-5	
Tetrachloroethene	ND	ug/L	1.0	0.10	1		10/08/15 23:18	127-18-4	
Toluene	ND	ug/L	1.0	0.17	1		10/08/15 23:18	108-88-3	
1,1,1-Trichloroethane	ND	ug/L	1.0	0.11	1		10/08/15 23:18	71-55-6	
1,1,2-Trichloroethane	ND	ug/L	1.0	0.20	1		10/08/15 23:18	79-00-5	
Trichloroethene	ND	ug/L	1.0	0.17	1		10/08/15 23:18	79-01-6	
Vinyl chloride	ND	ug/L	1.0	0.13	1		10/08/15 23:18	75-01-4	
Xylene (Total)	ND	ug/L	3.0	0.42	1		10/08/15 23:18	1330-20-7	
Surrogates									
4-Bromofluorobenzene (S)	97	%	80-120		1		10/08/15 23:18	460-00-4	
1,2-Dichloroethane-d4 (S)	97	%	80-120		1		10/08/15 23:18	17060-07-0	
Toluene-d8 (S)	98	%	80-120		1		10/08/15 23:18	2037-26-5	
Preservation pH	**1.0**		0.10	0.10	1		10/08/15 23:18		

REPORT OF LABORATORY ANALYSIS

This report shall not be reproduced, except in full,
without the written consent of Pace Analytical Services, Inc..

Pace Analytical Services, Inc.
9608 Loiret Blvd.
Lenexa, KS 66219
(913)599-5665

ANALYTICAL RESULTS

Project: Fort Smith, AR
Pace Project No.: 60204425

Sample: MW-67R-201510 **Lab ID: 60204425013** Collected: 10/06/15 14:00 Received: 10/07/15 08:45 Matrix: Water

Parameters	Results	Units	Report Limit	MDL	DF	Prepared	Analyzed	CAS No.	Qual
2320B Alkalinity	Analytical Method: SM 2320B								
Alkalinity,Bicarbonate (CaCO3)	**285**	mg/L	20.0	2.0	1		10/09/15 14:37		
Alkalinity, Carbonate (CaCO3)	ND	mg/L	20.0	2.0	1		10/09/15 14:37		
Alkalinity, Total as CaCO3	**285**	mg/L	20.0	2.0	1		10/09/15 14:37		
Iron, Ferric (Calculation)	Analytical Method: SM 3500-Fe B#4								
Iron, Ferric	**2.8**	mg/L	0.20		1		10/15/15 00:00	7439-89-6	
4500H+ pH, Electrometric	Analytical Method: SM 4500-H+B								
pH at 25 Degrees C	**6.8**	Std. Units	0.10	0.10	1		10/06/15 19:00		H6
4500S2D Sulfide, Total	Analytical Method: SM 4500-S-2 D								
Sulfide, Total	ND	mg/L	0.050	0.012	1		10/13/15 07:35	18496-25-8	
300.0 IC Anions 28 Days	Analytical Method: EPA 300.0								
Chloride	**109**	mg/L	10.0	5.0	10		10/11/15 12:59	16887-00-6	
Sulfate	**8.7**	mg/L	1.0	0.24	1		10/11/15 12:43	14808-79-8	
350.1 Ammonia	Analytical Method: EPA 350.1								
Nitrogen, Ammonia	ND	mg/L	0.10	0.046	1		10/14/15 11:03	7664-41-7	
353.2 Nitrogen, NO2/NO3 unpres	Analytical Method: EPA 353.2								
Nitrogen, Nitrate	ND	mg/L	0.10	0.014	1		10/07/15 14:19		
Nitrogen, Nitrite	ND	mg/L	0.10	0.023	1		10/07/15 14:19		
Nitrogen, NO2 plus NO3	ND	mg/L	0.10	0.014	1		10/07/15 14:19		
365.4 Total Phosphorus	Analytical Method: EPA 365.4								
Phosphorus as PO4	ND	mg/L	0.31		1		10/15/15 11:25		
Total Carbon Dioxide Calc	Analytical Method: SM 4500-CO2 D								
Carbon Dioxide Calculation	**335**	mg/L	20.0	20.0	1		10/16/15 00:00		
5310C TOC	Analytical Method: SM 5310C								
Total Organic Carbon	**1.6**	mg/L	1.0	0.46	1		10/13/15 15:57	7440-44-0	

REPORT OF LABORATORY ANALYSIS

This report shall not be reproduced, except in full,
without the written consent of Pace Analytical Services, Inc..

Pace Analytical Services, Inc.
9608 Loiret Blvd.
Lenexa, KS 66219
(913)599-5665

ANALYTICAL RESULTS

Project: Fort Smith, AR
Pace Project No.: 60204425

Sample: EB-02-201510 **Lab ID: 60204425014** Collected: 10/06/15 17:25 Received: 10/07/15 08:45 Matrix: Water

Parameters	Results	Units	Report Limit	MDL	DF	Prepared	Analyzed	CAS No.	Qual
8260 MSV	Analytical Method: EPA 5030B/8260								
Acetone	**2.1J**	ug/L	10.0	1.9	1		10/08/15 22:06	67-64-1	L1
Benzene	ND	ug/L	1.0	0.060	1		10/08/15 22:06	71-43-2	
Bromodichloromethane	ND	ug/L	1.0	0.19	1		10/08/15 22:06	75-27-4	
Bromoform	ND	ug/L	1.0	0.070	1		10/08/15 22:06	75-25-2	
Bromomethane	ND	ug/L	5.0	0.16	1		10/08/15 22:06	74-83-9	
2-Butanone (MEK)	ND	ug/L	10.0	0.59	1		10/08/15 22:06	78-93-3	
Carbon disulfide	**0.40J**	ug/L	5.0	0.12	1		10/08/15 22:06	75-15-0	
Carbon tetrachloride	ND	ug/L	1.0	0.18	1		10/08/15 22:06	56-23-5	
Chlorobenzene	ND	ug/L	1.0	0.21	1		10/08/15 22:06	108-90-7	
Chloroethane	ND	ug/L	1.0	0.15	1		10/08/15 22:06	75-00-3	
Chloroform	ND	ug/L	1.0	0.14	1		10/08/15 22:06	67-66-3	
Chloromethane	ND	ug/L	1.0	0.080	1		10/08/15 22:06	74-87-3	
Dibromochloromethane	ND	ug/L	1.0	0.21	1		10/08/15 22:06	124-48-1	
1,1-Dichloroethane	ND	ug/L	1.0	0.050	1		10/08/15 22:06	75-34-3	
1,2-Dichloroethane	ND	ug/L	1.0	0.12	1		10/08/15 22:06	107-06-2	
1,1-Dichloroethene	ND	ug/L	1.0	0.20	1		10/08/15 22:06	75-35-4	
cis-1,2-Dichloroethene	ND	ug/L	1.0	0.080	1		10/08/15 22:06	156-59-2	
trans-1,2-Dichloroethene	ND	ug/L	1.0	0.20	1		10/08/15 22:06	156-60-5	
1,2-Dichloropropane	ND	ug/L	1.0	0.16	1		10/08/15 22:06	78-87-5	
cis-1,3-Dichloropropene	ND	ug/L	1.0	0.14	1		10/08/15 22:06	10061-01-5	
trans-1,3-Dichloropropene	ND	ug/L	1.0	0.12	1		10/08/15 22:06	10061-02-6	
Ethylbenzene	ND	ug/L	1.0	0.18	1		10/08/15 22:06	100-41-4	
2-Hexanone	ND	ug/L	10.0	1.2	1		10/08/15 22:06	591-78-6	
Methylene chloride	ND	ug/L	1.0	0.15	1		10/08/15 22:06	75-09-2	
4-Methyl-2-pentanone (MIBK)	ND	ug/L	10.0	0.42	1		10/08/15 22:06	108-10-1	
Styrene	ND	ug/L	1.0	0.12	1		10/08/15 22:06	100-42-5	
1,1,2,2-Tetrachloroethane	ND	ug/L	1.0	0.15	1		10/08/15 22:06	79-34-5	
Tetrachloroethene	ND	ug/L	1.0	0.10	1		10/08/15 22:06	127-18-4	
Toluene	ND	ug/L	1.0	0.17	1		10/08/15 22:06	108-88-3	
1,1,1-Trichloroethane	ND	ug/L	1.0	0.11	1		10/08/15 22:06	71-55-6	
1,1,2-Trichloroethane	ND	ug/L	1.0	0.20	1		10/08/15 22:06	79-00-5	
Trichloroethene	ND	ug/L	1.0	0.17	1		10/08/15 22:06	79-01-6	
Vinyl chloride	ND	ug/L	1.0	0.13	1		10/08/15 22:06	75-01-4	
Xylene (Total)	ND	ug/L	3.0	0.42	1		10/08/15 22:06	1330-20-7	
Surrogates									
4-Bromofluorobenzene (S)	97	%	80-120		1		10/08/15 22:06	460-00-4	
1,2-Dichloroethane-d4 (S)	96	%	80-120		1		10/08/15 22:06	17060-07-0	
Toluene-d8 (S)	98	%	80-120		1		10/08/15 22:06	2037-26-5	
Preservation pH	**1.0**		0.10	0.10	1		10/08/15 22:06		

REPORT OF LABORATORY ANALYSIS

This report shall not be reproduced, except in full,
without the written consent of Pace Analytical Services, Inc..

Pace Analytical Services, Inc.
9608 Loiret Blvd.
Lenexa, KS 66219
(913)599-5665

ANALYTICAL RESULTS

Project: Fort Smith, AR
Pace Project No.: 60204425

Sample: TB-07-201510 **Lab ID: 60204425015** Collected: 10/06/15 08:00 Received: 10/07/15 08:45 Matrix: Water

Parameters	Results	Units	Report Limit	MDL	DF	Prepared	Analyzed	CAS No.	Qual
8260 MSV	Analytical Method: EPA 5030B/8260								
Acetone	ND	ug/L	10.0	1.9	1		10/08/15 21:37	67-64-1	L3
Benzene	ND	ug/L	1.0	0.060	1		10/08/15 21:37	71-43-2	
Bromodichloromethane	ND	ug/L	1.0	0.19	1		10/08/15 21:37	75-27-4	
Bromoform	ND	ug/L	1.0	0.070	1		10/08/15 21:37	75-25-2	
Bromomethane	ND	ug/L	5.0	0.16	1		10/08/15 21:37	74-83-9	
2-Butanone (MEK)	ND	ug/L	10.0	0.59	1		10/08/15 21:37	78-93-3	
Carbon disulfide	ND	ug/L	5.0	0.12	1		10/08/15 21:37	75-15-0	
Carbon tetrachloride	ND	ug/L	1.0	0.18	1		10/08/15 21:37	56-23-5	
Chlorobenzene	ND	ug/L	1.0	0.21	1		10/08/15 21:37	108-90-7	
Chloroethane	ND	ug/L	1.0	0.15	1		10/08/15 21:37	75-00-3	
Chloroform	**0.26J**	ug/L	1.0	0.14	1		10/08/15 21:37	67-66-3	
Chloromethane	ND	ug/L	1.0	0.080	1		10/08/15 21:37	74-87-3	
Dibromochloromethane	ND	ug/L	1.0	0.21	1		10/08/15 21:37	124-48-1	
1,1-Dichloroethane	ND	ug/L	1.0	0.050	1		10/08/15 21:37	75-34-3	
1,2-Dichloroethane	ND	ug/L	1.0	0.12	1		10/08/15 21:37	107-06-2	
1,1-Dichloroethene	ND	ug/L	1.0	0.20	1		10/08/15 21:37	75-35-4	
cis-1,2-Dichloroethene	ND	ug/L	1.0	0.080	1		10/08/15 21:37	156-59-2	
trans-1,2-Dichloroethene	ND	ug/L	1.0	0.20	1		10/08/15 21:37	156-60-5	
1,2-Dichloropropane	ND	ug/L	1.0	0.16	1		10/08/15 21:37	78-87-5	
cis-1,3-Dichloropropene	ND	ug/L	1.0	0.14	1		10/08/15 21:37	10061-01-5	
trans-1,3-Dichloropropene	ND	ug/L	1.0	0.12	1		10/08/15 21:37	10061-02-6	
Ethylbenzene	ND	ug/L	1.0	0.18	1		10/08/15 21:37	100-41-4	
2-Hexanone	ND	ug/L	10.0	1.2	1		10/08/15 21:37	591-78-6	
Methylene chloride	ND	ug/L	1.0	0.15	1		10/08/15 21:37	75-09-2	
4-Methyl-2-pentanone (MIBK)	ND	ug/L	10.0	0.42	1		10/08/15 21:37	108-10-1	
Styrene	ND	ug/L	1.0	0.12	1		10/08/15 21:37	100-42-5	
1,1,2,2-Tetrachloroethane	ND	ug/L	1.0	0.15	1		10/08/15 21:37	79-34-5	
Tetrachloroethene	ND	ug/L	1.0	0.10	1		10/08/15 21:37	127-18-4	
Toluene	ND	ug/L	1.0	0.17	1		10/08/15 21:37	108-88-3	
1,1,1-Trichloroethane	ND	ug/L	1.0	0.11	1		10/08/15 21:37	71-55-6	
1,1,2-Trichloroethane	ND	ug/L	1.0	0.20	1		10/08/15 21:37	79-00-5	
Trichloroethene	ND	ug/L	1.0	0.17	1		10/08/15 21:37	79-01-6	
Vinyl chloride	ND	ug/L	1.0	0.13	1		10/08/15 21:37	75-01-4	
Xylene (Total)	ND	ug/L	3.0	0.42	1		10/08/15 21:37	1330-20-7	
Surrogates									
4-Bromofluorobenzene (S)	97	%	80-120		1		10/08/15 21:37	460-00-4	
1,2-Dichloroethane-d4 (S)	96	%	80-120		1		10/08/15 21:37	17060-07-0	
Toluene-d8 (S)	96	%	80-120		1		10/08/15 21:37	2037-26-5	
Preservation pH	**1.0**		0.10	0.10	1		10/08/15 21:37		

REPORT OF LABORATORY ANALYSIS

This report shall not be reproduced, except in full,
without the written consent of Pace Analytical Services, Inc..

Pace Analytical Services, Inc.
9608 Loiret Blvd.
Lenexa, KS 66219
(913)599-5665

ANALYTICAL RESULTS

Project: Fort Smith, AR
Pace Project No.: 60204425

Sample: ITMW-2-201510 **Lab ID: 60204425016** Collected: 10/06/15 17:15 Received: 10/07/15 08:45 Matrix: Water

Parameters	Results	Units	Report Limit	MDL	DF	Prepared	Analyzed	CAS No.	Qual
Alcohol by Direct Inject GCFID	Analytical Method: EPA 8015 - Alcohol								
2-Chloroethanol	ND	ug/L	10000	1980	1		10/12/15 16:49	107-07-3	
6010 MET ICP	Analytical Method: EPA 6010 Preparation Method: EPA 3010								
Iron	**622**	ug/L	50.0	9.0	1	10/08/15 09:50	10/09/15 18:34	7439-89-6	
Manganese	**48.2**	ug/L	5.0	2.4	1	10/08/15 09:50	10/09/15 18:34	7439-96-5	
8260 MSV	Analytical Method: EPA 5030B/8260								
Acetone	ND	ug/L	10.0	1.9	1		10/09/15 00:16	67-64-1	L3
Benzene	ND	ug/L	1.0	0.060	1		10/09/15 00:16	71-43-2	
Bromodichloromethane	ND	ug/L	1.0	0.19	1		10/09/15 00:16	75-27-4	
Bromoform	ND	ug/L	1.0	0.070	1		10/09/15 00:16	75-25-2	
Bromomethane	ND	ug/L	5.0	0.16	1		10/09/15 00:16	74-83-9	
2-Butanone (MEK)	ND	ug/L	10.0	0.59	1		10/09/15 00:16	78-93-3	
Carbon disulfide	ND	ug/L	5.0	0.12	1		10/09/15 00:16	75-15-0	
Carbon tetrachloride	ND	ug/L	1.0	0.18	1		10/09/15 00:16	56-23-5	
Chlorobenzene	ND	ug/L	1.0	0.21	1		10/09/15 00:16	108-90-7	
Chloroethane	ND	ug/L	1.0	0.15	1		10/09/15 00:16	75-00-3	
Chloroform	ND	ug/L	1.0	0.14	1		10/09/15 00:16	67-66-3	
Chloromethane	ND	ug/L	1.0	0.080	1		10/09/15 00:16	74-87-3	
Dibromochloromethane	ND	ug/L	1.0	0.21	1		10/09/15 00:16	124-48-1	
1,1-Dichloroethane	ND	ug/L	1.0	0.050	1		10/09/15 00:16	75-34-3	
1,2-Dichloroethane	ND	ug/L	1.0	0.12	1		10/09/15 00:16	107-06-2	
1,1-Dichloroethene	ND	ug/L	1.0	0.20	1		10/09/15 00:16	75-35-4	
cis-1,2-Dichloroethene	**0.21J**	ug/L	1.0	0.080	1		10/09/15 00:16	156-59-2	
trans-1,2-Dichloroethene	ND	ug/L	1.0	0.20	1		10/09/15 00:16	156-60-5	
1,2-Dichloropropane	ND	ug/L	1.0	0.16	1		10/09/15 00:16	78-87-5	
cis-1,3-Dichloropropene	ND	ug/L	1.0	0.14	1		10/09/15 00:16	10061-01-5	
trans-1,3-Dichloropropene	ND	ug/L	1.0	0.12	1		10/09/15 00:16	10061-02-6	
Ethylbenzene	ND	ug/L	1.0	0.18	1		10/09/15 00:16	100-41-4	
2-Hexanone	ND	ug/L	10.0	1.2	1		10/09/15 00:16	591-78-6	
Methylene chloride	ND	ug/L	1.0	0.15	1		10/09/15 00:16	75-09-2	
4-Methyl-2-pentanone (MIBK)	ND	ug/L	10.0	0.42	1		10/09/15 00:16	108-10-1	
Styrene	ND	ug/L	1.0	0.12	1		10/09/15 00:16	100-42-5	
1,1,2,2-Tetrachloroethane	ND	ug/L	1.0	0.15	1		10/09/15 00:16	79-34-5	
Tetrachloroethene	ND	ug/L	1.0	0.10	1		10/09/15 00:16	127-18-4	
Toluene	ND	ug/L	1.0	0.17	1		10/09/15 00:16	108-88-3	
1,1,1-Trichloroethane	ND	ug/L	1.0	0.11	1		10/09/15 00:16	71-55-6	
1,1,2-Trichloroethane	ND	ug/L	1.0	0.20	1		10/09/15 00:16	79-00-5	
Trichloroethene	**0.22J**	ug/L	1.0	0.17	1		10/09/15 00:16	79-01-6	
Vinyl chloride	ND	ug/L	1.0	0.13	1		10/09/15 00:16	75-01-4	
Xylene (Total)	ND	ug/L	3.0	0.42	1		10/09/15 00:16	1330-20-7	
Surrogates									
4-Bromofluorobenzene (S)	97	%	80-120		1		10/09/15 00:16	460-00-4	
1,2-Dichloroethane-d4 (S)	100	%	80-120		1		10/09/15 00:16	17060-07-0	
Toluene-d8 (S)	99	%	80-120		1		10/09/15 00:16	2037-26-5	
Preservation pH	**1.0**		0.10	0.10	1		10/09/15 00:16		

REPORT OF LABORATORY ANALYSIS

This report shall not be reproduced, except in full,
without the written consent of Pace Analytical Services, Inc..

Pace Analytical Services, Inc.
9608 Loiret Blvd.
Lenexa, KS 66219
(913)599-5665

ANALYTICAL RESULTS

Project: Fort Smith, AR
Pace Project No.: 60204425

Sample: ITMW-2-201510 **Lab ID: 60204425016** Collected: 10/06/15 17:15 Received: 10/07/15 08:45 Matrix: Water

Parameters	Results	Units	Report Limit	MDL	DF	Prepared	Analyzed	CAS No.	Qual
2320B Alkalinity	Analytical Method: SM 2320B								
Alkalinity,Bicarbonate (CaCO3)	**61.4**	mg/L	20.0	2.0	1		10/09/15 14:49		
Alkalinity, Carbonate (CaCO3)	ND	mg/L	20.0	2.0	1		10/09/15 14:49		
Alkalinity, Total as CaCO3	**61.4**	mg/L	20.0	2.0	1		10/09/15 14:49		
Iron, Ferric (Calculation)	Analytical Method: SM 3500-Fe B#4								
Iron, Ferric	**0.62**	mg/L	0.20		1		10/15/15 00:00	7439-89-6	
4500H+ pH, Electrometric	Analytical Method: SM 4500-H+B								
pH at 25 Degrees C	**6.0**	Std. Units	0.10	0.10	1		10/06/15 18:00		H6
4500S2D Sulfide, Total	Analytical Method: SM 4500-S-2 D								
Sulfide, Total	ND	mg/L	0.050	0.012	1		10/13/15 07:35	18496-25-8	
300.0 IC Anions 28 Days	Analytical Method: EPA 300.0								
Chloride	**124**	mg/L	10.0	5.0	10		10/11/15 13:32	16887-00-6	
Sulfate	**18.9**	mg/L	1.0	0.24	1		10/11/15 13:16	14808-79-8	
350.1 Ammonia	Analytical Method: EPA 350.1								
Nitrogen, Ammonia	ND	mg/L	0.10	0.046	1		10/14/15 11:06	7664-41-7	
353.2 Nitrogen, NO2/NO3 unpres	Analytical Method: EPA 353.2								
Nitrogen, Nitrate	**0.82**	mg/L	0.10	0.014	1		10/07/15 14:20		
Nitrogen, Nitrite	ND	mg/L	0.10	0.023	1		10/07/15 14:20		
Nitrogen, NO2 plus NO3	**0.82**	mg/L	0.10	0.014	1		10/07/15 14:20		
365.4 Total Phosphorus	Analytical Method: EPA 365.4								
Phosphorus as PO4	ND	mg/L	0.31		1		10/15/15 11:27		
Total Carbon Dioxide Calc	Analytical Method: SM 4500-CO2 D								
Carbon Dioxide Calculation	**192**	mg/L	20.0	20.0	1		10/16/15 00:00		
5310C TOC	Analytical Method: SM 5310C								
Total Organic Carbon	ND	mg/L	1.0	0.46	1		10/13/15 16:10	7440-44-0	

REPORT OF LABORATORY ANALYSIS

This report shall not be reproduced, except in full,
without the written consent of Pace Analytical Services, Inc..

Pace Analytical Services, Inc.
9608 Loiret Blvd.
Lenexa, KS 66219
(913)599-5665

ANALYTICAL RESULTS

Project: Fort Smith, AR
Pace Project No.: 60204425

Sample: MW-41R-201510 **Lab ID: 60204425017** Collected: 10/06/15 14:00 Received: 10/07/15 08:45 Matrix: Water

Parameters	Results	Units	Report Limit	MDL	DF	Prepared	Analyzed	CAS No.	Qual
Alcohol by Direct Inject GCFID	Analytical Method: EPA 8015 - Alcohol								
2-Chloroethanol	ND	ug/L	10000	1980	1		10/12/15 17:00	107-07-3	
6010 MET ICP	Analytical Method: EPA 6010 Preparation Method: EPA 3010								
Iron	**13200**	ug/L	50.0	9.0	1	10/08/15 09:50	10/09/15 18:36	7439-89-6	
Manganese	**15100**	ug/L	5.0	2.4	1	10/08/15 09:50	10/09/15 18:36	7439-96-5	
8260 MSV	Analytical Method: EPA 5030B/8260								
Acetone	ND	ug/L	10.0	1.9	1		10/08/15 23:32	67-64-1	L3
Benzene	ND	ug/L	1.0	0.060	1		10/08/15 23:32	71-43-2	
Bromodichloromethane	ND	ug/L	1.0	0.19	1		10/08/15 23:32	75-27-4	
Bromoform	ND	ug/L	1.0	0.070	1		10/08/15 23:32	75-25-2	
Bromomethane	ND	ug/L	5.0	0.16	1		10/08/15 23:32	74-83-9	
2-Butanone (MEK)	ND	ug/L	10.0	0.59	1		10/08/15 23:32	78-93-3	
Carbon disulfide	ND	ug/L	5.0	0.12	1		10/08/15 23:32	75-15-0	
Carbon tetrachloride	ND	ug/L	1.0	0.18	1		10/08/15 23:32	56-23-5	
Chlorobenzene	ND	ug/L	1.0	0.21	1		10/08/15 23:32	108-90-7	
Chloroethane	ND	ug/L	1.0	0.15	1		10/08/15 23:32	75-00-3	
Chloroform	**0.28J**	ug/L	1.0	0.14	1		10/08/15 23:32	67-66-3	
Chloromethane	**0.54J**	ug/L	1.0	0.080	1		10/08/15 23:32	74-87-3	B
Dibromochloromethane	ND	ug/L	1.0	0.21	1		10/08/15 23:32	124-48-1	
1,1-Dichloroethane	ND	ug/L	1.0	0.050	1		10/08/15 23:32	75-34-3	
1,2-Dichloroethane	ND	ug/L	1.0	0.12	1		10/08/15 23:32	107-06-2	
1,1-Dichloroethene	**0.46J**	ug/L	1.0	0.20	1		10/08/15 23:32	75-35-4	
cis-1,2-Dichloroethene	**36.7**	ug/L	1.0	0.080	1		10/08/15 23:32	156-59-2	
trans-1,2-Dichloroethene	ND	ug/L	1.0	0.20	1		10/08/15 23:32	156-60-5	
1,2-Dichloropropane	ND	ug/L	1.0	0.16	1		10/08/15 23:32	78-87-5	
cis-1,3-Dichloropropene	ND	ug/L	1.0	0.14	1		10/08/15 23:32	10061-01-5	
trans-1,3-Dichloropropene	ND	ug/L	1.0	0.12	1		10/08/15 23:32	10061-02-6	
Ethylbenzene	ND	ug/L	1.0	0.18	1		10/08/15 23:32	100-41-4	
2-Hexanone	ND	ug/L	10.0	1.2	1		10/08/15 23:32	591-78-6	
Methylene chloride	ND	ug/L	1.0	0.15	1		10/08/15 23:32	75-09-2	
4-Methyl-2-pentanone (MIBK)	ND	ug/L	10.0	0.42	1		10/08/15 23:32	108-10-1	
Styrene	ND	ug/L	1.0	0.12	1		10/08/15 23:32	100-42-5	
1,1,2,2-Tetrachloroethane	ND	ug/L	1.0	0.15	1		10/08/15 23:32	79-34-5	
Tetrachloroethene	ND	ug/L	1.0	0.10	1		10/08/15 23:32	127-18-4	
Toluene	ND	ug/L	1.0	0.17	1		10/08/15 23:32	108-88-3	
1,1,1-Trichloroethane	ND	ug/L	1.0	0.11	1		10/08/15 23:32	71-55-6	
1,1,2-Trichloroethane	ND	ug/L	1.0	0.20	1		10/08/15 23:32	79-00-5	
Trichloroethene	**48.7**	ug/L	1.0	0.17	1		10/08/15 23:32	79-01-6	
Vinyl chloride	**0.39J**	ug/L	1.0	0.13	1		10/08/15 23:32	75-01-4	
Xylene (Total)	ND	ug/L	3.0	0.42	1		10/08/15 23:32	1330-20-7	
Surrogates									
4-Bromofluorobenzene (S)	98	%	80-120		1		10/08/15 23:32	460-00-4	
1,2-Dichloroethane-d4 (S)	99	%	80-120		1		10/08/15 23:32	17060-07-0	
Toluene-d8 (S)	98	%	80-120		1		10/08/15 23:32	2037-26-5	
Preservation pH	**1.0**		0.10	0.10	1		10/08/15 23:32		

REPORT OF LABORATORY ANALYSIS

This report shall not be reproduced, except in full,
without the written consent of Pace Analytical Services, Inc..

Pace Analytical Services, Inc.
9608 Loiret Blvd.
Lenexa, KS 66219
(913)599-5665

ANALYTICAL RESULTS

Project: Fort Smith, AR
Pace Project No.: 60204425

Sample: MW-41R-201510 **Lab ID: 60204425017** Collected: 10/06/15 14:00 Received: 10/07/15 08:45 Matrix: Water

Parameters	Results	Units	Report Limit	MDL	DF	Prepared	Analyzed	CAS No.	Qual
2320B Alkalinity	Analytical Method: SM 2320B								
Alkalinity,Bicarbonate (CaCO3)	**112**	mg/L	20.0	2.0	1		10/09/15 14:52		
Alkalinity, Carbonate (CaCO3)	ND	mg/L	20.0	2.0	1		10/09/15 14:52		
Alkalinity, Total as CaCO3	**112**	mg/L	20.0	2.0	1		10/09/15 14:52		
Iron, Ferric (Calculation)	Analytical Method: SM 3500-Fe B#4								
Iron, Ferric	**9.8**	mg/L	0.20		1		10/15/15 00:00	7439-89-6	
4500H+ pH, Electrometric	Analytical Method: SM 4500-H+B								
pH at 25 Degrees C	**6.2**	Std. Units	0.10	0.10	1		10/06/15 19:00		H6
4500S2D Sulfide, Total	Analytical Method: SM 4500-S-2 D								
Sulfide, Total	ND	mg/L	0.050	0.012	1		10/13/15 07:35	18496-25-8	
300.0 IC Anions 28 Days	Analytical Method: EPA 300.0								
Chloride	**301**	mg/L	20.0	10.0	20		10/11/15 14:37	16887-00-6	
Sulfate	**0.79J**	mg/L	1.0	0.24	1		10/11/15 14:20	14808-79-8	
350.1 Ammonia	Analytical Method: EPA 350.1								
Nitrogen, Ammonia	ND	mg/L	0.10	0.046	1		10/14/15 11:07	7664-41-7	
353.2 Nitrogen, NO2/NO3 unpres	Analytical Method: EPA 353.2								
Nitrogen, Nitrate	**0.038J**	mg/L	0.10	0.014	1		10/07/15 14:21		
Nitrogen, Nitrite	ND	mg/L	0.10	0.023	1		10/07/15 14:21		
Nitrogen, NO2 plus NO3	**0.038J**	mg/L	0.10	0.014	1		10/07/15 14:21		
365.4 Total Phosphorus	Analytical Method: EPA 365.4								
Phosphorus as PO4	ND	mg/L	0.31		1		10/15/15 11:28		
Total Carbon Dioxide Calc	Analytical Method: SM 4500-CO2 D								
Carbon Dioxide Calculation	**249**	mg/L	20.0	20.0	1		10/16/15 00:00		
5310C TOC	Analytical Method: SM 5310C								
Total Organic Carbon	ND	mg/L	1.0	0.46	1		10/13/15 16:23	7440-44-0	

REPORT OF LABORATORY ANALYSIS

This report shall not be reproduced, except in full,
without the written consent of Pace Analytical Services, Inc..

Pace Analytical Services, Inc.
9608 Loiret Blvd.
Lenexa, KS 66219
(913)599-5665

ANALYTICAL RESULTS

Project: Fort Smith, AR
Pace Project No.: 60204425

Sample: DUP-07-201510 **Lab ID: 60204425018** Collected: 10/06/15 14:00 Received: 10/07/15 08:45 Matrix: Water

Parameters	Results	Units	Report Limit	MDL	DF	Prepared	Analyzed	CAS No.	Qual
8260 MSV	Analytical Method: EPA 5030B/8260								
Acetone	ND	ug/L	10.0	1.9	1		10/09/15 00:30	67-64-1	L3
Benzene	ND	ug/L	1.0	0.060	1		10/09/15 00:30	71-43-2	
Bromodichloromethane	ND	ug/L	1.0	0.19	1		10/09/15 00:30	75-27-4	
Bromoform	ND	ug/L	1.0	0.070	1		10/09/15 00:30	75-25-2	
Bromomethane	ND	ug/L	5.0	0.16	1		10/09/15 00:30	74-83-9	
2-Butanone (MEK)	ND	ug/L	10.0	0.59	1		10/09/15 00:30	78-93-3	
Carbon disulfide	ND	ug/L	5.0	0.12	1		10/09/15 00:30	75-15-0	
Carbon tetrachloride	ND	ug/L	1.0	0.18	1		10/09/15 00:30	56-23-5	
Chlorobenzene	ND	ug/L	1.0	0.21	1		10/09/15 00:30	108-90-7	
Chloroethane	ND	ug/L	1.0	0.15	1		10/09/15 00:30	75-00-3	
Chloroform	**0.28J**	ug/L	1.0	0.14	1		10/09/15 00:30	67-66-3	
Chloromethane	**0.37J**	ug/L	1.0	0.080	1		10/09/15 00:30	74-87-3	B
Dibromochloromethane	ND	ug/L	1.0	0.21	1		10/09/15 00:30	124-48-1	
1,1-Dichloroethane	ND	ug/L	1.0	0.050	1		10/09/15 00:30	75-34-3	
1,2-Dichloroethane	ND	ug/L	1.0	0.12	1		10/09/15 00:30	107-06-2	
1,1-Dichloroethene	**0.41J**	ug/L	1.0	0.20	1		10/09/15 00:30	75-35-4	
cis-1,2-Dichloroethene	**35.2**	ug/L	1.0	0.080	1		10/09/15 00:30	156-59-2	
trans-1,2-Dichloroethene	ND	ug/L	1.0	0.20	1		10/09/15 00:30	156-60-5	
1,2-Dichloropropane	ND	ug/L	1.0	0.16	1		10/09/15 00:30	78-87-5	
cis-1,3-Dichloropropene	ND	ug/L	1.0	0.14	1		10/09/15 00:30	10061-01-5	
trans-1,3-Dichloropropene	ND	ug/L	1.0	0.12	1		10/09/15 00:30	10061-02-6	
Ethylbenzene	ND	ug/L	1.0	0.18	1		10/09/15 00:30	100-41-4	
2-Hexanone	ND	ug/L	10.0	1.2	1		10/09/15 00:30	591-78-6	
Methylene chloride	ND	ug/L	1.0	0.15	1		10/09/15 00:30	75-09-2	
4-Methyl-2-pentanone (MIBK)	ND	ug/L	10.0	0.42	1		10/09/15 00:30	108-10-1	
Styrene	ND	ug/L	1.0	0.12	1		10/09/15 00:30	100-42-5	
1,1,2,2-Tetrachloroethane	ND	ug/L	1.0	0.15	1		10/09/15 00:30	79-34-5	
Tetrachloroethene	ND	ug/L	1.0	0.10	1		10/09/15 00:30	127-18-4	
Toluene	ND	ug/L	1.0	0.17	1		10/09/15 00:30	108-88-3	
1,1,1-Trichloroethane	ND	ug/L	1.0	0.11	1		10/09/15 00:30	71-55-6	
1,1,2-Trichloroethane	ND	ug/L	1.0	0.20	1		10/09/15 00:30	79-00-5	
Trichloroethene	**46.4**	ug/L	1.0	0.17	1		10/09/15 00:30	79-01-6	
Vinyl chloride	**0.33J**	ug/L	1.0	0.13	1		10/09/15 00:30	75-01-4	
Xylene (Total)	ND	ug/L	3.0	0.42	1		10/09/15 00:30	1330-20-7	
Surrogates									
4-Bromofluorobenzene (S)	98	%	80-120		1		10/09/15 00:30	460-00-4	
1,2-Dichloroethane-d4 (S)	98	%	80-120		1		10/09/15 00:30	17060-07-0	
Toluene-d8 (S)	99	%	80-120		1		10/09/15 00:30	2037-26-5	
Preservation pH	**1.0**		0.10	0.10	1		10/09/15 00:30		

REPORT OF LABORATORY ANALYSIS

This report shall not be reproduced, except in full,
without the written consent of Pace Analytical Services, Inc..

Pace Analytical Services, Inc.
9608 Loiret Blvd.
Lenexa, KS 66219
(913)599-5665

ANALYTICAL RESULTS

Project: Fort Smith, AR
Pace Project No.: 60204425

Sample: IW-73-201510 **Lab ID: 60204425019** Collected: 10/06/15 16:00 Received: 10/07/15 08:45 Matrix: Water

Parameters	Results	Units	Report Limit	MDL	DF	Prepared	Analyzed	CAS No.	Qual
Alcohol by Direct Inject GCFID	Analytical Method: EPA 8015 - Alcohol								
2-Chloroethanol	ND	ug/L	10000	1980	1		10/12/15 19:03	107-07-3	
6010 MET ICP	Analytical Method: EPA 6010 Preparation Method: EPA 3010								
Iron	**2180**	ug/L	50.0	9.0	1	10/08/15 09:50	10/09/15 18:38	7439-89-6	
Manganese	**2970**	ug/L	5.0	2.4	1	10/08/15 09:50	10/09/15 18:38	7439-96-5	
8260 MSV	Analytical Method: EPA 5030B/8260								
Acetone	ND	ug/L	10.0	1.9	1		10/09/15 00:45	67-64-1	L3
Benzene	**0.15J**	ug/L	1.0	0.060	1		10/09/15 00:45	71-43-2	
Bromodichloromethane	ND	ug/L	1.0	0.19	1		10/09/15 00:45	75-27-4	
Bromoform	ND	ug/L	1.0	0.070	1		10/09/15 00:45	75-25-2	
Bromomethane	ND	ug/L	5.0	0.16	1		10/09/15 00:45	74-83-9	
2-Butanone (MEK)	ND	ug/L	10.0	0.59	1		10/09/15 00:45	78-93-3	
Carbon disulfide	ND	ug/L	5.0	0.12	1		10/09/15 00:45	75-15-0	
Carbon tetrachloride	ND	ug/L	1.0	0.18	1		10/09/15 00:45	56-23-5	
Chlorobenzene	ND	ug/L	1.0	0.21	1		10/09/15 00:45	108-90-7	
Chloroethane	ND	ug/L	1.0	0.15	1		10/09/15 00:45	75-00-3	
Chloroform	ND	ug/L	1.0	0.14	1		10/09/15 00:45	67-66-3	
Chloromethane	**0.18J**	ug/L	1.0	0.080	1		10/09/15 00:45	74-87-3	B
Dibromochloromethane	ND	ug/L	1.0	0.21	1		10/09/15 00:45	124-48-1	
1,1-Dichloroethane	ND	ug/L	1.0	0.050	1		10/09/15 00:45	75-34-3	
1,2-Dichloroethane	ND	ug/L	1.0	0.12	1		10/09/15 00:45	107-06-2	
1,1-Dichloroethene	**2.3**	ug/L	1.0	0.20	1		10/09/15 00:45	75-35-4	
cis-1,2-Dichloroethene	**7.8**	ug/L	1.0	0.080	1		10/09/15 00:45	156-59-2	
trans-1,2-Dichloroethene	**0.26J**	ug/L	1.0	0.20	1		10/09/15 00:45	156-60-5	
1,2-Dichloropropane	ND	ug/L	1.0	0.16	1		10/09/15 00:45	78-87-5	
cis-1,3-Dichloropropene	ND	ug/L	1.0	0.14	1		10/09/15 00:45	10061-01-5	
trans-1,3-Dichloropropene	ND	ug/L	1.0	0.12	1		10/09/15 00:45	10061-02-6	
Ethylbenzene	ND	ug/L	1.0	0.18	1		10/09/15 00:45	100-41-4	
2-Hexanone	ND	ug/L	10.0	1.2	1		10/09/15 00:45	591-78-6	
Methylene chloride	ND	ug/L	1.0	0.15	1		10/09/15 00:45	75-09-2	
4-Methyl-2-pentanone (MIBK)	ND	ug/L	10.0	0.42	1		10/09/15 00:45	108-10-1	
Styrene	ND	ug/L	1.0	0.12	1		10/09/15 00:45	100-42-5	
1,1,2,2-Tetrachloroethane	ND	ug/L	1.0	0.15	1		10/09/15 00:45	79-34-5	
Tetrachloroethene	ND	ug/L	1.0	0.10	1		10/09/15 00:45	127-18-4	
Toluene	ND	ug/L	1.0	0.17	1		10/09/15 00:45	108-88-3	
1,1,1-Trichloroethane	ND	ug/L	1.0	0.11	1		10/09/15 00:45	71-55-6	
1,1,2-Trichloroethane	ND	ug/L	1.0	0.20	1		10/09/15 00:45	79-00-5	
Trichloroethene	**154**	ug/L	1.0	0.17	1		10/09/15 00:45	79-01-6	
Vinyl chloride	**0.59J**	ug/L	1.0	0.13	1		10/09/15 00:45	75-01-4	
Xylene (Total)	ND	ug/L	3.0	0.42	1		10/09/15 00:45	1330-20-7	
Surrogates									
4-Bromofluorobenzene (S)	99	%	80-120		1		10/09/15 00:45	460-00-4	
1,2-Dichloroethane-d4 (S)	99	%	80-120		1		10/09/15 00:45	17060-07-0	
Toluene-d8 (S)	102	%	80-120		1		10/09/15 00:45	2037-26-5	
Preservation pH	**1.0**		0.10	0.10	1		10/09/15 00:45		

REPORT OF LABORATORY ANALYSIS

This report shall not be reproduced, except in full,
without the written consent of Pace Analytical Services, Inc..

Pace Analytical Services, Inc.
9608 Loiret Blvd.
Lenexa, KS 66219
(913)599-5665

ANALYTICAL RESULTS

Project: Fort Smith, AR
Pace Project No.: 60204425

Sample: IW-73-201510 **Lab ID: 60204425019** Collected: 10/06/15 16:00 Received: 10/07/15 08:45 Matrix: Water

Parameters	Results	Units	Report Limit	MDL	DF	Prepared	Analyzed	CAS No.	Qual
2320B Alkalinity	Analytical Method: SM 2320B								
Alkalinity,Bicarbonate (CaCO3)	**67.7**	mg/L	20.0	2.0	1		10/09/15 14:59		
Alkalinity, Carbonate (CaCO3)	ND	mg/L	20.0	2.0	1		10/09/15 14:59		
Alkalinity, Total as CaCO3	**67.7**	mg/L	20.0	2.0	1		10/09/15 14:59		
Iron, Ferric (Calculation)	Analytical Method: SM 3500-Fe B#4								
Iron, Ferric	**0.31**	mg/L	0.20		1		10/15/15 00:00	7439-89-6	
4500H+ pH, Electrometric	Analytical Method: SM 4500-H+B								
pH at 25 Degrees C	**5.8**	Std. Units	0.10	0.10	1		10/06/15 19:00		H6
4500S2D Sulfide, Total	Analytical Method: SM 4500-S-2 D								
Sulfide, Total	ND	mg/L	0.050	0.012	1		10/13/15 07:35	18496-25-8	
300.0 IC Anions 28 Days	Analytical Method: EPA 300.0								
Chloride	**263**	mg/L	20.0	10.0	20		10/11/15 15:09	16887-00-6	
Sulfate	**2.7**	mg/L	1.0	0.24	1		10/11/15 14:53	14808-79-8	
350.1 Ammonia	Analytical Method: EPA 350.1								
Nitrogen, Ammonia	**0.099J**	mg/L	0.10	0.046	1		10/14/15 11:08	7664-41-7	
353.2 Nitrogen, NO2/NO3 unpres	Analytical Method: EPA 353.2								
Nitrogen, Nitrate	**0.17**	mg/L	0.10	0.014	1		10/07/15 14:22		
Nitrogen, Nitrite	ND	mg/L	0.10	0.023	1		10/07/15 14:22		
Nitrogen, NO2 plus NO3	**0.17**	mg/L	0.10	0.014	1		10/07/15 14:22		
365.4 Total Phosphorus	Analytical Method: EPA 365.4								
Phosphorus as PO4	ND	mg/L	0.31		1		10/15/15 11:32		
Total Carbon Dioxide Calc	Analytical Method: SM 4500-CO2 D								
Carbon Dioxide Calculation	**269**	mg/L	20.0	20.0	1		10/16/15 00:00		
5310C TOC	Analytical Method: SM 5310C								
Total Organic Carbon	**0.48J**	mg/L	1.0	0.46	1		10/13/15 16:36	7440-44-0	

REPORT OF LABORATORY ANALYSIS

This report shall not be reproduced, except in full,
without the written consent of Pace Analytical Services, Inc..

Pace Analytical Services, Inc.
9608 Loiret Blvd.
Lenexa, KS 66219
(913)599-5665

ANALYTICAL RESULTS

Project: Fort Smith, AR
Pace Project No.: 60204425

Sample: MW-40R-201510 **Lab ID: 60204425020** Collected: 10/06/15 09:10 Received: 10/07/15 08:45 Matrix: Water

Parameters	Results	Units	Report Limit	MDL	DF	Prepared	Analyzed	CAS No.	Qual
Alcohol by Direct Inject GCFID	Analytical Method: EPA 8015 - Alcohol								
2-Chloroethanol	ND	ug/L	10000	1980	1		10/12/15 19:14	107-07-3	
6010 MET ICP	Analytical Method: EPA 6010 Preparation Method: EPA 3010								
Iron	**18200**	ug/L	50.0	9.0	1	10/08/15 09:50	10/09/15 18:41	7439-89-6	
Manganese	**6260**	ug/L	5.0	2.4	1	10/08/15 09:50	10/09/15 18:41	7439-96-5	
8260 MSV	Analytical Method: EPA 5030B/8260								
Acetone	ND	ug/L	10.0	1.9	1		10/08/15 23:47	67-64-1	L3
Benzene	ND	ug/L	1.0	0.060	1		10/08/15 23:47	71-43-2	
Bromodichloromethane	ND	ug/L	1.0	0.19	1		10/08/15 23:47	75-27-4	
Bromoform	ND	ug/L	1.0	0.070	1		10/08/15 23:47	75-25-2	
Bromomethane	ND	ug/L	5.0	0.16	1		10/08/15 23:47	74-83-9	
2-Butanone (MEK)	ND	ug/L	10.0	0.59	1		10/08/15 23:47	78-93-3	
Carbon disulfide	**1.0J**	ug/L	5.0	0.12	1		10/08/15 23:47	75-15-0	
Carbon tetrachloride	ND	ug/L	1.0	0.18	1		10/08/15 23:47	56-23-5	
Chlorobenzene	ND	ug/L	1.0	0.21	1		10/08/15 23:47	108-90-7	
Chloroethane	ND	ug/L	1.0	0.15	1		10/08/15 23:47	75-00-3	
Chloroform	**0.22J**	ug/L	1.0	0.14	1		10/08/15 23:47	67-66-3	
Chloromethane	ND	ug/L	1.0	0.080	1		10/08/15 23:47	74-87-3	
Dibromochloromethane	ND	ug/L	1.0	0.21	1		10/08/15 23:47	124-48-1	
1,1-Dichloroethane	ND	ug/L	1.0	0.050	1		10/08/15 23:47	75-34-3	
1,2-Dichloroethane	ND	ug/L	1.0	0.12	1		10/08/15 23:47	107-06-2	
1,1-Dichloroethene	ND	ug/L	1.0	0.20	1		10/08/15 23:47	75-35-4	
cis-1,2-Dichloroethene	**0.23J**	ug/L	1.0	0.080	1		10/08/15 23:47	156-59-2	
trans-1,2-Dichloroethene	ND	ug/L	1.0	0.20	1		10/08/15 23:47	156-60-5	
1,2-Dichloropropane	ND	ug/L	1.0	0.16	1		10/08/15 23:47	78-87-5	
cis-1,3-Dichloropropene	ND	ug/L	1.0	0.14	1		10/08/15 23:47	10061-01-5	
trans-1,3-Dichloropropene	ND	ug/L	1.0	0.12	1		10/08/15 23:47	10061-02-6	
Ethylbenzene	ND	ug/L	1.0	0.18	1		10/08/15 23:47	100-41-4	
2-Hexanone	ND	ug/L	10.0	1.2	1		10/08/15 23:47	591-78-6	
Methylene chloride	ND	ug/L	1.0	0.15	1		10/08/15 23:47	75-09-2	
4-Methyl-2-pentanone (MIBK)	ND	ug/L	10.0	0.42	1		10/08/15 23:47	108-10-1	
Styrene	ND	ug/L	1.0	0.12	1		10/08/15 23:47	100-42-5	
1,1,2,2-Tetrachloroethane	ND	ug/L	1.0	0.15	1		10/08/15 23:47	79-34-5	
Tetrachloroethene	ND	ug/L	1.0	0.10	1		10/08/15 23:47	127-18-4	
Toluene	ND	ug/L	1.0	0.17	1		10/08/15 23:47	108-88-3	
1,1,1-Trichloroethane	ND	ug/L	1.0	0.11	1		10/08/15 23:47	71-55-6	
1,1,2-Trichloroethane	ND	ug/L	1.0	0.20	1		10/08/15 23:47	79-00-5	
Trichloroethene	**0.30J**	ug/L	1.0	0.17	1		10/08/15 23:47	79-01-6	
Vinyl chloride	ND	ug/L	1.0	0.13	1		10/08/15 23:47	75-01-4	
Xylene (Total)	ND	ug/L	3.0	0.42	1		10/08/15 23:47	1330-20-7	
Surrogates									
4-Bromofluorobenzene (S)	97	%	80-120		1		10/08/15 23:47	460-00-4	
1,2-Dichloroethane-d4 (S)	99	%	80-120		1		10/08/15 23:47	17060-07-0	
Toluene-d8 (S)	101	%	80-120		1		10/08/15 23:47	2037-26-5	
Preservation pH	**1.0**		0.10	0.10	1		10/08/15 23:47		

REPORT OF LABORATORY ANALYSIS

This report shall not be reproduced, except in full,
without the written consent of Pace Analytical Services, Inc..

Pace Analytical Services, Inc.
9608 Loiret Blvd.
Lenexa, KS 66219
(913)599-5665

ANALYTICAL RESULTS

Project: Fort Smith, AR
Pace Project No.: 60204425

Sample: MW-40R-201510 **Lab ID: 60204425020** Collected: 10/06/15 09:10 Received: 10/07/15 08:45 Matrix: Water

Parameters	Results	Units	Report Limit	MDL	DF	Prepared	Analyzed	CAS No.	Qual
2320B Alkalinity	Analytical Method: SM 2320B								
Alkalinity,Bicarbonate (CaCO3)	**79.2**	mg/L	20.0	2.0	1		10/09/15 15:02		
Alkalinity, Carbonate (CaCO3)	ND	mg/L	20.0	2.0	1		10/09/15 15:02		
Alkalinity, Total as CaCO3	**79.2**	mg/L	20.0	2.0	1		10/09/15 15:02		
Iron, Ferric (Calculation)	Analytical Method: SM 3500-Fe B#4								
Iron, Ferric	**14.9**	mg/L	0.20		1		10/15/15 00:00	7439-89-6	
4500H+ pH, Electrometric	Analytical Method: SM 4500-H+B								
pH at 25 Degrees C	**6.0**	Std. Units	0.10	0.10	1		10/06/15 19:00		H6
4500S2D Sulfide, Total	Analytical Method: SM 4500-S-2 D								
Sulfide, Total	ND	mg/L	0.050	0.012	1		10/13/15 07:35	18496-25-8	
300.0 IC Anions 28 Days	Analytical Method: EPA 300.0								
Chloride	**210**	mg/L	20.0	10.0	20		10/11/15 16:46	16887-00-6	
Sulfate	**5.9**	mg/L	1.0	0.24	1		10/11/15 16:30	14808-79-8	
350.1 Ammonia	Analytical Method: EPA 350.1								
Nitrogen, Ammonia	ND	mg/L	0.10	0.046	1		10/14/15 11:10	7664-41-7	
353.2 Nitrogen, NO2/NO3 unpres	Analytical Method: EPA 353.2								
Nitrogen, Nitrate	**0.036J**	mg/L	0.10	0.014	1		10/07/15 14:24		
Nitrogen, Nitrite	ND	mg/L	0.10	0.023	1		10/07/15 14:24		
Nitrogen, NO2 plus NO3	**0.036J**	mg/L	0.10	0.014	1		10/07/15 14:24		
365.4 Total Phosphorus	Analytical Method: EPA 365.4								
Phosphorus as PO4	ND	mg/L	0.31		1		10/15/15 11:33		
Total Carbon Dioxide Calc	Analytical Method: SM 4500-CO2 D								
Carbon Dioxide Calculation	**214**	mg/L	20.0	20.0	1		10/16/15 00:00		
5310C TOC	Analytical Method: SM 5310C								
Total Organic Carbon	**0.65J**	mg/L	1.0	0.46	1		10/13/15 16:49	7440-44-0	

REPORT OF LABORATORY ANALYSIS

This report shall not be reproduced, except in full,
without the written consent of Pace Analytical Services, Inc..

Pace Analytical Services, Inc.
9608 Loiret Blvd.
Lenexa, KS 66219
(913)599-5665

ANALYTICAL RESULTS

Project: Fort Smith, AR
Pace Project No.: 60204425

Sample: DUP-03-201510 **Lab ID: 60204425021** Collected: 10/06/15 09:10 Received: 10/07/15 08:45 Matrix: Water

Parameters	Results	Units	Report Limit	MDL	DF	Prepared	Analyzed	CAS No.	Qual
8260 MSV	Analytical Method: EPA 5030B/8260								
Acetone	ND	ug/L	10.0	1.9	1		10/09/15 01:13	67-64-1	L3
Benzene	ND	ug/L	1.0	0.060	1		10/09/15 01:13	71-43-2	
Bromodichloromethane	ND	ug/L	1.0	0.19	1		10/09/15 01:13	75-27-4	
Bromoform	ND	ug/L	1.0	0.070	1		10/09/15 01:13	75-25-2	
Bromomethane	ND	ug/L	5.0	0.16	1		10/09/15 01:13	74-83-9	
2-Butanone (MEK)	ND	ug/L	10.0	0.59	1		10/09/15 01:13	78-93-3	
Carbon disulfide	**1.2J**	ug/L	5.0	0.12	1		10/09/15 01:13	75-15-0	
Carbon tetrachloride	ND	ug/L	1.0	0.18	1		10/09/15 01:13	56-23-5	
Chlorobenzene	ND	ug/L	1.0	0.21	1		10/09/15 01:13	108-90-7	
Chloroethane	ND	ug/L	1.0	0.15	1		10/09/15 01:13	75-00-3	
Chloroform	**0.26J**	ug/L	1.0	0.14	1		10/09/15 01:13	67-66-3	
Chloromethane	**0.31J**	ug/L	1.0	0.080	1		10/09/15 01:13	74-87-3	B
Dibromochloromethane	ND	ug/L	1.0	0.21	1		10/09/15 01:13	124-48-1	
1,1-Dichloroethane	ND	ug/L	1.0	0.050	1		10/09/15 01:13	75-34-3	
1,2-Dichloroethane	ND	ug/L	1.0	0.12	1		10/09/15 01:13	107-06-2	
1,1-Dichloroethene	ND	ug/L	1.0	0.20	1		10/09/15 01:13	75-35-4	
cis-1,2-Dichloroethene	ND	ug/L	1.0	0.080	1		10/09/15 01:13	156-59-2	
trans-1,2-Dichloroethene	ND	ug/L	1.0	0.20	1		10/09/15 01:13	156-60-5	
1,2-Dichloropropane	ND	ug/L	1.0	0.16	1		10/09/15 01:13	78-87-5	
cis-1,3-Dichloropropene	ND	ug/L	1.0	0.14	1		10/09/15 01:13	10061-01-5	
trans-1,3-Dichloropropene	ND	ug/L	1.0	0.12	1		10/09/15 01:13	10061-02-6	
Ethylbenzene	ND	ug/L	1.0	0.18	1		10/09/15 01:13	100-41-4	
2-Hexanone	ND	ug/L	10.0	1.2	1		10/09/15 01:13	591-78-6	
Methylene chloride	ND	ug/L	1.0	0.15	1		10/09/15 01:13	75-09-2	
4-Methyl-2-pentanone (MIBK)	ND	ug/L	10.0	0.42	1		10/09/15 01:13	108-10-1	
Styrene	ND	ug/L	1.0	0.12	1		10/09/15 01:13	100-42-5	
1,1,2,2-Tetrachloroethane	ND	ug/L	1.0	0.15	1		10/09/15 01:13	79-34-5	
Tetrachloroethene	ND	ug/L	1.0	0.10	1		10/09/15 01:13	127-18-4	
Toluene	ND	ug/L	1.0	0.17	1		10/09/15 01:13	108-88-3	
1,1,1-Trichloroethane	ND	ug/L	1.0	0.11	1		10/09/15 01:13	71-55-6	
1,1,2-Trichloroethane	ND	ug/L	1.0	0.20	1		10/09/15 01:13	79-00-5	
Trichloroethene	**0.83J**	ug/L	1.0	0.17	1		10/09/15 01:13	79-01-6	
Vinyl chloride	ND	ug/L	1.0	0.13	1		10/09/15 01:13	75-01-4	
Xylene (Total)	ND	ug/L	3.0	0.42	1		10/09/15 01:13	1330-20-7	
Surrogates									
4-Bromofluorobenzene (S)	99	%	80-120		1		10/09/15 01:13	460-00-4	
1,2-Dichloroethane-d4 (S)	97	%	80-120		1		10/09/15 01:13	17060-07-0	
Toluene-d8 (S)	100	%	80-120		1		10/09/15 01:13	2037-26-5	
Preservation pH	**1.0**		0.10	0.10	1		10/09/15 01:13		

REPORT OF LABORATORY ANALYSIS

This report shall not be reproduced, except in full,
without the written consent of Pace Analytical Services, Inc..

Pace Analytical Services, Inc.
9608 Loiret Blvd.
Lenexa, KS 66219
(913)599-5665

ANALYTICAL RESULTS

Project: Fort Smith, AR
Pace Project No.: 60204425

Sample: TB-08-201510 **Lab ID: 60204425022** Collected: 10/06/15 08:00 Received: 10/07/15 08:45 Matrix: Water

Parameters	Results	Units	Report Limit	MDL	DF	Prepared	Analyzed	CAS No.	Qual
8260 MSV	Analytical Method: EPA 5030B/8260								
Acetone	ND	ug/L	10.0	1.9	1		10/08/15 21:52	67-64-1	L3
Benzene	ND	ug/L	1.0	0.060	1		10/08/15 21:52	71-43-2	
Bromodichloromethane	ND	ug/L	1.0	0.19	1		10/08/15 21:52	75-27-4	
Bromoform	ND	ug/L	1.0	0.070	1		10/08/15 21:52	75-25-2	
Bromomethane	ND	ug/L	5.0	0.16	1		10/08/15 21:52	74-83-9	
2-Butanone (MEK)	ND	ug/L	10.0	0.59	1		10/08/15 21:52	78-93-3	
Carbon disulfide	ND	ug/L	5.0	0.12	1		10/08/15 21:52	75-15-0	
Carbon tetrachloride	ND	ug/L	1.0	0.18	1		10/08/15 21:52	56-23-5	
Chlorobenzene	ND	ug/L	1.0	0.21	1		10/08/15 21:52	108-90-7	
Chloroethane	ND	ug/L	1.0	0.15	1		10/08/15 21:52	75-00-3	
Chloroform	**0.33J**	ug/L	1.0	0.14	1		10/08/15 21:52	67-66-3	
Chloromethane	ND	ug/L	1.0	0.080	1		10/08/15 21:52	74-87-3	
Dibromochloromethane	ND	ug/L	1.0	0.21	1		10/08/15 21:52	124-48-1	
1,1-Dichloroethane	ND	ug/L	1.0	0.050	1		10/08/15 21:52	75-34-3	
1,2-Dichloroethane	ND	ug/L	1.0	0.12	1		10/08/15 21:52	107-06-2	
1,1-Dichloroethene	ND	ug/L	1.0	0.20	1		10/08/15 21:52	75-35-4	
cis-1,2-Dichloroethene	ND	ug/L	1.0	0.080	1		10/08/15 21:52	156-59-2	
trans-1,2-Dichloroethene	ND	ug/L	1.0	0.20	1		10/08/15 21:52	156-60-5	
1,2-Dichloropropane	ND	ug/L	1.0	0.16	1		10/08/15 21:52	78-87-5	
cis-1,3-Dichloropropene	ND	ug/L	1.0	0.14	1		10/08/15 21:52	10061-01-5	
trans-1,3-Dichloropropene	ND	ug/L	1.0	0.12	1		10/08/15 21:52	10061-02-6	
Ethylbenzene	ND	ug/L	1.0	0.18	1		10/08/15 21:52	100-41-4	
2-Hexanone	ND	ug/L	10.0	1.2	1		10/08/15 21:52	591-78-6	
Methylene chloride	ND	ug/L	1.0	0.15	1		10/08/15 21:52	75-09-2	
4-Methyl-2-pentanone (MIBK)	ND	ug/L	10.0	0.42	1		10/08/15 21:52	108-10-1	
Styrene	ND	ug/L	1.0	0.12	1		10/08/15 21:52	100-42-5	
1,1,2,2-Tetrachloroethane	ND	ug/L	1.0	0.15	1		10/08/15 21:52	79-34-5	
Tetrachloroethene	ND	ug/L	1.0	0.10	1		10/08/15 21:52	127-18-4	
Toluene	ND	ug/L	1.0	0.17	1		10/08/15 21:52	108-88-3	
1,1,1-Trichloroethane	ND	ug/L	1.0	0.11	1		10/08/15 21:52	71-55-6	
1,1,2-Trichloroethane	ND	ug/L	1.0	0.20	1		10/08/15 21:52	79-00-5	
Trichloroethene	ND	ug/L	1.0	0.17	1		10/08/15 21:52	79-01-6	
Vinyl chloride	ND	ug/L	1.0	0.13	1		10/08/15 21:52	75-01-4	
Xylene (Total)	ND	ug/L	3.0	0.42	1		10/08/15 21:52	1330-20-7	
Surrogates									
4-Bromofluorobenzene (S)	97	%	80-120		1		10/08/15 21:52	460-00-4	
1,2-Dichloroethane-d4 (S)	98	%	80-120		1		10/08/15 21:52	17060-07-0	
Toluene-d8 (S)	97	%	80-120		1		10/08/15 21:52	2037-26-5	
Preservation pH	**1.0**		0.10	0.10	1		10/08/15 21:52		

REPORT OF LABORATORY ANALYSIS

This report shall not be reproduced, except in full,
without the written consent of Pace Analytical Services, Inc..

Pace Analytical Services, Inc.
9608 Loiret Blvd.
Lenexa, KS 66219
(913)599-5665

ANALYTICAL RESULTS

Project: Fort Smith, AR
Pace Project No.: 60204425

Sample: MW-71-201510 **Lab ID: 60204425023** Collected: 10/06/15 17:00 Received: 10/07/15 08:45 Matrix: Water

Parameters	Results	Units	Report Limit	MDL	DF	Prepared	Analyzed	CAS No.	Qual
Alcohol by Direct Inject GCFID	Analytical Method: EPA 8015 - Alcohol								
2-Chloroethanol	ND	ug/L	10000	1980	1		10/12/15 19:26	107-07-3	
6010 MET ICP	Analytical Method: EPA 6010 Preparation Method: EPA 3010								
Iron	**810**	ug/L	50.0	9.0	1	10/08/15 09:50	10/09/15 18:43	7439-89-6	
Manganese	**1340**	ug/L	5.0	2.4	1	10/08/15 09:50	10/09/15 18:43	7439-96-5	
8260 MSV	Analytical Method: EPA 5030B/8260								
Acetone	ND	ug/L	10.0	1.9	1		10/09/15 00:59	67-64-1	L3
Benzene	ND	ug/L	1.0	0.060	1		10/09/15 00:59	71-43-2	
Bromodichloromethane	ND	ug/L	1.0	0.19	1		10/09/15 00:59	75-27-4	
Bromoform	ND	ug/L	1.0	0.070	1		10/09/15 00:59	75-25-2	
Bromomethane	ND	ug/L	5.0	0.16	1		10/09/15 00:59	74-83-9	
2-Butanone (MEK)	ND	ug/L	10.0	0.59	1		10/09/15 00:59	78-93-3	
Carbon disulfide	ND	ug/L	5.0	0.12	1		10/09/15 00:59	75-15-0	
Carbon tetrachloride	ND	ug/L	1.0	0.18	1		10/09/15 00:59	56-23-5	
Chlorobenzene	ND	ug/L	1.0	0.21	1		10/09/15 00:59	108-90-7	
Chloroethane	ND	ug/L	1.0	0.15	1		10/09/15 00:59	75-00-3	
Chloroform	ND	ug/L	1.0	0.14	1		10/09/15 00:59	67-66-3	
Chloromethane	ND	ug/L	1.0	0.080	1		10/09/15 00:59	74-87-3	
Dibromochloromethane	ND	ug/L	1.0	0.21	1		10/09/15 00:59	124-48-1	
1,1-Dichloroethane	ND	ug/L	1.0	0.050	1		10/09/15 00:59	75-34-3	
1,2-Dichloroethane	ND	ug/L	1.0	0.12	1		10/09/15 00:59	107-06-2	
1,1-Dichloroethene	**1.2**	ug/L	1.0	0.20	1		10/09/15 00:59	75-35-4	
cis-1,2-Dichloroethene	**6.5**	ug/L	1.0	0.080	1		10/09/15 00:59	156-59-2	
trans-1,2-Dichloroethene	ND	ug/L	1.0	0.20	1		10/09/15 00:59	156-60-5	
1,2-Dichloropropane	ND	ug/L	1.0	0.16	1		10/09/15 00:59	78-87-5	
cis-1,3-Dichloropropene	ND	ug/L	1.0	0.14	1		10/09/15 00:59	10061-01-5	
trans-1,3-Dichloropropene	ND	ug/L	1.0	0.12	1		10/09/15 00:59	10061-02-6	
Ethylbenzene	ND	ug/L	1.0	0.18	1		10/09/15 00:59	100-41-4	
2-Hexanone	ND	ug/L	10.0	1.2	1		10/09/15 00:59	591-78-6	
Methylene chloride	ND	ug/L	1.0	0.15	1		10/09/15 00:59	75-09-2	
4-Methyl-2-pentanone (MIBK)	ND	ug/L	10.0	0.42	1		10/09/15 00:59	108-10-1	
Styrene	ND	ug/L	1.0	0.12	1		10/09/15 00:59	100-42-5	
1,1,2,2-Tetrachloroethane	ND	ug/L	1.0	0.15	1		10/09/15 00:59	79-34-5	
Tetrachloroethene	ND	ug/L	1.0	0.10	1		10/09/15 00:59	127-18-4	
Toluene	ND	ug/L	1.0	0.17	1		10/09/15 00:59	108-88-3	
1,1,1-Trichloroethane	ND	ug/L	1.0	0.11	1		10/09/15 00:59	71-55-6	
1,1,2-Trichloroethane	ND	ug/L	1.0	0.20	1		10/09/15 00:59	79-00-5	
Trichloroethene	**179**	ug/L	1.0	0.17	1		10/09/15 00:59	79-01-6	
Vinyl chloride	**0.43J**	ug/L	1.0	0.13	1		10/09/15 00:59	75-01-4	
Xylene (Total)	ND	ug/L	3.0	0.42	1		10/09/15 00:59	1330-20-7	
Surrogates									
4-Bromofluorobenzene (S)	97	%	80-120		1		10/09/15 00:59	460-00-4	
1,2-Dichloroethane-d4 (S)	97	%	80-120		1		10/09/15 00:59	17060-07-0	
Toluene-d8 (S)	103	%	80-120		1		10/09/15 00:59	2037-26-5	
Preservation pH	**1.0**		0.10	0.10	1		10/09/15 00:59		

REPORT OF LABORATORY ANALYSIS

This report shall not be reproduced, except in full,
without the written consent of Pace Analytical Services, Inc..

Pace Analytical Services, Inc.
9608 Loiret Blvd.
Lenexa, KS 66219
(913)599-5665

ANALYTICAL RESULTS

Project: Fort Smith, AR
Pace Project No.: 60204425

Sample: MW-71-201510 **Lab ID: 60204425023** Collected: 10/06/15 17:00 Received: 10/07/15 08:45 Matrix: Water

Parameters	Results	Units	Report Limit	MDL	DF	Prepared	Analyzed	CAS No.	Qual
2320B Alkalinity	Analytical Method: SM 2320B								
Alkalinity,Bicarbonate (CaCO3)	**20.1**	mg/L	20.0	2.0	1		10/09/15 15:05		
Alkalinity, Carbonate (CaCO3)	ND	mg/L	20.0	2.0	1		10/09/15 15:05		
Alkalinity, Total as CaCO3	**20.1**	mg/L	20.0	2.0	1		10/09/15 15:05		
Iron, Ferric (Calculation)	Analytical Method: SM 3500-Fe B#4								
Iron, Ferric	**0.40**	mg/L	0.20		1		10/15/15 00:00	7439-89-6	
4500H+ pH, Electrometric	Analytical Method: SM 4500-H+B								
pH at 25 Degrees C	**5.1**	Std. Units	0.10	0.10	1		10/06/15 19:00		H6
4500S2D Sulfide, Total	Analytical Method: SM 4500-S-2 D								
Sulfide, Total	ND	mg/L	0.050	0.012	1		10/13/15 07:36	18496-25-8	
300.0 IC Anions 28 Days	Analytical Method: EPA 300.0								
Chloride	**249**	mg/L	20.0	10.0	20		10/11/15 17:51	16887-00-6	
Sulfate	**1.7**	mg/L	1.0	0.24	1		10/11/15 17:34	14808-79-8	
350.1 Ammonia	Analytical Method: EPA 350.1								
Nitrogen, Ammonia	ND	mg/L	0.10	0.046	1		10/14/15 11:12	7664-41-7	
353.2 Nitrogen, NO2/NO3 unpres	Analytical Method: EPA 353.2								
Nitrogen, Nitrate	ND	mg/L	0.10	0.014	1		10/07/15 14:25		
Nitrogen, Nitrite	ND	mg/L	0.10	0.023	1		10/07/15 14:25		
Nitrogen, NO2 plus NO3	ND	mg/L	0.10	0.014	1		10/07/15 14:25		
365.4 Total Phosphorus	Analytical Method: EPA 365.4								
Phosphorus as PO4	ND	mg/L	0.31		1		10/15/15 11:34		
Total Carbon Dioxide Calc	Analytical Method: SM 4500-CO2 D								
Carbon Dioxide Calculation	**309**	mg/L	20.0	20.0	1		10/16/15 00:00		
5310C TOC	Analytical Method: SM 5310C								
Total Organic Carbon	ND	mg/L	1.0	0.46	1		10/13/15 17:02	7440-44-0	

REPORT OF LABORATORY ANALYSIS

This report shall not be reproduced, except in full,
without the written consent of Pace Analytical Services, Inc..

Pace Analytical Services, Inc.
9608 Loiret Blvd.
Lenexa, KS 66219
(913)599-5665

ANALYTICAL RESULTS

Project: Fort Smith, AR
Pace Project No.: 60204425

Sample: IW-72-201510 **Lab ID: 60204425024** Collected: 10/06/15 11:20 Received: 10/07/15 08:45 Matrix: Water

Parameters	Results	Units	Report Limit	MDL	DF	Prepared	Analyzed	CAS No.	Qual
Alcohol by Direct Inject GCFID	Analytical Method: EPA 8015 - Alcohol								
2-Chloroethanol	ND	ug/L	10000	1980	1		10/12/15 19:37	107-07-3	
6010 MET ICP	Analytical Method: EPA 6010 Preparation Method: EPA 3010								
Iron	**123**	ug/L	50.0	9.0	1	10/08/15 09:50	10/09/15 18:49	7439-89-6	
Manganese	**3170**	ug/L	5.0	2.4	1	10/08/15 09:50	10/09/15 18:49	7439-96-5	
8260 MSV	Analytical Method: EPA 5030B/8260								
Acetone	**4.1J**	ug/L	10.0	1.9	1		10/09/15 11:14	67-64-1	
Benzene	**0.12J**	ug/L	1.0	0.060	1		10/09/15 11:14	71-43-2	
Bromodichloromethane	ND	ug/L	1.0	0.19	1		10/09/15 11:14	75-27-4	
Bromoform	**2.1**	ug/L	1.0	0.070	1		10/09/15 11:14	75-25-2	
Bromomethane	ND	ug/L	5.0	0.16	1		10/09/15 11:14	74-83-9	
2-Butanone (MEK)	ND	ug/L	10.0	0.59	1		10/09/15 11:14	78-93-3	
Carbon disulfide	ND	ug/L	5.0	0.12	1		10/09/15 11:14	75-15-0	
Carbon tetrachloride	ND	ug/L	1.0	0.18	1		10/09/15 11:14	56-23-5	
Chlorobenzene	ND	ug/L	1.0	0.21	1		10/09/15 11:14	108-90-7	
Chloroethane	ND	ug/L	1.0	0.15	1		10/09/15 11:14	75-00-3	
Chloroform	**0.15J**	ug/L	1.0	0.14	1		10/09/15 11:14	67-66-3	
Chloromethane	ND	ug/L	1.0	0.080	1		10/09/15 11:14	74-87-3	
Dibromochloromethane	ND	ug/L	1.0	0.21	1		10/09/15 11:14	124-48-1	
1,1-Dichloroethane	ND	ug/L	1.0	0.050	1		10/09/15 11:14	75-34-3	
1,2-Dichloroethane	ND	ug/L	1.0	0.12	1		10/09/15 11:14	107-06-2	
1,1-Dichloroethene	ND	ug/L	1.0	0.20	1		10/09/15 11:14	75-35-4	
cis-1,2-Dichloroethene	ND	ug/L	1.0	0.080	1		10/09/15 11:14	156-59-2	
trans-1,2-Dichloroethene	ND	ug/L	1.0	0.20	1		10/09/15 11:14	156-60-5	
1,2-Dichloropropane	ND	ug/L	1.0	0.16	1		10/09/15 11:14	78-87-5	
cis-1,3-Dichloropropene	ND	ug/L	1.0	0.14	1		10/09/15 11:14	10061-01-5	
trans-1,3-Dichloropropene	ND	ug/L	1.0	0.12	1		10/09/15 11:14	10061-02-6	
Ethylbenzene	ND	ug/L	1.0	0.18	1		10/09/15 11:14	100-41-4	
2-Hexanone	ND	ug/L	10.0	1.2	1		10/09/15 11:14	591-78-6	
Methylene chloride	ND	ug/L	1.0	0.15	1		10/09/15 11:14	75-09-2	
4-Methyl-2-pentanone (MIBK)	ND	ug/L	10.0	0.42	1		10/09/15 11:14	108-10-1	
Styrene	ND	ug/L	1.0	0.12	1		10/09/15 11:14	100-42-5	
1,1,2,2-Tetrachloroethane	ND	ug/L	1.0	0.15	1		10/09/15 11:14	79-34-5	
Tetrachloroethene	ND	ug/L	1.0	0.10	1		10/09/15 11:14	127-18-4	
Toluene	ND	ug/L	1.0	0.17	1		10/09/15 11:14	108-88-3	
1,1,1-Trichloroethane	ND	ug/L	1.0	0.11	1		10/09/15 11:14	71-55-6	
1,1,2-Trichloroethane	ND	ug/L	1.0	0.20	1		10/09/15 11:14	79-00-5	
Trichloroethene	**0.74J**	ug/L	1.0	0.17	1		10/09/15 11:14	79-01-6	
Vinyl chloride	ND	ug/L	1.0	0.13	1		10/09/15 11:14	75-01-4	
Xylene (Total)	ND	ug/L	3.0	0.42	1		10/09/15 11:14	1330-20-7	
Surrogates									
4-Bromofluorobenzene (S)	97	%	80-120		1		10/09/15 11:14	460-00-4	
1,2-Dichloroethane-d4 (S)	98	%	80-120		1		10/09/15 11:14	17060-07-0	
Toluene-d8 (S)	78	%	80-120		1		10/09/15 11:14	2037-26-5	S2
Preservation pH	**1.0**		0.10	0.10	1		10/09/15 11:14		

REPORT OF LABORATORY ANALYSIS

This report shall not be reproduced, except in full,
without the written consent of Pace Analytical Services, Inc..

Pace Analytical Services, Inc.
9608 Loiret Blvd.
Lenexa, KS 66219
(913)599-5665

ANALYTICAL RESULTS

Project: Fort Smith, AR
Pace Project No.: 60204425

Sample: IW-72-201510 **Lab ID: 60204425024** Collected: 10/06/15 11:20 Received: 10/07/15 08:45 Matrix: Water

Parameters	Results	Units	Report Limit	MDL	DF	Prepared	Analyzed	CAS No.	Qual
2320B Alkalinity	Analytical Method: SM 2320B								
Alkalinity,Bicarbonate (CaCO3)	**97.2**	mg/L	20.0	2.0	1		10/09/15 15:08		
Alkalinity, Carbonate (CaCO3)	ND	mg/L	20.0	2.0	1		10/09/15 15:08		
Alkalinity, Total as CaCO3	**97.2**	mg/L	20.0	2.0	1		10/09/15 15:08		
Iron, Ferric (Calculation)	Analytical Method: SM 3500-Fe B#4								
Iron, Ferric	ND	mg/L	0.20		1		10/15/15 00:00	7439-89-6	
4500H+ pH, Electrometric	Analytical Method: SM 4500-H+B								
pH at 25 Degrees C	**5.9**	Std. Units	0.10	0.10	1		10/06/15 19:00		H6
4500S2D Sulfide, Total	Analytical Method: SM 4500-S-2 D								
Sulfide, Total	ND	mg/L	0.050	0.012	1		10/13/15 07:36	18496-25-8	
300.0 IC Anions 28 Days	Analytical Method: EPA 300.0								
Chloride	**218**	mg/L	20.0	10.0	20		10/11/15 18:23	16887-00-6	
Sulfate	**11.1**	mg/L	1.0	0.24	1		10/11/15 18:07	14808-79-8	
350.1 Ammonia	Analytical Method: EPA 350.1								
Nitrogen, Ammonia	ND	mg/L	1.0	0.46	10		10/14/15 11:13	7664-41-7	D3
353.2 Nitrogen, NO2/NO3 unpres	Analytical Method: EPA 353.2								
Nitrogen, Nitrate	**0.79**	mg/L	0.50	0.070	5		10/07/15 13:47		D3
Nitrogen, Nitrite	ND	mg/L	0.50	0.12	5		10/07/15 13:47		D3
Nitrogen, NO2 plus NO3	**0.79**	mg/L	0.50	0.070	5		10/07/15 13:47		D3
365.4 Total Phosphorus	Analytical Method: EPA 365.4								
Phosphorus as PO4	ND	mg/L	0.31		1		10/15/15 11:35		
Total Carbon Dioxide Calc	Analytical Method: SM 4500-CO2 D								
Carbon Dioxide Calculation	**319**	mg/L	20.0	20.0	1		10/16/15 00:00		
5310C TOC	Analytical Method: SM 5310C								
Total Organic Carbon	ND	mg/L	1.0	0.46	1		10/13/15 17:15	7440-44-0	

REPORT OF LABORATORY ANALYSIS

This report shall not be reproduced, except in full,
without the written consent of Pace Analytical Services, Inc..

Pace Analytical Services, Inc.
9608 Loiret Blvd.
Lenexa, KS 66219
(913)599-5665

ANALYTICAL RESULTS

Project: Fort Smith, AR
Pace Project No.: 60204425

Sample: MW-62R-201510 **Lab ID: 60204425025** Collected: 10/06/15 10:00 Received: 10/07/15 08:45 Matrix: Water

Parameters	Results	Units	Report Limit	MDL	DF	Prepared	Analyzed	CAS No.	Qual
Alcohol by Direct Inject GCFID	Analytical Method: EPA 8015 - Alcohol								
2-Chloroethanol	ND	ug/L	10000	1980	1		10/12/15 19:48	107-07-3	
6010 MET ICP	Analytical Method: EPA 6010 Preparation Method: EPA 3010								
Iron	**956**	ug/L	50.0	9.0	1	10/08/15 09:50	10/09/15 18:52	7439-89-6	
Manganese	**1020**	ug/L	5.0	2.4	1	10/08/15 09:50	10/09/15 18:52	7439-96-5	
8260 MSV	Analytical Method: EPA 5030B/8260								
Acetone	ND	ug/L	10.0	1.9	1		10/09/15 04:07	67-64-1	
Benzene	ND	ug/L	1.0	0.060	1		10/09/15 04:07	71-43-2	
Bromodichloromethane	ND	ug/L	1.0	0.19	1		10/09/15 04:07	75-27-4	
Bromoform	ND	ug/L	1.0	0.070	1		10/09/15 04:07	75-25-2	
Bromomethane	ND	ug/L	5.0	0.16	1		10/09/15 04:07	74-83-9	
2-Butanone (MEK)	ND	ug/L	10.0	0.59	1		10/09/15 04:07	78-93-3	
Carbon disulfide	ND	ug/L	5.0	0.12	1		10/09/15 04:07	75-15-0	
Carbon tetrachloride	ND	ug/L	1.0	0.18	1		10/09/15 04:07	56-23-5	
Chlorobenzene	ND	ug/L	1.0	0.21	1		10/09/15 04:07	108-90-7	
Chloroethane	ND	ug/L	1.0	0.15	1		10/09/15 04:07	75-00-3	
Chloroform	**0.52J**	ug/L	1.0	0.14	1		10/09/15 04:07	67-66-3	
Chloromethane	**0.18J**	ug/L	1.0	0.080	1		10/09/15 04:07	74-87-3	B
Dibromochloromethane	ND	ug/L	1.0	0.21	1		10/09/15 04:07	124-48-1	
1,1-Dichloroethane	ND	ug/L	1.0	0.050	1		10/09/15 04:07	75-34-3	
1,2-Dichloroethane	ND	ug/L	1.0	0.12	1		10/09/15 04:07	107-06-2	
1,1-Dichloroethene	ND	ug/L	1.0	0.20	1		10/09/15 04:07	75-35-4	
cis-1,2-Dichloroethene	ND	ug/L	1.0	0.080	1		10/09/15 04:07	156-59-2	
trans-1,2-Dichloroethene	ND	ug/L	1.0	0.20	1		10/09/15 04:07	156-60-5	
1,2-Dichloropropane	ND	ug/L	1.0	0.16	1		10/09/15 04:07	78-87-5	
cis-1,3-Dichloropropene	ND	ug/L	1.0	0.14	1		10/09/15 04:07	10061-01-5	
trans-1,3-Dichloropropene	ND	ug/L	1.0	0.12	1		10/09/15 04:07	10061-02-6	
Ethylbenzene	ND	ug/L	1.0	0.18	1		10/09/15 04:07	100-41-4	
2-Hexanone	ND	ug/L	10.0	1.2	1		10/09/15 04:07	591-78-6	
Methylene chloride	ND	ug/L	1.0	0.15	1		10/09/15 04:07	75-09-2	
4-Methyl-2-pentanone (MIBK)	ND	ug/L	10.0	0.42	1		10/09/15 04:07	108-10-1	
Styrene	ND	ug/L	1.0	0.12	1		10/09/15 04:07	100-42-5	
1,1,2,2-Tetrachloroethane	ND	ug/L	1.0	0.15	1		10/09/15 04:07	79-34-5	
Tetrachloroethene	ND	ug/L	1.0	0.10	1		10/09/15 04:07	127-18-4	
Toluene	ND	ug/L	1.0	0.17	1		10/09/15 04:07	108-88-3	
1,1,1-Trichloroethane	ND	ug/L	1.0	0.11	1		10/09/15 04:07	71-55-6	
1,1,2-Trichloroethane	ND	ug/L	1.0	0.20	1		10/09/15 04:07	79-00-5	
Trichloroethene	ND	ug/L	1.0	0.17	1		10/09/15 04:07	79-01-6	
Vinyl chloride	ND	ug/L	1.0	0.13	1		10/09/15 04:07	75-01-4	
Xylene (Total)	ND	ug/L	3.0	0.42	1		10/09/15 04:07	1330-20-7	
Surrogates									
4-Bromofluorobenzene (S)	97	%	80-120		1		10/09/15 04:07	460-00-4	
1,2-Dichloroethane-d4 (S)	96	%	80-120		1		10/09/15 04:07	17060-07-0	
Toluene-d8 (S)	102	%	80-120		1		10/09/15 04:07	2037-26-5	
Preservation pH	**1.0**		0.10	0.10	1		10/09/15 04:07		

REPORT OF LABORATORY ANALYSIS

This report shall not be reproduced, except in full,
without the written consent of Pace Analytical Services, Inc..

Pace Analytical Services, Inc.
9608 Loiret Blvd.
Lenexa, KS 66219
(913)599-5665

ANALYTICAL RESULTS

Project: Fort Smith, AR
Pace Project No.: 60204425

Sample: MW-62R-201510 **Lab ID: 60204425025** Collected: 10/06/15 10:00 Received: 10/07/15 08:45 Matrix: Water

Parameters	Results	Units	Report Limit	MDL	DF	Prepared	Analyzed	CAS No.	Qual
2320B Alkalinity	Analytical Method: SM 2320B								
Alkalinity,Bicarbonate (CaCO3)	**58.0**	mg/L	20.0	2.0	1		10/09/15 15:11		
Alkalinity, Carbonate (CaCO3)	ND	mg/L	20.0	2.0	1		10/09/15 15:11		
Alkalinity, Total as CaCO3	**58.0**	mg/L	20.0	2.0	1		10/09/15 15:11		
Iron, Ferric (Calculation)	Analytical Method: SM 3500-Fe B#4								
Iron, Ferric	**0.96**	mg/L	0.20		1		10/15/15 00:00	7439-89-6	
4500H+ pH, Electrometric	Analytical Method: SM 4500-H+B								
pH at 25 Degrees C	**6.5**	Std. Units	0.10	0.10	1		10/06/15 19:00		H6
4500S2D Sulfide, Total	Analytical Method: SM 4500-S-2 D								
Sulfide, Total	ND	mg/L	0.050	0.012	1		10/13/15 07:36	18496-25-8	
300.0 IC Anions 28 Days	Analytical Method: EPA 300.0								
Chloride	**143**	mg/L	10.0	5.0	10		10/11/15 18:55	16887-00-6	
Sulfate	**13.3**	mg/L	1.0	0.24	1		10/11/15 18:39	14808-79-8	
350.1 Ammonia	Analytical Method: EPA 350.1								
Nitrogen, Ammonia	ND	mg/L	0.10	0.046	1		10/14/15 11:14	7664-41-7	
353.2 Nitrogen, NO2/NO3 unpres	Analytical Method: EPA 353.2								
Nitrogen, Nitrate	**0.24**	mg/L	0.10	0.014	1		10/07/15 14:26		
Nitrogen, Nitrite	ND	mg/L	0.10	0.023	1		10/07/15 14:26		
Nitrogen, NO2 plus NO3	**0.24**	mg/L	0.10	0.014	1		10/07/15 14:26		
365.4 Total Phosphorus	Analytical Method: EPA 365.4								
Phosphorus as PO4	ND	mg/L	0.31		1		10/15/15 11:36		
Total Carbon Dioxide Calc	Analytical Method: SM 4500-CO2 D								
Carbon Dioxide Calculation	**89.4**	mg/L	20.0	20.0	1		10/16/15 00:00		
5310C TOC	Analytical Method: SM 5310C								
Total Organic Carbon	**0.64J**	mg/L	1.0	0.46	1		10/13/15 17:28	7440-44-0	

REPORT OF LABORATORY ANALYSIS

This report shall not be reproduced, except in full,
without the written consent of Pace Analytical Services, Inc..

Pace Analytical Services, Inc.
9608 Loiret Blvd.
Lenexa, KS 66219
(913)599-5665

ANALYTICAL RESULTS

Project: Fort Smith, AR
Pace Project No.: 60204425

Sample: IW-80-201510 **Lab ID: 60204425026** Collected: 10/06/15 10:30 Received: 10/07/15 08:45 Matrix: Water

Parameters	Results	Units	Report Limit	MDL	DF	Prepared	Analyzed	CAS No.	Qual
Alcohol by Direct Inject GCFID	Analytical Method: EPA 8015 - Alcohol								
2-Chloroethanol	ND	ug/L	10000	1980	1		10/12/15 19:59	107-07-3	
6010 MET ICP	Analytical Method: EPA 6010 Preparation Method: EPA 3010								
Iron	**22.4J**	ug/L	50.0	9.0	1	10/08/15 09:50	10/09/15 18:54	7439-89-6	
Manganese	**13.2**	ug/L	5.0	2.4	1	10/08/15 09:50	10/09/15 18:54	7439-96-5	
8260 MSV	Analytical Method: EPA 5030B/8260								
Acetone	**5.6J**	ug/L	10.0	1.9	1		10/12/15 15:56	67-64-1	L1
Benzene	ND	ug/L	1.0	0.060	1		10/12/15 15:56	71-43-2	
Bromodichloromethane	ND	ug/L	1.0	0.19	1		10/12/15 15:56	75-27-4	
Bromoform	**0.80J**	ug/L	1.0	0.070	1		10/12/15 15:56	75-25-2	
Bromomethane	ND	ug/L	5.0	0.16	1		10/12/15 15:56	74-83-9	
2-Butanone (MEK)	ND	ug/L	10.0	0.59	1		10/12/15 15:56	78-93-3	
Carbon disulfide	ND	ug/L	5.0	0.12	1		10/12/15 15:56	75-15-0	
Carbon tetrachloride	ND	ug/L	1.0	0.18	1		10/12/15 15:56	56-23-5	
Chlorobenzene	ND	ug/L	1.0	0.21	1		10/12/15 15:56	108-90-7	
Chloroethane	ND	ug/L	1.0	0.15	1		10/12/15 15:56	75-00-3	
Chloroform	ND	ug/L	1.0	0.14	1		10/12/15 15:56	67-66-3	
Chloromethane	**0.42J**	ug/L	1.0	0.080	1		10/12/15 15:56	74-87-3	B
Dibromochloromethane	ND	ug/L	1.0	0.21	1		10/12/15 15:56	124-48-1	
1,1-Dichloroethane	ND	ug/L	1.0	0.050	1		10/12/15 15:56	75-34-3	
1,2-Dichloroethane	ND	ug/L	1.0	0.12	1		10/12/15 15:56	107-06-2	
1,1-Dichloroethene	ND	ug/L	1.0	0.20	1		10/12/15 15:56	75-35-4	
cis-1,2-Dichloroethene	**0.37J**	ug/L	1.0	0.080	1		10/12/15 15:56	156-59-2	
trans-1,2-Dichloroethene	ND	ug/L	1.0	0.20	1		10/12/15 15:56	156-60-5	
1,2-Dichloropropane	ND	ug/L	1.0	0.16	1		10/12/15 15:56	78-87-5	
cis-1,3-Dichloropropene	ND	ug/L	1.0	0.14	1		10/12/15 15:56	10061-01-5	
trans-1,3-Dichloropropene	ND	ug/L	1.0	0.12	1		10/12/15 15:56	10061-02-6	
Ethylbenzene	ND	ug/L	1.0	0.18	1		10/12/15 15:56	100-41-4	
2-Hexanone	ND	ug/L	10.0	1.2	1		10/12/15 15:56	591-78-6	
Methylene chloride	ND	ug/L	1.0	0.15	1		10/12/15 15:56	75-09-2	
4-Methyl-2-pentanone (MIBK)	ND	ug/L	10.0	0.42	1		10/12/15 15:56	108-10-1	
Styrene	ND	ug/L	1.0	0.12	1		10/12/15 15:56	100-42-5	
1,1,2,2-Tetrachloroethane	ND	ug/L	1.0	0.15	1		10/12/15 15:56	79-34-5	
Tetrachloroethene	ND	ug/L	1.0	0.10	1		10/12/15 15:56	127-18-4	
Toluene	ND	ug/L	1.0	0.17	1		10/12/15 15:56	108-88-3	
1,1,1-Trichloroethane	ND	ug/L	1.0	0.11	1		10/12/15 15:56	71-55-6	
1,1,2-Trichloroethane	ND	ug/L	1.0	0.20	1		10/12/15 15:56	79-00-5	
Trichloroethene	**10.6**	ug/L	1.0	0.17	1		10/12/15 15:56	79-01-6	
Vinyl chloride	ND	ug/L	1.0	0.13	1		10/12/15 15:56	75-01-4	
Xylene (Total)	ND	ug/L	3.0	0.42	1		10/12/15 15:56	1330-20-7	
Surrogates									
4-Bromofluorobenzene (S)	98	%	80-120		1		10/12/15 15:56	460-00-4	
1,2-Dichloroethane-d4 (S)	98	%	80-120		1		10/12/15 15:56	17060-07-0	
Toluene-d8 (S)	101	%	80-120		1		10/12/15 15:56	2037-26-5	
Preservation pH	**4.0**		0.10	0.10	1		10/12/15 15:56		

REPORT OF LABORATORY ANALYSIS

This report shall not be reproduced, except in full,
without the written consent of Pace Analytical Services, Inc..

Pace Analytical Services, Inc.
9608 Loiret Blvd.
Lenexa, KS 66219
(913)599-5665

ANALYTICAL RESULTS

Project: Fort Smith, AR
Pace Project No.: 60204425

Sample: IW-80-201510 **Lab ID: 60204425026** Collected: 10/06/15 10:30 Received: 10/07/15 08:45 Matrix: Water

Parameters	Results	Units	Report Limit	MDL	DF	Prepared	Analyzed	CAS No.	Qual
2320B Alkalinity	Analytical Method: SM 2320B								
Alkalinity,Bicarbonate (CaCO3)	**101**	mg/L	20.0	2.0	1		10/09/15 15:14		
Alkalinity, Carbonate (CaCO3)	ND	mg/L	20.0	2.0	1		10/09/15 15:14		
Alkalinity, Total as CaCO3	**101**	mg/L	20.0	2.0	1		10/09/15 15:14		
Iron, Ferric (Calculation)	Analytical Method: SM 3500-Fe B#4								
Iron, Ferric	ND	mg/L	0.20		1		10/15/15 00:00	7439-89-6	
4500H+ pH, Electrometric	Analytical Method: SM 4500-H+B								
pH at 25 Degrees C	**6.0**	Std. Units	0.10	0.10	1		10/06/15 19:00		H6
4500S2D Sulfide, Total	Analytical Method: SM 4500-S-2 D								
Sulfide, Total	ND	mg/L	0.050	0.012	1		10/13/15 07:37	18496-25-8	
300.0 IC Anions 28 Days	Analytical Method: EPA 300.0								
Chloride	**214**	mg/L	25.0	12.5	25		10/11/15 19:12	16887-00-6	
Sulfate	**362**	mg/L	25.0	5.9	25		10/11/15 19:12	14808-79-8	
350.1 Ammonia	Analytical Method: EPA 350.1								
Nitrogen, Ammonia	ND	mg/L	0.10	0.046	1		10/14/15 11:15	7664-41-7	
353.2 Nitrogen, NO2/NO3 unpres	Analytical Method: EPA 353.2								
Nitrogen, Nitrate	**0.32**	mg/L	0.10	0.014	1		10/07/15 14:27		
Nitrogen, Nitrite	ND	mg/L	0.10	0.023	1		10/07/15 14:27		
Nitrogen, NO2 plus NO3	**0.32**	mg/L	0.10	0.014	1		10/07/15 14:27		
365.4 Total Phosphorus	Analytical Method: EPA 365.4								
Phosphorus as PO4	**0.71**	mg/L	0.31		1		10/15/15 11:37		
Total Carbon Dioxide Calc	Analytical Method: SM 4500-CO2 D								
Carbon Dioxide Calculation	**305**	mg/L	20.0	20.0	1		10/16/15 00:00		
5310C TOC	Analytical Method: SM 5310C								
Total Organic Carbon	**0.49J**	mg/L	1.0	0.46	1		10/13/15 17:42	7440-44-0	

REPORT OF LABORATORY ANALYSIS

This report shall not be reproduced, except in full,
without the written consent of Pace Analytical Services, Inc..

Pace Analytical Services, Inc.
9608 Loiret Blvd.
Lenexa, KS 66219
(913)599-5665

ANALYTICAL RESULTS

Project: Fort Smith, AR
Pace Project No.: 60204425

Sample: MW-68-201510 **Lab ID: 60204425027** Collected: 10/06/15 10:00 Received: 10/07/15 08:45 Matrix: Water

Parameters	Results	Units	Report Limit	MDL	DF	Prepared	Analyzed	CAS No.	Qual
Alcohol by Direct Inject GCFID	Analytical Method: EPA 8015 - Alcohol								
2-Chloroethanol	ND	ug/L	10000	1980	1		10/12/15 20:10	107-07-3	
6010 MET ICP	Analytical Method: EPA 6010 Preparation Method: EPA 3010								
Iron	**149**	ug/L	50.0	9.0	1	10/08/15 09:50	10/09/15 18:56	7439-89-6	
Manganese	**1270**	ug/L	5.0	2.4	1	10/08/15 09:50	10/09/15 18:56	7439-96-5	
8260 MSV	Analytical Method: EPA 5030B/8260								
Acetone	ND	ug/L	10.0	1.9	1		10/09/15 04:21	67-64-1	
Benzene	ND	ug/L	1.0	0.060	1		10/09/15 04:21	71-43-2	
Bromodichloromethane	ND	ug/L	1.0	0.19	1		10/09/15 04:21	75-27-4	
Bromoform	ND	ug/L	1.0	0.070	1		10/09/15 04:21	75-25-2	
Bromomethane	ND	ug/L	5.0	0.16	1		10/09/15 04:21	74-83-9	
2-Butanone (MEK)	ND	ug/L	10.0	0.59	1		10/09/15 04:21	78-93-3	
Carbon disulfide	ND	ug/L	5.0	0.12	1		10/09/15 04:21	75-15-0	
Carbon tetrachloride	ND	ug/L	1.0	0.18	1		10/09/15 04:21	56-23-5	
Chlorobenzene	ND	ug/L	1.0	0.21	1		10/09/15 04:21	108-90-7	
Chloroethane	ND	ug/L	1.0	0.15	1		10/09/15 04:21	75-00-3	
Chloroform	ND	ug/L	1.0	0.14	1		10/09/15 04:21	67-66-3	
Chloromethane	**0.27J**	ug/L	1.0	0.080	1		10/09/15 04:21	74-87-3	B
Dibromochloromethane	ND	ug/L	1.0	0.21	1		10/09/15 04:21	124-48-1	
1,1-Dichloroethane	ND	ug/L	1.0	0.050	1		10/09/15 04:21	75-34-3	
1,2-Dichloroethane	ND	ug/L	1.0	0.12	1		10/09/15 04:21	107-06-2	
1,1-Dichloroethene	ND	ug/L	1.0	0.20	1		10/09/15 04:21	75-35-4	
cis-1,2-Dichloroethene	ND	ug/L	1.0	0.080	1		10/09/15 04:21	156-59-2	
trans-1,2-Dichloroethene	ND	ug/L	1.0	0.20	1		10/09/15 04:21	156-60-5	
1,2-Dichloropropane	ND	ug/L	1.0	0.16	1		10/09/15 04:21	78-87-5	
cis-1,3-Dichloropropene	ND	ug/L	1.0	0.14	1		10/09/15 04:21	10061-01-5	
trans-1,3-Dichloropropene	ND	ug/L	1.0	0.12	1		10/09/15 04:21	10061-02-6	
Ethylbenzene	ND	ug/L	1.0	0.18	1		10/09/15 04:21	100-41-4	
2-Hexanone	ND	ug/L	10.0	1.2	1		10/09/15 04:21	591-78-6	
Methylene chloride	ND	ug/L	1.0	0.15	1		10/09/15 04:21	75-09-2	
4-Methyl-2-pentanone (MIBK)	ND	ug/L	10.0	0.42	1		10/09/15 04:21	108-10-1	
Styrene	ND	ug/L	1.0	0.12	1		10/09/15 04:21	100-42-5	
1,1,2,2-Tetrachloroethane	ND	ug/L	1.0	0.15	1		10/09/15 04:21	79-34-5	
Tetrachloroethene	ND	ug/L	1.0	0.10	1		10/09/15 04:21	127-18-4	
Toluene	ND	ug/L	1.0	0.17	1		10/09/15 04:21	108-88-3	
1,1,1-Trichloroethane	ND	ug/L	1.0	0.11	1		10/09/15 04:21	71-55-6	
1,1,2-Trichloroethane	ND	ug/L	1.0	0.20	1		10/09/15 04:21	79-00-5	
Trichloroethene	ND	ug/L	1.0	0.17	1		10/09/15 04:21	79-01-6	
Vinyl chloride	ND	ug/L	1.0	0.13	1		10/09/15 04:21	75-01-4	
Xylene (Total)	ND	ug/L	3.0	0.42	1		10/09/15 04:21	1330-20-7	
Surrogates									
4-Bromofluorobenzene (S)	97	%	80-120		1		10/09/15 04:21	460-00-4	
1,2-Dichloroethane-d4 (S)	96	%	80-120		1		10/09/15 04:21	17060-07-0	
Toluene-d8 (S)	103	%	80-120		1		10/09/15 04:21	2037-26-5	
Preservation pH	**1.0**		0.10	0.10	1		10/09/15 04:21		

REPORT OF LABORATORY ANALYSIS

This report shall not be reproduced, except in full,
without the written consent of Pace Analytical Services, Inc..

Pace Analytical Services, Inc.
9608 Loiret Blvd.
Lenexa, KS 66219
(913)599-5665

ANALYTICAL RESULTS

Project: Fort Smith, AR
Pace Project No.: 60204425

Sample: MW-68-201510 **Lab ID: 60204425027** Collected: 10/06/15 10:00 Received: 10/07/15 08:45 Matrix: Water

Parameters	Results	Units	Report Limit	MDL	DF	Prepared	Analyzed	CAS No.	Qual
2320B Alkalinity	Analytical Method: SM 2320B								
Alkalinity,Bicarbonate (CaCO3)	**12.8J**	mg/L	20.0	2.0	1		10/09/15 15:17		
Alkalinity, Carbonate (CaCO3)	ND	mg/L	20.0	2.0	1		10/09/15 15:17		
Alkalinity, Total as CaCO3	**12.8J**	mg/L	20.0	2.0	1		10/09/15 15:17		
Iron, Ferric (Calculation)	Analytical Method: SM 3500-Fe B#4								
Iron, Ferric	ND	mg/L	0.20		1		10/15/15 00:00	7439-89-6	
4500H+ pH, Electrometric	Analytical Method: SM 4500-H+B								
pH at 25 Degrees C	**5.0**	Std. Units	0.10	0.10	1		10/06/15 19:00		H6
4500S2D Sulfide, Total	Analytical Method: SM 4500-S-2 D								
Sulfide, Total	ND	mg/L	0.050	0.012	1		10/13/15 07:37	18496-25-8	
300.0 IC Anions 28 Days	Analytical Method: EPA 300.0								
Chloride	**309**	mg/L	20.0	10.0	20		10/11/15 19:44	16887-00-6	
Sulfate	**0.88J**	mg/L	1.0	0.24	1		10/11/15 19:28	14808-79-8	
350.1 Ammonia	Analytical Method: EPA 350.1								
Nitrogen, Ammonia	ND	mg/L	0.10	0.046	1		10/14/15 11:16	7664-41-7	
353.2 Nitrogen, NO2/NO3 unpres	Analytical Method: EPA 353.2								
Nitrogen, Nitrate	ND	mg/L	0.10	0.014	1		10/07/15 14:28		
Nitrogen, Nitrite	ND	mg/L	0.10	0.023	1		10/07/15 14:28		
Nitrogen, NO2 plus NO3	ND	mg/L	0.10	0.014	1		10/07/15 14:28		
365.4 Total Phosphorus	Analytical Method: EPA 365.4								
Phosphorus as PO4	ND	mg/L	0.31		1		10/15/15 11:38		
Total Carbon Dioxide Calc	Analytical Method: SM 4500-CO2 D								
Carbon Dioxide Calculation	ND	mg/L	20.0	20.0	1		10/16/15 00:00		
5310C TOC	Analytical Method: SM 5310C								
Total Organic Carbon	ND	mg/L	1.0	0.46	1		10/13/15 18:21	7440-44-0	

REPORT OF LABORATORY ANALYSIS

This report shall not be reproduced, except in full,
without the written consent of Pace Analytical Services, Inc..

Pace Analytical Services, Inc.
9608 Loiret Blvd.
Lenexa, KS 66219
(913)599-5665

ANALYTICAL RESULTS

Project: Fort Smith, AR
Pace Project No.: 60204425

Sample: MW-36R-201510 **Lab ID: 60204425028** Collected: 10/06/15 09:35 Received: 10/07/15 08:45 Matrix: Water

Parameters	Results	Units	Report Limit	MDL	DF	Prepared	Analyzed	CAS No.	Qual
Alcohol by Direct Inject GCFID	Analytical Method: EPA 8015 - Alcohol								
2-Chloroethanol	ND	ug/L	10000	1980	1		10/13/15 09:20	107-07-3	
6010 MET ICP	Analytical Method: EPA 6010 Preparation Method: EPA 3010								
Iron	**570**	ug/L	50.0	9.0	1	10/08/15 09:50	10/14/15 16:15	7439-89-6	
Manganese	**1560**	ug/L	5.0	2.4	1	10/08/15 09:50	10/14/15 16:15	7439-96-5	
8260 MSV	Analytical Method: EPA 5030B/8260								
Acetone	**25.7**	ug/L	10.0	1.9	1		10/12/15 16:10	67-64-1	L1
Benzene	**0.22J**	ug/L	1.0	0.060	1		10/12/15 16:10	71-43-2	
Bromodichloromethane	ND	ug/L	1.0	0.19	1		10/12/15 16:10	75-27-4	
Bromoform	**0.92J**	ug/L	1.0	0.070	1		10/12/15 16:10	75-25-2	
Bromomethane	**48.1**	ug/L	5.0	0.16	1		10/12/15 16:10	74-83-9	
2-Butanone (MEK)	ND	ug/L	10.0	0.59	1		10/12/15 16:10	78-93-3	
Carbon disulfide	**0.41J**	ug/L	5.0	0.12	1		10/12/15 16:10	75-15-0	
Carbon tetrachloride	ND	ug/L	1.0	0.18	1		10/12/15 16:10	56-23-5	
Chlorobenzene	ND	ug/L	1.0	0.21	1		10/12/15 16:10	108-90-7	
Chloroethane	ND	ug/L	1.0	0.15	1		10/12/15 16:10	75-00-3	
Chloroform	**0.94J**	ug/L	1.0	0.14	1		10/12/15 16:10	67-66-3	
Chloromethane	**45.4**	ug/L	1.0	0.080	1		10/12/15 16:10	74-87-3	
Dibromochloromethane	ND	ug/L	1.0	0.21	1		10/12/15 16:10	124-48-1	
1,1-Dichloroethane	ND	ug/L	1.0	0.050	1		10/12/15 16:10	75-34-3	
1,2-Dichloroethane	ND	ug/L	1.0	0.12	1		10/12/15 16:10	107-06-2	
1,1-Dichloroethene	ND	ug/L	1.0	0.20	1		10/12/15 16:10	75-35-4	
cis-1,2-Dichloroethene	ND	ug/L	1.0	0.080	1		10/12/15 16:10	156-59-2	
trans-1,2-Dichloroethene	ND	ug/L	1.0	0.20	1		10/12/15 16:10	156-60-5	
1,2-Dichloropropane	ND	ug/L	1.0	0.16	1		10/12/15 16:10	78-87-5	
cis-1,3-Dichloropropene	ND	ug/L	1.0	0.14	1		10/12/15 16:10	10061-01-5	
trans-1,3-Dichloropropene	ND	ug/L	1.0	0.12	1		10/12/15 16:10	10061-02-6	
Ethylbenzene	ND	ug/L	1.0	0.18	1		10/12/15 16:10	100-41-4	
2-Hexanone	ND	ug/L	10.0	1.2	1		10/12/15 16:10	591-78-6	
Methylene chloride	ND	ug/L	1.0	0.15	1		10/12/15 16:10	75-09-2	
4-Methyl-2-pentanone (MIBK)	ND	ug/L	10.0	0.42	1		10/12/15 16:10	108-10-1	
Styrene	ND	ug/L	1.0	0.12	1		10/12/15 16:10	100-42-5	
1,1,2,2-Tetrachloroethane	ND	ug/L	1.0	0.15	1		10/12/15 16:10	79-34-5	
Tetrachloroethene	ND	ug/L	1.0	0.10	1		10/12/15 16:10	127-18-4	
Toluene	ND	ug/L	1.0	0.17	1		10/12/15 16:10	108-88-3	
1,1,1-Trichloroethane	ND	ug/L	1.0	0.11	1		10/12/15 16:10	71-55-6	
1,1,2-Trichloroethane	ND	ug/L	1.0	0.20	1		10/12/15 16:10	79-00-5	
Trichloroethene	ND	ug/L	1.0	0.17	1		10/12/15 16:10	79-01-6	
Vinyl chloride	ND	ug/L	1.0	0.13	1		10/12/15 16:10	75-01-4	
Xylene (Total)	ND	ug/L	3.0	0.42	1		10/12/15 16:10	1330-20-7	
Surrogates									
4-Bromofluorobenzene (S)	98	%	80-120		1		10/12/15 16:10	460-00-4	
1,2-Dichloroethane-d4 (S)	102	%	80-120		1		10/12/15 16:10	17060-07-0	
Toluene-d8 (S)	100	%	80-120		1		10/12/15 16:10	2037-26-5	
Preservation pH	**2.0**		0.10	0.10	1		10/12/15 16:10		

REPORT OF LABORATORY ANALYSIS

This report shall not be reproduced, except in full,
without the written consent of Pace Analytical Services, Inc..

Pace Analytical Services, Inc.
9608 Loiret Blvd.
Lenexa, KS 66219
(913)599-5665

ANALYTICAL RESULTS

Project: Fort Smith, AR
Pace Project No.: 60204425

Sample: MW-36R-201510 **Lab ID: 60204425028** Collected: 10/06/15 09:35 Received: 10/07/15 08:45 Matrix: Water

Parameters	Results	Units	Report Limit	MDL	DF	Prepared	Analyzed	CAS No.	Qual
2320B Alkalinity	Analytical Method: SM 2320B								
Alkalinity,Bicarbonate (CaCO3)	ND	mg/L	20.0	2.0	1		10/09/15 15:28		
Alkalinity, Carbonate (CaCO3)	ND	mg/L	20.0	2.0	1		10/09/15 15:28		
Alkalinity, Total as CaCO3	ND	mg/L	20.0	2.0	1		10/09/15 15:28		
Iron, Ferric (Calculation)	Analytical Method: SM 3500-Fe B#4								
Iron, Ferric	**0.53**	mg/L	0.20		1		10/15/15 00:00	7439-89-6	
4500H+ pH, Electrometric	Analytical Method: SM 4500-H+B								
pH at 25 Degrees C	**4.2**	Std. Units	0.10	0.10	1		10/06/15 19:00		H6
4500S2D Sulfide, Total	Analytical Method: SM 4500-S-2 D								
Sulfide, Total	ND	mg/L	0.050	0.012	1		10/13/15 07:39	18496-25-8	
300.0 IC Anions 28 Days	Analytical Method: EPA 300.0								
Chloride	**199**	mg/L	20.0	10.0	20		10/12/15 14:17	16887-00-6	
Sulfate	**2060**	mg/L	200	47.3	200		10/13/15 02:06	14808-79-8	
350.1 Ammonia	Analytical Method: EPA 350.1								
Nitrogen, Ammonia	**0.16**	mg/L	0.10	0.046	1		10/14/15 11:22	7664-41-7	
353.2 Nitrogen, NO2/NO3 unpres	Analytical Method: EPA 353.2								
Nitrogen, Nitrate	**1.1**	mg/L	0.10	0.014	1		10/07/15 13:59		
Nitrogen, Nitrite	ND	mg/L	0.10	0.023	1		10/07/15 13:59		
Nitrogen, NO2 plus NO3	**1.1**	mg/L	0.10	0.014	1		10/07/15 13:59		
365.4 Total Phosphorus	Analytical Method: EPA 365.4								
Phosphorus as PO4	ND	mg/L	0.31		1		10/15/15 11:40		
Total Carbon Dioxide Calc	Analytical Method: SM 4500-CO2 D								
Carbon Dioxide Calculation	ND	mg/L	20.0	20.0	1		10/16/15 00:00		
5310C TOC	Analytical Method: SM 5310C								
Total Organic Carbon	**1.1**	mg/L	1.0	0.46	1		10/13/15 18:34	7440-44-0	

REPORT OF LABORATORY ANALYSIS

This report shall not be reproduced, except in full,
without the written consent of Pace Analytical Services, Inc..

Pace Analytical Services, Inc.
9608 Loiret Blvd.
Lenexa, KS 66219
(913)599-5665

ANALYTICAL RESULTS

Project: Fort Smith, AR
Pace Project No.: 60204425

Sample: TB-10-201510 **Lab ID: 60204425029** Collected: 10/06/15 08:00 Received: 10/07/15 08:45 Matrix: Water

Parameters	Results	Units	Report Limit	MDL	DF	Prepared	Analyzed	CAS No.	Qual
8260 MSV	Analytical Method: EPA 5030B/8260								
Acetone	ND	ug/L	10.0	1.9	1		10/09/15 03:52	67-64-1	
Benzene	ND	ug/L	1.0	0.060	1		10/09/15 03:52	71-43-2	
Bromodichloromethane	ND	ug/L	1.0	0.19	1		10/09/15 03:52	75-27-4	
Bromoform	ND	ug/L	1.0	0.070	1		10/09/15 03:52	75-25-2	
Bromomethane	ND	ug/L	5.0	0.16	1		10/09/15 03:52	74-83-9	
2-Butanone (MEK)	ND	ug/L	10.0	0.59	1		10/09/15 03:52	78-93-3	
Carbon disulfide	ND	ug/L	5.0	0.12	1		10/09/15 03:52	75-15-0	
Carbon tetrachloride	ND	ug/L	1.0	0.18	1		10/09/15 03:52	56-23-5	
Chlorobenzene	ND	ug/L	1.0	0.21	1		10/09/15 03:52	108-90-7	
Chloroethane	ND	ug/L	1.0	0.15	1		10/09/15 03:52	75-00-3	
Chloroform	**0.25J**	ug/L	1.0	0.14	1		10/09/15 03:52	67-66-3	
Chloromethane	**0.092J**	ug/L	1.0	0.080	1		10/09/15 03:52	74-87-3	B
Dibromochloromethane	ND	ug/L	1.0	0.21	1		10/09/15 03:52	124-48-1	
1,1-Dichloroethane	ND	ug/L	1.0	0.050	1		10/09/15 03:52	75-34-3	
1,2-Dichloroethane	ND	ug/L	1.0	0.12	1		10/09/15 03:52	107-06-2	
1,1-Dichloroethene	ND	ug/L	1.0	0.20	1		10/09/15 03:52	75-35-4	
cis-1,2-Dichloroethene	ND	ug/L	1.0	0.080	1		10/09/15 03:52	156-59-2	
trans-1,2-Dichloroethene	ND	ug/L	1.0	0.20	1		10/09/15 03:52	156-60-5	
1,2-Dichloropropane	ND	ug/L	1.0	0.16	1		10/09/15 03:52	78-87-5	
cis-1,3-Dichloropropene	ND	ug/L	1.0	0.14	1		10/09/15 03:52	10061-01-5	
trans-1,3-Dichloropropene	ND	ug/L	1.0	0.12	1		10/09/15 03:52	10061-02-6	
Ethylbenzene	ND	ug/L	1.0	0.18	1		10/09/15 03:52	100-41-4	
2-Hexanone	ND	ug/L	10.0	1.2	1		10/09/15 03:52	591-78-6	
Methylene chloride	ND	ug/L	1.0	0.15	1		10/09/15 03:52	75-09-2	
4-Methyl-2-pentanone (MIBK)	ND	ug/L	10.0	0.42	1		10/09/15 03:52	108-10-1	
Styrene	ND	ug/L	1.0	0.12	1		10/09/15 03:52	100-42-5	
1,1,2,2-Tetrachloroethane	ND	ug/L	1.0	0.15	1		10/09/15 03:52	79-34-5	
Tetrachloroethene	ND	ug/L	1.0	0.10	1		10/09/15 03:52	127-18-4	
Toluene	ND	ug/L	1.0	0.17	1		10/09/15 03:52	108-88-3	
1,1,1-Trichloroethane	ND	ug/L	1.0	0.11	1		10/09/15 03:52	71-55-6	
1,1,2-Trichloroethane	ND	ug/L	1.0	0.20	1		10/09/15 03:52	79-00-5	
Trichloroethene	ND	ug/L	1.0	0.17	1		10/09/15 03:52	79-01-6	
Vinyl chloride	ND	ug/L	1.0	0.13	1		10/09/15 03:52	75-01-4	
Xylene (Total)	ND	ug/L	3.0	0.42	1		10/09/15 03:52	1330-20-7	
Surrogates									
4-Bromofluorobenzene (S)	97	%	80-120		1		10/09/15 03:52	460-00-4	
1,2-Dichloroethane-d4 (S)	98	%	80-120		1		10/09/15 03:52	17060-07-0	
Toluene-d8 (S)	103	%	80-120		1		10/09/15 03:52	2037-26-5	
Preservation pH	**1.0**		0.10	0.10	1		10/09/15 03:52		

REPORT OF LABORATORY ANALYSIS

This report shall not be reproduced, except in full,
without the written consent of Pace Analytical Services, Inc..

Pace Analytical Services, Inc.
9608 Loiret Blvd.
Lenexa, KS 66219
(913)599-5665

QUALITY CONTROL DATA

Project: Fort Smith, AR
Pace Project No.: 60204425

QC Batch: GCSV/4447 Analysis Method: EPA 8015 - Alcohol
QC Batch Method: EPA 8015 - Alcohol Analysis Description: Alcohol by Direct Inject GCFID
Associated Lab Samples: 60204425001, 60204425002, 60204425003, 60204425005, 60204425006, 60204425007, 60204425008, 60204425010, 60204425011, 60204425012

METHOD BLANK: 170625 Matrix: Water
Associated Lab Samples:

Parameter	Units	Blank Result	Reporting Limit	Analyzed	Qualifiers
2-Chloroethanol	ug/L	ND	10000	10/12/15 10:43	

LABORATORY CONTROL SAMPLE: 170626

Parameter	Units	Spike Conc.	LCS Result	LCS % Rec	% Rec Limits	Qualifiers
2-Chloroethanol	ug/L	100000	94100	94	40-140	

MATRIX SPIKE & MATRIX SPIKE DUPLICATE: 170627 170628

Parameter	Units	60204425003 Result	MS Spike Conc.	MSD Spike Conc.	MS Result	MSD Result	MS % Rec	MSD % Rec	% Rec Limits	RPD	Max RPD	Qual
2-Chloroethanol	ug/L	ND	100000	100000	98900	102000	99	102	40-140	3	40	

Results presented on this page are in the units indicated by the "Units" column except where an alternate unit is presented to the right of the result.

REPORT OF LABORATORY ANALYSIS

This report shall not be reproduced, except in full,
without the written consent of Pace Analytical Services, Inc..

Pace Analytical Services, Inc.
9608 Loiret Blvd.
Lenexa, KS 66219
(913)599-5665

QUALITY CONTROL DATA

Project: Fort Smith, AR
Pace Project No.: 60204425

QC Batch: GCSV/4450 Analysis Method: EPA 8015 - Alcohol
QC Batch Method: EPA 8015 - Alcohol Analysis Description: Alcohol by Direct Inject GCFID
Associated Lab Samples: 60204425013, 60204425016, 60204425017, 60204425019, 60204425020, 60204425023, 60204425024, 60204425025, 60204425026, 60204425027, 60204425028

METHOD BLANK: 170645 Matrix: Water
Associated Lab Samples:

Parameter	Units	Blank Result	Reporting Limit	Analyzed	Qualifiers
2-Chloroethanol	ug/L	ND	10000	10/12/15 13:49	

LABORATORY CONTROL SAMPLE: 170646

Parameter	Units	Spike Conc.	LCS Result	LCS % Rec	% Rec Limits	Qualifiers
2-Chloroethanol	ug/L	100000	95200	95	40-140	

MATRIX SPIKE & MATRIX SPIKE DUPLICATE: 170647 170648

Parameter	Units	60204563001 Result	MS Spike Conc.	MSD Spike Conc.	MS Result	MSD Result	MS % Rec	MSD % Rec	% Rec Limits	RPD	Max RPD	Qual
2-Chloroethanol	ug/L	ND	100000	100000	102000	101000	102	101	40-140	0	40	

Results presented on this page are in the units indicated by the "Units" column except where an alternate unit is presented to the right of the result.

REPORT OF LABORATORY ANALYSIS

This report shall not be reproduced, except in full,
without the written consent of Pace Analytical Services, Inc..

Pace Analytical Services, Inc.
9608 Loiret Blvd.
Lenexa, KS 66219
(913)599-5665

QUALITY CONTROL DATA

Project: Fort Smith, AR
Pace Project No.: 60204425

QC Batch: MPRP/33448 Analysis Method: EPA 6010
QC Batch Method: EPA 3010 Analysis Description: 6010 MET
Associated Lab Samples: 60204425001, 60204425002, 60204425003, 60204425005, 60204425006, 60204425007, 60204425008, 60204425010, 60204425011, 60204425012, 60204425013, 60204425016, 60204425017, 60204425019, 60204425020, 60204425023, 60204425024, 60204425025, 60204425026, 60204425027

METHOD BLANK: 1646311 Matrix: Water
Associated Lab Samples: 60204425001, 60204425002, 60204425003, 60204425005, 60204425006, 60204425007, 60204425008, 60204425010, 60204425011, 60204425012, 60204425013, 60204425016, 60204425017, 60204425019, 60204425020, 60204425023, 60204425024, 60204425025, 60204425026, 60204425027

Parameter	Units	Blank Result	Reporting Limit	Analyzed	Qualifiers
Iron	ug/L	ND	50.0	10/09/15 16:16	
Manganese	ug/L	ND	5.0	10/09/15 16:16	

LABORATORY CONTROL SAMPLE: 1646312

Parameter	Units	Spike Conc.	LCS Result	LCS % Rec	% Rec Limits	Qualifiers
Iron	ug/L	10000	9800	98	80-120	
Manganese	ug/L	1000	996	100	80-120	

MATRIX SPIKE & MATRIX SPIKE DUPLICATE: 1646313 1646314

Parameter	Units	60204425003 Result	MS Spike Conc.	MSD Spike Conc.	MS Result	MSD Result	MS % Rec	MSD % Rec	% Rec Limits	RPD	Max RPD	Qual
Iron	ug/L	1810	10000	10000	11400	11200	96	94	75-125	2	20	
Manganese	ug/L	5360	1000	1000	6290	6110	93	75	75-125	3	20	

Results presented on this page are in the units indicated by the "Units" column except where an alternate unit is presented to the right of the result.

REPORT OF LABORATORY ANALYSIS

This report shall not be reproduced, except in full,
without the written consent of Pace Analytical Services, Inc..

Pace Analytical Services, Inc.
9608 Loiret Blvd.
Lenexa, KS 66219
(913)599-5665

QUALITY CONTROL DATA

Project: Fort Smith, AR
Pace Project No.: 60204425

QC Batch: MPRP/33449
QC Batch Method: EPA 3010
Analysis Method: EPA 6010
Analysis Description: 6010 MET
Associated Lab Samples: 60204425028

METHOD BLANK: 1646321
Matrix: Water
Associated Lab Samples: 60204425028

Parameter	Units	Blank Result	Reporting Limit	Analyzed	Qualifiers
Iron	ug/L	ND	50.0	10/14/15 16:11	
Manganese	ug/L	ND	5.0	10/14/15 16:11	

LABORATORY CONTROL SAMPLE: 1646322

Parameter	Units	Spike Conc.	LCS Result	LCS % Rec	% Rec Limits	Qualifiers
Iron	ug/L	10000	9770	98	80-120	
Manganese	ug/L	1000	1000	100	80-120	

MATRIX SPIKE & MATRIX SPIKE DUPLICATE: 1646323 1646324

Parameter	Units	60204425028 Result	MS Spike Conc.	MSD Spike Conc.	MS Result	MSD Result	MS % Rec	MSD % Rec	% Rec Limits	RPD	Max RPD	Qual
Iron	ug/L	570	10000	10000	9030	9350	85	88	75-125	3	20	
Manganese	ug/L	1560	1000	1000	2460	2480	90	92	75-125	1	20	

Results presented on this page are in the units indicated by the "Units" column except where an alternate unit is presented to the right of the result.

REPORT OF LABORATORY ANALYSIS

This report shall not be reproduced, except in full,
without the written consent of Pace Analytical Services, Inc..

Pace Analytical Services, Inc.
9608 Loiret Blvd.
Lenexa, KS 66219
(913)599-5665

QUALITY CONTROL DATA

Project: Fort Smith, AR
Pace Project No.: 60204425

QC Batch: MSV/72134 Analysis Method: EPA 5030B/8260
QC Batch Method: EPA 5030B/8260 Analysis Description: 8260 MSV Water 10 mL Purge
Associated Lab Samples: 60204425001, 60204425002, 60204425003

METHOD BLANK: 1646422 Matrix: Water
Associated Lab Samples: 60204425001, 60204425002, 60204425003

Parameter	Units	Blank Result	Reporting Limit	Analyzed	Qualifiers
1,1,1-Trichloroethane	ug/L	ND	1.0	10/08/15 15:08	
1,1,2,2-Tetrachloroethane	ug/L	ND	1.0	10/08/15 15:08	
1,1,2-Trichloroethane	ug/L	ND	1.0	10/08/15 15:08	
1,1-Dichloroethane	ug/L	ND	1.0	10/08/15 15:08	
1,1-Dichloroethene	ug/L	ND	1.0	10/08/15 15:08	
1,2-Dichloroethane	ug/L	ND	1.0	10/08/15 15:08	
1,2-Dichloropropane	ug/L	ND	1.0	10/08/15 15:08	
2-Butanone (MEK)	ug/L	ND	10.0	10/08/15 15:08	
2-Hexanone	ug/L	ND	10.0	10/08/15 15:08	
4-Methyl-2-pentanone (MIBK)	ug/L	ND	10.0	10/08/15 15:08	
Acetone	ug/L	ND	10.0	10/08/15 15:08	
Benzene	ug/L	ND	1.0	10/08/15 15:08	
Bromodichloromethane	ug/L	ND	1.0	10/08/15 15:08	
Bromoform	ug/L	ND	1.0	10/08/15 15:08	
Bromomethane	ug/L	ND	5.0	10/08/15 15:08	
Carbon disulfide	ug/L	ND	5.0	10/08/15 15:08	
Carbon tetrachloride	ug/L	ND	1.0	10/08/15 15:08	
Chlorobenzene	ug/L	ND	1.0	10/08/15 15:08	
Chloroethane	ug/L	ND	1.0	10/08/15 15:08	
Chloroform	ug/L	ND	1.0	10/08/15 15:08	
Chloromethane	ug/L	0.11J	1.0	10/08/15 15:08	
cis-1,2-Dichloroethene	ug/L	ND	1.0	10/08/15 15:08	
cis-1,3-Dichloropropene	ug/L	ND	1.0	10/08/15 15:08	
Dibromochloromethane	ug/L	ND	1.0	10/08/15 15:08	
Ethylbenzene	ug/L	ND	1.0	10/08/15 15:08	
Methylene chloride	ug/L	ND	1.0	10/08/15 15:08	
Styrene	ug/L	ND	1.0	10/08/15 15:08	
Tetrachloroethene	ug/L	ND	1.0	10/08/15 15:08	
Toluene	ug/L	ND	1.0	10/08/15 15:08	
trans-1,2-Dichloroethene	ug/L	ND	1.0	10/08/15 15:08	
trans-1,3-Dichloropropene	ug/L	ND	1.0	10/08/15 15:08	
Trichloroethene	ug/L	0.21J	1.0	10/08/15 15:08	
Vinyl chloride	ug/L	ND	1.0	10/08/15 15:08	
Xylene (Total)	ug/L	ND	3.0	10/08/15 15:08	
1,2-Dichloroethane-d4 (S)	%	96	80-120	10/08/15 15:08	
4-Bromofluorobenzene (S)	%	98	80-120	10/08/15 15:08	
Toluene-d8 (S)	%	97	80-120	10/08/15 15:08	

Results presented on this page are in the units indicated by the "Units" column except where an alternate unit is presented to the right of the result.

REPORT OF LABORATORY ANALYSIS

This report shall not be reproduced, except in full,
without the written consent of Pace Analytical Services, Inc..

Pace Analytical Services, Inc.
9608 Loiret Blvd.
Lenexa, KS 66219
(913)599-5665

QUALITY CONTROL DATA

Project: Fort Smith, AR
Pace Project No.: 60204425

LABORATORY CONTROL SAMPLE: 1646423

Parameter	Units	Spike Conc.	LCS Result	LCS % Rec	% Rec Limits	Qualifiers
1,1,1-Trichloroethane	ug/L	20	19.2	96	80-120	
1,1,2,2-Tetrachloroethane	ug/L	20	18.1	90	73-121	
1,1,2-Trichloroethane	ug/L	20	18.7	94	80-120	
1,1-Dichloroethane	ug/L	20	20.5	103	80-120	
1,1-Dichloroethene	ug/L	20	19.3	96	80-120	
1,2-Dichloroethane	ug/L	20	19.2	96	81-120	
1,2-Dichloropropane	ug/L	20	20.1	101	80-120	
2-Butanone (MEK)	ug/L	100	115	115	67-122	
2-Hexanone	ug/L	100	109	109	75-121	
4-Methyl-2-pentanone (MIBK)	ug/L	100	101	101	76-120	
Acetone	ug/L	100	118	118	72-120	
Benzene	ug/L	20	20.8	104	80-120	
Bromodichloromethane	ug/L	20	19.3	96	80-120	
Bromoform	ug/L	20	19.2	96	73-138	
Bromomethane	ug/L	20	23.9	119	38-137	
Carbon disulfide	ug/L	20	21.5	107	71-129	
Carbon tetrachloride	ug/L	20	19.2	96	67-146	
Chlorobenzene	ug/L	20	19.1	96	80-120	
Chloroethane	ug/L	20	21.3	107	76-120	
Chloroform	ug/L	20	18.7	93	80-120	
Chloromethane	ug/L	20	20.3	102	34-165	
cis-1,2-Dichloroethene	ug/L	20	19.8	99	80-120	
cis-1,3-Dichloropropene	ug/L	20	19.2	96	80-120	
Dibromochloromethane	ug/L	20	20.1	101	80-126	
Ethylbenzene	ug/L	20	19.9	99	80-120	
Methylene chloride	ug/L	20	20.4	102	80-120	
Styrene	ug/L	20	20.4	102	80-123	
Tetrachloroethene	ug/L	20	19.4	97	80-123	
Toluene	ug/L	20	19.3	96	80-120	
trans-1,2-Dichloroethene	ug/L	20	19.6	98	80-120	
trans-1,3-Dichloropropene	ug/L	20	19.5	98	80-129	
Trichloroethene	ug/L	20	18.7	94	80-120	
Vinyl chloride	ug/L	20	20.3	102	62-125	
Xylene (Total)	ug/L	60	58.8	98	80-120	
1,2-Dichloroethane-d4 (S)	%			97	80-120	
4-Bromofluorobenzene (S)	%			99	80-120	
Toluene-d8 (S)	%			100	80-120	

MATRIX SPIKE & MATRIX SPIKE DUPLICATE: 1646424 1646425

Parameter	Units	60204425003 Result	MS Spike Conc.	MSD Spike Conc.	MS Result	MSD Result	MS % Rec	MSD % Rec	% Rec Limits	RPD	Max RPD	Qual
1,1,1-Trichloroethane	ug/L	ND	20	20	21.2	20.8	106	104	88-124	2	9	
1,1,2,2-Tetrachloroethane	ug/L	ND	20	20	18.5	19.1	92	96	78-116	3	13	
1,1,2-Trichloroethane	ug/L	ND	20	20	18.6	18.9	93	94	84-112	2	10	

Results presented on this page are in the units indicated by the "Units" column except where an alternate unit is presented to the right of the result.

REPORT OF LABORATORY ANALYSIS

This report shall not be reproduced, except in full,
without the written consent of Pace Analytical Services, Inc..

Pace Analytical Services, Inc.
9608 Loiret Blvd.
Lenexa, KS 66219
(913)599-5665

QUALITY CONTROL DATA

Project: Fort Smith, AR
Pace Project No.: 60204425

MATRIX SPIKE & MATRIX SPIKE DUPLICATE: 1646424 1646425

Parameter	Units	60204425003 Result	MS Spike Conc.	MSD Spike Conc.	MS Result	MSD Result	MS % Rec	MSD % Rec	% Rec Limits	RPD	Max RPD	Qual
1,1-Dichloroethane	ug/L	ND	20	20	21.3	21.3	107	107	82-121	0	9	
1,1-Dichloroethene	ug/L	ND	20	20	21.0	21.1	105	105	78-124	0	12	
1,2-Dichloroethane	ug/L	ND	20	20	19.5	19.2	98	96	79-121	2	12	
1,2-Dichloropropane	ug/L	ND	20	20	20.1	20.4	101	102	82-119	1	10	
2-Butanone (MEK)	ug/L	ND	100	100	83.1	83.9	83	84	66-114	1	13	
2-Hexanone	ug/L	ND	100	100	88.2	89.5	88	90	71-116	2	13	
4-Methyl-2-pentanone (MIBK)	ug/L	ND	100	100	104	105	104	105	72-122	1	12	
Acetone	ug/L	ND	100	100	62.7	65.2	61	64	65-113	4	27	M1
Benzene	ug/L	ND	20	20	21.6	21.7	108	109	46-155	0	13	
Bromodichloromethane	ug/L	ND	20	20	19.9	19.8	100	99	77-127	1	10	
Bromoform	ug/L	ND	20	20	19.2	19.5	96	98	70-125	2	11	
Bromomethane	ug/L	ND	20	20	21.5	21.0	107	105	41-140	2	30	
Carbon disulfide	ug/L	0.22J	20	20	23.9	23.6	118	117	68-140	1	10	
Carbon tetrachloride	ug/L	ND	20	20	20.9	20.7	104	103	68-147	1	11	
Chlorobenzene	ug/L	ND	20	20	19.6	20.1	98	100	83-121	3	9	
Chloroethane	ug/L	ND	20	20	28.0	27.2	140	136	69-126	3	19	M1
Chloroform	ug/L	1.3	20	20	20.1	20.5	94	96	86-119	2	9	
Chloromethane	ug/L	ND	20	20	19.8	20.2	99	101	23-168	2	49	
cis-1,2-Dichloroethene	ug/L	0.53J	20	20	20.9	21.0	102	102	85-117	0	10	
cis-1,3-Dichloropropene	ug/L	ND	20	20	19.3	19.6	97	98	74-115	1	12	
Dibromochloromethane	ug/L	ND	20	20	19.5	19.2	97	96	65-134	1	11	
Ethylbenzene	ug/L	ND	20	20	20.5	20.8	102	104	51-148	2	14	
Methylene chloride	ug/L	ND	20	20	20.4	21.3	102	106	75-118	4	11	
Styrene	ug/L	ND	20	20	20.7	21.3	104	106	17-174	3	10	
Tetrachloroethene	ug/L	ND	20	20	20.6	20.7	103	103	78-127	1	9	
Toluene	ug/L	ND	20	20	20.4	20.4	102	102	47-149	0	16	
trans-1,2-Dichloroethene	ug/L	ND	20	20	20.3	20.5	101	102	84-119	1	12	
trans-1,3-Dichloropropene	ug/L	ND	20	20	19.7	19.4	98	97	71-120	1	10	
Trichloroethene	ug/L	4.4	20	20	22.7	23.3	92	95	70-135	3	10	
Vinyl chloride	ug/L	0.14J	20	20	21.2	20.8	105	103	58-130	2	11	
Xylene (Total)	ug/L	ND	60	60	60.1	61.9	100	103	39-158	3	15	
1,2-Dichloroethane-d4 (S)	%						98	96	80-120			
4-Bromofluorobenzene (S)	%						98	97	80-120			
Toluene-d8 (S)	%						97	98	80-120			
Preservation pH		1.0			1.0	1.0				0		

Results presented on this page are in the units indicated by the "Units" column except where an alternate unit is presented to the right of the result.

REPORT OF LABORATORY ANALYSIS

This report shall not be reproduced, except in full,
without the written consent of Pace Analytical Services, Inc..

Pace Analytical Services, Inc.
9608 Loiret Blvd.
Lenexa, KS 66219
(913)599-5665

QUALITY CONTROL DATA

Project: Fort Smith, AR
Pace Project No.: 60204425

QC Batch: MSV/72135 Analysis Method: EPA 5030B/8260
QC Batch Method: EPA 5030B/8260 Analysis Description: 8260 MSV Water 10 mL Purge
Associated Lab Samples: 60204425004, 60204425007, 60204425008, 60204425009, 60204425010, 60204425011, 60204425012, 60204425013, 60204425014, 60204425015, 60204425016, 60204425017, 60204425018, 60204425019, 60204425020, 60204425021, 60204425022, 60204425023

METHOD BLANK: 1646426 Matrix: Water
Associated Lab Samples: 60204425004, 60204425007, 60204425008, 60204425009, 60204425010, 60204425011, 60204425012, 60204425013, 60204425014, 60204425015, 60204425016, 60204425017, 60204425018, 60204425019, 60204425020, 60204425021, 60204425022, 60204425023

Parameter	Units	Blank Result	Reporting Limit	Analyzed	Qualifiers
1,1,1-Trichloroethane	ug/L	ND	1.0	10/08/15 20:54	
1,1,2,2-Tetrachloroethane	ug/L	ND	1.0	10/08/15 20:54	
1,1,2-Trichloroethane	ug/L	ND	1.0	10/08/15 20:54	
1,1-Dichloroethane	ug/L	ND	1.0	10/08/15 20:54	
1,1-Dichloroethene	ug/L	ND	1.0	10/08/15 20:54	
1,2-Dichloroethane	ug/L	ND	1.0	10/08/15 20:54	
1,2-Dichloropropane	ug/L	ND	1.0	10/08/15 20:54	
2-Butanone (MEK)	ug/L	ND	10.0	10/08/15 20:54	
2-Hexanone	ug/L	ND	10.0	10/08/15 20:54	
4-Methyl-2-pentanone (MIBK)	ug/L	ND	10.0	10/08/15 20:54	
Acetone	ug/L	ND	10.0	10/08/15 20:54	
Benzene	ug/L	ND	1.0	10/08/15 20:54	
Bromodichloromethane	ug/L	ND	1.0	10/08/15 20:54	
Bromoform	ug/L	ND	1.0	10/08/15 20:54	
Bromomethane	ug/L	ND	5.0	10/08/15 20:54	
Carbon disulfide	ug/L	ND	5.0	10/08/15 20:54	
Carbon tetrachloride	ug/L	ND	1.0	10/08/15 20:54	
Chlorobenzene	ug/L	ND	1.0	10/08/15 20:54	
Chloroethane	ug/L	ND	1.0	10/08/15 20:54	
Chloroform	ug/L	ND	1.0	10/08/15 20:54	
Chloromethane	ug/L	0.18J	1.0	10/08/15 20:54	
cis-1,2-Dichloroethene	ug/L	ND	1.0	10/08/15 20:54	
cis-1,3-Dichloropropene	ug/L	ND	1.0	10/08/15 20:54	
Dibromochloromethane	ug/L	ND	1.0	10/08/15 20:54	
Ethylbenzene	ug/L	ND	1.0	10/08/15 20:54	
Methylene chloride	ug/L	ND	1.0	10/08/15 20:54	
Styrene	ug/L	ND	1.0	10/08/15 20:54	
Tetrachloroethene	ug/L	ND	1.0	10/08/15 20:54	
Toluene	ug/L	ND	1.0	10/08/15 20:54	
trans-1,2-Dichloroethene	ug/L	ND	1.0	10/08/15 20:54	
trans-1,3-Dichloropropene	ug/L	ND	1.0	10/08/15 20:54	
Trichloroethene	ug/L	ND	1.0	10/08/15 20:54	
Vinyl chloride	ug/L	ND	1.0	10/08/15 20:54	
Xylene (Total)	ug/L	ND	3.0	10/08/15 20:54	
1,2-Dichloroethane-d4 (S)	%	99	80-120	10/08/15 20:54	
4-Bromofluorobenzene (S)	%	98	80-120	10/08/15 20:54	
Toluene-d8 (S)	%	99	80-120	10/08/15 20:54	

Results presented on this page are in the units indicated by the "Units" column except where an alternate unit is presented to the right of the result.

REPORT OF LABORATORY ANALYSIS

This report shall not be reproduced, except in full,
without the written consent of Pace Analytical Services, Inc..

Pace Analytical Services, Inc.
9608 Loiret Blvd.
Lenexa, KS 66219
(913)599-5665

QUALITY CONTROL DATA

Project: Fort Smith, AR
Pace Project No.: 60204425

LABORATORY CONTROL SAMPLE: 1646427

Parameter	Units	Spike Conc.	LCS Result	LCS % Rec	% Rec Limits	Qualifiers
1,1,1-Trichloroethane	ug/L	20	19.0	95	80-120	
1,1,2,2-Tetrachloroethane	ug/L	20	17.3	87	73-121	
1,1,2-Trichloroethane	ug/L	20	17.6	88	80-120	
1,1-Dichloroethane	ug/L	20	19.4	97	80-120	
1,1-Dichloroethene	ug/L	20	19.0	95	80-120	
1,2-Dichloroethane	ug/L	20	18.8	94	81-120	
1,2-Dichloropropane	ug/L	20	18.8	94	80-120	
2-Butanone (MEK)	ug/L	100	121	121	67-122	
2-Hexanone	ug/L	100	115	115	75-121	
4-Methyl-2-pentanone (MIBK)	ug/L	100	101	101	76-120	
Acetone	ug/L	100	132	132	72-120	L0
Benzene	ug/L	20	20.0	100	80-120	
Bromodichloromethane	ug/L	20	18.9	94	80-120	
Bromoform	ug/L	20	18.3	92	73-138	
Bromomethane	ug/L	20	23.3	117	38-137	
Carbon disulfide	ug/L	20	21.2	106	71-129	
Carbon tetrachloride	ug/L	20	18.5	92	67-146	
Chlorobenzene	ug/L	20	18.6	93	80-120	
Chloroethane	ug/L	20	20.5	103	76-120	
Chloroform	ug/L	20	18.1	90	80-120	
Chloromethane	ug/L	20	20.5	103	34-165	
cis-1,2-Dichloroethene	ug/L	20	19.0	95	80-120	
cis-1,3-Dichloropropene	ug/L	20	19.5	97	80-120	
Dibromochloromethane	ug/L	20	18.8	94	80-126	
Ethylbenzene	ug/L	20	19.4	97	80-120	
Methylene chloride	ug/L	20	20.2	101	80-120	
Styrene	ug/L	20	19.8	99	80-123	
Tetrachloroethene	ug/L	20	18.5	93	80-123	
Toluene	ug/L	20	18.8	94	80-120	
trans-1,2-Dichloroethene	ug/L	20	18.6	93	80-120	
trans-1,3-Dichloropropene	ug/L	20	18.4	92	80-129	
Trichloroethene	ug/L	20	18.1	90	80-120	
Vinyl chloride	ug/L	20	20.4	102	62-125	
Xylene (Total)	ug/L	60	56.6	94	80-120	
1,2-Dichloroethane-d4 (S)	%			98	80-120	
4-Bromofluorobenzene (S)	%			97	80-120	
Toluene-d8 (S)	%			99	80-120	

Results presented on this page are in the units indicated by the "Units" column except where an alternate unit is presented to the right of the result.

REPORT OF LABORATORY ANALYSIS

This report shall not be reproduced, except in full,
without the written consent of Pace Analytical Services, Inc..

Pace Analytical Services, Inc.
9608 Loiret Blvd.
Lenexa, KS 66219
(913)599-5665

QUALITY CONTROL DATA

Project: Fort Smith, AR
Pace Project No.: 60204425

QC Batch: MSV/72146 Analysis Method: EPA 5030B/8260
QC Batch Method: EPA 5030B/8260 Analysis Description: 8260 MSV Water 10 mL Purge
Associated Lab Samples: 60204425025, 60204425027, 60204425029

METHOD BLANK: 1646653 Matrix: Water
Associated Lab Samples: 60204425025, 60204425027, 60204425029

Parameter	Units	Blank Result	Reporting Limit	Analyzed	Qualifiers
1,1,1-Trichloroethane	ug/L	ND	1.0	10/09/15 02:54	
1,1,2,2-Tetrachloroethane	ug/L	ND	1.0	10/09/15 02:54	
1,1,2-Trichloroethane	ug/L	ND	1.0	10/09/15 02:54	
1,1-Dichloroethane	ug/L	ND	1.0	10/09/15 02:54	
1,1-Dichloroethene	ug/L	ND	1.0	10/09/15 02:54	
1,2-Dichloroethane	ug/L	ND	1.0	10/09/15 02:54	
1,2-Dichloropropane	ug/L	ND	1.0	10/09/15 02:54	
2-Butanone (MEK)	ug/L	ND	10.0	10/09/15 02:54	
2-Hexanone	ug/L	ND	10.0	10/09/15 02:54	
4-Methyl-2-pentanone (MIBK)	ug/L	ND	10.0	10/09/15 02:54	
Acetone	ug/L	ND	10.0	10/09/15 02:54	
Benzene	ug/L	ND	1.0	10/09/15 02:54	
Bromodichloromethane	ug/L	ND	1.0	10/09/15 02:54	
Bromoform	ug/L	0.14J	1.0	10/09/15 02:54	
Bromomethane	ug/L	ND	5.0	10/09/15 02:54	
Carbon disulfide	ug/L	ND	5.0	10/09/15 02:54	
Carbon tetrachloride	ug/L	ND	1.0	10/09/15 02:54	
Chlorobenzene	ug/L	ND	1.0	10/09/15 02:54	
Chloroethane	ug/L	ND	1.0	10/09/15 02:54	
Chloroform	ug/L	ND	1.0	10/09/15 02:54	
Chloromethane	ug/L	0.17J	1.0	10/09/15 02:54	
cis-1,2-Dichloroethene	ug/L	ND	1.0	10/09/15 02:54	
cis-1,3-Dichloropropene	ug/L	ND	1.0	10/09/15 02:54	
Dibromochloromethane	ug/L	ND	1.0	10/09/15 02:54	
Ethylbenzene	ug/L	ND	1.0	10/09/15 02:54	
Methylene chloride	ug/L	ND	1.0	10/09/15 02:54	
Styrene	ug/L	ND	1.0	10/09/15 02:54	
Tetrachloroethene	ug/L	ND	1.0	10/09/15 02:54	
Toluene	ug/L	ND	1.0	10/09/15 02:54	
trans-1,2-Dichloroethene	ug/L	ND	1.0	10/09/15 02:54	
trans-1,3-Dichloropropene	ug/L	ND	1.0	10/09/15 02:54	
Trichloroethene	ug/L	ND	1.0	10/09/15 02:54	
Vinyl chloride	ug/L	ND	1.0	10/09/15 02:54	
Xylene (Total)	ug/L	ND	3.0	10/09/15 02:54	
1,2-Dichloroethane-d4 (S)	%	99	80-120	10/09/15 02:54	
4-Bromofluorobenzene (S)	%	98	80-120	10/09/15 02:54	
Toluene-d8 (S)	%	102	80-120	10/09/15 02:54	

Results presented on this page are in the units indicated by the "Units" column except where an alternate unit is presented to the right of the result.

REPORT OF LABORATORY ANALYSIS

This report shall not be reproduced, except in full,
without the written consent of Pace Analytical Services, Inc..

Pace Analytical Services, Inc.
9608 Loiret Blvd.
Lenexa, KS 66219
(913)599-5665

QUALITY CONTROL DATA

Project: Fort Smith, AR
Pace Project No.: 60204425

LABORATORY CONTROL SAMPLE: 1646654

Parameter	Units	Spike Conc.	LCS Result	LCS % Rec	% Rec Limits	Qualifiers
1,1,1-Trichloroethane	ug/L	20	18.9	95	80-120	
1,1,2,2-Tetrachloroethane	ug/L	20	15.8	79	73-121	
1,1,2-Trichloroethane	ug/L	20	18.9	94	80-120	
1,1-Dichloroethane	ug/L	20	19.6	98	80-120	
1,1-Dichloroethene	ug/L	20	19.0	95	80-120	
1,2-Dichloroethane	ug/L	20	18.4	92	81-120	
1,2-Dichloropropane	ug/L	20	19.4	97	80-120	
2-Butanone (MEK)	ug/L	100	111	111	67-122	
2-Hexanone	ug/L	100	110	110	75-121	
4-Methyl-2-pentanone (MIBK)	ug/L	100	96.2	96	76-120	
Acetone	ug/L	100	112	112	72-120	
Benzene	ug/L	20	19.8	99	80-120	
Bromodichloromethane	ug/L	20	19.1	96	80-120	
Bromoform	ug/L	20	18.9	95	73-138	
Bromomethane	ug/L	20	20.5	102	38-137	
Carbon disulfide	ug/L	20	20.5	103	71-129	
Carbon tetrachloride	ug/L	20	18.4	92	67-146	
Chlorobenzene	ug/L	20	19.1	95	80-120	
Chloroethane	ug/L	20	18.8	94	76-120	
Chloroform	ug/L	20	17.6	88	80-120	
Chloromethane	ug/L	20	12.8	64	34-165	
cis-1,2-Dichloroethene	ug/L	20	18.8	94	80-120	
cis-1,3-Dichloropropene	ug/L	20	16.7	83	80-120	
Dibromochloromethane	ug/L	20	19.4	97	80-126	
Ethylbenzene	ug/L	20	19.7	98	80-120	
Methylene chloride	ug/L	20	19.2	96	80-120	
Styrene	ug/L	20	20.1	101	80-123	
Tetrachloroethene	ug/L	20	19.1	95	80-123	
Toluene	ug/L	20	19.5	98	80-120	
trans-1,2-Dichloroethene	ug/L	20	18.2	91	80-120	
trans-1,3-Dichloropropene	ug/L	20	17.2	86	80-129	
Trichloroethene	ug/L	20	18.8	94	80-120	
Vinyl chloride	ug/L	20	19.1	96	62-125	
Xylene (Total)	ug/L	60	58.1	97	80-120	
1,2-Dichloroethane-d4 (S)	%			98	80-120	
4-Bromofluorobenzene (S)	%			96	80-120	
Toluene-d8 (S)	%			101	80-120	

Results presented on this page are in the units indicated by the "Units" column except where an alternate unit is presented to the right of the result.

REPORT OF LABORATORY ANALYSIS

This report shall not be reproduced, except in full,
without the written consent of Pace Analytical Services, Inc..

Pace Analytical Services, Inc.
9608 Loiret Blvd.
Lenexa, KS 66219
(913)599-5665

QUALITY CONTROL DATA

Project: Fort Smith, AR
Pace Project No.: 60204425

QC Batch: MSV/72158 Analysis Method: EPA 5030B/8260
QC Batch Method: EPA 5030B/8260 Analysis Description: 8260 MSV Water 10 mL Purge
Associated Lab Samples: 60204425002, 60204425006, 60204425024

METHOD BLANK: 1647432 Matrix: Water
Associated Lab Samples: 60204425002, 60204425006, 60204425024

Parameter	Units	Blank Result	Reporting Limit	Analyzed	Qualifiers
1,1,1-Trichloroethane	ug/L	ND	1.0	10/09/15 10:02	
1,1,2,2-Tetrachloroethane	ug/L	ND	1.0	10/09/15 10:02	
1,1,2-Trichloroethane	ug/L	ND	1.0	10/09/15 10:02	
1,1-Dichloroethane	ug/L	ND	1.0	10/09/15 10:02	
1,1-Dichloroethene	ug/L	ND	1.0	10/09/15 10:02	
1,2-Dichloroethane	ug/L	ND	1.0	10/09/15 10:02	
1,2-Dichloropropane	ug/L	ND	1.0	10/09/15 10:02	
2-Butanone (MEK)	ug/L	ND	10.0	10/09/15 10:02	
2-Hexanone	ug/L	ND	10.0	10/09/15 10:02	
4-Methyl-2-pentanone (MIBK)	ug/L	ND	10.0	10/09/15 10:02	
Acetone	ug/L	ND	10.0	10/09/15 10:02	
Benzene	ug/L	ND	1.0	10/09/15 10:02	
Bromodichloromethane	ug/L	ND	1.0	10/09/15 10:02	
Bromoform	ug/L	ND	1.0	10/09/15 10:02	
Bromomethane	ug/L	ND	5.0	10/09/15 10:02	
Carbon disulfide	ug/L	ND	5.0	10/09/15 10:02	
Carbon tetrachloride	ug/L	ND	1.0	10/09/15 10:02	
Chlorobenzene	ug/L	ND	1.0	10/09/15 10:02	
Chloroethane	ug/L	ND	1.0	10/09/15 10:02	
Chloroform	ug/L	ND	1.0	10/09/15 10:02	
Chloromethane	ug/L	ND	1.0	10/09/15 10:02	
cis-1,2-Dichloroethene	ug/L	ND	1.0	10/09/15 10:02	
cis-1,3-Dichloropropene	ug/L	ND	1.0	10/09/15 10:02	
Dibromochloromethane	ug/L	ND	1.0	10/09/15 10:02	
Ethylbenzene	ug/L	ND	1.0	10/09/15 10:02	
Methylene chloride	ug/L	ND	1.0	10/09/15 10:02	
Styrene	ug/L	ND	1.0	10/09/15 10:02	
Tetrachloroethene	ug/L	ND	1.0	10/09/15 10:02	
Toluene	ug/L	ND	1.0	10/09/15 10:02	
trans-1,2-Dichloroethene	ug/L	ND	1.0	10/09/15 10:02	
trans-1,3-Dichloropropene	ug/L	ND	1.0	10/09/15 10:02	
Trichloroethene	ug/L	ND	1.0	10/09/15 10:02	
Vinyl chloride	ug/L	ND	1.0	10/09/15 10:02	
Xylene (Total)	ug/L	ND	3.0	10/09/15 10:02	
1,2-Dichloroethane-d4 (S)	%	99	80-120	10/09/15 10:02	
4-Bromofluorobenzene (S)	%	97	80-120	10/09/15 10:02	
Toluene-d8 (S)	%	102	80-120	10/09/15 10:02	

Results presented on this page are in the units indicated by the "Units" column except where an alternate unit is presented to the right of the result.

REPORT OF LABORATORY ANALYSIS

This report shall not be reproduced, except in full,
without the written consent of Pace Analytical Services, Inc..

Pace Analytical Services, Inc.
9608 Loiret Blvd.
Lenexa, KS 66219
(913)599-5665

QUALITY CONTROL DATA

Project: Fort Smith, AR
Pace Project No.: 60204425

LABORATORY CONTROL SAMPLE: 1647433

Parameter	Units	Spike Conc.	LCS Result	LCS % Rec	% Rec Limits	Qualifiers
1,1,1-Trichloroethane	ug/L	20	18.0	90	80-120	
1,1,2,2-Tetrachloroethane	ug/L	20	17.9	90	73-121	
1,1,2-Trichloroethane	ug/L	20	17.5	88	80-120	
1,1-Dichloroethane	ug/L	20	18.3	91	80-120	
1,1-Dichloroethene	ug/L	20	18.0	90	80-120	
1,2-Dichloroethane	ug/L	20	17.9	89	81-120	
1,2-Dichloropropane	ug/L	20	17.9	89	80-120	
2-Butanone (MEK)	ug/L	100	112	112	67-122	
2-Hexanone	ug/L	100	112	112	75-121	
4-Methyl-2-pentanone (MIBK)	ug/L	100	93.5	93	76-120	
Acetone	ug/L	100	120	120	72-120	
Benzene	ug/L	20	19.1	95	80-120	
Bromodichloromethane	ug/L	20	18.2	91	80-120	
Bromoform	ug/L	20	18.3	91	73-138	
Bromomethane	ug/L	20	23.8	119	38-137	
Carbon disulfide	ug/L	20	19.8	99	71-129	
Carbon tetrachloride	ug/L	20	17.5	88	67-146	
Chlorobenzene	ug/L	20	18.8	94	80-120	
Chloroethane	ug/L	20	18.4	92	76-120	
Chloroform	ug/L	20	17.1	85	80-120	
Chloromethane	ug/L	20	16.4	82	34-165	
cis-1,2-Dichloroethene	ug/L	20	17.9	90	80-120	
cis-1,3-Dichloropropene	ug/L	20	18.3	91	80-120	
Dibromochloromethane	ug/L	20	18.9	95	80-126	
Ethylbenzene	ug/L	20	18.9	94	80-120	
Methylene chloride	ug/L	20	18.4	92	80-120	
Styrene	ug/L	20	19.7	99	80-123	
Tetrachloroethene	ug/L	20	18.4	92	80-123	
Toluene	ug/L	20	18.9	95	80-120	
trans-1,2-Dichloroethene	ug/L	20	17.8	89	80-120	
trans-1,3-Dichloropropene	ug/L	20	18.6	93	80-129	
Trichloroethene	ug/L	20	16.8	84	80-120	
Vinyl chloride	ug/L	20	18.8	94	62-125	
Xylene (Total)	ug/L	60	56.4	94	80-120	
1,2-Dichloroethane-d4 (S)	%			96	80-120	
4-Bromofluorobenzene (S)	%			98	80-120	
Toluene-d8 (S)	%			101	80-120	

MATRIX SPIKE & MATRIX SPIKE DUPLICATE: 1647434 1647435

Parameter	Units	60204563001 Result	MS Spike Conc.	MSD Spike Conc.	MS Result	MSD Result	MS % Rec	MSD % Rec	% Rec Limits	RPD	Max RPD	Qual
1,1,1-Trichloroethane	ug/L	ND	20	20	18.8	18.3	94	92	88-124	2	9	
1,1,2,2-Tetrachloroethane	ug/L	ND	20	20	18.0	17.1	90	85	78-116	5	13	
1,1,2-Trichloroethane	ug/L	ND	20	20	17.3	16.8	86	84	84-112	3	10	

Results presented on this page are in the units indicated by the "Units" column except where an alternate unit is presented to the right of the result.

REPORT OF LABORATORY ANALYSIS

This report shall not be reproduced, except in full,
without the written consent of Pace Analytical Services, Inc..

Pace Analytical Services, Inc.
9608 Loiret Blvd.
Lenexa, KS 66219
(913)599-5665

QUALITY CONTROL DATA

Project: Fort Smith, AR
Pace Project No.: 60204425

MATRIX SPIKE & MATRIX SPIKE DUPLICATE: 1647434 1647435

Parameter	Units	60204563001 Result	MS Spike Conc.	MSD Spike Conc.	MS Result	MSD Result	MS % Rec	MSD % Rec	% Rec Limits	RPD	Max RPD	Qual
1,1-Dichloroethane	ug/L	ND	20	20	18.9	18.4	95	92	82-121	3	9	
1,1-Dichloroethene	ug/L	ND	20	20	18.5	18.7	93	93	78-124	1	12	
1,2-Dichloroethane	ug/L	ND	20	20	17.4	16.9	87	85	79-121	3	12	
1,2-Dichloropropane	ug/L	ND	20	20	18.1	17.5	91	88	82-119	4	10	
2-Butanone (MEK)	ug/L	ND	100	100	72.2	70.3	72	70	66-114	3	13	
2-Hexanone	ug/L	ND	100	100	86.2	78.8	86	79	71-116	9	13	
4-Methyl-2-pentanone (MIBK)	ug/L	ND	100	100	94.2	87.2	94	87	72-122	8	12	
Acetone	ug/L	ND	100	100	53.1	51.4	52	50	65-113	3	27	M1
Benzene	ug/L	ND	20	20	19.6	18.7	98	93	46-155	5	13	
Bromodichloromethane	ug/L	ND	20	20	17.8	16.9	89	85	77-127	5	10	
Bromoform	ug/L	ND	20	20	17.5	17.0	88	85	70-125	3	11	
Bromomethane	ug/L	ND	20	20	17.5	17.4	87	87	41-140	1	30	
Carbon disulfide	ug/L	ND	20	20	21.5	21.2	107	106	68-140	1	10	
Carbon tetrachloride	ug/L	ND	20	20	18.7	17.8	93	89	68-147	5	11	
Chlorobenzene	ug/L	ND	20	20	18.4	18.1	92	91	83-121	1	9	
Chloroethane	ug/L	ND	20	20	26.8	22.7	134	113	69-126	17	19	M1
Chloroform	ug/L	ND	20	20	17.3	16.9	86	85	86-119	2	9	M1
Chloromethane	ug/L	ND	20	20	13.1	13.5	66	67	23-168	3	49	
cis-1,2-Dichloroethene	ug/L	ND	20	20	18.5	18.1	92	90	85-117	2	10	
cis-1,3-Dichloropropene	ug/L	ND	20	20	17.7	17.6	89	88	74-115	0	12	
Dibromochloromethane	ug/L	ND	20	20	18.2	17.9	91	89	65-134	2	11	
Ethylbenzene	ug/L	ND	20	20	24.4	19.1	122	95	51-148	25	14	R1
Methylene chloride	ug/L	ND	20	20	17.7	17.7	88	89	75-118	0	11	
Styrene	ug/L	ND	20	20	19.8	19.2	99	96	17-174	3	10	
Tetrachloroethene	ug/L	ND	20	20	19.0	19.1	95	96	78-127	1	9	
Toluene	ug/L	ND	20	20	19.4	19.1	97	96	47-149	1	16	
trans-1,2-Dichloroethene	ug/L	ND	20	20	18.2	17.8	91	89	84-119	2	12	
trans-1,3-Dichloropropene	ug/L	ND	20	20	18.1	18.0	91	90	71-120	1	10	
Trichloroethene	ug/L	ND	20	20	17.3	16.7	86	83	70-135	4	10	
Vinyl chloride	ug/L	ND	20	20	18.5	18.5	93	92	58-130	0	11	
Xylene (Total)	ug/L	ND	60	60	104	58.8	173	98	39-158	55	15	MS,RS
1,2-Dichloroethane-d4 (S)	%						98	97	80-120			
4-Bromofluorobenzene (S)	%						96	98	80-120			
Toluene-d8 (S)	%						102	103	80-120			
Preservation pH		1.0			1.0	1.0				0		

Results presented on this page are in the units indicated by the "Units" column except where an alternate unit is presented to the right of the result.

REPORT OF LABORATORY ANALYSIS

This report shall not be reproduced, except in full,
without the written consent of Pace Analytical Services, Inc..

Pace Analytical Services, Inc.
9608 Loiret Blvd.
Lenexa, KS 66219
(913)599-5665

QUALITY CONTROL DATA

Project: Fort Smith, AR
Pace Project No.: 60204425

QC Batch: MSV/72185 Analysis Method: EPA 5030B/8260
QC Batch Method: EPA 5030B/8260 Analysis Description: 8260 MSV Water 7 day
Associated Lab Samples: 60204425005, 60204425026, 60204425028

METHOD BLANK: 1648879 Matrix: Water
Associated Lab Samples: 60204425005, 60204425026, 60204425028

Parameter	Units	Blank Result	Reporting Limit	Analyzed	Qualifiers
1,1,1-Trichloroethane	ug/L	ND	1.0	10/12/15 15:27	
1,1,2,2-Tetrachloroethane	ug/L	ND	1.0	10/12/15 15:27	
1,1,2-Trichloroethane	ug/L	ND	1.0	10/12/15 15:27	
1,1-Dichloroethane	ug/L	ND	1.0	10/12/15 15:27	
1,1-Dichloroethene	ug/L	ND	1.0	10/12/15 15:27	
1,2-Dichloroethane	ug/L	ND	1.0	10/12/15 15:27	
1,2-Dichloropropane	ug/L	ND	1.0	10/12/15 15:27	
2-Butanone (MEK)	ug/L	ND	10.0	10/12/15 15:27	
2-Hexanone	ug/L	ND	10.0	10/12/15 15:27	
4-Methyl-2-pentanone (MIBK)	ug/L	ND	10.0	10/12/15 15:27	
Acetone	ug/L	ND	10.0	10/12/15 15:27	
Benzene	ug/L	ND	1.0	10/12/15 15:27	
Bromodichloromethane	ug/L	ND	1.0	10/12/15 15:27	
Bromoform	ug/L	ND	1.0	10/12/15 15:27	
Bromomethane	ug/L	0.97J	5.0	10/12/15 15:27	
Carbon disulfide	ug/L	ND	5.0	10/12/15 15:27	
Carbon tetrachloride	ug/L	ND	1.0	10/12/15 15:27	
Chlorobenzene	ug/L	ND	1.0	10/12/15 15:27	
Chloroethane	ug/L	ND	1.0	10/12/15 15:27	
Chloroform	ug/L	ND	1.0	10/12/15 15:27	
Chloromethane	ug/L	0.16J	1.0	10/12/15 15:27	
cis-1,2-Dichloroethene	ug/L	ND	1.0	10/12/15 15:27	
cis-1,3-Dichloropropene	ug/L	ND	1.0	10/12/15 15:27	
Dibromochloromethane	ug/L	ND	1.0	10/12/15 15:27	
Ethylbenzene	ug/L	ND	1.0	10/12/15 15:27	
Methylene chloride	ug/L	ND	1.0	10/12/15 15:27	
Styrene	ug/L	ND	1.0	10/12/15 15:27	
Tetrachloroethene	ug/L	ND	1.0	10/12/15 15:27	
Toluene	ug/L	ND	1.0	10/12/15 15:27	
trans-1,2-Dichloroethene	ug/L	ND	1.0	10/12/15 15:27	
trans-1,3-Dichloropropene	ug/L	ND	1.0	10/12/15 15:27	
Trichloroethene	ug/L	ND	1.0	10/12/15 15:27	
Vinyl chloride	ug/L	ND	1.0	10/12/15 15:27	
Xylene (Total)	ug/L	ND	3.0	10/12/15 15:27	
1,2-Dichloroethane-d4 (S)	%	98	80-120	10/12/15 15:27	
4-Bromofluorobenzene (S)	%	96	80-120	10/12/15 15:27	
Toluene-d8 (S)	%	102	80-120	10/12/15 15:27	

Results presented on this page are in the units indicated by the "Units" column except where an alternate unit is presented to the right of the result.

REPORT OF LABORATORY ANALYSIS

This report shall not be reproduced, except in full,
without the written consent of Pace Analytical Services, Inc..

Pace Analytical Services, Inc.
9608 Loiret Blvd.
Lenexa, KS 66219
(913)599-5665

QUALITY CONTROL DATA

Project: Fort Smith, AR
Pace Project No.: 60204425

LABORATORY CONTROL SAMPLE: 1648880

Parameter	Units	Spike Conc.	LCS Result	LCS % Rec	% Rec Limits	Qualifiers
1,1,1-Trichloroethane	ug/L	20	18.2	91	80-120	
1,1,2,2-Tetrachloroethane	ug/L	20	16.8	84	73-121	
1,1,2-Trichloroethane	ug/L	20	18.3	92	80-120	
1,1-Dichloroethane	ug/L	20	18.5	93	80-120	
1,1-Dichloroethene	ug/L	20	17.8	89	80-120	
1,2-Dichloroethane	ug/L	20	18.3	91	81-120	
1,2-Dichloropropane	ug/L	20	18.3	91	80-120	
2-Butanone (MEK)	ug/L	100	121	121	67-122	
2-Hexanone	ug/L	100	115	115	75-121	
4-Methyl-2-pentanone (MIBK)	ug/L	100	94.9	95	76-120	
Acetone	ug/L	100	124	124	72-120	L0
Benzene	ug/L	20	19.0	95	80-120	
Bromodichloromethane	ug/L	20	18.1	91	80-120	
Bromoform	ug/L	20	18.9	95	73-138	
Bromomethane	ug/L	20	17.1	86	38-137	
Carbon disulfide	ug/L	20	20.0	100	71-129	
Carbon tetrachloride	ug/L	20	17.9	89	67-146	
Chlorobenzene	ug/L	20	18.3	92	80-120	
Chloroethane	ug/L	20	19.9	100	76-120	
Chloroform	ug/L	20	17.4	87	80-120	
Chloromethane	ug/L	20	15.8	79	34-165	
cis-1,2-Dichloroethene	ug/L	20	18.4	92	80-120	
cis-1,3-Dichloropropene	ug/L	20	17.8	89	80-120	
Dibromochloromethane	ug/L	20	19.0	95	80-126	
Ethylbenzene	ug/L	20	18.7	94	80-120	
Methylene chloride	ug/L	20	18.7	93	80-120	
Styrene	ug/L	20	19.6	98	80-123	
Tetrachloroethene	ug/L	20	19.0	95	80-123	
Toluene	ug/L	20	18.9	94	80-120	
trans-1,2-Dichloroethene	ug/L	20	17.7	88	80-120	
trans-1,3-Dichloropropene	ug/L	20	18.5	93	80-129	
Trichloroethene	ug/L	20	17.8	89	80-120	
Vinyl chloride	ug/L	20	18.8	94	62-125	
Xylene (Total)	ug/L	60	56.5	94	80-120	
1,2-Dichloroethane-d4 (S)	%			100	80-120	
4-Bromofluorobenzene (S)	%			97	80-120	
Toluene-d8 (S)	%			101	80-120	

Results presented on this page are in the units indicated by the "Units" column except where an alternate unit is presented to the right of the result.

REPORT OF LABORATORY ANALYSIS

This report shall not be reproduced, except in full,
without the written consent of Pace Analytical Services, Inc..

Pace Analytical Services, Inc.
9608 Loiret Blvd.
Lenexa, KS 66219
(913)599-5665

QUALITY CONTROL DATA

Project: Fort Smith, AR
Pace Project No.: 60204425

QC Batch: WET/57683 Analysis Method: SM 2320B
QC Batch Method: SM 2320B Analysis Description: 2320B Alkalinity
Associated Lab Samples: 60204425001, 60204425002, 60204425003, 60204425005, 60204425006

METHOD BLANK: 1647306 Matrix: Water
Associated Lab Samples: 60204425001, 60204425002, 60204425003, 60204425005, 60204425006

Parameter	Units	Blank Result	Reporting Limit	Analyzed	Qualifiers
Alkalinity, Carbonate (CaCO3)	mg/L	ND	20.0	10/09/15 10:35	
Alkalinity, Total as CaCO3	mg/L	ND	20.0	10/09/15 10:35	
Alkalinity,Bicarbonate (CaCO3)	mg/L	ND	20.0	10/09/15 10:35	

LABORATORY CONTROL SAMPLE: 1647307

Parameter	Units	Spike Conc.	LCS Result	LCS % Rec	% Rec Limits	Qualifiers
Alkalinity, Total as CaCO3	mg/L	500	474	95	90-110	

SAMPLE DUPLICATE: 1647309

Parameter	Units	60204425003 Result	Dup Result	RPD	Max RPD	Qualifiers
Alkalinity, Carbonate (CaCO3)	mg/L	ND	ND		10	
Alkalinity, Total as CaCO3	mg/L	52.0	52.9	2	10	
Alkalinity,Bicarbonate (CaCO3)	mg/L	52.0	52.9	2	10	

Results presented on this page are in the units indicated by the "Units" column except where an alternate unit is presented to the right of the result.

REPORT OF LABORATORY ANALYSIS

This report shall not be reproduced, except in full,
without the written consent of Pace Analytical Services, Inc..

Pace Analytical Services, Inc.
9608 Loiret Blvd.
Lenexa, KS 66219
(913)599-5665

QUALITY CONTROL DATA

Project: Fort Smith, AR
Pace Project No.: 60204425

QC Batch: WET/57695 Analysis Method: SM 2320B
QC Batch Method: SM 2320B Analysis Description: 2320B Alkalinity
Associated Lab Samples: 60204425007, 60204425008, 60204425010, 60204425011, 60204425012, 60204425013, 60204425016, 60204425017, 60204425019, 60204425020, 60204425023, 60204425024, 60204425025, 60204425026, 60204425027, 60204425028

METHOD BLANK: 1647735 Matrix: Water
Associated Lab Samples: 60204425007, 60204425008, 60204425010, 60204425011, 60204425012, 60204425013, 60204425016, 60204425017, 60204425019, 60204425020, 60204425023, 60204425024, 60204425025, 60204425026, 60204425027, 60204425028

Parameter	Units	Blank Result	Reporting Limit	Analyzed	Qualifiers
Alkalinity, Carbonate (CaCO3)	mg/L	ND	20.0	10/09/15 14:03	
Alkalinity, Total as CaCO3	mg/L	ND	20.0	10/09/15 14:03	
Alkalinity,Bicarbonate (CaCO3)	mg/L	ND	20.0	10/09/15 14:03	

LABORATORY CONTROL SAMPLE: 1647736

Parameter	Units	Spike Conc.	LCS Result	LCS % Rec	% Rec Limits	Qualifiers
Alkalinity, Total as CaCO3	mg/L	500	479	96	90-110	

SAMPLE DUPLICATE: 1647737

Parameter	Units	60204425007 Result	Dup Result	RPD	Max RPD	Qualifiers
Alkalinity, Carbonate (CaCO3)	mg/L	ND	ND		10	
Alkalinity, Total as CaCO3	mg/L	11.6J	12.1J		10	
Alkalinity,Bicarbonate (CaCO3)	mg/L	11.6J	12.1J		10	

SAMPLE DUPLICATE: 1647738

Parameter	Units	60204425017 Result	Dup Result	RPD	Max RPD	Qualifiers
Alkalinity, Carbonate (CaCO3)	mg/L	ND	ND		10	
Alkalinity, Total as CaCO3	mg/L	112	113	1	10	
Alkalinity,Bicarbonate (CaCO3)	mg/L	112	113	1	10	

Results presented on this page are in the units indicated by the "Units" column except where an alternate unit is presented to the right of the result.

REPORT OF LABORATORY ANALYSIS

This report shall not be reproduced, except in full,
without the written consent of Pace Analytical Services, Inc..

Pace Analytical Services, Inc.
9608 Loiret Blvd.
Lenexa, KS 66219
(913)599-5665

QUALITY CONTROL DATA

Project: Fort Smith, AR
Pace Project No.: 60204425

QC Batch: WET/57654 Analysis Method: SM 4500-S-2 D
QC Batch Method: SM 4500-S-2 D Analysis Description: 4500S2D Sulfide, Total
Associated Lab Samples: 60204425001, 60204425002, 60204425003, 60204425005, 60204425006, 60204425007, 60204425008, 60204425010, 60204425011, 60204425012, 60204425013, 60204425016, 60204425017, 60204425019, 60204425020, 60204425023, 60204425024, 60204425025, 60204425026, 60204425027

METHOD BLANK: 1646286 Matrix: Water
Associated Lab Samples: 60204425001, 60204425002, 60204425003, 60204425005, 60204425006, 60204425007, 60204425008, 60204425010, 60204425011, 60204425012, 60204425013, 60204425016, 60204425017, 60204425019, 60204425020, 60204425023, 60204425024, 60204425025, 60204425026, 60204425027

Parameter	Units	Blank Result	Reporting Limit	Analyzed	Qualifiers
Sulfide, Total	mg/L	ND	0.050	10/13/15 07:29	

LABORATORY CONTROL SAMPLE: 1646287

Parameter	Units	Spike Conc.	LCS Result	LCS % Rec	% Rec Limits	Qualifiers
Sulfide, Total	mg/L	.5	0.50	100	80-120	

MATRIX SPIKE SAMPLE: 1646289

Parameter	Units	60204425003 Result	Spike Conc.	MS Result	MS % Rec	% Rec Limits	Qualifiers
Sulfide, Total	mg/L	ND	.5	0.48	97	75-125	

SAMPLE DUPLICATE: 1646288

Parameter	Units	60204425001 Result	Dup Result	RPD	Max RPD	Qualifiers
Sulfide, Total	mg/L	ND	ND		20	

SAMPLE DUPLICATE: 1646290

Parameter	Units	60204425012 Result	Dup Result	RPD	Max RPD	Qualifiers
Sulfide, Total	mg/L	ND	ND		20	

Results presented on this page are in the units indicated by the "Units" column except where an alternate unit is presented to the right of the result.

REPORT OF LABORATORY ANALYSIS

This report shall not be reproduced, except in full,
without the written consent of Pace Analytical Services, Inc..

Pace Analytical Services, Inc.
9608 Loiret Blvd.
Lenexa, KS 66219
(913)599-5665

QUALITY CONTROL DATA

Project: Fort Smith, AR
Pace Project No.: 60204425

QC Batch: WET/57655
QC Batch Method: SM 4500-S-2 D
Analysis Method: SM 4500-S-2 D
Analysis Description: 4500S2D Sulfide, Total
Associated Lab Samples: 60204425028

METHOD BLANK: 1646295
Matrix: Water
Associated Lab Samples: 60204425028

Parameter	Units	Blank Result	Reporting Limit	Analyzed	Qualifiers
Sulfide, Total	mg/L	ND	0.050	10/13/15 07:38	

LABORATORY CONTROL SAMPLE: 1646296

Parameter	Units	Spike Conc.	LCS Result	LCS % Rec	% Rec Limits	Qualifiers
Sulfide, Total	mg/L	.5	0.50	99	80-120	

MATRIX SPIKE SAMPLE: 1646297

Parameter	Units	60204425028 Result	Spike Conc.	MS Result	MS % Rec	% Rec Limits	Qualifiers
Sulfide, Total	mg/L	ND	.5	0.48	96	75-125	

SAMPLE DUPLICATE: 1646298

Parameter	Units	60204426001 Result	Dup Result	RPD	Max RPD	Qualifiers
Sulfide, Total	mg/L	ND	ND		20	

Results presented on this page are in the units indicated by the "Units" column except where an alternate unit is presented to the right of the result.

REPORT OF LABORATORY ANALYSIS

This report shall not be reproduced, except in full,
without the written consent of Pace Analytical Services, Inc..

Pace Analytical Services, Inc.
9608 Loiret Blvd.
Lenexa, KS 66219
(913)599-5665

QUALITY CONTROL DATA

Project: Fort Smith, AR
Pace Project No.: 60204425

QC Batch: WETA/36310 Analysis Method: EPA 300.0
QC Batch Method: EPA 300.0 Analysis Description: 300.0 IC Anions
Associated Lab Samples: 60204425001, 60204425002, 60204425003, 60204425005, 60204425006, 60204425007, 60204425008, 60204425010, 60204425011

METHOD BLANK: 1648499 Matrix: Water
Associated Lab Samples: 60204425001, 60204425002, 60204425003, 60204425005, 60204425006, 60204425007, 60204425008, 60204425010, 60204425011

Parameter	Units	Blank Result	Reporting Limit	Analyzed	Qualifiers
Chloride	mg/L	ND	1.0	10/10/15 22:14	
Sulfate	mg/L	ND	1.0	10/10/15 22:14	

METHOD BLANK: 1648537 Matrix: Water
Associated Lab Samples: 60204425001, 60204425002, 60204425003, 60204425005, 60204425006, 60204425007, 60204425008, 60204425010, 60204425011

Parameter	Units	Blank Result	Reporting Limit	Analyzed	Qualifiers
Chloride	mg/L	ND	1.0	10/11/15 09:46	
Sulfate	mg/L	ND	1.0	10/11/15 09:46	

LABORATORY CONTROL SAMPLE: 1648500

Parameter	Units	Spike Conc.	LCS Result	LCS % Rec	% Rec Limits	Qualifiers
Chloride	mg/L	5	4.7	94	90-110	
Sulfate	mg/L	5	4.7	93	90-110	

LABORATORY CONTROL SAMPLE: 1648538

Parameter	Units	Spike Conc.	LCS Result	LCS % Rec	% Rec Limits	Qualifiers
Chloride	mg/L	5	4.6	93	90-110	
Sulfate	mg/L	5	4.7	95	90-110	

MATRIX SPIKE & MATRIX SPIKE DUPLICATE: 1648501 1648502

Parameter	Units	60204425003 Result	MS Spike Conc.	MSD Spike Conc.	MS Result	MSD Result	MS % Rec	MSD % Rec	% Rec Limits	RPD	Max RPD	Qual
Chloride	mg/L	266	100	100	357	356	91	90	80-120	0	15	
Sulfate	mg/L	47.5	25	25	69.8	70.0	89	90	80-120	0	15	

Results presented on this page are in the units indicated by the "Units" column except where an alternate unit is presented to the right of the result.

REPORT OF LABORATORY ANALYSIS

This report shall not be reproduced, except in full,
without the written consent of Pace Analytical Services, Inc..

Pace Analytical Services, Inc.
9608 Loiret Blvd.
Lenexa, KS 66219
(913)599-5665

QUALITY CONTROL DATA

Project: Fort Smith, AR
Pace Project No.: 60204425

QC Batch: WETA/36311 Analysis Method: EPA 300.0
QC Batch Method: EPA 300.0 Analysis Description: 300.0 IC Anions
Associated Lab Samples: 60204425012, 60204425013, 60204425016, 60204425017, 60204425019, 60204425020, 60204425023, 60204425024, 60204425025, 60204425026, 60204425027

METHOD BLANK: 1648503 Matrix: Water
Associated Lab Samples: 60204425012, 60204425013, 60204425016, 60204425017, 60204425019, 60204425020, 60204425023, 60204425024, 60204425025, 60204425026, 60204425027

Parameter	Units	Blank Result	Reporting Limit	Analyzed	Qualifiers
Chloride	mg/L	ND	1.0	10/11/15 11:06	
Sulfate	mg/L	ND	1.0	10/11/15 11:06	

LABORATORY CONTROL SAMPLE: 1648504

Parameter	Units	Spike Conc.	LCS Result	LCS % Rec	% Rec Limits	Qualifiers
Chloride	mg/L	5	4.6	93	90-110	
Sulfate	mg/L	5	5.0	99	90-110	

MATRIX SPIKE SAMPLE: 1648505

Parameter	Units	60204425012 Result	Spike Conc.	MS Result	MS % Rec	% Rec Limits	Qualifiers
Chloride	mg/L	162	100	257	95	80-120	
Sulfate	mg/L	7.2	5	11.8	93	80-120	

MATRIX SPIKE & MATRIX SPIKE DUPLICATE: 1648506 1648507

Parameter	Units	60204425019 Result	MS Spike Conc.	MSD Spike Conc.	MS Result	MSD Result	MS % Rec	MSD % Rec	% Rec Limits	RPD	Max RPD	Qual
Chloride	mg/L	263	100	100	358	349	95	86	80-120	3	15	
Sulfate	mg/L	2.7	5	5	7.9	7.9	103	103	80-120	0	15	

Results presented on this page are in the units indicated by the "Units" column except where an alternate unit is presented to the right of the result.

REPORT OF LABORATORY ANALYSIS

This report shall not be reproduced, except in full,
without the written consent of Pace Analytical Services, Inc..

Pace Analytical Services, Inc.
9608 Loiret Blvd.
Lenexa, KS 66219
(913)599-5665

QUALITY CONTROL DATA

Project: Fort Smith, AR
Pace Project No.: 60204425

QC Batch: WETA/36331
QC Batch Method: EPA 300.0
Analysis Method: EPA 300.0
Analysis Description: 300.0 IC Anions
Associated Lab Samples: 60204425028

METHOD BLANK: 1648762 Matrix: Water
Associated Lab Samples: 60204425028

Parameter	Units	Blank Result	Reporting Limit	Analyzed	Qualifiers
Chloride	mg/L	ND	1.0	10/12/15 13:47	
Sulfate	mg/L	ND	1.0	10/12/15 13:47	

METHOD BLANK: 1649535 Matrix: Water
Associated Lab Samples: 60204425028

Parameter	Units	Blank Result	Reporting Limit	Analyzed	Qualifiers
Chloride	mg/L	ND	1.0	10/13/15 10:38	
Sulfate	mg/L	ND	1.0	10/13/15 10:38	

LABORATORY CONTROL SAMPLE: 1648763

Parameter	Units	Spike Conc.	LCS Result	LCS % Rec	% Rec Limits	Qualifiers
Chloride	mg/L	5	4.6	91	90-110	
Sulfate	mg/L	5	4.6	92	90-110	

LABORATORY CONTROL SAMPLE: 1649536

Parameter	Units	Spike Conc.	LCS Result	LCS % Rec	% Rec Limits	Qualifiers
Chloride	mg/L	5	4.6	92	90-110	
Sulfate	mg/L	5	4.8	97	90-110	

MATRIX SPIKE SAMPLE: 1648764

Parameter	Units	60204522001 Result	Spike Conc.	MS Result	MS % Rec	% Rec Limits	Qualifiers
Chloride	mg/L	3140	1000	4080	94	80-120	
Sulfate	mg/L	ND	1000	918	92	80-120	

MATRIX SPIKE SAMPLE: 1648765

Parameter	Units	60204563001 Result	Spike Conc.	MS Result	MS % Rec	% Rec Limits	Qualifiers
Chloride	mg/L	98.1	25	120	88	80-120	
Sulfate	mg/L	40.5	25	63.2	91	80-120	

Results presented on this page are in the units indicated by the "Units" column except where an alternate unit is presented to the right of the result.

REPORT OF LABORATORY ANALYSIS

This report shall not be reproduced, except in full,
without the written consent of Pace Analytical Services, Inc..

Pace Analytical Services, Inc.
9608 Loiret Blvd.
Lenexa, KS 66219
(913)599-5665

QUALITY CONTROL DATA

Project: Fort Smith, AR
Pace Project No.: 60204425

QC Batch: WETA/36347 Analysis Method: EPA 350.1
QC Batch Method: EPA 350.1 Analysis Description: 350.1 Ammonia
Associated Lab Samples: 60204425001, 60204425002, 60204425003, 60204425005, 60204425006, 60204425007, 60204425008, 60204425010, 60204425011, 60204425012, 60204425013, 60204425016, 60204425017, 60204425019, 60204425020, 60204425023, 60204425024, 60204425025, 60204425026, 60204425027

METHOD BLANK: 1649419 Matrix: Water
Associated Lab Samples: 60204425001, 60204425002, 60204425003, 60204425005, 60204425006, 60204425007, 60204425008, 60204425010, 60204425011, 60204425012, 60204425013, 60204425016, 60204425017, 60204425019, 60204425020, 60204425023, 60204425024, 60204425025, 60204425026, 60204425027

Parameter	Units	Blank Result	Reporting Limit	Analyzed	Qualifiers
Nitrogen, Ammonia	mg/L	ND	0.10	10/14/15 10:45	

LABORATORY CONTROL SAMPLE: 1649420

Parameter	Units	Spike Conc.	LCS Result	LCS % Rec	% Rec Limits	Qualifiers
Nitrogen, Ammonia	mg/L	2	2.0	98	90-110	

MATRIX SPIKE SAMPLE: 1649421

Parameter	Units	60204425003 Result	Spike Conc.	MS Result	MS % Rec	% Rec Limits	Qualifiers
Nitrogen, Ammonia	mg/L	ND	2	1.8	88	90-110	M1

MATRIX SPIKE SAMPLE: 1649423

Parameter	Units	60204425020 Result	Spike Conc.	MS Result	MS % Rec	% Rec Limits	Qualifiers
Nitrogen, Ammonia	mg/L	ND	2	1.8	90	90-110	

SAMPLE DUPLICATE: 1649422

Parameter	Units	60204425010 Result	Dup Result	RPD	Max RPD	Qualifiers
Nitrogen, Ammonia	mg/L	ND	ND		18	

Results presented on this page are in the units indicated by the "Units" column except where an alternate unit is presented to the right of the result.

REPORT OF LABORATORY ANALYSIS

This report shall not be reproduced, except in full,
without the written consent of Pace Analytical Services, Inc..

Pace Analytical Services, Inc.
9608 Loiret Blvd.
Lenexa, KS 66219
(913)599-5665

QUALITY CONTROL DATA

Project: Fort Smith, AR
Pace Project No.: 60204425

QC Batch: WETA/36348
QC Batch Method: EPA 350.1
Analysis Method: EPA 350.1
Analysis Description: 350.1 Ammonia
Associated Lab Samples: 60204425028

METHOD BLANK: 1649424
Matrix: Water
Associated Lab Samples: 60204425028

Parameter	Units	Blank Result	Reporting Limit	Analyzed	Qualifiers
Nitrogen, Ammonia	mg/L	ND	0.10	10/14/15 11:20	

LABORATORY CONTROL SAMPLE: 1649425

Parameter	Units	Spike Conc.	LCS Result	LCS % Rec	% Rec Limits	Qualifiers
Nitrogen, Ammonia	mg/L	2	1.9	94	90-110	

MATRIX SPIKE SAMPLE: 1649426

Parameter	Units	60204543001 Result	Spike Conc.	MS Result	MS % Rec	% Rec Limits	Qualifiers
Nitrogen, Ammonia	mg/L	ND	2	1.4	72	90-110	M1

MATRIX SPIKE SAMPLE: 1649428

Parameter	Units	60204648002 Result	Spike Conc.	MS Result	MS % Rec	% Rec Limits	Qualifiers
Nitrogen, Ammonia	mg/L	<0.10	2	2.1	103	90-110	

SAMPLE DUPLICATE: 1649427

Parameter	Units	60204613001 Result	Dup Result	RPD	Max RPD	Qualifiers
Nitrogen, Ammonia	mg/L	339	340	0	18	

Results presented on this page are in the units indicated by the "Units" column except where an alternate unit is presented to the right of the result.

REPORT OF LABORATORY ANALYSIS

This report shall not be reproduced, except in full,
without the written consent of Pace Analytical Services, Inc..

Pace Analytical Services, Inc.
9608 Loiret Blvd.
Lenexa, KS 66219
(913)599-5665

QUALITY CONTROL DATA

Project: Fort Smith, AR
Pace Project No.: 60204425

QC Batch: WETA/36248
QC Batch Method: EPA 353.2
Analysis Method: EPA 353.2
Analysis Description: 353.2 Nitrate + Nitrite, Unpres.
Associated Lab Samples: 60204425028

METHOD BLANK: 1645650 Matrix: Water
Associated Lab Samples: 60204425028

Parameter	Units	Blank Result	Reporting Limit	Analyzed	Qualifiers
Nitrogen, Nitrate	mg/L	ND	0.10	10/07/15 13:01	
Nitrogen, Nitrite	mg/L	ND	0.10	10/07/15 13:01	
Nitrogen, NO2 plus NO3	mg/L	ND	0.10	10/07/15 13:01	

LABORATORY CONTROL SAMPLE: 1645651

Parameter	Units	Spike Conc.	LCS Result	LCS % Rec	% Rec Limits	Qualifiers
Nitrogen, Nitrate	mg/L	1.6	1.4	88	85-115	
Nitrogen, Nitrite	mg/L	.4	0.40	100	90-110	
Nitrogen, NO2 plus NO3	mg/L	2	1.8	91	90-110	

MATRIX SPIKE SAMPLE: 1645652

Parameter	Units	60204416001 Result	Spike Conc.	MS Result	MS % Rec	% Rec Limits	Qualifiers
Nitrogen, Nitrate	mg/L	6.2	8	12.8	83	85-115	M1
Nitrogen, Nitrite	mg/L	ND	2	2.2	109	90-110	
Nitrogen, NO2 plus NO3	mg/L	6.2	10	15.0	88	90-110	M1

MATRIX SPIKE SAMPLE: 1645654

Parameter	Units	60204434002 Result	Spike Conc.	MS Result	MS % Rec	% Rec Limits	Qualifiers
Nitrogen, Nitrate	mg/L	1.3	8	8.2	87	85-115	
Nitrogen, Nitrite	mg/L	ND	2	2.1	107	90-110	
Nitrogen, NO2 plus NO3	mg/L	1.3	10	10.4	91	90-110	

SAMPLE DUPLICATE: 1645653

Parameter	Units	60204426004 Result	Dup Result	RPD	Max RPD	Qualifiers
Nitrogen, Nitrate	mg/L	ND	ND		20	
Nitrogen, Nitrite	mg/L	ND	ND		20	
Nitrogen, NO2 plus NO3	mg/L	ND	ND		20	

Results presented on this page are in the units indicated by the "Units" column except where an alternate unit is presented to the right of the result.

REPORT OF LABORATORY ANALYSIS

This report shall not be reproduced, except in full,
without the written consent of Pace Analytical Services, Inc..

Pace Analytical Services, Inc.
9608 Loiret Blvd.
Lenexa, KS 66219
(913)599-5665

QUALITY CONTROL DATA

Project: Fort Smith, AR
Pace Project No.: 60204425

QC Batch: WETA/36250 Analysis Method: EPA 353.2
QC Batch Method: EPA 353.2 Analysis Description: 353.2 Nitrate + Nitrite, Unpres.
Associated Lab Samples: 60204425001, 60204425002, 60204425003, 60204425005, 60204425006, 60204425007, 60204425008, 60204425010, 60204425011, 60204425012, 60204425013, 60204425016, 60204425017, 60204425019, 60204425020, 60204425023, 60204425024, 60204425025, 60204425026, 60204425027

METHOD BLANK: 1645755 Matrix: Water
Associated Lab Samples: 60204425001, 60204425002, 60204425003, 60204425005, 60204425006, 60204425007, 60204425008, 60204425010, 60204425011, 60204425012, 60204425013, 60204425016, 60204425017, 60204425019, 60204425020, 60204425023, 60204425024, 60204425025, 60204425026, 60204425027

Parameter	Units	Blank Result	Reporting Limit	Analyzed	Qualifiers
Nitrogen, Nitrate	mg/L	ND	0.10	10/07/15 13:26	
Nitrogen, Nitrite	mg/L	ND	0.10	10/07/15 13:26	
Nitrogen, NO2 plus NO3	mg/L	ND	0.10	10/07/15 13:26	

LABORATORY CONTROL SAMPLE: 1645756

Parameter	Units	Spike Conc.	LCS Result	LCS % Rec	% Rec Limits	Qualifiers
Nitrogen, Nitrate	mg/L	1.6	1.6	101	85-115	
Nitrogen, Nitrite	mg/L	.4	0.41	102	90-110	
Nitrogen, NO2 plus NO3	mg/L	2	2.0	101	90-110	

MATRIX SPIKE SAMPLE: 1645757

Parameter	Units	60204425003 Result	Spike Conc.	MS Result	MS % Rec	% Rec Limits	Qualifiers
Nitrogen, Nitrate	mg/L	ND	1.6	1.4	85	85-115	
Nitrogen, Nitrite	mg/L	ND	.4	0.41	103	90-110	
Nitrogen, NO2 plus NO3	mg/L	ND	2	1.8	88	90-110	M1

MATRIX SPIKE SAMPLE: 1645759

Parameter	Units	60204425006 Result	Spike Conc.	MS Result	MS % Rec	% Rec Limits	Qualifiers
Nitrogen, Nitrate	mg/L	1.1	8	8.0	87	85-115	
Nitrogen, Nitrite	mg/L	ND	2	2.0	102	90-110	
Nitrogen, NO2 plus NO3	mg/L	1.1	10	10.0	90	90-110	

SAMPLE DUPLICATE: 1645758

Parameter	Units	60204425005 Result	Dup Result	RPD	Max RPD	Qualifiers
Nitrogen, Nitrate	mg/L	1.1	1.1	1	20	
Nitrogen, Nitrite	mg/L	ND	ND		20	
Nitrogen, NO2 plus NO3	mg/L	1.1	1.1	1	20	

Results presented on this page are in the units indicated by the "Units" column except where an alternate unit is presented to the right of the result.

REPORT OF LABORATORY ANALYSIS

This report shall not be reproduced, except in full,
without the written consent of Pace Analytical Services, Inc..

Pace Analytical Services, Inc.
9608 Loiret Blvd.
Lenexa, KS 66219
(913)599-5665

QUALITY CONTROL DATA

Project: Fort Smith, AR
Pace Project No.: 60204425

QC Batch: WETA/36354 Analysis Method: EPA 365.4
QC Batch Method: EPA 365.4 Analysis Description: 365.4 Phosphorus
Associated Lab Samples: 60204425001, 60204425002, 60204425003, 60204425005, 60204425006, 60204425007, 60204425008, 60204425010, 60204425011, 60204425012

METHOD BLANK: 1649686 Matrix: Water
Associated Lab Samples: 60204425001, 60204425002, 60204425003, 60204425005, 60204425006, 60204425007, 60204425008, 60204425010, 60204425011, 60204425012

Parameter	Units	Blank Result	Reporting Limit	Analyzed	Qualifiers
Phosphorus as PO4	mg/L	ND	0.31	10/15/15 10:39	

LABORATORY CONTROL SAMPLE: 1649687

Parameter	Units	Spike Conc.	LCS Result	LCS % Rec	% Rec Limits	Qualifiers
Phosphorus as PO4	mg/L		6.2			

MATRIX SPIKE SAMPLE: 1649688

Parameter	Units	60204289001 Result	Spike Conc.	MS Result	MS % Rec	% Rec Limits	Qualifiers
Phosphorus as PO4	mg/L	ND		6.3			

MATRIX SPIKE SAMPLE: 1649690

Parameter	Units	60204425003 Result	Spike Conc.	MS Result	MS % Rec	% Rec Limits	Qualifiers
Phosphorus as PO4	mg/L	ND		6.1			

SAMPLE DUPLICATE: 1649689

Parameter	Units	60204296001 Result	Dup Result	RPD	Max RPD	Qualifiers
Phosphorus as PO4	mg/L	ND	ND	0		

Results presented on this page are in the units indicated by the "Units" column except where an alternate unit is presented to the right of the result.

REPORT OF LABORATORY ANALYSIS

This report shall not be reproduced, except in full,
without the written consent of Pace Analytical Services, Inc..

Pace Analytical Services, Inc.
9608 Loiret Blvd.
Lenexa, KS 66219
(913)599-5665

QUALITY CONTROL DATA

Project: Fort Smith, AR
Pace Project No.: 60204425

QC Batch: WETA/36356 Analysis Method: EPA 365.4
QC Batch Method: EPA 365.4 Analysis Description: 365.4 Phosphorus
Associated Lab Samples: 60204425013, 60204425016, 60204425017, 60204425019, 60204425020, 60204425023, 60204425024, 60204425025, 60204425026, 60204425027, 60204425028

METHOD BLANK: 1649697 Matrix: Water
Associated Lab Samples: 60204425013, 60204425016, 60204425017, 60204425019, 60204425020, 60204425023, 60204425024, 60204425025, 60204425026, 60204425027, 60204425028

Parameter	Units	Blank Result	Reporting Limit	Analyzed	Qualifiers
Phosphorus as PO4	mg/L	ND	0.31	10/15/15 11:23	

LABORATORY CONTROL SAMPLE: 1649698

Parameter	Units	Spike Conc.	LCS Result	LCS % Rec	% Rec Limits	Qualifiers
Phosphorus as PO4	mg/L		6.0			

MATRIX SPIKE SAMPLE: 1649699

Parameter	Units	60204425013 Result	Spike Conc.	MS Result	MS % Rec	% Rec Limits	Qualifiers
Phosphorus as PO4	mg/L	ND		6.1			

MATRIX SPIKE SAMPLE: 1649701

Parameter	Units	60204563001 Result	Spike Conc.	MS Result	MS % Rec	% Rec Limits	Qualifiers
Phosphorus as PO4	mg/L	ND		6.1			

SAMPLE DUPLICATE: 1649700

Parameter	Units	60204426001 Result	Dup Result	RPD	Max RPD	Qualifiers
Phosphorus as PO4	mg/L	ND	ND	0		

Results presented on this page are in the units indicated by the "Units" column except where an alternate unit is presented to the right of the result.

REPORT OF LABORATORY ANALYSIS

This report shall not be reproduced, except in full,
without the written consent of Pace Analytical Services, Inc..

Pace Analytical Services, Inc.
9608 Loiret Blvd.
Lenexa, KS 66219
(913)599-5665

QUALITY CONTROL DATA

Project: Fort Smith, AR
Pace Project No.: 60204425

QC Batch: WETA/36275 Analysis Method: SM 5310C
QC Batch Method: SM 5310C Analysis Description: 5310C Total Organic Carbon
Associated Lab Samples: 60204425001, 60204425002, 60204425005, 60204425006, 60204425007

METHOD BLANK: 1647036 Matrix: Water
Associated Lab Samples: 60204425001, 60204425002, 60204425005, 60204425006, 60204425007

Parameter	Units	Blank Result	Reporting Limit	Analyzed	Qualifiers
Total Organic Carbon	mg/L	ND	1.0	10/09/15 15:29	

LABORATORY CONTROL SAMPLE: 1647037

Parameter	Units	Spike Conc.	LCS Result	LCS % Rec	% Rec Limits	Qualifiers
Total Organic Carbon	mg/L	5	5.4	108	80-120	

MATRIX SPIKE SAMPLE: 1647038

Parameter	Units	60204289001 Result	Spike Conc.	MS Result	MS % Rec	% Rec Limits	Qualifiers
Total Organic Carbon	mg/L	0.64J	5	5.9	106	80-120	

SAMPLE DUPLICATE: 1647039

Parameter	Units	60204296001 Result	Dup Result	RPD	Max RPD	Qualifiers
Total Organic Carbon	mg/L	ND	ND		25	

Results presented on this page are in the units indicated by the "Units" column except where an alternate unit is presented to the right of the result.

REPORT OF LABORATORY ANALYSIS

This report shall not be reproduced, except in full,
without the written consent of Pace Analytical Services, Inc..

Pace Analytical Services, Inc.
9608 Loiret Blvd.
Lenexa, KS 66219
(913)599-5665

QUALITY CONTROL DATA

Project: Fort Smith, AR
Pace Project No.: 60204425

QC Batch: WETA/36299 Analysis Method: SM 5310C
QC Batch Method: SM 5310C Analysis Description: 5310C Total Organic Carbon
Associated Lab Samples: 60204425003, 60204425008, 60204425010, 60204425011, 60204425012, 60204425013, 60204425016, 60204425017, 60204425019, 60204425020, 60204425023, 60204425024, 60204425025, 60204425026, 60204425027, 60204425028

METHOD BLANK: 1647817 Matrix: Water
Associated Lab Samples: 60204425003, 60204425008, 60204425010, 60204425011, 60204425012, 60204425013, 60204425016, 60204425017, 60204425019, 60204425020, 60204425023, 60204425024, 60204425025, 60204425026, 60204425027, 60204425028

Parameter	Units	Blank Result	Reporting Limit	Analyzed	Qualifiers
Total Organic Carbon	mg/L	ND	1.0	10/13/15 12:26	

LABORATORY CONTROL SAMPLE: 1647818

Parameter	Units	Spike Conc.	LCS Result	LCS % Rec	% Rec Limits	Qualifiers
Total Organic Carbon	mg/L	5	5.1	101	80-120	

MATRIX SPIKE SAMPLE: 1647819

Parameter	Units	60204425003 Result	Spike Conc.	MS Result	MS % Rec	% Rec Limits	Qualifiers
Total Organic Carbon	mg/L	1.7	5	5.0	66	80-120	M1

SAMPLE DUPLICATE: 1647820

Parameter	Units	60204425008 Result	Dup Result	RPD	Max RPD	Qualifiers
Total Organic Carbon	mg/L	0.62J	0.56J		25	

Results presented on this page are in the units indicated by the "Units" column except where an alternate unit is presented to the right of the result.

REPORT OF LABORATORY ANALYSIS

This report shall not be reproduced, except in full,
without the written consent of Pace Analytical Services, Inc..

Pace Analytical Services, Inc.
9608 Loiret Blvd.
Lenexa, KS 66219
(913)599-5665

QUALIFIERS

Project: Fort Smith, AR
Pace Project No.: 60204425

DEFINITIONS

DF - Dilution Factor, if reported, represents the factor applied to the reported data due to dilution of the sample aliquot.

ND - Not Detected at or above adjusted reporting limit.

J - Estimated concentration above the adjusted method detection limit and below the adjusted reporting limit.

MDL - Adjusted Method Detection Limit.

PQL - Practical Quantitation Limit.

RL - Reporting Limit.

S - Surrogate

1,2-Diphenylhydrazine decomposes to and cannot be separated from Azobenzene using Method 8270. The result for each analyte is a combined concentration.

Consistent with EPA guidelines, unrounded data are displayed and have been used to calculate % recovery and RPD values.

LCS(D) - Laboratory Control Sample (Duplicate)

MS(D) - Matrix Spike (Duplicate)

DUP - Sample Duplicate

RPD - Relative Percent Difference

NC - Not Calculable.

SG - Silica Gel - Clean-Up

U - Indicates the compound was analyzed for, but not detected.

N-Nitrosodiphenylamine decomposes and cannot be separated from Diphenylamine using Method 8270. The result reported for each analyte is a combined concentration.

Pace Analytical is TNI accredited. Contact your Pace PM for the current list of accredited analytes.

TNI - The NELAC Institute.

LABORATORIES

PASI-D	Pace Analytical Services - Dallas
PASI-K	Pace Analytical Services - Kansas City

BATCH QUALIFIERS

Batch: MSV/72135
[M5] A matrix spike/matrix spike duplicate was not performed for this batch due to insufficient sample volume.
Batch: MSV/72146
[M5] A matrix spike/matrix spike duplicate was not performed for this batch due to insufficient sample volume.
Batch: MSV/72185
[M5] A matrix spike/matrix spike duplicate was not performed for this batch due to insufficient sample volume.
Batch: WET/57799
[1] Ferrous iron performed in the field
Batch: WET/57807
[1] Ferrous iron performed in the field
Batch: WET/57810
[1] Field pH
Batch: WET/57811
[1] Field pH

ANALYTE QUALIFIERS

B Analyte was detected in the associated method blank.

REPORT OF LABORATORY ANALYSIS

This report shall not be reproduced, except in full,
without the written consent of Pace Analytical Services, Inc..

Pace Analytical Services, Inc.
9608 Loiret Blvd.
Lenexa, KS 66219
(913)599-5665

QUALIFIERS

Project: Fort Smith, AR
Pace Project No.: 60204425

ANALYTE QUALIFIERS

D3	Sample was diluted due to the presence of high levels of non-target analytes or other matrix interference.
H6	Analysis initiated outside of the 15 minute EPA recommended holding time.
L0	Analyte recovery in the laboratory control sample (LCS) was outside QC limits.
L1	Analyte recovery in the laboratory control sample (LCS) was above QC limits. Results for this analyte in associated samples may be biased high.
L3	Analyte recovery in the laboratory control sample (LCS) exceeded QC limits. Analyte presence below reporting limits in associated samples. Results unaffected by high bias.
M1	Matrix spike recovery exceeded QC limits. Batch accepted based on laboratory control sample (LCS) recovery.
MS	Analyte recovery in the matrix spike was outside QC limits for one or more of the constituent analytes used in the calculated result.
R1	RPD value was outside control limits.
RS	The RPD value in one of the constituent analytes was outside the control limits.
S2	Surrogate recovery outside laboratory control limits due to matrix interferences (confirmed by similar results from sample re-analysis).
pH	Post-analysis pH measurement indicates insufficient VOA sample preservation.

This report shall not be reproduced, except in full,
without the written consent of Pace Analytical Services, Inc..

Pace Analytical Services, Inc.
9608 Loiret Blvd.
Lenexa, KS 66219
(913)599-5665

QUALITY CONTROL DATA CROSS REFERENCE TABLE

Project: Fort Smith, AR
Pace Project No.: 60204425

Lab ID	Sample ID	QC Batch Method	QC Batch	Analytical Method	Analytical Batch
60204425001	MW-57R-201510	EPA 8015 - Alcohol	GCSV/4447		
60204425002	MW-56R-201510	EPA 8015 - Alcohol	GCSV/4447		
60204425003	MW-55R-201510	EPA 8015 - Alcohol	GCSV/4447		
60204425005	MW-82-201510	EPA 8015 - Alcohol	GCSV/4447		
60204425006	IW-76-201510	EPA 8015 - Alcohol	GCSV/4447		
60204425007	RW-69-201510	EPA 8015 - Alcohol	GCSV/4447		
60204425008	MW-31R-201510	EPA 8015 - Alcohol	GCSV/4447		
60204425010	MW-60R-201510	EPA 8015 - Alcohol	GCSV/4447		
60204425011	MW-50R-201510	EPA 8015 - Alcohol	GCSV/4447		
60204425012	MW-66-201510	EPA 8015 - Alcohol	GCSV/4447		
60204425013	MW-67R-201510	EPA 8015 - Alcohol	GCSV/4450		
60204425016	ITMW-2-201510	EPA 8015 - Alcohol	GCSV/4450		
60204425017	MW-41R-201510	EPA 8015 - Alcohol	GCSV/4450		
60204425019	IW-73-201510	EPA 8015 - Alcohol	GCSV/4450		
60204425020	MW-40R-201510	EPA 8015 - Alcohol	GCSV/4450		
60204425023	MW-71-201510	EPA 8015 - Alcohol	GCSV/4450		
60204425024	IW-72-201510	EPA 8015 - Alcohol	GCSV/4450		
60204425025	MW-62R-201510	EPA 8015 - Alcohol	GCSV/4450		
60204425026	IW-80-201510	EPA 8015 - Alcohol	GCSV/4450		
60204425027	MW-68-201510	EPA 8015 - Alcohol	GCSV/4450		
60204425028	MW-36R-201510	EPA 8015 - Alcohol	GCSV/4450		
60204425001	MW-57R-201510	EPA 3010	MPRP/33448	EPA 6010	ICP/24646
60204425002	MW-56R-201510	EPA 3010	MPRP/33448	EPA 6010	ICP/24646
60204425003	MW-55R-201510	EPA 3010	MPRP/33448	EPA 6010	ICP/24646
60204425005	MW-82-201510	EPA 3010	MPRP/33448	EPA 6010	ICP/24646
60204425006	IW-76-201510	EPA 3010	MPRP/33448	EPA 6010	ICP/24646
60204425007	RW-69-201510	EPA 3010	MPRP/33448	EPA 6010	ICP/24646
60204425008	MW-31R-201510	EPA 3010	MPRP/33448	EPA 6010	ICP/24646
60204425010	MW-60R-201510	EPA 3010	MPRP/33448	EPA 6010	ICP/24646
60204425011	MW-50R-201510	EPA 3010	MPRP/33448	EPA 6010	ICP/24646
60204425012	MW-66-201510	EPA 3010	MPRP/33448	EPA 6010	ICP/24646
60204425013	MW-67R-201510	EPA 3010	MPRP/33448	EPA 6010	ICP/24646
60204425016	ITMW-2-201510	EPA 3010	MPRP/33448	EPA 6010	ICP/24646
60204425017	MW-41R-201510	EPA 3010	MPRP/33448	EPA 6010	ICP/24646
60204425019	IW-73-201510	EPA 3010	MPRP/33448	EPA 6010	ICP/24646
60204425020	MW-40R-201510	EPA 3010	MPRP/33448	EPA 6010	ICP/24646
60204425023	MW-71-201510	EPA 3010	MPRP/33448	EPA 6010	ICP/24646
60204425024	IW-72-201510	EPA 3010	MPRP/33448	EPA 6010	ICP/24646
60204425025	MW-62R-201510	EPA 3010	MPRP/33448	EPA 6010	ICP/24646
60204425026	IW-80-201510	EPA 3010	MPRP/33448	EPA 6010	ICP/24646
60204425027	MW-68-201510	EPA 3010	MPRP/33448	EPA 6010	ICP/24646
60204425028	MW-36R-201510	EPA 3010	MPRP/33449	EPA 6010	ICP/24647
60204425001	MW-57R-201510	EPA 5030B/8260	MSV/72134		
60204425002	MW-56R-201510	EPA 5030B/8260	MSV/72134		
60204425002	MW-56R-201510	EPA 5030B/8260	MSV/72158		
60204425003	MW-55R-201510	EPA 5030B/8260	MSV/72134		

REPORT OF LABORATORY ANALYSIS

This report shall not be reproduced, except in full,
without the written consent of Pace Analytical Services, Inc..

Pace Analytical Services, Inc.
9608 Loiret Blvd.
Lenexa, KS 66219
(913)599-5665

QUALITY CONTROL DATA CROSS REFERENCE TABLE

Project: Fort Smith, AR
Pace Project No.: 60204425

Lab ID	Sample ID	QC Batch Method	QC Batch	Analytical Method	Analytical Batch
60204425004	TB-05-201510	EPA 5030B/8260	MSV/72135		
60204425006	IW-76-201510	EPA 5030B/8260	MSV/72158		
60204425007	RW-69-201510	EPA 5030B/8260	MSV/72135		
60204425008	MW-31R-201510	EPA 5030B/8260	MSV/72135		
60204425009	TB-06-201510	EPA 5030B/8260	MSV/72135		
60204425010	MW-60R-201510	EPA 5030B/8260	MSV/72135		
60204425011	MW-50R-201510	EPA 5030B/8260	MSV/72135		
60204425012	MW-66-201510	EPA 5030B/8260	MSV/72135		
60204425013	MW-67R-201510	EPA 5030B/8260	MSV/72135		
60204425014	EB-02-201510	EPA 5030B/8260	MSV/72135		
60204425015	TB-07-201510	EPA 5030B/8260	MSV/72135		
60204425016	ITMW-2-201510	EPA 5030B/8260	MSV/72135		
60204425017	MW-41R-201510	EPA 5030B/8260	MSV/72135		
60204425018	DUP-07-201510	EPA 5030B/8260	MSV/72135		
60204425019	IW-73-201510	EPA 5030B/8260	MSV/72135		
60204425020	MW-40R-201510	EPA 5030B/8260	MSV/72135		
60204425021	DUP-03-201510	EPA 5030B/8260	MSV/72135		
60204425022	TB-08-201510	EPA 5030B/8260	MSV/72135		
60204425023	MW-71-201510	EPA 5030B/8260	MSV/72135		
60204425024	IW-72-201510	EPA 5030B/8260	MSV/72158		
60204425025	MW-62R-201510	EPA 5030B/8260	MSV/72146		
60204425027	MW-68-201510	EPA 5030B/8260	MSV/72146		
60204425029	TB-10-201510	EPA 5030B/8260	MSV/72146		
60204425005	MW-82-201510	EPA 5030B/8260	MSV/72185		
60204425026	IW-80-201510	EPA 5030B/8260	MSV/72185		
60204425028	MW-36R-201510	EPA 5030B/8260	MSV/72185		
60204425001	MW-57R-201510	SM 2320B	WET/57683		
60204425002	MW-56R-201510	SM 2320B	WET/57683		
60204425003	MW-55R-201510	SM 2320B	WET/57683		
60204425005	MW-82-201510	SM 2320B	WET/57683		
60204425006	IW-76-201510	SM 2320B	WET/57683		
60204425007	RW-69-201510	SM 2320B	WET/57695		
60204425008	MW-31R-201510	SM 2320B	WET/57695		
60204425010	MW-60R-201510	SM 2320B	WET/57695		
60204425011	MW-50R-201510	SM 2320B	WET/57695		
60204425012	MW-66-201510	SM 2320B	WET/57695		
60204425013	MW-67R-201510	SM 2320B	WET/57695		
60204425016	ITMW-2-201510	SM 2320B	WET/57695		
60204425017	MW-41R-201510	SM 2320B	WET/57695		
60204425019	IW-73-201510	SM 2320B	WET/57695		
60204425020	MW-40R-201510	SM 2320B	WET/57695		
60204425023	MW-71-201510	SM 2320B	WET/57695		
60204425024	IW-72-201510	SM 2320B	WET/57695		
60204425025	MW-62R-201510	SM 2320B	WET/57695		
60204425026	IW-80-201510	SM 2320B	WET/57695		

REPORT OF LABORATORY ANALYSIS

This report shall not be reproduced, except in full,
without the written consent of Pace Analytical Services, Inc..

Pace Analytical Services, Inc.
9608 Loiret Blvd.
Lenexa, KS 66219
(913)599-5665

QUALITY CONTROL DATA CROSS REFERENCE TABLE

Project: Fort Smith, AR
Pace Project No.: 60204425

Lab ID	Sample ID	QC Batch Method	QC Batch	Analytical Method	Analytical Batch
60204425027	MW-68-201510	SM 2320B	WET/57695		
60204425028	MW-36R-201510	SM 2320B	WET/57695		
60204425001	MW-57R-201510	SM 3500-Fe B#4	WET/57799		
60204425002	MW-56R-201510	SM 3500-Fe B#4	WET/57799		
60204425003	MW-55R-201510	SM 3500-Fe B#4	WET/57799		
60204425005	MW-82-201510	SM 3500-Fe B#4	WET/57799		
60204425006	IW-76-201510	SM 3500-Fe B#4	WET/57799		
60204425007	RW-69-201510	SM 3500-Fe B#4	WET/57799		
60204425008	MW-31R-201510	SM 3500-Fe B#4	WET/57799		
60204425010	MW-60R-201510	SM 3500-Fe B#4	WET/57799		
60204425011	MW-50R-201510	SM 3500-Fe B#4	WET/57799		
60204425012	MW-66-201510	SM 3500-Fe B#4	WET/57799		
60204425013	MW-67R-201510	SM 3500-Fe B#4	WET/57799		
60204425016	ITMW-2-201510	SM 3500-Fe B#4	WET/57799		
60204425017	MW-41R-201510	SM 3500-Fe B#4	WET/57799		
60204425019	IW-73-201510	SM 3500-Fe B#4	WET/57799		
60204425020	MW-40R-201510	SM 3500-Fe B#4	WET/57799		
60204425023	MW-71-201510	SM 3500-Fe B#4	WET/57799		
60204425024	IW-72-201510	SM 3500-Fe B#4	WET/57799		
60204425025	MW-62R-201510	SM 3500-Fe B#4	WET/57799		
60204425026	IW-80-201510	SM 3500-Fe B#4	WET/57799		
60204425027	MW-68-201510	SM 3500-Fe B#4	WET/57799		
60204425028	MW-36R-201510	SM 3500-Fe B#4	WET/57807		
60204425001	MW-57R-201510	SM 4500-H+B	WET/57810		
60204425002	MW-56R-201510	SM 4500-H+B	WET/57810		
60204425003	MW-55R-201510	SM 4500-H+B	WET/57810		
60204425005	MW-82-201510	SM 4500-H+B	WET/57810		
60204425006	IW-76-201510	SM 4500-H+B	WET/57810		
60204425007	RW-69-201510	SM 4500-H+B	WET/57810		
60204425008	MW-31R-201510	SM 4500-H+B	WET/57810		
60204425010	MW-60R-201510	SM 4500-H+B	WET/57810		
60204425011	MW-50R-201510	SM 4500-H+B	WET/57810		
60204425012	MW-66-201510	SM 4500-H+B	WET/57810		
60204425013	MW-67R-201510	SM 4500-H+B	WET/57810		
60204425016	ITMW-2-201510	SM 4500-H+B	WET/57811		
60204425017	MW-41R-201510	SM 4500-H+B	WET/57810		
60204425019	IW-73-201510	SM 4500-H+B	WET/57810		
60204425020	MW-40R-201510	SM 4500-H+B	WET/57810		
60204425023	MW-71-201510	SM 4500-H+B	WET/57810		
60204425024	IW-72-201510	SM 4500-H+B	WET/57810		
60204425025	MW-62R-201510	SM 4500-H+B	WET/57810		
60204425026	IW-80-201510	SM 4500-H+B	WET/57810		
60204425027	MW-68-201510	SM 4500-H+B	WET/57810		
60204425028	MW-36R-201510	SM 4500-H+B	WET/57810		
60204425001	MW-57R-201510	SM 4500-S-2 D	WET/57654		
60204425002	MW-56R-201510	SM 4500-S-2 D	WET/57654		

REPORT OF LABORATORY ANALYSIS

This report shall not be reproduced, except in full,
without the written consent of Pace Analytical Services, Inc..

Pace Analytical Services, Inc.
9608 Loiret Blvd.
Lenexa, KS 66219
(913)599-5665

QUALITY CONTROL DATA CROSS REFERENCE TABLE

Project: Fort Smith, AR
Pace Project No.: 60204425

Lab ID	Sample ID	QC Batch Method	QC Batch	Analytical Method	Analytical Batch
60204425003	MW-55R-201510	SM 4500-S-2 D	WET/57654		
60204425005	MW-82-201510	SM 4500-S-2 D	WET/57654		
60204425006	IW-76-201510	SM 4500-S-2 D	WET/57654		
60204425007	RW-69-201510	SM 4500-S-2 D	WET/57654		
60204425008	MW-31R-201510	SM 4500-S-2 D	WET/57654		
60204425010	MW-60R-201510	SM 4500-S-2 D	WET/57654		
60204425011	MW-50R-201510	SM 4500-S-2 D	WET/57654		
60204425012	MW-66-201510	SM 4500-S-2 D	WET/57654		
60204425013	MW-67R-201510	SM 4500-S-2 D	WET/57654		
60204425016	ITMW-2-201510	SM 4500-S-2 D	WET/57654		
60204425017	MW-41R-201510	SM 4500-S-2 D	WET/57654		
60204425019	IW-73-201510	SM 4500-S-2 D	WET/57654		
60204425020	MW-40R-201510	SM 4500-S-2 D	WET/57654		
60204425023	MW-71-201510	SM 4500-S-2 D	WET/57654		
60204425024	IW-72-201510	SM 4500-S-2 D	WET/57654		
60204425025	MW-62R-201510	SM 4500-S-2 D	WET/57654		
60204425026	IW-80-201510	SM 4500-S-2 D	WET/57654		
60204425027	MW-68-201510	SM 4500-S-2 D	WET/57654		
60204425028	MW-36R-201510	SM 4500-S-2 D	WET/57655		
60204425001	MW-57R-201510	EPA 300.0	WETA/36310		
60204425002	MW-56R-201510	EPA 300.0	WETA/36310		
60204425003	MW-55R-201510	EPA 300.0	WETA/36310		
60204425005	MW-82-201510	EPA 300.0	WETA/36310		
60204425006	IW-76-201510	EPA 300.0	WETA/36310		
60204425007	RW-69-201510	EPA 300.0	WETA/36310		
60204425008	MW-31R-201510	EPA 300.0	WETA/36310		
60204425010	MW-60R-201510	EPA 300.0	WETA/36310		
60204425011	MW-50R-201510	EPA 300.0	WETA/36310		
60204425012	MW-66-201510	EPA 300.0	WETA/36311		
60204425013	MW-67R-201510	EPA 300.0	WETA/36311		
60204425016	ITMW-2-201510	EPA 300.0	WETA/36311		
60204425017	MW-41R-201510	EPA 300.0	WETA/36311		
60204425019	IW-73-201510	EPA 300.0	WETA/36311		
60204425020	MW-40R-201510	EPA 300.0	WETA/36311		
60204425023	MW-71-201510	EPA 300.0	WETA/36311		
60204425024	IW-72-201510	EPA 300.0	WETA/36311		
60204425025	MW-62R-201510	EPA 300.0	WETA/36311		
60204425026	IW-80-201510	EPA 300.0	WETA/36311		
60204425027	MW-68-201510	EPA 300.0	WETA/36311		
60204425028	MW-36R-201510	EPA 300.0	WETA/36331		
60204425001	MW-57R-201510	EPA 350.1	WETA/36347		
60204425002	MW-56R-201510	EPA 350.1	WETA/36347		
60204425003	MW-55R-201510	EPA 350.1	WETA/36347		
60204425005	MW-82-201510	EPA 350.1	WETA/36347		
60204425006	IW-76-201510	EPA 350.1	WETA/36347		
60204425007	RW-69-201510	EPA 350.1	WETA/36347		

This report shall not be reproduced, except in full,
without the written consent of Pace Analytical Services, Inc..

Pace Analytical Services, Inc.
9608 Loiret Blvd.
Lenexa, KS 66219
(913)599-5665

QUALITY CONTROL DATA CROSS REFERENCE TABLE

Project: Fort Smith, AR
Pace Project No.: 60204425

Lab ID	Sample ID	QC Batch Method	QC Batch	Analytical Method	Analytical Batch
60204425008	MW-31R-201510	EPA 350.1	WETA/36347		
60204425010	MW-60R-201510	EPA 350.1	WETA/36347		
60204425011	MW-50R-201510	EPA 350.1	WETA/36347		
60204425012	MW-66-201510	EPA 350.1	WETA/36347		
60204425013	MW-67R-201510	EPA 350.1	WETA/36347		
60204425016	ITMW-2-201510	EPA 350.1	WETA/36347		
60204425017	MW-41R-201510	EPA 350.1	WETA/36347		
60204425019	IW-73-201510	EPA 350.1	WETA/36347		
60204425020	MW-40R-201510	EPA 350.1	WETA/36347		
60204425023	MW-71-201510	EPA 350.1	WETA/36347		
60204425024	IW-72-201510	EPA 350.1	WETA/36347		
60204425025	MW-62R-201510	EPA 350.1	WETA/36347		
60204425026	IW-80-201510	EPA 350.1	WETA/36347		
60204425027	MW-68-201510	EPA 350.1	WETA/36347		
60204425028	MW-36R-201510	EPA 350.1	WETA/36348		
60204425001	MW-57R-201510	EPA 353.2	WETA/36250		
60204425002	MW-56R-201510	EPA 353.2	WETA/36250		
60204425003	MW-55R-201510	EPA 353.2	WETA/36250		
60204425005	MW-82-201510	EPA 353.2	WETA/36250		
60204425006	IW-76-201510	EPA 353.2	WETA/36250		
60204425007	RW-69-201510	EPA 353.2	WETA/36250		
60204425008	MW-31R-201510	EPA 353.2	WETA/36250		
60204425010	MW-60R-201510	EPA 353.2	WETA/36250		
60204425011	MW-50R-201510	EPA 353.2	WETA/36250		
60204425012	MW-66-201510	EPA 353.2	WETA/36250		
60204425013	MW-67R-201510	EPA 353.2	WETA/36250		
60204425016	ITMW-2-201510	EPA 353.2	WETA/36250		
60204425017	MW-41R-201510	EPA 353.2	WETA/36250		
60204425019	IW-73-201510	EPA 353.2	WETA/36250		
60204425020	MW-40R-201510	EPA 353.2	WETA/36250		
60204425023	MW-71-201510	EPA 353.2	WETA/36250		
60204425024	IW-72-201510	EPA 353.2	WETA/36250		
60204425025	MW-62R-201510	EPA 353.2	WETA/36250		
60204425026	IW-80-201510	EPA 353.2	WETA/36250		
60204425027	MW-68-201510	EPA 353.2	WETA/36250		
60204425028	MW-36R-201510	EPA 353.2	WETA/36248		
60204425001	MW-57R-201510	EPA 365.4	WETA/36354		
60204425002	MW-56R-201510	EPA 365.4	WETA/36354		
60204425003	MW-55R-201510	EPA 365.4	WETA/36354		
60204425005	MW-82-201510	EPA 365.4	WETA/36354		
60204425006	IW-76-201510	EPA 365.4	WETA/36354		
60204425007	RW-69-201510	EPA 365.4	WETA/36354		
60204425008	MW-31R-201510	EPA 365.4	WETA/36354		
60204425010	MW-60R-201510	EPA 365.4	WETA/36354		
60204425011	MW-50R-201510	EPA 365.4	WETA/36354		
60204425012	MW-66-201510	EPA 365.4	WETA/36354		

This report shall not be reproduced, except in full,
without the written consent of Pace Analytical Services, Inc..

Pace Analytical Services, Inc.
9608 Loiret Blvd.
Lenexa, KS 66219
(913)599-5665

QUALITY CONTROL DATA CROSS REFERENCE TABLE

Project: Fort Smith, AR
Pace Project No.: 60204425

Lab ID	Sample ID	QC Batch Method	QC Batch	Analytical Method	Analytical Batch
60204425013	MW-67R-201510	EPA 365.4	WETA/36356		
60204425016	ITMW-2-201510	EPA 365.4	WETA/36356		
60204425017	MW-41R-201510	EPA 365.4	WETA/36356		
60204425019	IW-73-201510	EPA 365.4	WETA/36356		
60204425020	MW-40R-201510	EPA 365.4	WETA/36356		
60204425023	MW-71-201510	EPA 365.4	WETA/36356		
60204425024	IW-72-201510	EPA 365.4	WETA/36356		
60204425025	MW-62R-201510	EPA 365.4	WETA/36356		
60204425026	IW-80-201510	EPA 365.4	WETA/36356		
60204425027	MW-68-201510	EPA 365.4	WETA/36356		
60204425028	MW-36R-201510	EPA 365.4	WETA/36356		
60204425001	MW-57R-201510	SM 4500-CO2 D	WETA/36400		
60204425002	MW-56R-201510	SM 4500-CO2 D	WETA/36400		
60204425003	MW-55R-201510	SM 4500-CO2 D	WETA/36400		
60204425005	MW-82-201510	SM 4500-CO2 D	WETA/36400		
60204425006	IW-76-201510	SM 4500-CO2 D	WETA/36400		
60204425007	RW-69-201510	SM 4500-CO2 D	WETA/36400		
60204425008	MW-31R-201510	SM 4500-CO2 D	WETA/36400		
60204425010	MW-60R-201510	SM 4500-CO2 D	WETA/36400		
60204425011	MW-50R-201510	SM 4500-CO2 D	WETA/36400		
60204425012	MW-66-201510	SM 4500-CO2 D	WETA/36400		
60204425013	MW-67R-201510	SM 4500-CO2 D	WETA/36400		
60204425016	ITMW-2-201510	SM 4500-CO2 D	WETA/36400		
60204425017	MW-41R-201510	SM 4500-CO2 D	WETA/36400		
60204425019	IW-73-201510	SM 4500-CO2 D	WETA/36400		
60204425020	MW-40R-201510	SM 4500-CO2 D	WETA/36400		
60204425023	MW-71-201510	SM 4500-CO2 D	WETA/36400		
60204425024	IW-72-201510	SM 4500-CO2 D	WETA/36400		
60204425025	MW-62R-201510	SM 4500-CO2 D	WETA/36400		
60204425026	IW-80-201510	SM 4500-CO2 D	WETA/36400		
60204425027	MW-68-201510	SM 4500-CO2 D	WETA/36400		
60204425028	MW-36R-201510	SM 4500-CO2 D	WETA/36422		
60204425001	MW-57R-201510	SM 5310C	WETA/36275		
60204425002	MW-56R-201510	SM 5310C	WETA/36275		
60204425003	MW-55R-201510	SM 5310C	WETA/36299		
60204425005	MW-82-201510	SM 5310C	WETA/36275		
60204425006	IW-76-201510	SM 5310C	WETA/36275		
60204425007	RW-69-201510	SM 5310C	WETA/36275		
60204425008	MW-31R-201510	SM 5310C	WETA/36299		
60204425010	MW-60R-201510	SM 5310C	WETA/36299		
60204425011	MW-50R-201510	SM 5310C	WETA/36299		
60204425012	MW-66-201510	SM 5310C	WETA/36299		
60204425013	MW-67R-201510	SM 5310C	WETA/36299		
60204425016	ITMW-2-201510	SM 5310C	WETA/36299		
60204425017	MW-41R-201510	SM 5310C	WETA/36299		
60204425019	IW-73-201510	SM 5310C	WETA/36299		

This report shall not be reproduced, except in full,
without the written consent of Pace Analytical Services, Inc..

Pace Analytical Services, Inc.
9608 Loiret Blvd.
Lenexa, KS 66219
(913)599-5665

QUALITY CONTROL DATA CROSS REFERENCE TABLE

Project: Fort Smith, AR
Pace Project No.: 60204425

Lab ID	Sample ID	QC Batch Method	QC Batch	Analytical Method	Analytical Batch
60204425020	**MW-40R-201510**	SM 5310C	WETA/36299		
60204425023	**MW-71-201510**	SM 5310C	WETA/36299		
60204425024	**IW-72-201510**	SM 5310C	WETA/36299		
60204425025	**MW-62R-201510**	SM 5310C	WETA/36299		
60204425026	**IW-80-201510**	SM 5310C	WETA/36299		
60204425027	**MW-68-201510**	SM 5310C	WETA/36299		
60204425028	**MW-36R-201510**	SM 5310C	WETA/36299		

This report shall not be reproduced, except in full,
without the written consent of Pace Analytical Services, Inc..

Pace Analytical®
www.pacelabs.com

Sample Condition Upon Receipt

WO# : 60204425

60204425

Client Name: Environ

Optional
Proj Due Date:
Proj Name:

Courier: FedEx ☒ UPS ☐ VIA ☐ Clay ☐ PEX ☐ ECI ☐ Pace ☐ Other ☐ Client ☐

Tracking #: 6762 7065 3763, 3720, 3774, 3741, 3730, 3785 Pace Shipping Label Used? Yes ☐ No ☐

Custody Seal on Cooler/Box Present: Yes ☒ No ☐ Seals intact: Yes ☒ No ☐

Packing Material: Bubble Wrap ☐ Bubble Bags ☒ Foam ☒ None ☐ Other ☐

Thermometer Used: CF +0.6 T-239 / CF +0.6 T-262 **Type of Ice:** (Wet) Blue None ☐ Samples received on ice, cooling process has begun.
(circle one)

Cooler Temperature: 3.6 2.2 2.6 1.2 2.1 4.1

Temperature should be above freezing to 6°C

Date and initials of person examining contents:

Chain of Custody present:	☒Yes	☐No	☐N/A	1.
Chain of Custody filled out:	☒Yes	☐No	☐N/A	2.
Chain of Custody relinquished:	☒Yes	☐No	☐N/A	3.
Sampler name & signature on COC:	☒Yes	☐No	☐N/A	4.
Samples arrived within holding time:	☒Yes	☐No	☐N/A	5.
Short Hold Time analyses (<72hr):	☒Yes	☐No	☐N/A	6. NO_2 NO_3 pH
Rush Turn Around Time requested:	☐Yes	☒No	☐N/A	7.
Sufficient volume:	☒Yes	☐No	☐N/A	8.
Correct containers used:	☒Yes	☐No	☐N/A	
Pace containers used:	☒Yes	☐No	☐N/A	9.
Containers intact:	☒Yes	☐No	☐N/A	10.
Unpreserved 5035A soils frozen w/in 48hrs?	☐Yes	☐No	☒N/A	11.
Filtered volume received for dissolved tests?	☐Yes	☐No	☒N/A	12.
Sample labels match COC:	☒Yes	☐No	☐N/A	
Includes date/time/ID/analyses Matrix: WT				13.
All containers needing preservation have been checked.	☒Yes	☐No	☐N/A	
All containers needing preservation are found to be in compliance with EPA recommendation.	☒Yes	☐No	☐N/A	14.
Exceptions: (VOA), Coliform, O&G, WI-DRO (water)	☒Yes	☐No		Initial when completed / Lot # of added preservative
Trip Blank present:	☒Yes	☐No	☐N/A	
Pace Trip Blank lot # (if purchased): 10515				15.
Headspace in VOA vials (>6mm):	☐Yes	☒No	☐N/A	16.
Project sampled in USDA Regulated Area:	☐Yes	☐No	☒N/A	17. List State:
Additional labels attached to 5035A vials in the field?	☐Yes	☐No	☒N/A	18.

Client Notification/ Resolution: Copy COC to Client? Y / (N) Field Data Required? Y / (N)

Person Contacted: _____ Date/Time: _____

Comments/ Resolution: _____

Project Manager Review: CMB Date: 10/7/15

CHAIN-OF-CUSTODY / Analytical Request Document

The Chain-of-Custody is a LEGAL DOCUMENT. All relevant fields must be completed accurately.

Pace Analytical™ www.pacelabs.com

Page: 1 of 3

Section A Required Client Information:		Section B Required Project Information:		Section C Invoice Information:	
Company:	Environ	Report To:	Wendy Stonestreet	Attention:	Tammy Gleason
Address:	7500 College Blvd., Ste. 925	Copy To:	Tammy Gleason	Company Name:	Environ
	Overland Park, KS 66210			Address:	250 Monroe Ave. NW Grand Rapids
Email To:	wstonestreet@environcorp.com	Purchase Order No.:	NA	Pace Quote Reference:	Michigan, 49503
Phone:	913-553-5926 Fax:	Project Name:	Fort Smith, AR	Pace Project Manager:	Colleen Clyne
Requested Due Date/TAT:		Project Number:		Pace Profile #:	7444, line 1

REGULATORY AGENCY

☐ NPDES ☐ GROUND WATER ☐ DRINKING WATER

☐ UST ☐ RCRA ☑ OTHER ADEQ

Site Location STATE: AR

Requested Analysis Filtered (Y/N)

Section D Required Client Information

SAMPLE ID (A-Z, 0-9 / ,-) Sample IDs MUST BE UNIQUE

Valid Matrix Codes

MATRIX	CODE
DRINKING WATER	DW
WATER	WT
WASTE WATER	WW
PRODUCT	P
SOIL/SOLID	SL
OIL	OL
WIPE	WP
AIR	AR
OTHER	OT
TISSUE	TS

ITEM #	SAMPLE ID	MATRIX CODE (see valid codes to left)	SAMPLE TYPE (G=GRAB C=COMP)	COLLECTED COMPOSITE START DATE	COMPOSITE START TIME	COMPOSITE END/GRAB DATE	COMPOSITE END/GRAB TIME	SAMPLE TEMP AT COLLECTION	# OF CONTAINERS	Preservatives: Unpreserved	H_2SO_4	HNO_3	HCl	NaOH	$Na_2S_2O_3$	Methanol	Other	Analysis Test Y/N	8260 VOCs	Alkalinity	TOC	Chloride, Sulfate	8015 Chloroethanol (Pace Dallas)	6010-Iron/Mn	Ferric Iron calc. (send field Ferrous)	Ammonia	Nitrate+Nitrite	Total Phosphate (Pace Dallas)	Sulfide	CO2 Calc (Alkalinity +pH)	Residual Chlorine (Y/N)	Pace Project No./ Lab I.D. 60204425
1	MW-57R-201510	WT	G			10/6/15	1320		11	X	X	X	X	X					X	X	X	X	X	X	X	X	X	X	(3)DG9H (3)DG9H	001
2	MW-56R-201510	WT	G			10/6/15	1200		11	X	X	X	X	X					X	X	X	X	X	X	X	X	X	X		002
3	~~MW-98-201510~~	WT	G			10/6/15	1250		11	X	X	X	X	X																
4	MW-55R-201510	WT	G			10/6/15	1200		11	X	X	X	X	X					X	X	X	X	X	X	X	X	X	X	MS/MSD (6)DG9H (3)DG9H	003
5	TB-05-201510	WT	G			10/6/15	—		3				X						X	X	X	X	X	X	X	X	X	X	(2)DG9H	004
6	MW-82-201510	WT	G			10/6/15	1355		11	X	X	X	X	X					X	X	X	X	X	X	X	X	X	X	(3)OTHR (3)DG9H	005
7	IW-76-201510	WT	G			10/6/15	1600		11	X	X	X	X	X					X	X	X	X	X	X	X	X	X	X	(3)DG9H (3)DG9H	006
8	RW-69-201510	WT	G			10/6/15	1445		11	X	X	X	X	X					X	X	X	X	X	X	X	X	X	X		007
9	MW-31R-201510	WT	G			10/6/15	1535		11	X	X	X	X	X					X	X	X	X	X	X	X	X	X	X		008
10	TB-06-201510	WT	G			10/6/15	—		3				X						X	X	X	X	X	X	X	X	X	X	(2)DG9H	009
11	MW-60R-201510	WT	G			10/6/15	1105		11	X	X	X	X	X					X	X	X	X	X	X	X	X	X	X	(3)DG9H (3)DG9H	010
12	MW-50R-201510	WT	G			10/6/15	0845		11	X	X	X	X	X					X	X	X	X	X	X	X	X	X	X		011

ADDITIONAL COMMENTS	RELINQUISHED BY / AFFILIATION	DATE	TIME	ACCEPTED BY / AFFILIATION	DATE	TIME	SAMPLE CONDITIONS: Temp in °C	Received on Ice (Y/N)	Custody Sealed Cooler (Y/N)	Samples Intact (Y/N)
Level IV data package required	Victoria Siegten / Pantsoll Environ	10/6/15	1800		10/7	0845	3.6	Y	Y	Y
							2.2	Y	N	Y

SAMPLER NAME AND SIGNATURE

PRINT Name of SAMPLER: Victoria Siegten

SIGNATURE of SAMPLER: Victoria Sieg DATE Signed (MM/DD/YY): 10/6/15

*Important Note: By signing this form you are accepting Pace's NET 30 day payment terms and agreeing to late charges of 1.5% per month for any invoices not paid within 30 days.

CHAIN-OF-CUSTODY / Analytical Request Document

The Chain-of-Custody is a LEGAL DOCUMENT. All relevant fields must be completed accurately.

Pace Analytical
www.pacelabs.com

Section A Required Client Information:

Company:	Environ
Address:	7500 College Blvd., Ste. 925
	Overland Park, KS 66210
Email To:	wstonestreet@environcorp.com
Phone: 913-553-5926	Fax:
Requested Due Date/TAT:	

Section B Required Project Information:

Report To:	Wendy Stonestreet
Copy To:	Tammy Gleason
Purchase Order No.:	NA
Project Name:	Fort Smith, AR
Project Number:	

Section C Invoice Information:

Attention:	Tammy Gleason
Company Name:	Environ
Address:	250 Monroe Ave. NW Grand Rapids
Pace Quote Reference:	Michigan, 49503
Pace Project Manager:	Colleen Clyne
Pace Profile #:	7444, line 1

REGULATORY AGENCY

☐ NPDES ☐ GROUND WATER ☐ DRINKING WATER
☐ UST ☐ RCRA ☑ OTHER ADEQ

Site Location STATE: AR

Section D Required Client Information

SAMPLE ID (A-Z, 0-9 / ,-) Sample IDs MUST BE UNIQUE

Valid Matrix Codes

MATRIX	CODE
DRINKING WATER	DW
WATER	WT
WASTE WATER	WW
PRODUCT	P
SOIL/SOLID	SL
OIL	OL
WIPE	WP
AIR	AR
OTHER	OT
TISSUE	TS

ITEM #	SAMPLE ID	MATRIX CODE (see valid codes to left)	SAMPLE TYPE (G=GRAB C=COMP)	COLLECTED: COMPOSITE START DATE	COMPOSITE START TIME	COMPOSITE END/GRAB DATE	COMPOSITE END/GRAB TIME	SAMPLE TEMP AT COLLECTION	# OF CONTAINERS	Preservatives: Unpreserved	H_2SO_4	HNO_3	HCl	NaOH	$Na_2S_2O_3$	Methanol	Other	Analysis Test Y/N	8260 VOCs	Alkalinity	TOC	Chloride, Sulfate	8015 Chloroethanol (Pace Dallas)	6010-Iron/Mn	Ferric Iron calc. (send field Ferrous)	Ammonia	Nitrate+Nitrite	Total Phosphate (Pace Dallas)	Sulfide	CO2 Calc (Alkalinity +pH)	Residual Chlorine (Y/N)	Pace Project No./ Lab I.D. 60204425
1	MW-66-201510 BP3U A4S BP3Z BP3S BP3N	WT	G			10/6/15	1610		11	X	X	X	X	X					X	X	X	X	X	X	X	X	X	X		(3)DG4H (5)DG4H 012
2	MW-67-201510	WT	G			10/6/15	1400		11	X	X	X	X	X					X	X	X	X	X	X	X	X	X	X		↓ ↓ 013
3	EB-02-201510	WT	G			10/6/15	1725		3				X						X											(3)DG4H 014
4	TB-07-201510	WT	G			10/6/15	—		3				X						X											(2)DG4H 015
5	ITMW-2-201510	WT	G			10/6/15	1715		11	X	X	X	X	X					X	X	X	X	X	X	X	X	X	X	X		(5)DG4H (3)DG4H 016
6	MW-41R-201510	WT	G			10/6/15	1400		11	X	X	X	X	X					X	X	X	X	X	X	X	X	X	X	X		↓ ↓ 017
7	DUP-07-201510	WT	G			10/6/15	1400		3				X						X											(3)DG4H 018
8	IW-73-201510	WT	G			10/6/15	1600		11										X	X	X	X	X	X	X	X	X	X	X		(3)DG4H (5)DG4H 019
9	MW-40R-201510	WT	G			10/6/15	910		11	X	X	X	X	X					X	X	X	X	X	X	X	X	X	X	X		↓ ↓ 020
10	DUP-03-201510	WT	G			10/6/15	910		3				X						X											(3)DG4H 021
11	TB-08-201510	WT	G			10/6/15	—		3				X						X											(2)DG4H 022
12	MW-71-201510	WT	G			10/6/15	1100		11	X	X	X	X	X					X	X	X	X	X	X	X	X	X	X	X		(3)DG4H (3)DG4H 023

ADDITIONAL COMMENTS	RELINQUISHED BY / AFFILIATION	DATE	TIME	ACCEPTED BY / AFFILIATION	DATE	TIME	SAMPLE CONDITIONS			
Level IV data package required	Victoria Sielaff / Pemboll Environ	10/16/15	1800		10/16	0845	2.6	Y	Y	Y
							1.2	X	X	X

SAMPLER NAME AND SIGNATURE

PRINT Name of SAMPLER: Victoria Sielaff

SIGNATURE of SAMPLER: Victoria Sielaff DATE Signed (MM/DD/YY): 10/16/15

Temp In °C | Received on Ice (Y/N) | Custody Sealed Cooler (Y/N) | Samples Intact (Y/N)

*Important Note: By signing this form you are accepting Pace's NET 30 day payment terms and agreeing to late charges of 1.5% per month for any invoices not paid within 30 days.

F-ALL-Q-020rev.07, 15-Feb-2007

Pace Analytical
www.pacelabs.com

CHAIN-OF-CUSTODY / Analytical Request Document

The Chain-of-Custody is a LEGAL DOCUMENT. All relevant fields must be completed accurately.

Section A Required Client Information:		Section B Required Project Information:		Section C Invoice Information:	
Company:	Environ	Report To:	Wendy Stonestreet	Attention:	Tammy Gleason
Address:	7500 College Blvd., Ste. 925	Copy To:	Tammy Gleason	Company Name:	Environ
	Overland Park, KS 66210			Address:	250 Monroe Ave. NW Grand Rapids
Email To:	wstonestreet@environcorp.com	Purchase Order No.:	NA	Pace Quote Reference:	Michigan, 49503
Phone:	913-553-5926 Fax:	Project Name:	Fort Smith, AR	Pace Project Manager:	Colleen Clyne
Requested Due Date/TAT:		Project Number:		Pace Profile #:	7444, line 1

REGULATORY AGENCY

☐ NPDES ☐ GROUND WATER ☐ DRINKING WATER
☐ UST ☐ RCRA ☑ OTHER ADEQ

Site Location STATE: AR

Section D Required Client Information

SAMPLE ID
(A-Z, 0-9 / ,-)
Sample IDs MUST BE UNIQUE

Valid Matrix Codes

MATRIX	CODE
DRINKING WATER	DW
WATER	WT
WASTE WATER	WW
PRODUCT	P
SOIL/SOLID	SL
OIL	OL
WIPE	WP
AIR	AR
OTHER	OT
TISSUE	TS

ITEM #	SAMPLE ID	MATRIX CODE (see valid codes to left)	SAMPLE TYPE (G=GRAB C=COMP)	COLLECTED COMPOSITE START DATE	COLLECTED COMPOSITE START TIME	COLLECTED COMPOSITE END/GRAB DATE	COLLECTED COMPOSITE END/GRAB TIME	SAMPLE TEMP AT COLLECTION	# OF CONTAINERS	Preservatives: Unpreserved	H_2SO_4	HNO_3	HCl	NaOH	$Na_2S_2O_3$	Methanol	Other	Analysis Test Y/N	8260 VOCs	Alkalinity	TOC	Chloride, Sulfate	8015 Chloroethanol (Pace Dallas)	8010-Iron/Mn	Ferric Iron calc. (send field Ferrous)	Ammonia	Nitrate+Nitrite	Total Phosphate (Pace Dallas)	Sulfide	CO2 Calc (Alkalinity +pH)	Residual Chlorine (Y/N)	Pace Project No./ Lab I.D. 60204425
1	MW-72-201510 BP3N ACES BP3Z BP3S BP3N	WT	G			10/6/15	1120		11	X	X	X	X	X				X	X	X	X	X	X	X	X	X	X	(3)DG9H (3)DG9N	024
2	MW-62R-201510	WT	G			10/6/15	1000		11	X	X	X	X	X				X	X	X	X	X	X	X	X	X	X	↓	025
3	MW-80-201510	WT	G	(3)OTHR	(3)DG9N	10/6/15	1030		11	X	X	X	Z	X			X	X	X	X	X	X	X	X	X	X	X	7day notification	VOCs 026
4	MW-68-201510	WT	G			10/6/15	1000		11	X	X	X	X	X				X	X	X	X	X	X	X	X	X	X	(3)DG9H (3)DG9N	027
5	MW-36R-201510	WT	G			10/6/15	0935		11	X	X	X	X	X				X	X	X	X	X	X	X	X	X	X	(3)OTHR (3)DG9N	028
6	TB-10-201510	WT	G			10/6/15	—		3				X					X										(2)DG9H	029
7																														
8																														
9																														
10																														
11																														
12																														

ADDITIONAL COMMENTS	RELINQUISHED BY / AFFILIATION	DATE	TIME	ACCEPTED BY / AFFILIATION	DATE	TIME
Level IV data package required	Victoria Sieglen / Dawball Environ	10/6/15	1800		10/7	0845

SAMPLE CONDITIONS			
2.1	Y	Y	Y
4.1	Y	Y	Y

Temp in °C | Received on Ice (Y/N) | Custody Sealed Cooler (Y/N) | Samples Intact (Y/N)

SAMPLER NAME AND SIGNATURE

PRINT Name of SAMPLER: Victoria Sieglen

SIGNATURE of SAMPLER: Victoria Sieglen DATE Signed (MM/DD/YY): 10/6/15

*Important Note: By signing this form you are accepting Pace's NET 30 day payment terms and agreeing to late charges of 1.5% per month for any invoices not paid within 30 days.

Chain of Custody

Pace Analytical®
www.pacelabs.com

Workorder: 60204425 **Workorder Name:** Fort Smith, AR **Owner Received Date:** 10/7/2015 **Results Requested By:** 10/19/2015

Report To	Subcontract To
Colleen Clyne Pace Analytical Services, Inc. 9608 Loiret Blvd. Lenexa, KS 66219 Phone (913)599-5665 Fax (913)599-1759	Pace Analytical Dallas 400 West Bethany Drive Suite 190 Allen, TX 75013 Phone (972)727-1123

						Preserved Containers						Requested Analysis												
Item	Sample ID	Sample Type	Collect Date/Tim	Lab ID	Matrix	BP3S	DG9U					8015 Chloroethanol												LAB USE ONLY
1	MW-57R-201510	PS	10/6/2015 13:20	60204425001	Water	1	1					X												
2	MW-56R-201510	PS	10/6/2015 12:00	60204425002	Water	1	1					X												
3	MW-55R-201510	RQS	10/6/2015 12:00	60204425003	Water	1	1					X												
4	MW-82-201510	PS	10/6/2015 13:55	60204425005	Water	1	1					X												
5	IW-76-201510	PS	10/6/2015 16:00	60204425006	Water	1	1					X												
6	RW-69-201510	PS	10/6/2015 14:45	60204425007	Water	1	1					X												
7	MW-31R-201510	PS	10/6/2015 15:35	60204425008	Water	1	1					X												
8	MW-60R-201510	PS	10/6/2015 11:05	60204425010	Water	1	1					X												
9	MW-50R-201510	PS	10/6/2015 08:45	60204425011	Water	1	1					X												
10	MW-66-201510	PS	10/6/2015 16:10	60204425012	Water	1	1					X												
11	MW-67-201510	PS	10/6/2015 14:00	60204425013	Water	1	1					X												
12	ITMW-2-201510	PS	10/6/2015 17:15	60204425016	Water	1	1					X												
13	MW-41R-201510	PS	10/6/2015 14:00	60204425017	Water	1	1					X												
14	IW-73-201510	PS	10/6/2015 16:00	60204425019	Water	1	1					X												
15	MW-40R-201510	PS	10/6/2015 09:10	60204425020	Water	1	1					X												
16	MW-71-201510	PS	10/6/2015 17:00	60204425023	Water	1	1					X												
17	IW-72-201510	PS	10/6/2015 11:20	60204425024	Water	1	1					X												
18	MW-62R-201510	PS	10/6/2015 10:00	60204425025	Water	1	1					X												
19	IW-80-201510	PS	10/6/2015 10:30	60204425026	Water	1	1					X												

Chain of Custody

Pace Analytical®
www.pacelabs.com

Workorder: 60204425 **Workorder Name:** Fort Smith, AR **Owner Received Date:** 10/7/2015 **Results Requested By:** 10/19/2015

Report To	Subcontract To
Colleen Clyne Pace Analytical Services, Inc. 9608 Loiret Blvd. Lenexa, KS 66219 Phone (913)599-5665 Fax (913)599-1759	Pace Analytical Dallas 400 West Bethany Drive Suite 190 Allen, TX 75013 Phone (972)727-1123

						Preserved Containers						Requested Analysis												
Item	Sample ID	Sample Type	Collect Date/Tim	Lab ID	Matrix	BP3S	DG9U					8015 Chloroethanol												LAB USE ONLY
20	MW-68-201510	PS	10/6/2015 10:00	60204425027	Water	1	1					X												
21	MW-36R-201510	PS	10/6/2015 09:35	60204425028	Water	1	1					X												
22																								
23																								
24																								

Transfers	Released By	Date/Time	Received By	Date/Time
1				
2				
3				

Comments

Cooler Temperature on Receipt °C	Custody Seal Y or	Received on Ice Y or	Samples Intact Y or N

****In order to maintain client confidentiality, location/name of the sampling site, sampler's name and signature may not be provided on this COC document. This chain of custody is considered complete as is since this information is available in the owner laboratory.*

Chain of Custody

Pace Analytical®
www.pacelabs.com

Workorder: 60204425 **Workorder Name:** Fort Smith, AR **Owner Received Date:** 10/7/2015 **Results Requested By:** 10/19/2015

Report To	Subcontract To
Colleen Clyne Pace Analytical Services, Inc. 9608 Loiret Blvd. Lenexa, KS 66219 Phone (913)599-5665 Fax (913)599-1759	Pace Analytical Dallas 400 West Bethany Drive Suite 190 Allen, TX 75013 Phone (972)727-1123

						Preserved Containers						Requested Analysis												
Item	Sample ID	Sample Type	Collect Date/Tim	Lab ID	Matrix	BP3S	DG9U					8015 Chloroethanol												LAB USE ONLY
1	MW-57R-201510	PS	10/6/2015 13:20	60204425001	Water	1	1					X												001
2	MW-56R-201510	PS	10/6/2015 12:00	60204425002	Water	1	1					X												002
3	MW-55R-201510	RQS	10/6/2015 12:00	60204425003	Water	1	1					X												003
4	MW-82-201510	PS	10/6/2015 13:55	60204425005	Water	1	1					X												004
5	IW-76-201510	PS	10/6/2015 16:00	60204425006	Water	1	1					X												005
6	RW-69-201510	PS	10/6/2015 14:45	60204425007	Water	1	1					X												006
7	MW-31R-201510	PS	10/6/2015 15:35	60204425008	Water	1	1					X												007
8	MW-60R-201510	PS	10/6/2015 11:05	60204425010	Water	1	1					X												008
9	MW-50R-201510	PS	10/6/2015 08:45	60204425011	Water	1	1					X												009
10	MW-66-201510	PS	10/6/2015 16:10	60204425012	Water	1	1					X												010
11	MW-67-201510	PS	10/6/2015 14:00	60204425013	Water	1	1					X												011
12	ITMW-2-201510	PS	10/6/2015 17:15	60204425016	Water	1	1					X												012
13	MW-41R-201510	PS	10/6/2015 14:00	60204425017	Water	1	1					X												013
14	IW-73-201510	PS	10/6/2015 16:00	60204425019	Water	1	1					X												014
15	MW-40R-201510	PS	10/6/2015 09:10	60204425020	Water	1	1					X												015
16	MW-71-201510	PS	10/6/2015 17:00	60204425023	Water	1	1					X												016
17	IW-72-201510	PS	10/6/2015 11:20	60204425024	Water	1	1					X												017
18	MW-62R-201510	PS	10/6/2015 10:00	60204425025	Water	1	1					X												018
19	IW-80-201510	PS	10/6/2015 10:30	60204425026	Water	1	1					X												019

Page 230 of 238

WO# : 7532155



Chain of Custody

Pace Analytical®
www.pacelabs.com

Workorder: 60204425 **Workorder Name:** Fort Smith, AR **Owner Received Date:** 10/7/2015 **Results Requested By:** 10/19/2015

Report To	Subcontract To
Colleen Clyne Pace Analytical Services, Inc. 9608 Loiret Blvd. Lenexa, KS 66219 Phone (913)599-5665 Fax (913)599-1759	Pace Analytical Dallas 400 West Bethany Drive Suite 190 Allen, TX 75013 Phone (972)727-1123

Item	Sample ID	Sample Type	Collect Date/Tim	Lab ID	Matrix	Preserved Containers: BP3S	DG9U					Requested Analysis: 8015 Chloroethanol												LAB USE ONLY
20	MW-68-201510	PS	10/6/2015 10:00	60204425027	Water	1	1					X												020
21	MW-36R-201510	PS	10/6/2015 09:35	60204425028	Water	1	1					X												021
22																								
23																								
24																								

Transfers	Released By	Date/Time	Received By	Date/Time
1	[signature]	10/6/15 AOO	[signature]	10-9-15 0800
2				
3	4.8°C			

Comments

Cooler Temperature on Receipt 3.8 °C	Custody Seal Y or	Received on Ice Y or	Samples Intact Y or N

****In order to maintain client confidentiality, location/name of the sampling site, sampler's name and signature may not be provided on this COC document. This chain of custody is considered complete as is since this information is available in the owner laboratory.*

Pace Analytical

Sample Condition Upon Receipt
Dallas

Client Name: Pace Kansas Project Work order: 75532155

Courier: FedEX ☑ UPS ☐ USPS ☐ Client ☐ Courier ☐ LSO ☐ PACE ☐ Other:_____

Tracking#: 6508 8159 8000 6508 8159 8010

Custody Seal on Cooler/Box: Yes ☑ No ☐ **Seals Intact:** Yes ☑ No ☐ NA ☐

Packing Material: Bubble Wrap ☐ Bubble Bags ☐ Foam ☑ None ☐ Other ☑

Thermometer Used: IR-01 Type of Ice: Wet ☑ Blue ☐ None ☐ Sample Received on ice, cooling process has begun ☑

Cooler Temp: 3.8°C 4.8°C (Temp should be above freezing to 6°C)

Chain of Custody Present	Yes ☑ No ☐ NA ☐	1
Chain of Custody filled out	Yes ☑ No ☐ NA ☐	2
Chain of Custody relinquished	Yes ☑ No ☐ NA ☐	3
Sampler name & signature on COC	Yes ☐ No ☑ NA ☐	4
Sample received within HT	Yes ☑ No ☐ NA ☐	5
Short HT analyses (<72 hrs)	Yes ☐ No ☑ NA ☐	6
Rush TAT requested	Yes ☐ No ☑ NA ☐	7
Sufficient Volume received	Yes ☑ No ☐ NA ☐	8
Correct Container used Pace Container used	Yes ☑ No ☐ NA ☐ Yes ☑ No ☐ NA ☐	9
Container Intact	Yes ☑ No ☐ NA ☐	10
Unpreserved 5035A soil frozen within 48 hrs	Yes ☐ No ☐ NA ☑	11
Filtered volume received for Dissolved tests	Yes ☐ No ☐ NA ☑	12
Sample labels match COC Include date/time/ID/analyses Matrix: WATER	Yes ☑ No ☐ NA ☐	13
All containers needing preservation have been checked	Yes ☐ No ☐ NA ☑	14a. Lot# of pH strip:_____ pH checked Yes ☐ No ☐ pH<2 ☐ pH>9 ☐ pH>12 ☐ Lot# of Iodine strip:_____ Lot# of Lead Acetate strip:_____
Do containers require preservation at the lab	Yes ☐ No ☐ NA ☑	14b. Preservation: / Lot#:
All containers needing preservation are found to be in Compliance with EPA recommendation **Exception**: VOA, coliform, O&G	Yes ☐ No ☐ NA ☑ Yes ☑ No ☐	14c.
Are soil samples (volatiles) received in Bulk ☐ Terracore ☐ EnCore ☐	NA ☑	15.
Trip Blank present Trip Blank Custody Seals Intact Pace Trip Blank Lot# (if purchased):_____	Yes ☐ No ☐ NA ☑ Yes ☐ No ☐ NA ☑	16.
Headspace in VOA (>6mm)	Yes ☐ No ☐ NA ☑	17.
Project sampled in USDA Regulated Area:	Yes ☐ No ☐ NA ☑	18. List State _____

Client Notification/Resolution/Comments:

Person Contacted:_____ Date:_____

Comments/Resolution:_____

Person Examining Contents: SS Date: 10/9/15

Pace Analytical Services - Dallas

Sample Container Count-

COC PAGE 1 of 2

COC ID# _____

Pace Project # 7532155

Sample Line Item	AG1S	AG1U	AG3S	BG1S	BP1U	BP2N	BP2S	BP2U	BP20	SP5T	VG9H	DG9M	VG9U	VG9W	WGFU	WGKU	BP3C	GN	WG2U	BP3S	DG9U			
1																					3			
2																					3			
3																					3			
4																					3			
5																					3			
6																					3			
7																					3			
8																					3			
9																					3			
10																					3			
11																					3			
12																					3			

Container Codes

AF	Air Filter	BP1A	1 liter NaOH, Asc Acid plastic	BP3S	250mL H2SO4 plastic	R	terra core kit
AG1H	1L HCL Amber Glass	BP1N	1 liter HNO3 plastic	BP3U	250mL unpreserved plastic	SP5T	120mL Coliform Na Thiosulfate
AG1S	1L H2SO4 Amber Glass	BP1S	1 liter H2SO4 plastic	BP3Z	250mL NaOH, Zn Ac plastic	SP5U	120mL Coliform unpreserved
AG1T	1L Sodium Thiosulfate Amber	BP1U	1 liter unpreserved plastic	C	Air Cassettes	VG9H	40mL HCL clear vial
AG1U	1L Unpreserved Amber Glass	BP1Z	1 liter NaOH, Zn, Ac	DG9B	40mL Na Bisulfate amber vial	VG9T	40mL Na Thio. clear vial
AG2N	500mL HNO3 amber glass	BP2A	500mL NaOH, Asc Acid plasti	DG9H	40mL HCL amber voa vial	VG9U	40mL unpreserved clear vial
AG2S	500mL H2SO4 amber glass	BP2N	500mL HNO3 plastic	DG9M	40mL MeOH clear vial	VG9W	40mL Unpreserved Tared
AG2U	500mL unpreserved amber glas	BP2O	500mL NaOH plastic	DG9P	40mL TSP amber vial	VSG	Headspace septa vial & HCL
AG3S	250mL H2SO4 glass amber	BP2S	500mL H2SO4 plastic	DG9S	40mL H2SO4 amber vial	WGFU	4oz clear soil jar
AG3U	250mL unpreserved amber glas	BP2U	500mL unpreserved plastic	DG9T	40mL Na Thio amber vial	WGFX	4oz wide jar w/hexane wipe
BG1H	1 liter HCL clear glass	BP2Z	500mL NaOH, Zn Ac	DG9U	40mL unpreserved amber vial	WGKU	8oz wide jar upreserved
BG1S	1 liter H2SO4 clear glass	BP3A	250mL NaOh, Asc Acid plastic	GN	General unpreserved	WG2U	2oz clear jar
BG1T	1 liter Na Thiosulfate clear gla	BP3C	250mL NaOH plastic	I	Wipe/Swab	ZPLC	Ziploc Bag
BG1U	1 liter unpreserved glass	BP3N	250mL HNO3 plastic	JGFU	4oz unpreserved amber wide	Other	Other

Pace Analytical Services - Dallas

Sample Container Count-

COC PAGE 2 of 2

COC ID# _____

Pace Project # 7532155

Sample Line Item	AG1S	AG1U	AG3S	BG1S	BP1U	BP2N	BP2S	BP2U	BP20	SP5T	VG9H	DG9M	VG9U	VG9W	WGFU	WGKU	BP3C	GN	WG2U	BP3S	DG9U			
1																					3			
2																					3			
3																					3			
4																					3			
5																					3			
6																					3			
7																					3			
8																					3			
9																					3			
10																								
11																								
12																								

Container Codes

AF	Air Filter	BP1A	1 liter NaOH, Asc Acid plastic	BP3S	250mL H2SO4 plastic	R	terra core kit
AG1H	1L HCL Amber Glass	BP1N	1 liter HNO3 plastic	BP3U	250mL unpreserved plastic	SP5T	120mL Coliform Na Thiosulfate
AG1S	1L H2SO4 Amber Glass	BP1S	1 liter H2SO4 plastic	BP3Z	250mL NaOH, Zn Ac plastic	SP5U	120mL Coliform unpreserved
AG1T	1L Sodium Thiosulfate Amber	BP1U	1 liter unpreserved plastic	C	Air Cassettes	VG9H	40mL HCL clear vial
AG1U	1L Unpreserved Amber Glass	BP1Z	1 liter NaOH, Zn, Ac	DG9B	40mL Na Bisulfate amber vial	VG9T	40mL Na Thio. clear vial
AG2N	500mL HNO3 amber glass	BP2A	500mL NaOH, Asc Acid plasti	DG9H	40mL HCL amber voa vial	VG9U	40mL unpreserved clear vial
AG2S	500mL H2SO4 amber glass	BP2N	500mL HNO3 plastic	DG9M	40mL MeOH clear vial	VG9W	40mL Unpreserved Tared
AG2U	500mL unpreserved amber glas	BP2O	500mL NaOH plastic	DG9P	40mL TSP amber vial	VSG	Headspace septa vial & HCL
AG3S	250mL H2SO4 glass amber	BP2S	500mL H2SO4 plastic	DG9S	40mL H2SO4 amber vial	WGFU	4oz clear soil jar
AG3U	250mL unpreserved amber glas	BP2U	500mL unpreserved plastic	DG9T	40mL Na Thio amber vial	WGFX	4oz wide jar w/hexane wipe
BG1H	1 liter HCL clear glass	BP2Z	500mL NaOH, Zn Ac	DG9U	40mL unpreserved amber vial	WGKU	8oz wide jar upreserved
BG1S	1 liter H2SO4 clear glass	BP3A	250mL NaOh, Asc Acid plastic	GN	General unpreserved	WG2U	2oz clear jar
BG1T	1 liter Na Thiosulfate clear gla	BP3C	250mL NaOH plastic	I	Wipe/Swab	ZPLC	Ziploc Bag
BG1U	1 liter unpreserved glass	BP3N	250mL HNO3 plastic	JGFU	4oz unpreserved amber wide	Other	Other

Pace Analytical Services, Inc.
9608 Loiret Blvd.
Lenexa, KS 66219
(913)599-5665

October 16, 2015

Wendy Stonestreet
Environ International Corporation
7500 College Blvd Ste 925
Overland Park, KS 66210

RE: Project: Fort Smith, AR
Pace Project No.: 60204426

Dear Wendy Stonestreet:
Enclosed are the analytical results for sample(s) received by the laboratory on October 07, 2015. The results relate only to the samples included in this report. Results reported herein conform to the most current TNI standards and the laboratory's Quality Assurance Manual, where applicable, unless otherwise noted in the body of the report.

If you have any questions concerning this report, please feel free to contact me.

Sincerely,

Colleen Clyne
colleen.clyne@pacelabs.com
Project Manager

Enclosures

cc: Tamara Gleason, ENVIRON International Corporation

This report shall not be reproduced, except in full,
without the written consent of Pace Analytical Services, Inc..

Pace Analytical Services, Inc.
9608 Loiret Blvd.
Lenexa, KS 66219
(913)599-5665

CERTIFICATIONS

Project: Fort Smith, AR
Pace Project No.: 60204426

Kansas Certification IDs
9608 Loiret Boulevard, Lenexa, KS 66219
WY STR Certification #: 2456.01
Arkansas Certification #: 15-016-0
Illinois Certification #: 003097
Iowa Certification #: 118
Kansas/NELAP Certification #: E-10116
Louisiana Certification #: 03055
Nevada Certification #: KS000212008A
Oklahoma Certification #: 9205/9935
Texas Certification #: T104704407
Utah Certification #: KS00021

Dallas Certification IDs:
400 West Bethany Dr Suite 190, Allen, TX 75013
EPA# TX00074
Texas Certification #: T104704232-14-8
Kansas Certification #: E-10388
Arkansas Certification #: 88-0647
Oklahoma Certification #: 2014-055
Louisiana Certification #: 02007

This report shall not be reproduced, except in full,
without the written consent of Pace Analytical Services, Inc..

Pace Analytical Services, Inc.
9608 Loiret Blvd.
Lenexa, KS 66219
(913)599-5665

SAMPLE SUMMARY

Project: Fort Smith, AR
Pace Project No.: 60204426

Lab ID	Sample ID	Matrix	Date Collected	Date Received
60204426001	**MW-99-201510**	Water	10/06/15 08:35	10/07/15 08:45
60204426002	**TB-09-201510**	Water	10/06/15 00:00	10/07/15 08:45
60204426003	**MW-183-201510**	Water	10/06/15 10:41	10/07/15 08:45
60204426004	**MW-98-201510**	Water	10/06/15 12:50	10/07/15 08:45

REPORT OF LABORATORY ANALYSIS

This report shall not be reproduced, except in full,
without the written consent of Pace Analytical Services, Inc..

Pace Analytical Services, Inc.
9608 Loiret Blvd.
Lenexa, KS 66219
(913)599-5665

SAMPLE ANALYTE COUNT

Project: Fort Smith, AR
Pace Project No.: 60204426

Lab ID	Sample ID	Method	Analysts	Analytes Reported	Laboratory
60204426001	**MW-99-201510**	EPA 8015 - Alcohol	MS1	1	PASI-D
		EPA 6010	JGP	2	PASI-K
		EPA 5030B/8260	PGH	38	PASI-K
		SM 2320B	LDB	3	PASI-K
		SM 3500-Fe B#4	TJG	1	PASI-K
		SM 4500-H+B	TJG	1	PASI-K
		SM 4500-S-2 D	LDB	1	PASI-K
		EPA 300.0	AJM	2	PASI-K
		EPA 350.1	RAB	1	PASI-K
		EPA 353.2	RAB	3	PASI-K
		EPA 365.4	RAB	1	PASI-K
		SM 4500-CO2 D	TJG	1	PASI-K
		SM 5310C	ESM	1	PASI-K
60204426002	**TB-09-201510**	EPA 5030B/8260	PGH	38	PASI-K
60204426003	**MW-183-201510**	EPA 8015 - Alcohol	MS1	1	PASI-D
		EPA 6010	JGP	2	PASI-K
		EPA 5030B/8260	PGH	38	PASI-K
		SM 2320B	LDB	3	PASI-K
		SM 3500-Fe B#4	TJG	1	PASI-K
		SM 4500-H+B	TJG	1	PASI-K
		SM 4500-S-2 D	LDB	1	PASI-K
		EPA 300.0	AJM	2	PASI-K
		EPA 350.1	RAB	1	PASI-K
		EPA 353.2	RAB	3	PASI-K
		EPA 365.4	RAB	1	PASI-K
		SM 4500-CO2 D	TJG	1	PASI-K
		SM 5310C	ESM	1	PASI-K
60204426004	**MW-98-201510**	EPA 8015 - Alcohol	MS1	1	PASI-D
		EPA 6010	JGP	2	PASI-K
		EPA 5030B/8260	PGH	38	PASI-K
		SM 2320B	LDB	3	PASI-K
		SM 3500-Fe B#4	TJG	1	PASI-K
		SM 4500-H+B	TJG	1	PASI-K
		SM 4500-S-2 D	LDB	1	PASI-K
		EPA 300.0	AJM	2	PASI-K
		EPA 350.1	RAB	1	PASI-K
		EPA 353.2	RAB	3	PASI-K

This report shall not be reproduced, except in full,
without the written consent of Pace Analytical Services, Inc..

Pace Analytical Services, Inc.
9608 Loiret Blvd.
Lenexa, KS 66219
(913)599-5665

SAMPLE ANALYTE COUNT

Project: Fort Smith, AR
Pace Project No.: 60204426

Lab ID	Sample ID	Method	Analysts	Analytes Reported	Laboratory
		EPA 365.4	RAB	1	PASI-K
		SM 4500-CO2 D	TJG	1	PASI-K
		SM 5310C	ESM	1	PASI-K

This report shall not be reproduced, except in full,
without the written consent of Pace Analytical Services, Inc..

Pace Analytical Services, Inc.
9608 Loiret Blvd.
Lenexa, KS 66219
(913)599-5665

PROJECT NARRATIVE

Project: Fort Smith, AR
Pace Project No.: 60204426

Method: **EPA 8015 - Alcohol**
Description: Alcohol by Direct Inject GCFID
Client: Environ_AR
Date: October 16, 2015

General Information:
3 samples were analyzed for EPA 8015 - Alcohol. All samples were received in acceptable condition with any exceptions noted below or on the chain-of custody and/or the sample condition upon receipt form (SCUR) attached at the end of this report.

Hold Time:
The samples were analyzed within the method required hold times with any exceptions noted below.

Initial Calibrations (including MS Tune as applicable):
All criteria were within method requirements with any exceptions noted below.

Continuing Calibration:
All criteria were within method requirements with any exceptions noted below.

Surrogates:
All surrogates were within QC limits with any exceptions noted below.

Method Blank:
All analytes were below the report limit in the method blank, where applicable, with any exceptions noted below.

Laboratory Control Spike:
All laboratory control spike compounds were within QC limits with any exceptions noted below.

Matrix Spikes:
All percent recoveries and relative percent differences (RPDs) were within acceptance criteria with any exceptions noted below.

Additional Comments:

This report shall not be reproduced, except in full,
without the written consent of Pace Analytical Services, Inc..

Pace Analytical Services, Inc.
9608 Loiret Blvd.
Lenexa, KS 66219
(913)599-5665

PROJECT NARRATIVE

Project: Fort Smith, AR
Pace Project No.: 60204426

Method: **EPA 6010**
Description: 6010 MET ICP
Client: Environ_AR
Date: October 16, 2015

General Information:
3 samples were analyzed for EPA 6010. All samples were received in acceptable condition with any exceptions noted below or on the chain-of custody and/or the sample condition upon receipt form (SCUR) attached at the end of this report.

Hold Time:
The samples were analyzed within the method required hold times with any exceptions noted below.

Sample Preparation:
The samples were prepared in accordance with EPA 3010 with any exceptions noted below.

Initial Calibrations (including MS Tune as applicable):
All criteria were within method requirements with any exceptions noted below.

Continuing Calibration:
All criteria were within method requirements with any exceptions noted below.

Method Blank:
All analytes were below the report limit in the method blank, where applicable, with any exceptions noted below.

Laboratory Control Spike:
All laboratory control spike compounds were within QC limits with any exceptions noted below.

Matrix Spikes:
All percent recoveries and relative percent differences (RPDs) were within acceptance criteria with any exceptions noted below.

Additional Comments:

This report shall not be reproduced, except in full,
without the written consent of Pace Analytical Services, Inc..

Pace Analytical Services, Inc.
9608 Loiret Blvd.
Lenexa, KS 66219
(913)599-5665

PROJECT NARRATIVE

Project: Fort Smith, AR
Pace Project No.: 60204426

Method: **EPA 5030B/8260**
Description: 8260 MSV
Client: Environ_AR
Date: October 16, 2015

General Information:
4 samples were analyzed for EPA 5030B/8260. All samples were received in acceptable condition with any exceptions noted below or on the chain-of custody and/or the sample condition upon receipt form (SCUR) attached at the end of this report.

Hold Time:
The samples were analyzed within the method required hold times with any exceptions noted below.

Initial Calibrations (including MS Tune as applicable):
All criteria were within method requirements with any exceptions noted below.

Continuing Calibration:
All criteria were within method requirements with any exceptions noted below.

Internal Standards:
All internal standards were within QC limits with any exceptions noted below.

Surrogates:
All surrogates were within QC limits with any exceptions noted below.

Method Blank:
All analytes were below the report limit in the method blank, where applicable, with any exceptions noted below.

QC Batch: MSV/72146

B: Analyte was detected in the associated method blank.
- BLANK for HBN 403892 [MSV/7214 (Lab ID: 1646653)
  - Chloromethane

Laboratory Control Spike:
All laboratory control spike compounds were within QC limits with any exceptions noted below.

Matrix Spikes:
All percent recoveries and relative percent differences (RPDs) were within acceptance criteria with any exceptions noted below.

QC Batch: MSV/72146

A matrix spike/matrix spike duplicate was not performed due to insufficient sample volume.

QC Batch: MSV/72158

A matrix spike and/or matrix spike duplicate (MS/MSD) were performed on the following sample(s): 60204563001

M1: Matrix spike recovery exceeded QC limits. Batch accepted based on laboratory control sample (LCS) recovery.
- MS (Lab ID: 1647434)
  - Acetone
  - Chloroethane
- MSD (Lab ID: 1647435)
  - Acetone
  - Chloroform

This report shall not be reproduced, except in full,
without the written consent of Pace Analytical Services, Inc..

Pace Analytical Services, Inc.
9608 Loiret Blvd.
Lenexa, KS 66219
(913)599-5665

PROJECT NARRATIVE

Project: Fort Smith, AR
Pace Project No.: 60204426

Method: **EPA 5030B/8260**
Description: 8260 MSV
Client: Environ_AR
Date: October 16, 2015

QC Batch: MSV/72158

A matrix spike and/or matrix spike duplicate (MS/MSD) were performed on the following sample(s): 60204563001

R1: RPD value was outside control limits.

- MSD (Lab ID: 1647435)
  - Ethylbenzene

Additional Comments:

This report shall not be reproduced, except in full,
without the written consent of Pace Analytical Services, Inc..

Pace Analytical Services, Inc.
9608 Loiret Blvd.
Lenexa, KS 66219
(913)599-5665

PROJECT NARRATIVE

Project: Fort Smith, AR
Pace Project No.: 60204426

Method: **SM 2320B**
Description: 2320B Alkalinity
Client: Environ_AR
Date: October 16, 2015

General Information:
3 samples were analyzed for SM 2320B. All samples were received in acceptable condition with any exceptions noted below or on the chain-of custody and/or the sample condition upon receipt form (SCUR) attached at the end of this report.

Hold Time:
The samples were analyzed within the method required hold times with any exceptions noted below.

Method Blank:
All analytes were below the report limit in the method blank, where applicable, with any exceptions noted below.

Laboratory Control Spike:
All laboratory control spike compounds were within QC limits with any exceptions noted below.

Matrix Spikes:
All percent recoveries and relative percent differences (RPDs) were within acceptance criteria with any exceptions noted below.

Duplicate Sample:
All duplicate sample results were within method acceptance criteria with any exceptions noted below.

Additional Comments:

This report shall not be reproduced, except in full,
without the written consent of Pace Analytical Services, Inc..

Pace Analytical Services, Inc.
9608 Loiret Blvd.
Lenexa, KS 66219
(913)599-5665

PROJECT NARRATIVE

Project: Fort Smith, AR
Pace Project No.: 60204426

Method: **SM 3500-Fe B#4**
Description: Iron, Ferric (Calculation)
Client: Environ_AR
Date: October 16, 2015

General Information:
3 samples were analyzed for SM 3500-Fe B#4. All samples were received in acceptable condition with any exceptions noted below or on the chain-of custody and/or the sample condition upon receipt form (SCUR) attached at the end of this report.

Hold Time:
The samples were analyzed within the method required hold times with any exceptions noted below.

Method Blank:
All analytes were below the report limit in the method blank, where applicable, with any exceptions noted below.

Laboratory Control Spike:
All laboratory control spike compounds were within QC limits with any exceptions noted below.

Matrix Spikes:
All percent recoveries and relative percent differences (RPDs) were within acceptance criteria with any exceptions noted below.

Additional Comments:

Batch Comments:

Ferrous iron performed in the field
- QC Batch: WET / 57807

This report shall not be reproduced, except in full,
without the written consent of Pace Analytical Services, Inc..

Pace Analytical Services, Inc.
9608 Loiret Blvd.
Lenexa, KS 66219
(913)599-5665

PROJECT NARRATIVE

Project: Fort Smith, AR
Pace Project No.: 60204426

Method: **SM 4500-H+B**
Description: 4500H+ pH, Electrometric
Client: Environ_AR
Date: October 16, 2015

General Information:
3 samples were analyzed for SM 4500-H+B. All samples were received in acceptable condition with any exceptions noted below or on the chain-of custody and/or the sample condition upon receipt form (SCUR) attached at the end of this report.

Hold Time:
The samples were analyzed within the method required hold times with any exceptions noted below.

H6: Analysis initiated outside of the 15 minute EPA recommended holding time.
- MW-183-201510 (Lab ID: 60204426003)
- MW-98-201510 (Lab ID: 60204426004)
- MW-99-201510 (Lab ID: 60204426001)

Method Blank:
All analytes were below the report limit in the method blank, where applicable, with any exceptions noted below.

Laboratory Control Spike:
All laboratory control spike compounds were within QC limits with any exceptions noted below.

Matrix Spikes:
All percent recoveries and relative percent differences (RPDs) were within acceptance criteria with any exceptions noted below.

Additional Comments:

Batch Comments:

Field pH
- QC Batch: WET / 57811

This report shall not be reproduced, except in full,
without the written consent of Pace Analytical Services, Inc..

Pace Analytical Services, Inc.
9608 Loiret Blvd.
Lenexa, KS 66219
(913)599-5665

PROJECT NARRATIVE

Project: Fort Smith, AR
Pace Project No.: 60204426

Method: **SM 4500-S-2 D**
Description: 4500S2D Sulfide, Total
Client: Environ_AR
Date: October 16, 2015

General Information:
3 samples were analyzed for SM 4500-S-2 D. All samples were received in acceptable condition with any exceptions noted below or on the chain-of custody and/or the sample condition upon receipt form (SCUR) attached at the end of this report.

Hold Time:
The samples were analyzed within the method required hold times with any exceptions noted below.

Method Blank:
All analytes were below the report limit in the method blank, where applicable, with any exceptions noted below.

Laboratory Control Spike:
All laboratory control spike compounds were within QC limits with any exceptions noted below.

Matrix Spikes:
All percent recoveries and relative percent differences (RPDs) were within acceptance criteria with any exceptions noted below.

Duplicate Sample:
All duplicate sample results were within method acceptance criteria with any exceptions noted below.

Additional Comments:

This report shall not be reproduced, except in full,
without the written consent of Pace Analytical Services, Inc..

Pace Analytical Services, Inc.
9608 Loiret Blvd.
Lenexa, KS 66219
(913)599-5665

PROJECT NARRATIVE

Project: Fort Smith, AR
Pace Project No.: 60204426

Method: **EPA 300.0**
Description: 300.0 IC Anions 28 Days
Client: Environ_AR
Date: October 16, 2015

General Information:
3 samples were analyzed for EPA 300.0. All samples were received in acceptable condition with any exceptions noted below or on the chain-of custody and/or the sample condition upon receipt form (SCUR) attached at the end of this report.

Hold Time:
The samples were analyzed within the method required hold times with any exceptions noted below.

Initial Calibrations (including MS Tune as applicable):
All criteria were within method requirements with any exceptions noted below.

Continuing Calibration:
All criteria were within method requirements with any exceptions noted below.

Method Blank:
All analytes were below the report limit in the method blank, where applicable, with any exceptions noted below.

Laboratory Control Spike:
All laboratory control spike compounds were within QC limits with any exceptions noted below.

Matrix Spikes:
All percent recoveries and relative percent differences (RPDs) were within acceptance criteria with any exceptions noted below.

Additional Comments:

This report shall not be reproduced, except in full,
without the written consent of Pace Analytical Services, Inc..

Pace Analytical Services, Inc.
9608 Loiret Blvd.
Lenexa, KS 66219
(913)599-5665

PROJECT NARRATIVE

Project: Fort Smith, AR
Pace Project No.: 60204426

Method: **EPA 350.1**
Description: 350.1 Ammonia
Client: Environ_AR
Date: October 16, 2015

General Information:
3 samples were analyzed for EPA 350.1. All samples were received in acceptable condition with any exceptions noted below or on the chain-of custody and/or the sample condition upon receipt form (SCUR) attached at the end of this report.

Hold Time:
The samples were analyzed within the method required hold times with any exceptions noted below.

Initial Calibrations (including MS Tune as applicable):
All criteria were within method requirements with any exceptions noted below.

Continuing Calibration:
All criteria were within method requirements with any exceptions noted below.

Method Blank:
All analytes were below the report limit in the method blank, where applicable, with any exceptions noted below.

Laboratory Control Spike:
All laboratory control spike compounds were within QC limits with any exceptions noted below.

Matrix Spikes:
All percent recoveries and relative percent differences (RPDs) were within acceptance criteria with any exceptions noted below.

QC Batch: WETA/36348

A matrix spike and/or matrix spike duplicate (MS/MSD) were performed on the following sample(s): 60204543001,60204648002

M1: Matrix spike recovery exceeded QC limits. Batch accepted based on laboratory control sample (LCS) recovery.

- MS (Lab ID: 1649426)
  - Nitrogen, Ammonia

Duplicate Sample:
All duplicate sample results were within method acceptance criteria with any exceptions noted below.

Additional Comments:

This report shall not be reproduced, except in full,
without the written consent of Pace Analytical Services, Inc..

Pace Analytical Services, Inc.
9608 Loiret Blvd.
Lenexa, KS 66219
(913)599-5665

PROJECT NARRATIVE

Project: Fort Smith, AR
Pace Project No.: 60204426

Method: **EPA 353.2**
Description: 353.2 Nitrogen, NO2/NO3 unpres
Client: Environ_AR
Date: October 16, 2015

General Information:
3 samples were analyzed for EPA 353.2. All samples were received in acceptable condition with any exceptions noted below or on the chain-of custody and/or the sample condition upon receipt form (SCUR) attached at the end of this report.

Hold Time:
The samples were analyzed within the method required hold times with any exceptions noted below.

Initial Calibrations (including MS Tune as applicable):
All criteria were within method requirements with any exceptions noted below.

Continuing Calibration:
All criteria were within method requirements with any exceptions noted below.

Method Blank:
All analytes were below the report limit in the method blank, where applicable, with any exceptions noted below.

Laboratory Control Spike:
All laboratory control spike compounds were within QC limits with any exceptions noted below.

Matrix Spikes:
All percent recoveries and relative percent differences (RPDs) were within acceptance criteria with any exceptions noted below.

QC Batch: WETA/36248

A matrix spike and/or matrix spike duplicate (MS/MSD) were performed on the following sample(s): 60204416001,60204434002

M1: Matrix spike recovery exceeded QC limits. Batch accepted based on laboratory control sample (LCS) recovery.

- MS (Lab ID: 1645652)
  - Nitrogen, NO2 plus NO3
  - Nitrogen, Nitrate

Duplicate Sample:
All duplicate sample results were within method acceptance criteria with any exceptions noted below.

Additional Comments:

This report shall not be reproduced, except in full,
without the written consent of Pace Analytical Services, Inc..

Pace Analytical Services, Inc.
9608 Loiret Blvd.
Lenexa, KS 66219
(913)599-5665

PROJECT NARRATIVE

Project: Fort Smith, AR
Pace Project No.: 60204426

Method: **EPA 365.4**
Description: 365.4 Total Phosphorus
Client: Environ_AR
Date: October 16, 2015

General Information:
3 samples were analyzed for EPA 365.4. All samples were received in acceptable condition with any exceptions noted below or on the chain-of custody and/or the sample condition upon receipt form (SCUR) attached at the end of this report.

Hold Time:
The samples were analyzed within the method required hold times with any exceptions noted below.

Initial Calibrations (including MS Tune as applicable):
All criteria were within method requirements with any exceptions noted below.

Continuing Calibration:
All criteria were within method requirements with any exceptions noted below.

Method Blank:
All analytes were below the report limit in the method blank, where applicable, with any exceptions noted below.

Laboratory Control Spike:
All laboratory control spike compounds were within QC limits with any exceptions noted below.

Matrix Spikes:
All percent recoveries and relative percent differences (RPDs) were within acceptance criteria with any exceptions noted below.

Duplicate Sample:
All duplicate sample results were within method acceptance criteria with any exceptions noted below.

Additional Comments:

This report shall not be reproduced, except in full,
without the written consent of Pace Analytical Services, Inc..

Pace Analytical Services, Inc.
9608 Loiret Blvd.
Lenexa, KS 66219
(913)599-5665

PROJECT NARRATIVE

Project: Fort Smith, AR
Pace Project No.: 60204426

Method: **SM 4500-CO2 D**
Description: Total Carbon Dioxide Calc
Client: Environ_AR
Date: October 16, 2015

General Information:
3 samples were analyzed for SM 4500-CO2 D. All samples were received in acceptable condition with any exceptions noted below or on the chain-of custody and/or the sample condition upon receipt form (SCUR) attached at the end of this report.

Hold Time:
The samples were analyzed within the method required hold times with any exceptions noted below.

Initial Calibrations (including MS Tune as applicable):
All criteria were within method requirements with any exceptions noted below.

Continuing Calibration:
All criteria were within method requirements with any exceptions noted below.

Method Blank:
All analytes were below the report limit in the method blank, where applicable, with any exceptions noted below.

Laboratory Control Spike:
All laboratory control spike compounds were within QC limits with any exceptions noted below.

Matrix Spikes:
All percent recoveries and relative percent differences (RPDs) were within acceptance criteria with any exceptions noted below.

Additional Comments:

This report shall not be reproduced, except in full,
without the written consent of Pace Analytical Services, Inc..

Pace Analytical Services, Inc.
9608 Loiret Blvd.
Lenexa, KS 66219
(913)599-5665

PROJECT NARRATIVE

Project: Fort Smith, AR
Pace Project No.: 60204426

Method: **SM 5310C**
Description: 5310C TOC
Client: Environ_AR
Date: October 16, 2015

General Information:
3 samples were analyzed for SM 5310C. All samples were received in acceptable condition with any exceptions noted below or on the chain-of custody and/or the sample condition upon receipt form (SCUR) attached at the end of this report.

Hold Time:
The samples were analyzed within the method required hold times with any exceptions noted below.

Initial Calibrations (including MS Tune as applicable):
All criteria were within method requirements with any exceptions noted below.

Continuing Calibration:
All criteria were within method requirements with any exceptions noted below.

Method Blank:
All analytes were below the report limit in the method blank, where applicable, with any exceptions noted below.

Laboratory Control Spike:
All laboratory control spike compounds were within QC limits with any exceptions noted below.

Matrix Spikes:
All percent recoveries and relative percent differences (RPDs) were within acceptance criteria with any exceptions noted below.

QC Batch: WETA/36299

A matrix spike and/or matrix spike duplicate (MS/MSD) were performed on the following sample(s): 60204425003

M1: Matrix spike recovery exceeded QC limits. Batch accepted based on laboratory control sample (LCS) recovery.

- MS (Lab ID: 1647819)
  - Total Organic Carbon

Duplicate Sample:
All duplicate sample results were within method acceptance criteria with any exceptions noted below.

Additional Comments:

This data package has been reviewed for quality and completeness and is approved for release.

This report shall not be reproduced, except in full,
without the written consent of Pace Analytical Services, Inc..

Pace Analytical Services, Inc.
9608 Loiret Blvd.
Lenexa, KS 66219
(913)599-5665

ANALYTICAL RESULTS

Project: Fort Smith, AR
Pace Project No.: 60204426

Sample: MW-99-201510 **Lab ID: 60204426001** Collected: 10/06/15 08:35 Received: 10/07/15 08:45 Matrix: Water

Parameters	Results	Units	Report Limit	MDL	DF	Prepared	Analyzed	CAS No.	Qual
Alcohol by Direct Inject GCFID	Analytical Method: EPA 8015 - Alcohol								
2-Chloroethanol	ND	ug/L	10000	1980	1		10/13/15 09:31	107-07-3	
6010 MET ICP	Analytical Method: EPA 6010 Preparation Method: EPA 3010								
Iron	**1940**	ug/L	50.0	9.0	1	10/08/15 09:50	10/14/15 16:25	7439-89-6	
Manganese	**41.4**	ug/L	5.0	2.4	1	10/08/15 09:50	10/14/15 16:25	7439-96-5	
8260 MSV	Analytical Method: EPA 5030B/8260								
Acetone	ND	ug/L	10.0	1.9	1		10/09/15 04:36	67-64-1	
Benzene	ND	ug/L	1.0	0.060	1		10/09/15 04:36	71-43-2	
Bromodichloromethane	ND	ug/L	1.0	0.19	1		10/09/15 04:36	75-27-4	
Bromoform	ND	ug/L	1.0	0.070	1		10/09/15 04:36	75-25-2	
Bromomethane	ND	ug/L	5.0	0.16	1		10/09/15 04:36	74-83-9	
2-Butanone (MEK)	ND	ug/L	10.0	0.59	1		10/09/15 04:36	78-93-3	
Carbon disulfide	ND	ug/L	5.0	0.12	1		10/09/15 04:36	75-15-0	
Carbon tetrachloride	ND	ug/L	1.0	0.18	1		10/09/15 04:36	56-23-5	
Chlorobenzene	ND	ug/L	1.0	0.21	1		10/09/15 04:36	108-90-7	
Chloroethane	ND	ug/L	1.0	0.15	1		10/09/15 04:36	75-00-3	
Chloroform	ND	ug/L	1.0	0.14	1		10/09/15 04:36	67-66-3	
Chloromethane	**0.29J**	ug/L	1.0	0.080	1		10/09/15 04:36	74-87-3	B
Dibromochloromethane	ND	ug/L	1.0	0.21	1		10/09/15 04:36	124-48-1	
1,1-Dichloroethane	ND	ug/L	1.0	0.050	1		10/09/15 04:36	75-34-3	
1,2-Dichloroethane	ND	ug/L	1.0	0.12	1		10/09/15 04:36	107-06-2	
1,1-Dichloroethene	ND	ug/L	1.0	0.20	1		10/09/15 04:36	75-35-4	
cis-1,2-Dichloroethene	ND	ug/L	1.0	0.080	1		10/09/15 04:36	156-59-2	
trans-1,2-Dichloroethene	ND	ug/L	1.0	0.20	1		10/09/15 04:36	156-60-5	
1,2-Dichloropropane	ND	ug/L	1.0	0.16	1		10/09/15 04:36	78-87-5	
cis-1,3-Dichloropropene	ND	ug/L	1.0	0.14	1		10/09/15 04:36	10061-01-5	
trans-1,3-Dichloropropene	ND	ug/L	1.0	0.12	1		10/09/15 04:36	10061-02-6	
Ethylbenzene	ND	ug/L	1.0	0.18	1		10/09/15 04:36	100-41-4	
2-Hexanone	ND	ug/L	10.0	1.2	1		10/09/15 04:36	591-78-6	
Methylene chloride	ND	ug/L	1.0	0.15	1		10/09/15 04:36	75-09-2	
4-Methyl-2-pentanone (MIBK)	ND	ug/L	10.0	0.42	1		10/09/15 04:36	108-10-1	
Styrene	ND	ug/L	1.0	0.12	1		10/09/15 04:36	100-42-5	
1,1,2,2-Tetrachloroethane	ND	ug/L	1.0	0.15	1		10/09/15 04:36	79-34-5	
Tetrachloroethene	ND	ug/L	1.0	0.10	1		10/09/15 04:36	127-18-4	
Toluene	ND	ug/L	1.0	0.17	1		10/09/15 04:36	108-88-3	
1,1,1-Trichloroethane	ND	ug/L	1.0	0.11	1		10/09/15 04:36	71-55-6	
1,1,2-Trichloroethane	ND	ug/L	1.0	0.20	1		10/09/15 04:36	79-00-5	
Trichloroethene	ND	ug/L	1.0	0.17	1		10/09/15 04:36	79-01-6	
Vinyl chloride	ND	ug/L	1.0	0.13	1		10/09/15 04:36	75-01-4	
Xylene (Total)	ND	ug/L	3.0	0.42	1		10/09/15 04:36	1330-20-7	
Surrogates									
4-Bromofluorobenzene (S)	99	%	80-120		1		10/09/15 04:36	460-00-4	
1,2-Dichloroethane-d4 (S)	99	%	80-120		1		10/09/15 04:36	17060-07-0	
Toluene-d8 (S)	105	%	80-120		1		10/09/15 04:36	2037-26-5	
Preservation pH	**1.0**		0.10	0.10	1		10/09/15 04:36		

REPORT OF LABORATORY ANALYSIS

This report shall not be reproduced, except in full,
without the written consent of Pace Analytical Services, Inc..

Pace Analytical Services, Inc.
9608 Loiret Blvd.
Lenexa, KS 66219
(913)599-5665

ANALYTICAL RESULTS

Project: Fort Smith, AR
Pace Project No.: 60204426

Sample: MW-99-201510 **Lab ID: 60204426001** Collected: 10/06/15 08:35 Received: 10/07/15 08:45 Matrix: Water

Parameters	Results	Units	Report Limit	MDL	DF	Prepared	Analyzed	CAS No.	Qual
2320B Alkalinity	Analytical Method: SM 2320B								
Alkalinity,Bicarbonate (CaCO3)	**60.8**	mg/L	20.0	2.0	1		10/09/15 15:32		
Alkalinity, Carbonate (CaCO3)	ND	mg/L	20.0	2.0	1		10/09/15 15:32		
Alkalinity, Total as CaCO3	**60.8**	mg/L	20.0	2.0	1		10/09/15 15:32		
Iron, Ferric (Calculation)	Analytical Method: SM 3500-Fe B#4								
Iron, Ferric	**1.9**	mg/L	0.20		1		10/15/15 00:00	7439-89-6	
4500H+ pH, Electrometric	Analytical Method: SM 4500-H+B								
pH at 25 Degrees C	**6.3**	Std. Units	0.10	0.10	1		10/06/15 18:00		H6
4500S2D Sulfide, Total	Analytical Method: SM 4500-S-2 D								
Sulfide, Total	ND	mg/L	0.050	0.012	1		10/13/15 07:39	18496-25-8	
300.0 IC Anions 28 Days	Analytical Method: EPA 300.0								
Chloride	**5.7**	mg/L	1.0	0.50	1		10/12/15 10:42	16887-00-6	
Sulfate	**6.7**	mg/L	1.0	0.24	1		10/12/15 10:42	14808-79-8	
350.1 Ammonia	Analytical Method: EPA 350.1								
Nitrogen, Ammonia	ND	mg/L	0.10	0.046	1		10/14/15 11:23	7664-41-7	
353.2 Nitrogen, NO2/NO3 unpres	Analytical Method: EPA 353.2								
Nitrogen, Nitrate	**0.71**	mg/L	0.10	0.014	1		10/07/15 14:00		
Nitrogen, Nitrite	ND	mg/L	0.10	0.023	1		10/07/15 14:00		
Nitrogen, NO2 plus NO3	**0.71**	mg/L	0.10	0.014	1		10/07/15 14:00		
365.4 Total Phosphorus	Analytical Method: EPA 365.4								
Phosphorus as PO4	ND	mg/L	0.31		1		10/15/15 11:41		
Total Carbon Dioxide Calc	Analytical Method: SM 4500-CO2 D								
Carbon Dioxide Calculation	**113**	mg/L	20.0	20.0	1		10/15/15 00:00		
5310C TOC	Analytical Method: SM 5310C								
Total Organic Carbon	**0.64J**	mg/L	1.0	0.46	1		10/13/15 18:47	7440-44-0	

REPORT OF LABORATORY ANALYSIS

This report shall not be reproduced, except in full,
without the written consent of Pace Analytical Services, Inc..

Pace Analytical Services, Inc.
9608 Loiret Blvd.
Lenexa, KS 66219
(913)599-5665

ANALYTICAL RESULTS

Project: Fort Smith, AR
Pace Project No.: 60204426

Sample: TB-09-201510 **Lab ID: 60204426002** Collected: 10/06/15 00:00 Received: 10/07/15 08:45 Matrix: Water

Parameters	Results	Units	Report Limit	MDL	DF	Prepared	Analyzed	CAS No.	Qual
8260 MSV	Analytical Method: EPA 5030B/8260								
Acetone	ND	ug/L	10.0	1.9	1		10/09/15 03:23	67-64-1	
Benzene	ND	ug/L	1.0	0.060	1		10/09/15 03:23	71-43-2	
Bromodichloromethane	ND	ug/L	1.0	0.19	1		10/09/15 03:23	75-27-4	
Bromoform	ND	ug/L	1.0	0.070	1		10/09/15 03:23	75-25-2	
Bromomethane	ND	ug/L	5.0	0.16	1		10/09/15 03:23	74-83-9	
2-Butanone (MEK)	ND	ug/L	10.0	0.59	1		10/09/15 03:23	78-93-3	
Carbon disulfide	ND	ug/L	5.0	0.12	1		10/09/15 03:23	75-15-0	
Carbon tetrachloride	ND	ug/L	1.0	0.18	1		10/09/15 03:23	56-23-5	
Chlorobenzene	ND	ug/L	1.0	0.21	1		10/09/15 03:23	108-90-7	
Chloroethane	ND	ug/L	1.0	0.15	1		10/09/15 03:23	75-00-3	
Chloroform	ND	ug/L	1.0	0.14	1		10/09/15 03:23	67-66-3	
Chloromethane	ND	ug/L	1.0	0.080	1		10/09/15 03:23	74-87-3	
Dibromochloromethane	ND	ug/L	1.0	0.21	1		10/09/15 03:23	124-48-1	
1,1-Dichloroethane	ND	ug/L	1.0	0.050	1		10/09/15 03:23	75-34-3	
1,2-Dichloroethane	ND	ug/L	1.0	0.12	1		10/09/15 03:23	107-06-2	
1,1-Dichloroethene	ND	ug/L	1.0	0.20	1		10/09/15 03:23	75-35-4	
cis-1,2-Dichloroethene	ND	ug/L	1.0	0.080	1		10/09/15 03:23	156-59-2	
trans-1,2-Dichloroethene	ND	ug/L	1.0	0.20	1		10/09/15 03:23	156-60-5	
1,2-Dichloropropane	ND	ug/L	1.0	0.16	1		10/09/15 03:23	78-87-5	
cis-1,3-Dichloropropene	ND	ug/L	1.0	0.14	1		10/09/15 03:23	10061-01-5	
trans-1,3-Dichloropropene	ND	ug/L	1.0	0.12	1		10/09/15 03:23	10061-02-6	
Ethylbenzene	ND	ug/L	1.0	0.18	1		10/09/15 03:23	100-41-4	
2-Hexanone	ND	ug/L	10.0	1.2	1		10/09/15 03:23	591-78-6	
Methylene chloride	ND	ug/L	1.0	0.15	1		10/09/15 03:23	75-09-2	
4-Methyl-2-pentanone (MIBK)	ND	ug/L	10.0	0.42	1		10/09/15 03:23	108-10-1	
Styrene	ND	ug/L	1.0	0.12	1		10/09/15 03:23	100-42-5	
1,1,2,2-Tetrachloroethane	ND	ug/L	1.0	0.15	1		10/09/15 03:23	79-34-5	
Tetrachloroethene	ND	ug/L	1.0	0.10	1		10/09/15 03:23	127-18-4	
Toluene	ND	ug/L	1.0	0.17	1		10/09/15 03:23	108-88-3	
1,1,1-Trichloroethane	ND	ug/L	1.0	0.11	1		10/09/15 03:23	71-55-6	
1,1,2-Trichloroethane	ND	ug/L	1.0	0.20	1		10/09/15 03:23	79-00-5	
Trichloroethene	ND	ug/L	1.0	0.17	1		10/09/15 03:23	79-01-6	
Vinyl chloride	ND	ug/L	1.0	0.13	1		10/09/15 03:23	75-01-4	
Xylene (Total)	ND	ug/L	3.0	0.42	1		10/09/15 03:23	1330-20-7	
Surrogates									
4-Bromofluorobenzene (S)	99	%	80-120		1		10/09/15 03:23	460-00-4	
1,2-Dichloroethane-d4 (S)	97	%	80-120		1		10/09/15 03:23	17060-07-0	
Toluene-d8 (S)	101	%	80-120		1		10/09/15 03:23	2037-26-5	
Preservation pH	**1.0**		0.10	0.10	1		10/09/15 03:23		

REPORT OF LABORATORY ANALYSIS

This report shall not be reproduced, except in full,
without the written consent of Pace Analytical Services, Inc..

Pace Analytical Services, Inc.
9608 Loiret Blvd.
Lenexa, KS 66219
(913)599-5665

ANALYTICAL RESULTS

Project: Fort Smith, AR
Pace Project No.: 60204426

Sample: MW-183-201510 **Lab ID: 60204426003** Collected: 10/06/15 10:41 Received: 10/07/15 08:45 Matrix: Water

Parameters	Results	Units	Report Limit	MDL	DF	Prepared	Analyzed	CAS No.	Qual
Alcohol by Direct Inject GCFID	Analytical Method: EPA 8015 - Alcohol								
2-Chloroethanol	ND	ug/L	10000	1980	1		10/13/15 09:42	107-07-3	
6010 MET ICP	Analytical Method: EPA 6010 Preparation Method: EPA 3010								
Iron	**450**	ug/L	50.0	9.0	1	10/08/15 09:50	10/14/15 16:29	7439-89-6	
Manganese	**43.2**	ug/L	5.0	2.4	1	10/08/15 09:50	10/14/15 16:29	7439-96-5	
8260 MSV	Analytical Method: EPA 5030B/8260								
Acetone	ND	ug/L	10.0	1.9	1		10/09/15 10:31	67-64-1	
Benzene	ND	ug/L	1.0	0.060	1		10/09/15 10:31	71-43-2	
Bromodichloromethane	ND	ug/L	1.0	0.19	1		10/09/15 10:31	75-27-4	
Bromoform	ND	ug/L	1.0	0.070	1		10/09/15 10:31	75-25-2	
Bromomethane	ND	ug/L	5.0	0.16	1		10/09/15 10:31	74-83-9	
2-Butanone (MEK)	ND	ug/L	10.0	0.59	1		10/09/15 10:31	78-93-3	
Carbon disulfide	ND	ug/L	5.0	0.12	1		10/09/15 10:31	75-15-0	
Carbon tetrachloride	ND	ug/L	1.0	0.18	1		10/09/15 10:31	56-23-5	
Chlorobenzene	ND	ug/L	1.0	0.21	1		10/09/15 10:31	108-90-7	
Chloroethane	ND	ug/L	1.0	0.15	1		10/09/15 10:31	75-00-3	
Chloroform	ND	ug/L	1.0	0.14	1		10/09/15 10:31	67-66-3	
Chloromethane	**0.15J**	ug/L	1.0	0.080	1		10/09/15 10:31	74-87-3	
Dibromochloromethane	ND	ug/L	1.0	0.21	1		10/09/15 10:31	124-48-1	
1,1-Dichloroethane	ND	ug/L	1.0	0.050	1		10/09/15 10:31	75-34-3	
1,2-Dichloroethane	ND	ug/L	1.0	0.12	1		10/09/15 10:31	107-06-2	
1,1-Dichloroethene	ND	ug/L	1.0	0.20	1		10/09/15 10:31	75-35-4	
cis-1,2-Dichloroethene	**0.30J**	ug/L	1.0	0.080	1		10/09/15 10:31	156-59-2	
trans-1,2-Dichloroethene	ND	ug/L	1.0	0.20	1		10/09/15 10:31	156-60-5	
1,2-Dichloropropane	ND	ug/L	1.0	0.16	1		10/09/15 10:31	78-87-5	
cis-1,3-Dichloropropene	ND	ug/L	1.0	0.14	1		10/09/15 10:31	10061-01-5	
trans-1,3-Dichloropropene	ND	ug/L	1.0	0.12	1		10/09/15 10:31	10061-02-6	
Ethylbenzene	ND	ug/L	1.0	0.18	1		10/09/15 10:31	100-41-4	
2-Hexanone	ND	ug/L	10.0	1.2	1		10/09/15 10:31	591-78-6	
Methylene chloride	ND	ug/L	1.0	0.15	1		10/09/15 10:31	75-09-2	
4-Methyl-2-pentanone (MIBK)	ND	ug/L	10.0	0.42	1		10/09/15 10:31	108-10-1	
Styrene	ND	ug/L	1.0	0.12	1		10/09/15 10:31	100-42-5	
1,1,2,2-Tetrachloroethane	ND	ug/L	1.0	0.15	1		10/09/15 10:31	79-34-5	
Tetrachloroethene	ND	ug/L	1.0	0.10	1		10/09/15 10:31	127-18-4	
Toluene	ND	ug/L	1.0	0.17	1		10/09/15 10:31	108-88-3	
1,1,1-Trichloroethane	ND	ug/L	1.0	0.11	1		10/09/15 10:31	71-55-6	
1,1,2-Trichloroethane	ND	ug/L	1.0	0.20	1		10/09/15 10:31	79-00-5	
Trichloroethene	**2.0**	ug/L	1.0	0.17	1		10/09/15 10:31	79-01-6	
Vinyl chloride	ND	ug/L	1.0	0.13	1		10/09/15 10:31	75-01-4	
Xylene (Total)	ND	ug/L	3.0	0.42	1		10/09/15 10:31	1330-20-7	
Surrogates									
4-Bromofluorobenzene (S)	99	%	80-120		1		10/09/15 10:31	460-00-4	
1,2-Dichloroethane-d4 (S)	97	%	80-120		1		10/09/15 10:31	17060-07-0	
Toluene-d8 (S)	101	%	80-120		1		10/09/15 10:31	2037-26-5	
Preservation pH	**1.0**		0.10	0.10	1		10/09/15 10:31		

REPORT OF LABORATORY ANALYSIS

This report shall not be reproduced, except in full,
without the written consent of Pace Analytical Services, Inc..

Pace Analytical Services, Inc.
9608 Loiret Blvd.
Lenexa, KS 66219
(913)599-5665

ANALYTICAL RESULTS

Project: Fort Smith, AR
Pace Project No.: 60204426

Sample: MW-183-201510 **Lab ID: 60204426003** Collected: 10/06/15 10:41 Received: 10/07/15 08:45 Matrix: Water

Parameters	Results	Units	Report Limit	MDL	DF	Prepared	Analyzed	CAS No.	Qual
2320B Alkalinity	Analytical Method: SM 2320B								
Alkalinity,Bicarbonate (CaCO3)	**77.2**	mg/L	20.0	2.0	1		10/09/15 15:36		
Alkalinity, Carbonate (CaCO3)	ND	mg/L	20.0	2.0	1		10/09/15 15:36		
Alkalinity, Total as CaCO3	**77.2**	mg/L	20.0	2.0	1		10/09/15 15:36		
Iron, Ferric (Calculation)	Analytical Method: SM 3500-Fe B#4								
Iron, Ferric	**0.45**	mg/L	0.20		1		10/15/15 00:00	7439-89-6	
4500H+ pH, Electrometric	Analytical Method: SM 4500-H+B								
pH at 25 Degrees C	**6.5**	Std. Units	0.10	0.10	1		10/06/15 18:00		H6
4500S2D Sulfide, Total	Analytical Method: SM 4500-S-2 D								
Sulfide, Total	ND	mg/L	0.050	0.012	1		10/13/15 07:41	18496-25-8	
300.0 IC Anions 28 Days	Analytical Method: EPA 300.0								
Chloride	**5.3**	mg/L	1.0	0.50	1		10/12/15 10:57	16887-00-6	
Sulfate	**24.0**	mg/L	2.0	0.47	2		10/12/15 11:13	14808-79-8	
350.1 Ammonia	Analytical Method: EPA 350.1								
Nitrogen, Ammonia	ND	mg/L	0.10	0.046	1		10/14/15 11:24	7664-41-7	
353.2 Nitrogen, NO2/NO3 unpres	Analytical Method: EPA 353.2								
Nitrogen, Nitrate	**1.5**	mg/L	0.10	0.014	1		10/07/15 14:01		
Nitrogen, Nitrite	ND	mg/L	0.10	0.023	1		10/07/15 14:01		
Nitrogen, NO2 plus NO3	**1.5**	mg/L	0.10	0.014	1		10/07/15 14:01		
365.4 Total Phosphorus	Analytical Method: EPA 365.4								
Phosphorus as PO4	ND	mg/L	0.31		1		10/15/15 11:45		
Total Carbon Dioxide Calc	Analytical Method: SM 4500-CO2 D								
Carbon Dioxide Calculation	**117**	mg/L	20.0	20.0	1		10/15/15 00:00		
5310C TOC	Analytical Method: SM 5310C								
Total Organic Carbon	**0.71J**	mg/L	1.0	0.46	1		10/13/15 19:00	7440-44-0	

REPORT OF LABORATORY ANALYSIS

This report shall not be reproduced, except in full,
without the written consent of Pace Analytical Services, Inc..

Pace Analytical Services, Inc.
9608 Loiret Blvd.
Lenexa, KS 66219
(913)599-5665

ANALYTICAL RESULTS

Project: Fort Smith, AR
Pace Project No.: 60204426

Sample: MW-98-201510 **Lab ID: 60204426004** Collected: 10/06/15 12:50 Received: 10/07/15 08:45 Matrix: Water

Parameters	Results	Units	Report Limit	MDL	DF	Prepared	Analyzed	CAS No.	Qual
Alcohol by Direct Inject GCFID	Analytical Method: EPA 8015 - Alcohol								
2-Chloroethanol	ND	ug/L	10000	1980	1		10/13/15 09:53	107-07-3	
6010 MET ICP	Analytical Method: EPA 6010 Preparation Method: EPA 3010								
Iron	**569**	ug/L	50.0	9.0	1	10/08/15 09:50	10/14/15 16:32	7439-89-6	
Manganese	**495**	ug/L	5.0	2.4	1	10/08/15 09:50	10/14/15 16:32	7439-96-5	
8260 MSV	Analytical Method: EPA 5030B/8260								
Acetone	ND	ug/L	10.0	1.9	1		10/09/15 04:50	67-64-1	
Benzene	ND	ug/L	1.0	0.060	1		10/09/15 04:50	71-43-2	
Bromodichloromethane	ND	ug/L	1.0	0.19	1		10/09/15 04:50	75-27-4	
Bromoform	ND	ug/L	1.0	0.070	1		10/09/15 04:50	75-25-2	
Bromomethane	ND	ug/L	5.0	0.16	1		10/09/15 04:50	74-83-9	
2-Butanone (MEK)	**4.3J**	ug/L	10.0	0.59	1		10/09/15 04:50	78-93-3	
Carbon disulfide	ND	ug/L	5.0	0.12	1		10/09/15 04:50	75-15-0	
Carbon tetrachloride	ND	ug/L	1.0	0.18	1		10/09/15 04:50	56-23-5	
Chlorobenzene	ND	ug/L	1.0	0.21	1		10/09/15 04:50	108-90-7	
Chloroethane	ND	ug/L	1.0	0.15	1		10/09/15 04:50	75-00-3	
Chloroform	ND	ug/L	1.0	0.14	1		10/09/15 04:50	67-66-3	
Chloromethane	**0.27J**	ug/L	1.0	0.080	1		10/09/15 04:50	74-87-3	B
Dibromochloromethane	ND	ug/L	1.0	0.21	1		10/09/15 04:50	124-48-1	
1,1-Dichloroethane	ND	ug/L	1.0	0.050	1		10/09/15 04:50	75-34-3	
1,2-Dichloroethane	ND	ug/L	1.0	0.12	1		10/09/15 04:50	107-06-2	
1,1-Dichloroethene	ND	ug/L	1.0	0.20	1		10/09/15 04:50	75-35-4	
cis-1,2-Dichloroethene	ND	ug/L	1.0	0.080	1		10/09/15 04:50	156-59-2	
trans-1,2-Dichloroethene	ND	ug/L	1.0	0.20	1		10/09/15 04:50	156-60-5	
1,2-Dichloropropane	ND	ug/L	1.0	0.16	1		10/09/15 04:50	78-87-5	
cis-1,3-Dichloropropene	ND	ug/L	1.0	0.14	1		10/09/15 04:50	10061-01-5	
trans-1,3-Dichloropropene	ND	ug/L	1.0	0.12	1		10/09/15 04:50	10061-02-6	
Ethylbenzene	ND	ug/L	1.0	0.18	1		10/09/15 04:50	100-41-4	
2-Hexanone	ND	ug/L	10.0	1.2	1		10/09/15 04:50	591-78-6	
Methylene chloride	ND	ug/L	1.0	0.15	1		10/09/15 04:50	75-09-2	
4-Methyl-2-pentanone (MIBK)	ND	ug/L	10.0	0.42	1		10/09/15 04:50	108-10-1	
Styrene	ND	ug/L	1.0	0.12	1		10/09/15 04:50	100-42-5	
1,1,2,2-Tetrachloroethane	ND	ug/L	1.0	0.15	1		10/09/15 04:50	79-34-5	
Tetrachloroethene	ND	ug/L	1.0	0.10	1		10/09/15 04:50	127-18-4	
Toluene	ND	ug/L	1.0	0.17	1		10/09/15 04:50	108-88-3	
1,1,1-Trichloroethane	ND	ug/L	1.0	0.11	1		10/09/15 04:50	71-55-6	
1,1,2-Trichloroethane	ND	ug/L	1.0	0.20	1		10/09/15 04:50	79-00-5	
Trichloroethene	ND	ug/L	1.0	0.17	1		10/09/15 04:50	79-01-6	
Vinyl chloride	ND	ug/L	1.0	0.13	1		10/09/15 04:50	75-01-4	
Xylene (Total)	ND	ug/L	3.0	0.42	1		10/09/15 04:50	1330-20-7	
Surrogates									
4-Bromofluorobenzene (S)	97	%	80-120		1		10/09/15 04:50	460-00-4	
1,2-Dichloroethane-d4 (S)	98	%	80-120		1		10/09/15 04:50	17060-07-0	
Toluene-d8 (S)	103	%	80-120		1		10/09/15 04:50	2037-26-5	
Preservation pH	**1.0**		0.10	0.10	1		10/09/15 04:50		

REPORT OF LABORATORY ANALYSIS

This report shall not be reproduced, except in full,
without the written consent of Pace Analytical Services, Inc..

Pace Analytical Services, Inc.
9608 Loiret Blvd.
Lenexa, KS 66219
(913)599-5665

ANALYTICAL RESULTS

Project: Fort Smith, AR
Pace Project No.: 60204426

Sample: MW-98-201510 **Lab ID: 60204426004** Collected: 10/06/15 12:50 Received: 10/07/15 08:45 Matrix: Water

Parameters	Results	Units	Report Limit	MDL	DF	Prepared	Analyzed	CAS No.	Qual
2320B Alkalinity	Analytical Method: SM 2320B								
Alkalinity,Bicarbonate (CaCO3)	**147**	mg/L	20.0	2.0	1		10/09/15 15:39		
Alkalinity, Carbonate (CaCO3)	ND	mg/L	20.0	2.0	1		10/09/15 15:39		
Alkalinity, Total as CaCO3	**147**	mg/L	20.0	2.0	1		10/09/15 15:39		
Iron, Ferric (Calculation)	Analytical Method: SM 3500-Fe B#4								
Iron, Ferric	ND	mg/L	0.20		1		10/15/15 00:00	7439-89-6	
4500H+ pH, Electrometric	Analytical Method: SM 4500-H+B								
pH at 25 Degrees C	**6.6**	Std. Units	0.10	0.10	1		10/06/15 18:00		H6
4500S2D Sulfide, Total	Analytical Method: SM 4500-S-2 D								
Sulfide, Total	ND	mg/L	0.050	0.012	1		10/13/15 07:41	18496-25-8	
300.0 IC Anions 28 Days	Analytical Method: EPA 300.0								
Chloride	**7.1**	mg/L	1.0	0.50	1		10/12/15 11:28	16887-00-6	
Sulfate	**16.0**	mg/L	1.0	0.24	1		10/12/15 11:28	14808-79-8	
350.1 Ammonia	Analytical Method: EPA 350.1								
Nitrogen, Ammonia	ND	mg/L	0.10	0.046	1		10/14/15 11:26	7664-41-7	
353.2 Nitrogen, NO2/NO3 unpres	Analytical Method: EPA 353.2								
Nitrogen, Nitrate	ND	mg/L	0.10	0.014	1		10/07/15 14:04		
Nitrogen, Nitrite	ND	mg/L	0.10	0.023	1		10/07/15 14:04		
Nitrogen, NO2 plus NO3	ND	mg/L	0.10	0.014	1		10/07/15 14:04		
365.4 Total Phosphorus	Analytical Method: EPA 365.4								
Phosphorus as PO4	ND	mg/L	0.31		1		10/15/15 11:46		
Total Carbon Dioxide Calc	Analytical Method: SM 4500-CO2 D								
Carbon Dioxide Calculation	**203**	mg/L	20.0	20.0	1		10/15/15 00:00		
5310C TOC	Analytical Method: SM 5310C								
Total Organic Carbon	**0.72J**	mg/L	1.0	0.46	1		10/13/15 19:13	7440-44-0	

REPORT OF LABORATORY ANALYSIS

This report shall not be reproduced, except in full,
without the written consent of Pace Analytical Services, Inc..

Pace Analytical Services, Inc.
9608 Loiret Blvd.
Lenexa, KS 66219
(913)599-5665

QUALITY CONTROL DATA

Project: Fort Smith, AR
Pace Project No.: 60204426

QC Batch: MPRP/33449 Analysis Method: EPA 6010
QC Batch Method: EPA 3010 Analysis Description: 6010 MET
Associated Lab Samples: 60204426001, 60204426003, 60204426004

METHOD BLANK: 1646321 Matrix: Water
Associated Lab Samples: 60204426001, 60204426003, 60204426004

Parameter	Units	Blank Result	Reporting Limit	Analyzed	Qualifiers
Iron	ug/L	ND	50.0	10/14/15 16:11	
Manganese	ug/L	ND	5.0	10/14/15 16:11	

LABORATORY CONTROL SAMPLE: 1646322

Parameter	Units	Spike Conc.	LCS Result	LCS % Rec	% Rec Limits	Qualifiers
Iron	ug/L	10000	9770	98	80-120	
Manganese	ug/L	1000	1000	100	80-120	

MATRIX SPIKE & MATRIX SPIKE DUPLICATE: 1646323 1646324

Parameter	Units	60204425028 Result	MS Spike Conc.	MSD Spike Conc.	MS Result	MSD Result	MS % Rec	MSD % Rec	% Rec Limits	RPD	Max RPD	Qual
Iron	ug/L	570	10000	10000	9030	9350	85	88	75-125	3	20	
Manganese	ug/L	1560	1000	1000	2460	2480	90	92	75-125	1	20	

Results presented on this page are in the units indicated by the "Units" column except where an alternate unit is presented to the right of the result.

REPORT OF LABORATORY ANALYSIS

This report shall not be reproduced, except in full,
without the written consent of Pace Analytical Services, Inc..

Pace Analytical Services, Inc.
9608 Loiret Blvd.
Lenexa, KS 66219
(913)599-5665

QUALITY CONTROL DATA

Project: Fort Smith, AR
Pace Project No.: 60204426

QC Batch: MSV/72146 Analysis Method: EPA 5030B/8260
QC Batch Method: EPA 5030B/8260 Analysis Description: 8260 MSV Water 10 mL Purge
Associated Lab Samples: 60204426001, 60204426002, 60204426004

METHOD BLANK: 1646653 Matrix: Water
Associated Lab Samples: 60204426001, 60204426002, 60204426004

Parameter	Units	Blank Result	Reporting Limit	Analyzed	Qualifiers
1,1,1-Trichloroethane	ug/L	ND	1.0	10/09/15 02:54	
1,1,2,2-Tetrachloroethane	ug/L	ND	1.0	10/09/15 02:54	
1,1,2-Trichloroethane	ug/L	ND	1.0	10/09/15 02:54	
1,1-Dichloroethane	ug/L	ND	1.0	10/09/15 02:54	
1,1-Dichloroethene	ug/L	ND	1.0	10/09/15 02:54	
1,2-Dichloroethane	ug/L	ND	1.0	10/09/15 02:54	
1,2-Dichloropropane	ug/L	ND	1.0	10/09/15 02:54	
2-Butanone (MEK)	ug/L	ND	10.0	10/09/15 02:54	
2-Hexanone	ug/L	ND	10.0	10/09/15 02:54	
4-Methyl-2-pentanone (MIBK)	ug/L	ND	10.0	10/09/15 02:54	
Acetone	ug/L	ND	10.0	10/09/15 02:54	
Benzene	ug/L	ND	1.0	10/09/15 02:54	
Bromodichloromethane	ug/L	ND	1.0	10/09/15 02:54	
Bromoform	ug/L	0.14J	1.0	10/09/15 02:54	
Bromomethane	ug/L	ND	5.0	10/09/15 02:54	
Carbon disulfide	ug/L	ND	5.0	10/09/15 02:54	
Carbon tetrachloride	ug/L	ND	1.0	10/09/15 02:54	
Chlorobenzene	ug/L	ND	1.0	10/09/15 02:54	
Chloroethane	ug/L	ND	1.0	10/09/15 02:54	
Chloroform	ug/L	ND	1.0	10/09/15 02:54	
Chloromethane	ug/L	0.17J	1.0	10/09/15 02:54	
cis-1,2-Dichloroethene	ug/L	ND	1.0	10/09/15 02:54	
cis-1,3-Dichloropropene	ug/L	ND	1.0	10/09/15 02:54	
Dibromochloromethane	ug/L	ND	1.0	10/09/15 02:54	
Ethylbenzene	ug/L	ND	1.0	10/09/15 02:54	
Methylene chloride	ug/L	ND	1.0	10/09/15 02:54	
Styrene	ug/L	ND	1.0	10/09/15 02:54	
Tetrachloroethene	ug/L	ND	1.0	10/09/15 02:54	
Toluene	ug/L	ND	1.0	10/09/15 02:54	
trans-1,2-Dichloroethene	ug/L	ND	1.0	10/09/15 02:54	
trans-1,3-Dichloropropene	ug/L	ND	1.0	10/09/15 02:54	
Trichloroethene	ug/L	ND	1.0	10/09/15 02:54	
Vinyl chloride	ug/L	ND	1.0	10/09/15 02:54	
Xylene (Total)	ug/L	ND	3.0	10/09/15 02:54	
1,2-Dichloroethane-d4 (S)	%	99	80-120	10/09/15 02:54	
4-Bromofluorobenzene (S)	%	98	80-120	10/09/15 02:54	
Toluene-d8 (S)	%	102	80-120	10/09/15 02:54	

Results presented on this page are in the units indicated by the "Units" column except where an alternate unit is presented to the right of the result.

REPORT OF LABORATORY ANALYSIS

This report shall not be reproduced, except in full,
without the written consent of Pace Analytical Services, Inc..

Pace Analytical Services, Inc.
9608 Loiret Blvd.
Lenexa, KS 66219
(913)599-5665

QUALITY CONTROL DATA

Project: Fort Smith, AR
Pace Project No.: 60204426

LABORATORY CONTROL SAMPLE: 1646654

Parameter	Units	Spike Conc.	LCS Result	LCS % Rec	% Rec Limits	Qualifiers
1,1,1-Trichloroethane	ug/L	20	18.9	95	80-120	
1,1,2,2-Tetrachloroethane	ug/L	20	15.8	79	73-121	
1,1,2-Trichloroethane	ug/L	20	18.9	94	80-120	
1,1-Dichloroethane	ug/L	20	19.6	98	80-120	
1,1-Dichloroethene	ug/L	20	19.0	95	80-120	
1,2-Dichloroethane	ug/L	20	18.4	92	81-120	
1,2-Dichloropropane	ug/L	20	19.4	97	80-120	
2-Butanone (MEK)	ug/L	100	111	111	67-122	
2-Hexanone	ug/L	100	110	110	75-121	
4-Methyl-2-pentanone (MIBK)	ug/L	100	96.2	96	76-120	
Acetone	ug/L	100	112	112	72-120	
Benzene	ug/L	20	19.8	99	80-120	
Bromodichloromethane	ug/L	20	19.1	96	80-120	
Bromoform	ug/L	20	18.9	95	73-138	
Bromomethane	ug/L	20	20.5	102	38-137	
Carbon disulfide	ug/L	20	20.5	103	71-129	
Carbon tetrachloride	ug/L	20	18.4	92	67-146	
Chlorobenzene	ug/L	20	19.1	95	80-120	
Chloroethane	ug/L	20	18.8	94	76-120	
Chloroform	ug/L	20	17.6	88	80-120	
Chloromethane	ug/L	20	12.8	64	34-165	
cis-1,2-Dichloroethene	ug/L	20	18.8	94	80-120	
cis-1,3-Dichloropropene	ug/L	20	16.7	83	80-120	
Dibromochloromethane	ug/L	20	19.4	97	80-126	
Ethylbenzene	ug/L	20	19.7	98	80-120	
Methylene chloride	ug/L	20	19.2	96	80-120	
Styrene	ug/L	20	20.1	101	80-123	
Tetrachloroethene	ug/L	20	19.1	95	80-123	
Toluene	ug/L	20	19.5	98	80-120	
trans-1,2-Dichloroethene	ug/L	20	18.2	91	80-120	
trans-1,3-Dichloropropene	ug/L	20	17.2	86	80-129	
Trichloroethene	ug/L	20	18.8	94	80-120	
Vinyl chloride	ug/L	20	19.1	96	62-125	
Xylene (Total)	ug/L	60	58.1	97	80-120	
1,2-Dichloroethane-d4 (S)	%			98	80-120	
4-Bromofluorobenzene (S)	%			96	80-120	
Toluene-d8 (S)	%			101	80-120	

Results presented on this page are in the units indicated by the "Units" column except where an alternate unit is presented to the right of the result.

REPORT OF LABORATORY ANALYSIS

This report shall not be reproduced, except in full,
without the written consent of Pace Analytical Services, Inc..

Pace Analytical Services, Inc.
9608 Loiret Blvd.
Lenexa, KS 66219
(913)599-5665

QUALITY CONTROL DATA

Project: Fort Smith, AR
Pace Project No.: 60204426

QC Batch: MSV/72158
QC Batch Method: EPA 5030B/8260
Analysis Method: EPA 5030B/8260
Analysis Description: 8260 MSV Water 10 mL Purge
Associated Lab Samples: 60204426003

METHOD BLANK: 1647432
Matrix: Water
Associated Lab Samples: 60204426003

Parameter	Units	Blank Result	Reporting Limit	Analyzed	Qualifiers
1,1,1-Trichloroethane	ug/L	ND	1.0	10/09/15 10:02	
1,1,2,2-Tetrachloroethane	ug/L	ND	1.0	10/09/15 10:02	
1,1,2-Trichloroethane	ug/L	ND	1.0	10/09/15 10:02	
1,1-Dichloroethane	ug/L	ND	1.0	10/09/15 10:02	
1,1-Dichloroethene	ug/L	ND	1.0	10/09/15 10:02	
1,2-Dichloroethane	ug/L	ND	1.0	10/09/15 10:02	
1,2-Dichloropropane	ug/L	ND	1.0	10/09/15 10:02	
2-Butanone (MEK)	ug/L	ND	10.0	10/09/15 10:02	
2-Hexanone	ug/L	ND	10.0	10/09/15 10:02	
4-Methyl-2-pentanone (MIBK)	ug/L	ND	10.0	10/09/15 10:02	
Acetone	ug/L	ND	10.0	10/09/15 10:02	
Benzene	ug/L	ND	1.0	10/09/15 10:02	
Bromodichloromethane	ug/L	ND	1.0	10/09/15 10:02	
Bromoform	ug/L	ND	1.0	10/09/15 10:02	
Bromomethane	ug/L	ND	5.0	10/09/15 10:02	
Carbon disulfide	ug/L	ND	5.0	10/09/15 10:02	
Carbon tetrachloride	ug/L	ND	1.0	10/09/15 10:02	
Chlorobenzene	ug/L	ND	1.0	10/09/15 10:02	
Chloroethane	ug/L	ND	1.0	10/09/15 10:02	
Chloroform	ug/L	ND	1.0	10/09/15 10:02	
Chloromethane	ug/L	ND	1.0	10/09/15 10:02	
cis-1,2-Dichloroethene	ug/L	ND	1.0	10/09/15 10:02	
cis-1,3-Dichloropropene	ug/L	ND	1.0	10/09/15 10:02	
Dibromochloromethane	ug/L	ND	1.0	10/09/15 10:02	
Ethylbenzene	ug/L	ND	1.0	10/09/15 10:02	
Methylene chloride	ug/L	ND	1.0	10/09/15 10:02	
Styrene	ug/L	ND	1.0	10/09/15 10:02	
Tetrachloroethene	ug/L	ND	1.0	10/09/15 10:02	
Toluene	ug/L	ND	1.0	10/09/15 10:02	
trans-1,2-Dichloroethene	ug/L	ND	1.0	10/09/15 10:02	
trans-1,3-Dichloropropene	ug/L	ND	1.0	10/09/15 10:02	
Trichloroethene	ug/L	ND	1.0	10/09/15 10:02	
Vinyl chloride	ug/L	ND	1.0	10/09/15 10:02	
Xylene (Total)	ug/L	ND	3.0	10/09/15 10:02	
1,2-Dichloroethane-d4 (S)	%	99	80-120	10/09/15 10:02	
4-Bromofluorobenzene (S)	%	97	80-120	10/09/15 10:02	
Toluene-d8 (S)	%	102	80-120	10/09/15 10:02	

Results presented on this page are in the units indicated by the "Units" column except where an alternate unit is presented to the right of the result.

REPORT OF LABORATORY ANALYSIS

This report shall not be reproduced, except in full,
without the written consent of Pace Analytical Services, Inc..

Pace Analytical Services, Inc.
9608 Loiret Blvd.
Lenexa, KS 66219
(913)599-5665

QUALITY CONTROL DATA

Project: Fort Smith, AR
Pace Project No.: 60204426

LABORATORY CONTROL SAMPLE: 1647433

Parameter	Units	Spike Conc.	LCS Result	LCS % Rec	% Rec Limits	Qualifiers
1,1,1-Trichloroethane	ug/L	20	18.0	90	80-120	
1,1,2,2-Tetrachloroethane	ug/L	20	17.9	90	73-121	
1,1,2-Trichloroethane	ug/L	20	17.5	88	80-120	
1,1-Dichloroethane	ug/L	20	18.3	91	80-120	
1,1-Dichloroethene	ug/L	20	18.0	90	80-120	
1,2-Dichloroethane	ug/L	20	17.9	89	81-120	
1,2-Dichloropropane	ug/L	20	17.9	89	80-120	
2-Butanone (MEK)	ug/L	100	112	112	67-122	
2-Hexanone	ug/L	100	112	112	75-121	
4-Methyl-2-pentanone (MIBK)	ug/L	100	93.5	93	76-120	
Acetone	ug/L	100	120	120	72-120	
Benzene	ug/L	20	19.1	95	80-120	
Bromodichloromethane	ug/L	20	18.2	91	80-120	
Bromoform	ug/L	20	18.3	91	73-138	
Bromomethane	ug/L	20	23.8	119	38-137	
Carbon disulfide	ug/L	20	19.8	99	71-129	
Carbon tetrachloride	ug/L	20	17.5	88	67-146	
Chlorobenzene	ug/L	20	18.8	94	80-120	
Chloroethane	ug/L	20	18.4	92	76-120	
Chloroform	ug/L	20	17.1	85	80-120	
Chloromethane	ug/L	20	16.4	82	34-165	
cis-1,2-Dichloroethene	ug/L	20	17.9	90	80-120	
cis-1,3-Dichloropropene	ug/L	20	18.3	91	80-120	
Dibromochloromethane	ug/L	20	18.9	95	80-126	
Ethylbenzene	ug/L	20	18.9	94	80-120	
Methylene chloride	ug/L	20	18.4	92	80-120	
Styrene	ug/L	20	19.7	99	80-123	
Tetrachloroethene	ug/L	20	18.4	92	80-123	
Toluene	ug/L	20	18.9	95	80-120	
trans-1,2-Dichloroethene	ug/L	20	17.8	89	80-120	
trans-1,3-Dichloropropene	ug/L	20	18.6	93	80-129	
Trichloroethene	ug/L	20	16.8	84	80-120	
Vinyl chloride	ug/L	20	18.8	94	62-125	
Xylene (Total)	ug/L	60	56.4	94	80-120	
1,2-Dichloroethane-d4 (S)	%			96	80-120	
4-Bromofluorobenzene (S)	%			98	80-120	
Toluene-d8 (S)	%			101	80-120	

MATRIX SPIKE & MATRIX SPIKE DUPLICATE: 1647434 1647435

Parameter	Units	60204563001 Result	MS Spike Conc.	MSD Spike Conc.	MS Result	MSD Result	MS % Rec	MSD % Rec	% Rec Limits	RPD	Max RPD	Qual
1,1,1-Trichloroethane	ug/L	ND	20	20	18.8	18.3	94	92	88-124	2	9	
1,1,2,2-Tetrachloroethane	ug/L	ND	20	20	18.0	17.1	90	85	78-116	5	13	
1,1,2-Trichloroethane	ug/L	ND	20	20	17.3	16.8	86	84	84-112	3	10	

Results presented on this page are in the units indicated by the "Units" column except where an alternate unit is presented to the right of the result.

REPORT OF LABORATORY ANALYSIS

This report shall not be reproduced, except in full,
without the written consent of Pace Analytical Services, Inc..

Pace Analytical Services, Inc.
9608 Loiret Blvd.
Lenexa, KS 66219
(913)599-5665

QUALITY CONTROL DATA

Project: Fort Smith, AR
Pace Project No.: 60204426

MATRIX SPIKE & MATRIX SPIKE DUPLICATE: 1647434 1647435

Parameter	Units	60204563001 Result	MS Spike Conc.	MSD Spike Conc.	MS Result	MSD Result	MS % Rec	MSD % Rec	% Rec Limits	RPD	Max RPD	Qual
1,1-Dichloroethane	ug/L	ND	20	20	18.9	18.4	95	92	82-121	3	9	
1,1-Dichloroethene	ug/L	ND	20	20	18.5	18.7	93	93	78-124	1	12	
1,2-Dichloroethane	ug/L	ND	20	20	17.4	16.9	87	85	79-121	3	12	
1,2-Dichloropropane	ug/L	ND	20	20	18.1	17.5	91	88	82-119	4	10	
2-Butanone (MEK)	ug/L	ND	100	100	72.2	70.3	72	70	66-114	3	13	
2-Hexanone	ug/L	ND	100	100	86.2	78.8	86	79	71-116	9	13	
4-Methyl-2-pentanone (MIBK)	ug/L	ND	100	100	94.2	87.2	94	87	72-122	8	12	
Acetone	ug/L	ND	100	100	53.1	51.4	52	50	65-113	3	27	M1
Benzene	ug/L	ND	20	20	19.6	18.7	98	93	46-155	5	13	
Bromodichloromethane	ug/L	ND	20	20	17.8	16.9	89	85	77-127	5	10	
Bromoform	ug/L	ND	20	20	17.5	17.0	88	85	70-125	3	11	
Bromomethane	ug/L	ND	20	20	17.5	17.4	87	87	41-140	1	30	
Carbon disulfide	ug/L	ND	20	20	21.5	21.2	107	106	68-140	1	10	
Carbon tetrachloride	ug/L	ND	20	20	18.7	17.8	93	89	68-147	5	11	
Chlorobenzene	ug/L	ND	20	20	18.4	18.1	92	91	83-121	1	9	
Chloroethane	ug/L	ND	20	20	26.8	22.7	134	113	69-126	17	19	M1
Chloroform	ug/L	ND	20	20	17.3	16.9	86	85	86-119	2	9	M1
Chloromethane	ug/L	ND	20	20	13.1	13.5	66	67	23-168	3	49	
cis-1,2-Dichloroethene	ug/L	ND	20	20	18.5	18.1	92	90	85-117	2	10	
cis-1,3-Dichloropropene	ug/L	ND	20	20	17.7	17.6	89	88	74-115	0	12	
Dibromochloromethane	ug/L	ND	20	20	18.2	17.9	91	89	65-134	2	11	
Ethylbenzene	ug/L	ND	20	20	24.4	19.1	122	95	51-148	25	14	R1
Methylene chloride	ug/L	ND	20	20	17.7	17.7	88	89	75-118	0	11	
Styrene	ug/L	ND	20	20	19.8	19.2	99	96	17-174	3	10	
Tetrachloroethene	ug/L	ND	20	20	19.0	19.1	95	96	78-127	1	9	
Toluene	ug/L	ND	20	20	19.4	19.1	97	96	47-149	1	16	
trans-1,2-Dichloroethene	ug/L	ND	20	20	18.2	17.8	91	89	84-119	2	12	
trans-1,3-Dichloropropene	ug/L	ND	20	20	18.1	18.0	91	90	71-120	1	10	
Trichloroethene	ug/L	ND	20	20	17.3	16.7	86	83	70-135	4	10	
Vinyl chloride	ug/L	ND	20	20	18.5	18.5	93	92	58-130	0	11	
Xylene (Total)	ug/L	ND	60	60	104	58.8	173	98	39-158	55	15	MS,RS
1,2-Dichloroethane-d4 (S)	%						98	97	80-120			
4-Bromofluorobenzene (S)	%						96	98	80-120			
Toluene-d8 (S)	%						102	103	80-120			
Preservation pH		1.0			1.0	1.0				0		

Results presented on this page are in the units indicated by the "Units" column except where an alternate unit is presented to the right of the result.

REPORT OF LABORATORY ANALYSIS

This report shall not be reproduced, except in full,
without the written consent of Pace Analytical Services, Inc..

Pace Analytical Services, Inc.
9608 Loiret Blvd.
Lenexa, KS 66219
(913)599-5665

QUALITY CONTROL DATA

Project: Fort Smith, AR
Pace Project No.: 60204426

QC Batch: WET/57695 Analysis Method: SM 2320B
QC Batch Method: SM 2320B Analysis Description: 2320B Alkalinity
Associated Lab Samples: 60204426001, 60204426003, 60204426004

METHOD BLANK: 1647735 Matrix: Water
Associated Lab Samples: 60204426001, 60204426003, 60204426004

Parameter	Units	Blank Result	Reporting Limit	Analyzed	Qualifiers
Alkalinity, Carbonate (CaCO3)	mg/L	ND	20.0	10/09/15 14:03	
Alkalinity, Total as CaCO3	mg/L	ND	20.0	10/09/15 14:03	
Alkalinity,Bicarbonate (CaCO3)	mg/L	ND	20.0	10/09/15 14:03	

LABORATORY CONTROL SAMPLE: 1647736

Parameter	Units	Spike Conc.	LCS Result	LCS % Rec	% Rec Limits	Qualifiers
Alkalinity, Total as CaCO3	mg/L	500	479	96	90-110	

SAMPLE DUPLICATE: 1647737

Parameter	Units	60204425007 Result	Dup Result	RPD	Max RPD	Qualifiers
Alkalinity, Carbonate (CaCO3)	mg/L	ND	ND		10	
Alkalinity, Total as CaCO3	mg/L	11.6J	12.1J		10	
Alkalinity,Bicarbonate (CaCO3)	mg/L	11.6J	12.1J		10	

SAMPLE DUPLICATE: 1647738

Parameter	Units	60204425017 Result	Dup Result	RPD	Max RPD	Qualifiers
Alkalinity, Carbonate (CaCO3)	mg/L	ND	ND		10	
Alkalinity, Total as CaCO3	mg/L	112	113	1	10	
Alkalinity,Bicarbonate (CaCO3)	mg/L	112	113	1	10	

Results presented on this page are in the units indicated by the "Units" column except where an alternate unit is presented to the right of the result.

REPORT OF LABORATORY ANALYSIS

This report shall not be reproduced, except in full,
without the written consent of Pace Analytical Services, Inc..

Pace Analytical Services, Inc.
9608 Loiret Blvd.
Lenexa, KS 66219
(913)599-5665

QUALITY CONTROL DATA

Project: Fort Smith, AR
Pace Project No.: 60204426

QC Batch: WET/57655 Analysis Method: SM 4500-S-2 D
QC Batch Method: SM 4500-S-2 D Analysis Description: 4500S2D Sulfide, Total
Associated Lab Samples: 60204426001, 60204426003, 60204426004

METHOD BLANK: 1646295 Matrix: Water
Associated Lab Samples: 60204426001, 60204426003, 60204426004

Parameter	Units	Blank Result	Reporting Limit	Analyzed	Qualifiers
Sulfide, Total	mg/L	ND	0.050	10/13/15 07:38	

LABORATORY CONTROL SAMPLE: 1646296

Parameter	Units	Spike Conc.	LCS Result	LCS % Rec	% Rec Limits	Qualifiers
Sulfide, Total	mg/L	.5	0.50	99	80-120	

MATRIX SPIKE SAMPLE: 1646297

Parameter	Units	60204425028 Result	Spike Conc.	MS Result	MS % Rec	% Rec Limits	Qualifiers
Sulfide, Total	mg/L	ND	.5	0.48	96	75-125	

SAMPLE DUPLICATE: 1646298

Parameter	Units	60204426001 Result	Dup Result	RPD	Max RPD	Qualifiers
Sulfide, Total	mg/L	ND	ND		20	

Results presented on this page are in the units indicated by the "Units" column except where an alternate unit is presented to the right of the result.

REPORT OF LABORATORY ANALYSIS

This report shall not be reproduced, except in full,
without the written consent of Pace Analytical Services, Inc..

Pace Analytical Services, Inc.
9608 Loiret Blvd.
Lenexa, KS 66219
(913)599-5665

QUALITY CONTROL DATA

Project: Fort Smith, AR
Pace Project No.: 60204426

QC Batch: WETA/36316 Analysis Method: EPA 300.0
QC Batch Method: EPA 300.0 Analysis Description: 300.0 IC Anions
Associated Lab Samples: 60204426001, 60204426003, 60204426004

METHOD BLANK: 1648532 Matrix: Water
Associated Lab Samples: 60204426001, 60204426003, 60204426004

Parameter	Units	Blank Result	Reporting Limit	Analyzed	Qualifiers
Chloride	mg/L	ND	1.0	10/11/15 15:40	
Sulfate	mg/L	ND	1.0	10/11/15 15:40	

METHOD BLANK: 1648751 Matrix: Water
Associated Lab Samples: 60204426001, 60204426003, 60204426004

Parameter	Units	Blank Result	Reporting Limit	Analyzed	Qualifiers
Chloride	mg/L	ND	1.0	10/12/15 10:11	
Sulfate	mg/L	ND	1.0	10/12/15 10:11	

LABORATORY CONTROL SAMPLE: 1648533

Parameter	Units	Spike Conc.	LCS Result	LCS % Rec	% Rec Limits	Qualifiers
Chloride	mg/L	5	4.6	92	90-110	
Sulfate	mg/L	5	4.7	93	90-110	

LABORATORY CONTROL SAMPLE: 1648752

Parameter	Units	Spike Conc.	LCS Result	LCS % Rec	% Rec Limits	Qualifiers
Chloride	mg/L	5	4.6	91	90-110	
Sulfate	mg/L	5	4.7	95	90-110	

MATRIX SPIKE SAMPLE: 1648534

Parameter	Units	60204296003 Result	Spike Conc.	MS Result	MS % Rec	% Rec Limits	Qualifiers
Chloride	mg/L	81.3	50	127	91	80-120	
Sulfate	mg/L	102	50	145	87	80-120	

MATRIX SPIKE SAMPLE: 1648535

Parameter	Units	60204567002 Result	Spike Conc.	MS Result	MS % Rec	% Rec Limits	Qualifiers
Chloride	mg/L	2670	1000	3590	92	80-120	
Sulfate	mg/L	2330	1000	3200	87	80-120	

Results presented on this page are in the units indicated by the "Units" column except where an alternate unit is presented to the right of the result.

REPORT OF LABORATORY ANALYSIS

This report shall not be reproduced, except in full,
without the written consent of Pace Analytical Services, Inc..

Pace Analytical Services, Inc.
9608 Loiret Blvd.
Lenexa, KS 66219
(913)599-5665

QUALITY CONTROL DATA

Project: Fort Smith, AR
Pace Project No.: 60204426

QC Batch: WETA/36348 Analysis Method: EPA 350.1
QC Batch Method: EPA 350.1 Analysis Description: 350.1 Ammonia
Associated Lab Samples: 60204426001, 60204426003, 60204426004

METHOD BLANK: 1649424 Matrix: Water
Associated Lab Samples: 60204426001, 60204426003, 60204426004

Parameter	Units	Blank Result	Reporting Limit	Analyzed	Qualifiers
Nitrogen, Ammonia	mg/L	ND	0.10	10/14/15 11:20	

LABORATORY CONTROL SAMPLE: 1649425

Parameter	Units	Spike Conc.	LCS Result	LCS % Rec	% Rec Limits	Qualifiers
Nitrogen, Ammonia	mg/L	2	1.9	94	90-110	

MATRIX SPIKE SAMPLE: 1649426

Parameter	Units	60204543001 Result	Spike Conc.	MS Result	MS % Rec	% Rec Limits	Qualifiers
Nitrogen, Ammonia	mg/L	ND	2	1.4	72	90-110	M1

MATRIX SPIKE SAMPLE: 1649428

Parameter	Units	60204648002 Result	Spike Conc.	MS Result	MS % Rec	% Rec Limits	Qualifiers
Nitrogen, Ammonia	mg/L	<0.10	2	2.1	103	90-110	

SAMPLE DUPLICATE: 1649427

Parameter	Units	60204613001 Result	Dup Result	RPD	Max RPD	Qualifiers
Nitrogen, Ammonia	mg/L	339	340	0	18	

Results presented on this page are in the units indicated by the "Units" column except where an alternate unit is presented to the right of the result.

REPORT OF LABORATORY ANALYSIS

This report shall not be reproduced, except in full,
without the written consent of Pace Analytical Services, Inc..

Pace Analytical Services, Inc.
9608 Loiret Blvd.
Lenexa, KS 66219
(913)599-5665

QUALITY CONTROL DATA

Project: Fort Smith, AR
Pace Project No.: 60204426

QC Batch: WETA/36248 Analysis Method: EPA 353.2
QC Batch Method: EPA 353.2 Analysis Description: 353.2 Nitrate + Nitrite, Unpres.
Associated Lab Samples: 60204426001, 60204426003, 60204426004

METHOD BLANK: 1645650 Matrix: Water
Associated Lab Samples: 60204426001, 60204426003, 60204426004

Parameter	Units	Blank Result	Reporting Limit	Analyzed	Qualifiers
Nitrogen, Nitrate	mg/L	ND	0.10	10/07/15 13:01	
Nitrogen, Nitrite	mg/L	ND	0.10	10/07/15 13:01	
Nitrogen, NO2 plus NO3	mg/L	ND	0.10	10/07/15 13:01	

LABORATORY CONTROL SAMPLE: 1645651

Parameter	Units	Spike Conc.	LCS Result	LCS % Rec	% Rec Limits	Qualifiers
Nitrogen, Nitrate	mg/L	1.6	1.4	88	85-115	
Nitrogen, Nitrite	mg/L	.4	0.40	100	90-110	
Nitrogen, NO2 plus NO3	mg/L	2	1.8	91	90-110	

MATRIX SPIKE SAMPLE: 1645652

Parameter	Units	60204416001 Result	Spike Conc.	MS Result	MS % Rec	% Rec Limits	Qualifiers
Nitrogen, Nitrate	mg/L	6.2	8	12.8	83	85-115	M1
Nitrogen, Nitrite	mg/L	ND	2	2.2	109	90-110	
Nitrogen, NO2 plus NO3	mg/L	6.2	10	15.0	88	90-110	M1

MATRIX SPIKE SAMPLE: 1645654

Parameter	Units	60204434002 Result	Spike Conc.	MS Result	MS % Rec	% Rec Limits	Qualifiers
Nitrogen, Nitrate	mg/L	1.3	8	8.2	87	85-115	
Nitrogen, Nitrite	mg/L	ND	2	2.1	107	90-110	
Nitrogen, NO2 plus NO3	mg/L	1.3	10	10.4	91	90-110	

SAMPLE DUPLICATE: 1645653

Parameter	Units	60204426004 Result	Dup Result	RPD	Max RPD	Qualifiers
Nitrogen, Nitrate	mg/L	ND	ND		20	
Nitrogen, Nitrite	mg/L	ND	ND		20	
Nitrogen, NO2 plus NO3	mg/L	ND	ND		20	

Results presented on this page are in the units indicated by the "Units" column except where an alternate unit is presented to the right of the result.

REPORT OF LABORATORY ANALYSIS

This report shall not be reproduced, except in full,
without the written consent of Pace Analytical Services, Inc..

Pace Analytical Services, Inc.
9608 Loiret Blvd.
Lenexa, KS 66219
(913)599-5665

QUALITY CONTROL DATA

Project: Fort Smith, AR
Pace Project No.: 60204426

QC Batch: WETA/36356 Analysis Method: EPA 365.4
QC Batch Method: EPA 365.4 Analysis Description: 365.4 Phosphorus
Associated Lab Samples: 60204426001, 60204426003, 60204426004

METHOD BLANK: 1649697 Matrix: Water
Associated Lab Samples: 60204426001, 60204426003, 60204426004

Parameter	Units	Blank Result	Reporting Limit	Analyzed	Qualifiers
Phosphorus as PO4	mg/L	ND	0.31	10/15/15 11:23	

LABORATORY CONTROL SAMPLE: 1649698

Parameter	Units	Spike Conc.	LCS Result	LCS % Rec	% Rec Limits	Qualifiers
Phosphorus as PO4	mg/L		6.0			

MATRIX SPIKE SAMPLE: 1649699

Parameter	Units	60204425013 Result	Spike Conc.	MS Result	MS % Rec	% Rec Limits	Qualifiers
Phosphorus as PO4	mg/L	ND		6.1			

MATRIX SPIKE SAMPLE: 1649701

Parameter	Units	60204563001 Result	Spike Conc.	MS Result	MS % Rec	% Rec Limits	Qualifiers
Phosphorus as PO4	mg/L	ND		6.1			

SAMPLE DUPLICATE: 1649700

Parameter	Units	60204426001 Result	Dup Result	RPD	Max RPD	Qualifiers
Phosphorus as PO4	mg/L	ND	ND	0		

Results presented on this page are in the units indicated by the "Units" column except where an alternate unit is presented to the right of the result.

REPORT OF LABORATORY ANALYSIS

This report shall not be reproduced, except in full,
without the written consent of Pace Analytical Services, Inc..

Pace Analytical Services, Inc.
9608 Loiret Blvd.
Lenexa, KS 66219
(913)599-5665

QUALITY CONTROL DATA

Project: Fort Smith, AR
Pace Project No.: 60204426

QC Batch: WETA/36299 Analysis Method: SM 5310C
QC Batch Method: SM 5310C Analysis Description: 5310C Total Organic Carbon
Associated Lab Samples: 60204426001, 60204426003, 60204426004

METHOD BLANK: 1647817 Matrix: Water
Associated Lab Samples: 60204426001, 60204426003, 60204426004

Parameter	Units	Blank Result	Reporting Limit	Analyzed	Qualifiers
Total Organic Carbon	mg/L	ND	1.0	10/13/15 12:26	

LABORATORY CONTROL SAMPLE: 1647818

Parameter	Units	Spike Conc.	LCS Result	LCS % Rec	% Rec Limits	Qualifiers
Total Organic Carbon	mg/L	5	5.1	101	80-120	

MATRIX SPIKE SAMPLE: 1647819

Parameter	Units	60204425003 Result	Spike Conc.	MS Result	MS % Rec	% Rec Limits	Qualifiers
Total Organic Carbon	mg/L	1.7	5	5.0	66	80-120	M1

SAMPLE DUPLICATE: 1647820

Parameter	Units	60204425008 Result	Dup Result	RPD	Max RPD	Qualifiers
Total Organic Carbon	mg/L	0.62J	0.56J		25	

Results presented on this page are in the units indicated by the "Units" column except where an alternate unit is presented to the right of the result.

REPORT OF LABORATORY ANALYSIS

This report shall not be reproduced, except in full,
without the written consent of Pace Analytical Services, Inc..

Pace Analytical Services, Inc.
9608 Loiret Blvd.
Lenexa, KS 66219
(913)599-5665

QUALIFIERS

Project: Fort Smith, AR
Pace Project No.: 60204426

DEFINITIONS

DF - Dilution Factor, if reported, represents the factor applied to the reported data due to dilution of the sample aliquot.

ND - Not Detected at or above adjusted reporting limit.

J - Estimated concentration above the adjusted method detection limit and below the adjusted reporting limit.

MDL - Adjusted Method Detection Limit.

PQL - Practical Quantitation Limit.

RL - Reporting Limit.

S - Surrogate

1,2-Diphenylhydrazine decomposes to and cannot be separated from Azobenzene using Method 8270. The result for each analyte is a combined concentration.

Consistent with EPA guidelines, unrounded data are displayed and have been used to calculate % recovery and RPD values.

LCS(D) - Laboratory Control Sample (Duplicate)

MS(D) - Matrix Spike (Duplicate)

DUP - Sample Duplicate

RPD - Relative Percent Difference

NC - Not Calculable.

SG - Silica Gel - Clean-Up

U - Indicates the compound was analyzed for, but not detected.

N-Nitrosodiphenylamine decomposes and cannot be separated from Diphenylamine using Method 8270. The result reported for each analyte is a combined concentration.

Pace Analytical is TNI accredited. Contact your Pace PM for the current list of accredited analytes.

TNI - The NELAC Institute.

LABORATORIES

PASI-D	Pace Analytical Services - Dallas
PASI-K	Pace Analytical Services - Kansas City

BATCH QUALIFIERS

Batch: MSV/72146

[M5]	A matrix spike/matrix spike duplicate was not performed for this batch due to insufficient sample volume.

Batch: WET/57807

[1]	Ferrous iron performed in the field

Batch: WET/57811

[1]	Field pH

ANALYTE QUALIFIERS

B	Analyte was detected in the associated method blank.
H6	Analysis initiated outside of the 15 minute EPA recommended holding time.
M1	Matrix spike recovery exceeded QC limits. Batch accepted based on laboratory control sample (LCS) recovery.
MS	Analyte recovery in the matrix spike was outside QC limits for one or more of the constituent analytes used in the calculated result.
R1	RPD value was outside control limits.
RS	The RPD value in one of the constituent analytes was outside the control limits.

This report shall not be reproduced, except in full,
without the written consent of Pace Analytical Services, Inc..

Pace Analytical Services, Inc.
9608 Loiret Blvd.
Lenexa, KS 66219
(913)599-5665

QUALITY CONTROL DATA CROSS REFERENCE TABLE

Project: Fort Smith, AR
Pace Project No.: 60204426

Lab ID	Sample ID	QC Batch Method	QC Batch	Analytical Method	Analytical Batch
60204426001	**MW-99-201510**	EPA 8015 - Alcohol	GCSV/4450		
60204426003	**MW-183-201510**	EPA 8015 - Alcohol	GCSV/4450		
60204426004	**MW-98-201510**	EPA 8015 - Alcohol	GCSV/4450		
60204426001	**MW-99-201510**	EPA 3010	MPRP/33449	EPA 6010	ICP/24647
60204426003	**MW-183-201510**	EPA 3010	MPRP/33449	EPA 6010	ICP/24647
60204426004	**MW-98-201510**	EPA 3010	MPRP/33449	EPA 6010	ICP/24647
60204426001	**MW-99-201510**	EPA 5030B/8260	MSV/72146		
60204426002	**TB-09-201510**	EPA 5030B/8260	MSV/72146		
60204426003	**MW-183-201510**	EPA 5030B/8260	MSV/72158		
60204426004	**MW-98-201510**	EPA 5030B/8260	MSV/72146		
60204426001	**MW-99-201510**	SM 2320B	WET/57695		
60204426003	**MW-183-201510**	SM 2320B	WET/57695		
60204426004	**MW-98-201510**	SM 2320B	WET/57695		
60204426001	**MW-99-201510**	SM 3500-Fe B#4	WET/57807		
60204426003	**MW-183-201510**	SM 3500-Fe B#4	WET/57807		
60204426004	**MW-98-201510**	SM 3500-Fe B#4	WET/57807		
60204426001	**MW-99-201510**	SM 4500-H+B	WET/57811		
60204426003	**MW-183-201510**	SM 4500-H+B	WET/57811		
60204426004	**MW-98-201510**	SM 4500-H+B	WET/57811		
60204426001	**MW-99-201510**	SM 4500-S-2 D	WET/57655		
60204426003	**MW-183-201510**	SM 4500-S-2 D	WET/57655		
60204426004	**MW-98-201510**	SM 4500-S-2 D	WET/57655		
60204426001	**MW-99-201510**	EPA 300.0	WETA/36316		
60204426003	**MW-183-201510**	EPA 300.0	WETA/36316		
60204426004	**MW-98-201510**	EPA 300.0	WETA/36316		
60204426001	**MW-99-201510**	EPA 350.1	WETA/36348		
60204426003	**MW-183-201510**	EPA 350.1	WETA/36348		
60204426004	**MW-98-201510**	EPA 350.1	WETA/36348		
60204426001	**MW-99-201510**	EPA 353.2	WETA/36248		
60204426003	**MW-183-201510**	EPA 353.2	WETA/36248		
60204426004	**MW-98-201510**	EPA 353.2	WETA/36248		
60204426001	**MW-99-201510**	EPA 365.4	WETA/36356		
60204426003	**MW-183-201510**	EPA 365.4	WETA/36356		
60204426004	**MW-98-201510**	EPA 365.4	WETA/36356		
60204426001	**MW-99-201510**	SM 4500-CO2 D	WETA/36401		
60204426003	**MW-183-201510**	SM 4500-CO2 D	WETA/36401		
60204426004	**MW-98-201510**	SM 4500-CO2 D	WETA/36401		
60204426001	**MW-99-201510**	SM 5310C	WETA/36299		
60204426003	**MW-183-201510**	SM 5310C	WETA/36299		
60204426004	**MW-98-201510**	SM 5310C	WETA/36299		

This report shall not be reproduced, except in full,
without the written consent of Pace Analytical Services, Inc..

Pace Analytical®
www.pacelabs.com

Sample Condition Upon Receipt

WO# : 60204426

60204426

Client Name: Environ

Optional
Proj Due Date:
Proj Name:

Courier: FedEx ☒ UPS ☐ VIA ☐ Clay ☐ PEX ☐ ECI ☐ Pace ☐ Other ☐ Client ☐

Tracking #: 6262 7065 3763, 3720, 3774 Pace Shipping Label Used? Yes ☐ No ☐

Custody Seal on Cooler/Box Present: Yes ☒ No ☐ Seals intact: Yes ☒ No ☐

Packing Material: Bubble Wrap ☐ Bubble Bags ☒ Foam ☒ None ☐ Other ☐

Thermometer Used: CF +0.6 T-239 / CF +0.6 T-262 **Type of Ice:** (Wet) Blue None ☐ Samples received on ice, cooling process has begun.
(circle one)

Cooler Temperature: 3.6 2.2 2.1

Date and initials of person examining contents: JD 10/7

Temperature should be above freezing to 6°C

Chain of Custody present:	☒Yes ☐No ☐N/A	1.	
Chain of Custody filled out:	☒Yes ☐No ☐N/A	2.	
Chain of Custody relinquished:	☒Yes ☐No ☐N/A	3.	
Sampler name & signature on COC:	☒Yes ☐No ☐N/A	4.	
Samples arrived within holding time:	☒Yes ☐No ☐N/A	5.	
Short Hold Time analyses (<72hr):	☒Yes ☐No ☐N/A	6.	NO_2, NO_3, pH
Rush Turn Around Time requested:	☐Yes ☒No ☐N/A	7.	
Sufficient volume:	☒Yes ☐No ☐N/A	8.	
Correct containers used:	☒Yes ☐No ☐N/A		
Pace containers used:	☒Yes ☐No ☐N/A	9.	
Containers intact:	☒Yes ☐No ☐N/A	10.	
Unpreserved 5035A soils frozen w/in 48hrs?	☐Yes ☐No ☒N/A	11.	
Filtered volume received for dissolved tests?	☐Yes ☐No ☒N/A	12.	
Sample labels match COC:	☒Yes ☐No ☐N/A		
Includes date/time/ID/analyses Matrix: WT		13.	
All containers needing preservation have been checked.	☒Yes ☐No ☐N/A		
All containers needing preservation are found to be in compliance with EPA recommendation.	☒Yes ☐No ☐N/A	14.	
Exceptions: (VOA) Coliform, O&G, WI-DRO (water)	☒Yes ☐No	Initial when completed	Lot # of added preservative
Trip Blank present:	☒Yes ☐No ☐N/A		
Pace Trip Blank lot # (if purchased): 10/2		15.	
Headspace in VOA vials (>6mm):	☐Yes ☒No ☐N/A	16.	
Project sampled in USDA Regulated Area:	☐Yes ☐No ☒N/A	17. List State:	
Additional labels attached to 5035A vials in the field?	☐Yes ☐No ☒N/A	18.	

Client Notification/ Resolution: Copy COC to Client? Y / (N) Field Data Required? Y / (N)

Person Contacted: _____ Date/Time: _____

Comments/ Resolution: _____

Project Manager Review: CBC Date: 10/7/15

Pace Analytical
www.pacelabs.com

CHAIN-OF-CUSTODY / Analytical Request Document

The Chain-of-Custody is a LEGAL DOCUMENT. All relevant fields must be completed accurately.

Page: 1 of 1

Section A Required Client Information:		Section B Required Project Information:		Section C Invoice Information:	
Company:	Environ	Report To:	Wendy Stonestreet	Attention:	Tammy Gleason
Address:	7500 College Blvd., Ste. 925	Copy To:	Tammy Gleason	Company Name:	Environ
	Overland Park, KS 66210			Address:	250 Monroe Ave. NW Grand Rapids
Email To:	wstonestreet@environcorp.com	Purchase Order No.:	NA	Pace Quote Reference:	Michigan, 49503
Phone: 913-553-5926	Fax:	Project Name:	Fort Smith, AR	Pace Project Manager:	Colleen Clyne
Requested Due Date/TAT:		Project Number:		Pace Profile #:	7444, line 1

REGULATORY AGENCY

☐ NPDES ☐ GROUND WATER ☐ DRINKING WATER
☐ UST ☐ RCRA ☑ OTHER ADEQ

Site Location STATE: AR

Section D Required Client Information

Valid Matrix Codes

MATRIX	CODE
DRINKING WATER	DW
WATER	WT
WASTE WATER	WW
PRODUCT	P
SOIL/SOLID	SL
OIL	OL
WIPE	WP
AIR	AR
OTHER	OT
TISSUE	TS

SAMPLE ID (A-Z, 0-9 / ,-) Sample IDs MUST BE UNIQUE

Requested Analysis Filtered (Y/N)

	ITEM #	SAMPLE ID	MATRIX CODE (see valid codes to left)	SAMPLE TYPE (G=GRAB C=COMP)	COLLECTED COMPOSITE START DATE	COLLECTED COMPOSITE START TIME	COLLECTED COMPOSITE END/GRAB DATE	COLLECTED COMPOSITE END/GRAB TIME	SAMPLE TEMP AT COLLECTION	# OF CONTAINERS	Preservatives: Unpreserved	H_2SO_4	HNO_3	HCl	NaOH	$Na_2S_2O_3$	Methanol	Other	Analysis Test (Y/N)	8260 VOCs	Alkalinity	TOC	Chloride, Sulfate	8015 Chloroethanol (Pace Dallas)	6010-Iron/Mn	Ferric Iron calc. (send field Ferrous)	Ammonia	Nitrate+Nitrite	Total Phosphate (Pace Dallas)	Sulfide	CO2 Calc (Alkalinity +pH)	Residual Chlorine (Y/N)	Pace Project No./ Lab I.D.
05	1	MW-99-201510 BP3U AG3S BP3Z BP3S BP3N	WT	G	(3)D69H	(2)D69U	10/6/15	0835		11	X	X	X	X	X	X				X	X	X	X	X	X	X	X	X	X	X	X		001
	2	TB-09-201510	WT	G			10/6/15	—		3	X	/								X													(2)D69A 002
10	3	MW-183-201510	WT	G			10/6/15	1041		3	X	X	X	X	X	X				X	X	X	X	X	X	X	X	X	X	X	X		5day TAT 003 VOCs
09	4	MW-98-201510	WT	G			10/6/15	1250		11	X	X	X	X	X	X				X	X	X	X	X	X	X	X	X	X	X	X		004
	5																																
	6																																
	7																																
	8																																
	9																																
	10																																
	11																																
	12																																

60204426

ADDITIONAL COMMENTS	RELINQUISHED BY / AFFILIATION	DATE	TIME	ACCEPTED BY / AFFILIATION	DATE	TIME	SAMPLE CONDITIONS: Temp in °C	Received on Ice (Y/N)	Custody Sealed Cooler (Y/N)	Samples Intact (Y/N)
Level IV data package required	Wendy Stonestreet	10/6/15		[signature]	10/7	0845	3.6	Y	Y	Y
							2.2	Y	Y	Y
							2.6	Y	Y	Y

SAMPLER NAME AND SIGNATURE

PRINT Name of SAMPLER: Wendy Stonestreet

SIGNATURE of SAMPLER: Wendy Stonestreet DATE Signed (MM/DD/YY): 10/6/15

*Important Note: By signing this form you are accepting Pace's NET 30 day payment terms and agreeing to late charges of 1.5% per month for any invoices not paid within 30 days.

F-ALL-Q-020rev.07, 15-Feb-2007

Chain of Custody

Pace Analytical®
www.pacelabs.com

Workorder: 60204426 **Workorder Name:** Fort Smith, AR **Owner Received Date:** 10/7/2015 **Results Requested By:** 10/19/2015

Report To	Subcontract To
Colleen Clyne Pace Analytical Services, Inc. 9608 Loiret Blvd. Lenexa, KS 66219 Phone (913)599-5665 Fax (913)599-1759	Pace Analytical Dallas 400 West Bethany Drive Suite 190 Allen, TX 75013 Phone (972)727-1123

						Preserved Containers						Requested Analysis												
Item	Sample ID	Sample Type	Collect Date/Time	Lab ID	Matrix	BP3S	DG9U					8015 Chloroethanol												LAB USE ONLY
1	MW-99-201510	PS	10/6/2015 08:35	60204426001	Water	1	3					X												
2	MW-183-201510	PS	10/6/2015 10:41	60204426003	Water	1	3					X												
3	MW-98-201510	PS	10/6/2015 12:50	60204426004	Water	1	3					X												
4																								
5																								

Transfers	Released By	Date/Time	Received By	Date/Time
1				
2				
3				

Comments

Cooler Temperature on Receipt °C	Custody Seal Y or	Received on Ice Y or	Samples Intact Y or N

****In order to maintain client confidentiality, location/name of the sampling site, sampler's name and signature may not be provided on this COC document. This chain of custody is considered complete as is since this information is available in the owner laboratory.*

Chain of Custody

Pace Analytical®
www.pacelabs.com

Workorder: 60204426 **Workorder Name:** Fort Smith, AR **Owner Received Date:** 10/7/2015 **Results Requested By:** 10/19/2015

Report To	Subcontract To
Colleen Clyne Pace Analytical Services, Inc. 9608 Loiret Blvd. Lenexa, KS 66219 Phone (913)599-5665 Fax (913)599-1759	Pace Analytical Dallas 400 West Bethany Drive Suite 190 Allen, TX 75013 Phone (972)727-1123

Item	Sample ID	Sample Type	Collect Date/Time	Lab ID	Matrix	Preserved Containers: BP3S	DG9U					Requested Analysis: 8015 Chloroethanol												LAB USE ONLY
1	MW-99-201510	PS	10/6/2015 08:35	60204426001	Water	1	3					X												001
2	MW-183-201510	PS	10/6/2015 10:41	60204426003	Water	1	3					X												002
3	MW-98-201510	PS	10/6/2015 12:50	60204426004	Water	1	3					X												003
4																								
5																								

Transfers	Released By	Date/Time	Received By	Date/Time
1	[signature]	10/6/15 1700	[signature]	10-7-15 0840
2				
3	4.8°C			

Comments

Cooler Temperature on Receipt 3.8 °C **Custody Seal** (Y) or **Received on Ice** (Y) or **Samples Intact** (Y) or N

****In order to maintain client confidentiality, location/name of the sampling site, sampler's name and signature may not be provided on this COC document. This chain of custody is considered complete as is since this information is available in the owner laboratory.*

WO# : 7532156

7532156

Pace Analytical

Sample Condition Upon Receipt
Dallas

Client Name: Pace Kansas Project Work order: 4532156

Courier: FedEX ☑ UPS ☐ USPS ☐ Client ☐ Courier ☐ LSO ☐ PACE ☐ Other:_____

Tracking#: 6508 8159 8000 6508 8159 8010

Custody Seal on Cooler/Box: Yes ☑ No ☐ **Seals Intact:** Yes ☑ No ☐ NA ☐

Packing Material: Bubble Wrap ☐ Bubble Bags ☐ Foam ☑ None ☐ Other ☑

Thermometer Used: IR-01 Type of Ice: Wet ☑ Blue ☐ None ☐ Sample Received on ice, cooling process has begun ☑

Cooler Temp: 3.8°C 4.8°C (Temp should be above freezing to 6°C)

Chain of Custody Present	Yes ☑ No ☐ NA ☐	1
Chain of Custody filled out	Yes ☑ No ☐ NA ☐	2
Chain of Custody relinquished	Yes ☑ No ☐ NA ☐	3
Sampler name & signature on COC	Yes ☐ No ☑ NA ☐	4
Sample received within HT	Yes ☑ No ☐ NA ☐	5
Short HT analyses (<72 hrs)	Yes ☐ No ☑ NA ☐	6
Rush TAT requested	Yes ☐ No ☑ NA ☐	7
Sufficient Volume received	Yes ☑ No ☐ NA ☐	8
Correct Container used Pace Container used	Yes ☑ No ☐ NA ☐ Yes ☑ No ☐ NA ☐	9
Container Intact	Yes ☑ No ☐ NA ☐	10
Unpreserved 5035A soil frozen within 48 hrs	Yes ☐ No ☐ NA ☑	11
Filtered volume received for Dissolved tests	Yes ☐ No ☐ NA ☑	12
Sample labels match COC Include date/time/ID/analyses Matrix: WATER	Yes ☑ No ☐ NA ☐	13
All containers needing preservation have been checked	Yes ☐ No ☐ NA ☑	14a. Lot# of pH strip:_____ pH checked Yes ☐ No ☐ pH<2 ☐ pH>9 ☐ pH>12 ☐ Lot# of Iodine strip:_____ Lot# of Lead Acetate strip:_____
Do containers require preservation at the lab	Yes ☐ No ☐ NA ☑	14b. Preservation: / Lot#:
All containers needing preservation are found to be in Compliance with EPA recommendation **Exception:** VOA, coliform, O&G	Yes ☐ No ☐ NA ☑ Yes ☑ No ☐	14c.
Are soil samples (volatiles) received in Bulk ☐ Terracore ☐ EnCore ☐ NA ☑		15.
Trip Blank present Trip Blank Custody Seals Intact Pace Trip Blank Lot# (if purchased):_____	Yes ☐ No ☐ NA ☑ Yes ☐ No ☐ NA ☑	16.
Headspace in VOA (>6mm)	Yes ☐ No ☐ NA ☑	17.
Project sampled in USDA Regulated Area:	Yes ☐ No ☐ NA ☑	18. List State _____

Client Notification/Resolution/Comments:

Person Contacted:_____ Date:_____

Comments/Resolution:_____

Person Examining Contents: _____ Date: 10/9/15

Pace Analytical Services - Dallas

Sample Container Count-

COC PAGE 1 of 1

COC ID# _____

Pace Project # 47532156

Sample Line Item	AG1S	AG1U	AG3S	BG1S	BP1U	BP2N	BP2S	BP2U	BP20	SP5T	VG9H	DG9M	VG9U	VG9W	WGFU	WGKU	BP3C	GN	WG2U	BP3S	DG9U			
1																					3			
2																					3			
3																					3			
4																								
5																								
6																								
7																								
8																								
9																								
10																								
11																								
12																								

Container Codes

AF	Air Filter	BP1A	1 liter NaOH, Asc Acid plastic	BP3S	250mL H2SO4 plastic	R	terra core kit
AG1H	1L HCL Amber Glass	BP1N	1 liter HNO3 plastic	BP3U	250mL unpreserved plastic	SP5T	120mL Coliform Na Thiosulfate
AG1S	1L H2SO4 Amber Glass	BP1S	1 liter H2SO4 plastic	BP3Z	250mL NaOH, Zn Ac plastic	SP5U	120mL Coliform unpreserved
AG1T	1L Sodium Thiosulfate Amber	BP1U	1 liter unpreserved plastic	C	Air Cassettes	VG9H	40mL HCL clear vial
AG1U	1L Unpreserved Amber Glass	BP1Z	1 liter NaOH, Zn, Ac	DG9B	40mL Na Bisulfate amber vial	VG9T	40mL Na Thio. clear vial
AG2N	500mL HNO3 amber glass	BP2A	500mL NaOH, Asc Acid plasti	DG9H	40mL HCL amber voa vial	VG9U	40mL unpreserved clear vial
AG2S	500mL H2SO4 amber glass	BP2N	500mL HNO3 plastic	DG9M	40mL MeOH clear vial	VG9W	40mL Unpreserved Tared
AG2U	500mL unpreserved amber glas	BP2O	500mL NaOH plastic	DG9P	40mL TSP amber vial	VSG	Headspace septa vial & HCL
AG3S	250mL H2SO4 glass amber	BP2S	500mL H2SO4 plastic	DG9S	40mL H2SO4 amber vial	WGFU	4oz clear soil jar
AG3U	250mL unpreserved amber glas	BP2U	500mL unpreserved plastic	DG9T	40mL Na Thio amber vial	WGFX	4oz wide jar w/hexane wipe
BG1H	1 liter HCL clear glass	BP2Z	500mL NaOH, Zn Ac	DG9U	40mL unpreserved amber vial	WGKU	8oz wide jar upreserved
BG1S	1 liter H2SO4 clear glass	BP3A	250mL NaOh, Asc Acid plasti	GN	General unpreserved	WG2U	2oz clear jar
BG1T	1 liter Na Thiosulfate clear gla	BP3C	250mL NaOH plastic	I	Wipe/Swab	ZPLC	Ziploc Bag
BG1U	1 liter unpreserved glass	BP3N	250mL HNO3 plastic	JGFU	4oz unpreserved amber wide	Other	Other

Pace Analytical Services, Inc.
9608 Loiret Blvd.
Lenexa, KS 66219
(913)599-5665

October 16, 2015

Wendy Stonestreet
Environ International Corporation
7500 College Blvd Ste 925
Overland Park, KS 66210

RE: Project: Fort Smith
Pace Project No.: 60204443

Dear Wendy Stonestreet:
Enclosed are the analytical results for sample(s) received by the laboratory on October 07, 2015. The results relate only to the samples included in this report. Results reported herein conform to the most current TNI standards and the laboratory's Quality Assurance Manual, where applicable, unless otherwise noted in the body of the report.

If you have any questions concerning this report, please feel free to contact me.

Sincerely,

Colleen Clyne
colleen.clyne@pacelabs.com
Project Manager

Enclosures

cc: Tamara Gleason, ENVIRON International Corporation

This report shall not be reproduced, except in full,
without the written consent of Pace Analytical Services, Inc..

Pace Analytical Services, Inc.
9608 Loiret Blvd.
Lenexa, KS 66219
(913)599-5665

CERTIFICATIONS

Project: Fort Smith
Pace Project No.: 60204443

Kansas Certification IDs
9608 Loiret Boulevard, Lenexa, KS 66219
WY STR Certification #: 2456.01
Arkansas Certification #: 15-016-0
Illinois Certification #: 003097
Iowa Certification #: 118
Kansas/NELAP Certification #: E-10116
Louisiana Certification #: 03055
Nevada Certification #: KS000212008A
Oklahoma Certification #: 9205/9935
Texas Certification #: T104704407
Utah Certification #: KS00021

REPORT OF LABORATORY ANALYSIS

This report shall not be reproduced, except in full,
without the written consent of Pace Analytical Services, Inc..

Pace Analytical Services, Inc.
9608 Loiret Blvd.
Lenexa, KS 66219
(913)599-5665

SAMPLE SUMMARY

Project: Fort Smith
Pace Project No.: 60204443

Lab ID	Sample ID	Matrix	Date Collected	Date Received
60204443001	**VP-05-201510**	Water	10/06/15 16:20	10/07/15 08:45
60204443002	**MW-174-201510**	Water	10/06/15 15:50	10/07/15 08:45
60204443003	**MW-173-201510**	Water	10/06/15 16:40	10/07/15 08:45
60204443004	**VP-06-201510**	Water	10/06/15 15:38	10/07/15 08:45
60204443005	**TB-11-201510**	Water	10/06/15 08:00	10/07/15 08:45

This report shall not be reproduced, except in full,
without the written consent of Pace Analytical Services, Inc..

Pace Analytical Services, Inc.
9608 Loiret Blvd.
Lenexa, KS 66219
(913)599-5665

SAMPLE ANALYTE COUNT

Project: Fort Smith
Pace Project No.: 60204443

Lab ID	Sample ID	Method	Analysts	Analytes Reported	Laboratory
60204443001	**VP-05-201510**	EPA 5030B/8260	PGH	38	PASI-K
60204443002	**MW-174-201510**	EPA 5030B/8260	PGH	38	PASI-K
60204443003	**MW-173-201510**	EPA 5030B/8260	PGH	38	PASI-K
60204443004	**VP-06-201510**	EPA 5030B/8260	PGH	38	PASI-K
60204443005	**TB-11-201510**	EPA 5030B/8260	PGH	38	PASI-K

This report shall not be reproduced, except in full,
without the written consent of Pace Analytical Services, Inc..

Pace Analytical Services, Inc.
9608 Loiret Blvd.
Lenexa, KS 66219
(913)599-5665

PROJECT NARRATIVE

Project: Fort Smith
Pace Project No.: 60204443

Method: **EPA 5030B/8260**
Description: 8260 MSV
Client: Environ_AR
Date: October 16, 2015

General Information:
5 samples were analyzed for EPA 5030B/8260. All samples were received in acceptable condition with any exceptions noted below or on the chain-of custody and/or the sample condition upon receipt form (SCUR) attached at the end of this report.

Hold Time:
The samples were analyzed within the method required hold times with any exceptions noted below.

Initial Calibrations (including MS Tune as applicable):
All criteria were within method requirements with any exceptions noted below.

Continuing Calibration:
All criteria were within method requirements with any exceptions noted below.

Internal Standards:
All internal standards were within QC limits with any exceptions noted below.

Surrogates:
All surrogates were within QC limits with any exceptions noted below.

Method Blank:
All analytes were below the report limit in the method blank, where applicable, with any exceptions noted below.

QC Batch: MSV/72146

B: Analyte was detected in the associated method blank.
- BLANK for HBN 403892 [MSV/7214 (Lab ID: 1646653)
  - Chloromethane

Laboratory Control Spike:
All laboratory control spike compounds were within QC limits with any exceptions noted below.

Matrix Spikes:
All percent recoveries and relative percent differences (RPDs) were within acceptance criteria with any exceptions noted below.

QC Batch: MSV/72146

A matrix spike/matrix spike duplicate was not performed due to insufficient sample volume.

Additional Comments:

This data package has been reviewed for quality and completeness and is approved for release.

This report shall not be reproduced, except in full,
without the written consent of Pace Analytical Services, Inc..

Pace Analytical Services, Inc.
9608 Loiret Blvd.
Lenexa, KS 66219
(913)599-5665

ANALYTICAL RESULTS

Project: Fort Smith
Pace Project No.: 60204443

Sample: VP-05-201510 **Lab ID: 60204443001** Collected: 10/06/15 16:20 Received: 10/07/15 08:45 Matrix: Water

Parameters	Results	Units	Report Limit	MDL	DF	Prepared	Analyzed	CAS No.	Qual
8260 MSV	Analytical Method: EPA 5030B/8260								
Acetone	**87.0**	ug/L	10.0	1.9	1		10/09/15 05:05	67-64-1	
Benzene	**0.97J**	ug/L	1.0	0.060	1		10/09/15 05:05	71-43-2	
Bromodichloromethane	ND	ug/L	1.0	0.19	1		10/09/15 05:05	75-27-4	
Bromoform	ND	ug/L	1.0	0.070	1		10/09/15 05:05	75-25-2	
Bromomethane	**4.8J**	ug/L	5.0	0.16	1		10/09/15 05:05	74-83-9	
2-Butanone (MEK)	**22.5**	ug/L	10.0	0.59	1		10/09/15 05:05	78-93-3	
Carbon disulfide	**0.46J**	ug/L	5.0	0.12	1		10/09/15 05:05	75-15-0	
Carbon tetrachloride	ND	ug/L	1.0	0.18	1		10/09/15 05:05	56-23-5	
Chlorobenzene	**0.22J**	ug/L	1.0	0.21	1		10/09/15 05:05	108-90-7	
Chloroethane	ND	ug/L	1.0	0.15	1		10/09/15 05:05	75-00-3	
Chloroform	**0.30J**	ug/L	1.0	0.14	1		10/09/15 05:05	67-66-3	
Chloromethane	**1.3**	ug/L	1.0	0.080	1		10/09/15 05:05	74-87-3	B
Dibromochloromethane	ND	ug/L	1.0	0.21	1		10/09/15 05:05	124-48-1	
1,1-Dichloroethane	ND	ug/L	1.0	0.050	1		10/09/15 05:05	75-34-3	
1,2-Dichloroethane	ND	ug/L	1.0	0.12	1		10/09/15 05:05	107-06-2	
1,1-Dichloroethene	ND	ug/L	1.0	0.20	1		10/09/15 05:05	75-35-4	
cis-1,2-Dichloroethene	ND	ug/L	1.0	0.080	1		10/09/15 05:05	156-59-2	
trans-1,2-Dichloroethene	ND	ug/L	1.0	0.20	1		10/09/15 05:05	156-60-5	
1,2-Dichloropropane	ND	ug/L	1.0	0.16	1		10/09/15 05:05	78-87-5	
cis-1,3-Dichloropropene	ND	ug/L	1.0	0.14	1		10/09/15 05:05	10061-01-5	
trans-1,3-Dichloropropene	ND	ug/L	1.0	0.12	1		10/09/15 05:05	10061-02-6	
Ethylbenzene	ND	ug/L	1.0	0.18	1		10/09/15 05:05	100-41-4	
2-Hexanone	**7.8J**	ug/L	10.0	1.2	1		10/09/15 05:05	591-78-6	
Methylene chloride	ND	ug/L	1.0	0.15	1		10/09/15 05:05	75-09-2	
4-Methyl-2-pentanone (MIBK)	**1.7J**	ug/L	10.0	0.42	1		10/09/15 05:05	108-10-1	
Styrene	ND	ug/L	1.0	0.12	1		10/09/15 05:05	100-42-5	
1,1,2,2-Tetrachloroethane	ND	ug/L	1.0	0.15	1		10/09/15 05:05	79-34-5	
Tetrachloroethene	ND	ug/L	1.0	0.10	1		10/09/15 05:05	127-18-4	
Toluene	**0.30J**	ug/L	1.0	0.17	1		10/09/15 05:05	108-88-3	
1,1,1-Trichloroethane	ND	ug/L	1.0	0.11	1		10/09/15 05:05	71-55-6	
1,1,2-Trichloroethane	ND	ug/L	1.0	0.20	1		10/09/15 05:05	79-00-5	
Trichloroethene	ND	ug/L	1.0	0.17	1		10/09/15 05:05	79-01-6	
Vinyl chloride	ND	ug/L	1.0	0.13	1		10/09/15 05:05	75-01-4	
Xylene (Total)	ND	ug/L	3.0	0.42	1		10/09/15 05:05	1330-20-7	
Surrogates									
4-Bromofluorobenzene (S)	99	%	80-120		1		10/09/15 05:05	460-00-4	
1,2-Dichloroethane-d4 (S)	102	%	80-120		1		10/09/15 05:05	17060-07-0	
Toluene-d8 (S)	103	%	80-120		1		10/09/15 05:05	2037-26-5	
Preservation pH	**1.0**		0.10	0.10	1		10/09/15 05:05		

REPORT OF LABORATORY ANALYSIS

This report shall not be reproduced, except in full,
without the written consent of Pace Analytical Services, Inc..

Pace Analytical Services, Inc.
9608 Loiret Blvd.
Lenexa, KS 66219
(913)599-5665

ANALYTICAL RESULTS

Project: Fort Smith
Pace Project No.: 60204443

Sample: MW-174-201510 **Lab ID: 60204443002** Collected: 10/06/15 15:50 Received: 10/07/15 08:45 Matrix: Water

Parameters	Results	Units	Report Limit	MDL	DF	Prepared	Analyzed	CAS No.	Qual
8260 MSV	Analytical Method: EPA 5030B/8260								
Acetone	**3.0J**	ug/L	10.0	1.9	1		10/09/15 05:19	67-64-1	
Benzene	**0.11J**	ug/L	1.0	0.060	1		10/09/15 05:19	71-43-2	
Bromodichloromethane	ND	ug/L	1.0	0.19	1		10/09/15 05:19	75-27-4	
Bromoform	ND	ug/L	1.0	0.070	1		10/09/15 05:19	75-25-2	
Bromomethane	ND	ug/L	5.0	0.16	1		10/09/15 05:19	74-83-9	
2-Butanone (MEK)	ND	ug/L	10.0	0.59	1		10/09/15 05:19	78-93-3	
Carbon disulfide	ND	ug/L	5.0	0.12	1		10/09/15 05:19	75-15-0	
Carbon tetrachloride	ND	ug/L	1.0	0.18	1		10/09/15 05:19	56-23-5	
Chlorobenzene	ND	ug/L	1.0	0.21	1		10/09/15 05:19	108-90-7	
Chloroethane	ND	ug/L	1.0	0.15	1		10/09/15 05:19	75-00-3	
Chloroform	ND	ug/L	1.0	0.14	1		10/09/15 05:19	67-66-3	
Chloromethane	**0.22J**	ug/L	1.0	0.080	1		10/09/15 05:19	74-87-3	B
Dibromochloromethane	ND	ug/L	1.0	0.21	1		10/09/15 05:19	124-48-1	
1,1-Dichloroethane	ND	ug/L	1.0	0.050	1		10/09/15 05:19	75-34-3	
1,2-Dichloroethane	ND	ug/L	1.0	0.12	1		10/09/15 05:19	107-06-2	
1,1-Dichloroethene	ND	ug/L	1.0	0.20	1		10/09/15 05:19	75-35-4	
cis-1,2-Dichloroethene	ND	ug/L	1.0	0.080	1		10/09/15 05:19	156-59-2	
trans-1,2-Dichloroethene	ND	ug/L	1.0	0.20	1		10/09/15 05:19	156-60-5	
1,2-Dichloropropane	ND	ug/L	1.0	0.16	1		10/09/15 05:19	78-87-5	
cis-1,3-Dichloropropene	ND	ug/L	1.0	0.14	1		10/09/15 05:19	10061-01-5	
trans-1,3-Dichloropropene	ND	ug/L	1.0	0.12	1		10/09/15 05:19	10061-02-6	
Ethylbenzene	ND	ug/L	1.0	0.18	1		10/09/15 05:19	100-41-4	
2-Hexanone	ND	ug/L	10.0	1.2	1		10/09/15 05:19	591-78-6	
Methylene chloride	ND	ug/L	1.0	0.15	1		10/09/15 05:19	75-09-2	
4-Methyl-2-pentanone (MIBK)	ND	ug/L	10.0	0.42	1		10/09/15 05:19	108-10-1	
Styrene	ND	ug/L	1.0	0.12	1		10/09/15 05:19	100-42-5	
1,1,2,2-Tetrachloroethane	ND	ug/L	1.0	0.15	1		10/09/15 05:19	79-34-5	
Tetrachloroethene	ND	ug/L	1.0	0.10	1		10/09/15 05:19	127-18-4	
Toluene	ND	ug/L	1.0	0.17	1		10/09/15 05:19	108-88-3	
1,1,1-Trichloroethane	ND	ug/L	1.0	0.11	1		10/09/15 05:19	71-55-6	
1,1,2-Trichloroethane	ND	ug/L	1.0	0.20	1		10/09/15 05:19	79-00-5	
Trichloroethene	ND	ug/L	1.0	0.17	1		10/09/15 05:19	79-01-6	
Vinyl chloride	ND	ug/L	1.0	0.13	1		10/09/15 05:19	75-01-4	
Xylene (Total)	ND	ug/L	3.0	0.42	1		10/09/15 05:19	1330-20-7	
Surrogates									
4-Bromofluorobenzene (S)	98	%	80-120		1		10/09/15 05:19	460-00-4	
1,2-Dichloroethane-d4 (S)	98	%	80-120		1		10/09/15 05:19	17060-07-0	
Toluene-d8 (S)	103	%	80-120		1		10/09/15 05:19	2037-26-5	
Preservation pH	**1.0**		0.10	0.10	1		10/09/15 05:19		

REPORT OF LABORATORY ANALYSIS

This report shall not be reproduced, except in full,
without the written consent of Pace Analytical Services, Inc..

Pace Analytical Services, Inc.
9608 Loiret Blvd.
Lenexa, KS 66219
(913)599-5665

ANALYTICAL RESULTS

Project: Fort Smith
Pace Project No.: 60204443

Sample: MW-173-201510 **Lab ID: 60204443003** Collected: 10/06/15 16:40 Received: 10/07/15 08:45 Matrix: Water

Parameters	Results	Units	Report Limit	MDL	DF	Prepared	Analyzed	CAS No.	Qual
8260 MSV	Analytical Method: EPA 5030B/8260								
Acetone	**84.0**	ug/L	10.0	1.9	1		10/09/15 05:33	67-64-1	
Benzene	**0.57J**	ug/L	1.0	0.060	1		10/09/15 05:33	71-43-2	
Bromodichloromethane	ND	ug/L	1.0	0.19	1		10/09/15 05:33	75-27-4	
Bromoform	ND	ug/L	1.0	0.070	1		10/09/15 05:33	75-25-2	
Bromomethane	ND	ug/L	5.0	0.16	1		10/09/15 05:33	74-83-9	
2-Butanone (MEK)	**19.2**	ug/L	10.0	0.59	1		10/09/15 05:33	78-93-3	
Carbon disulfide	**6.2**	ug/L	5.0	0.12	1		10/09/15 05:33	75-15-0	
Carbon tetrachloride	ND	ug/L	1.0	0.18	1		10/09/15 05:33	56-23-5	
Chlorobenzene	ND	ug/L	1.0	0.21	1		10/09/15 05:33	108-90-7	
Chloroethane	ND	ug/L	1.0	0.15	1		10/09/15 05:33	75-00-3	
Chloroform	ND	ug/L	1.0	0.14	1		10/09/15 05:33	67-66-3	
Chloromethane	ND	ug/L	1.0	0.080	1		10/09/15 05:33	74-87-3	
Dibromochloromethane	ND	ug/L	1.0	0.21	1		10/09/15 05:33	124-48-1	
1,1-Dichloroethane	ND	ug/L	1.0	0.050	1		10/09/15 05:33	75-34-3	
1,2-Dichloroethane	ND	ug/L	1.0	0.12	1		10/09/15 05:33	107-06-2	
1,1-Dichloroethene	ND	ug/L	1.0	0.20	1		10/09/15 05:33	75-35-4	
cis-1,2-Dichloroethene	ND	ug/L	1.0	0.080	1		10/09/15 05:33	156-59-2	
trans-1,2-Dichloroethene	ND	ug/L	1.0	0.20	1		10/09/15 05:33	156-60-5	
1,2-Dichloropropane	ND	ug/L	1.0	0.16	1		10/09/15 05:33	78-87-5	
cis-1,3-Dichloropropene	ND	ug/L	1.0	0.14	1		10/09/15 05:33	10061-01-5	
trans-1,3-Dichloropropene	ND	ug/L	1.0	0.12	1		10/09/15 05:33	10061-02-6	
Ethylbenzene	ND	ug/L	1.0	0.18	1		10/09/15 05:33	100-41-4	
2-Hexanone	ND	ug/L	10.0	1.2	1		10/09/15 05:33	591-78-6	
Methylene chloride	ND	ug/L	1.0	0.15	1		10/09/15 05:33	75-09-2	
4-Methyl-2-pentanone (MIBK)	**2.6J**	ug/L	10.0	0.42	1		10/09/15 05:33	108-10-1	
Styrene	ND	ug/L	1.0	0.12	1		10/09/15 05:33	100-42-5	
1,1,2,2-Tetrachloroethane	ND	ug/L	1.0	0.15	1		10/09/15 05:33	79-34-5	
Tetrachloroethene	ND	ug/L	1.0	0.10	1		10/09/15 05:33	127-18-4	
Toluene	**0.23J**	ug/L	1.0	0.17	1		10/09/15 05:33	108-88-3	
1,1,1-Trichloroethane	ND	ug/L	1.0	0.11	1		10/09/15 05:33	71-55-6	
1,1,2-Trichloroethane	ND	ug/L	1.0	0.20	1		10/09/15 05:33	79-00-5	
Trichloroethene	ND	ug/L	1.0	0.17	1		10/09/15 05:33	79-01-6	
Vinyl chloride	ND	ug/L	1.0	0.13	1		10/09/15 05:33	75-01-4	
Xylene (Total)	ND	ug/L	3.0	0.42	1		10/09/15 05:33	1330-20-7	
Surrogates									
4-Bromofluorobenzene (S)	97	%	80-120		1		10/09/15 05:33	460-00-4	
1,2-Dichloroethane-d4 (S)	100	%	80-120		1		10/09/15 05:33	17060-07-0	
Toluene-d8 (S)	101	%	80-120		1		10/09/15 05:33	2037-26-5	
Preservation pH	**1.0**		0.10	0.10	1		10/09/15 05:33		

REPORT OF LABORATORY ANALYSIS

This report shall not be reproduced, except in full,
without the written consent of Pace Analytical Services, Inc..

Pace Analytical Services, Inc.
9608 Loiret Blvd.
Lenexa, KS 66219
(913)599-5665

ANALYTICAL RESULTS

Project: Fort Smith
Pace Project No.: 60204443

Sample: VP-06-201510 **Lab ID: 60204443004** Collected: 10/06/15 15:38 Received: 10/07/15 08:45 Matrix: Water

Parameters	Results	Units	Report Limit	MDL	DF	Prepared	Analyzed	CAS No.	Qual
8260 MSV	Analytical Method: EPA 5030B/8260								
Acetone	**12.2**	ug/L	10.0	1.9	1		10/09/15 05:48	67-64-1	
Benzene	**0.57J**	ug/L	1.0	0.060	1		10/09/15 05:48	71-43-2	
Bromodichloromethane	ND	ug/L	1.0	0.19	1		10/09/15 05:48	75-27-4	
Bromoform	ND	ug/L	1.0	0.070	1		10/09/15 05:48	75-25-2	
Bromomethane	ND	ug/L	5.0	0.16	1		10/09/15 05:48	74-83-9	
2-Butanone (MEK)	**3.7J**	ug/L	10.0	0.59	1		10/09/15 05:48	78-93-3	
Carbon disulfide	**0.51J**	ug/L	5.0	0.12	1		10/09/15 05:48	75-15-0	
Carbon tetrachloride	ND	ug/L	1.0	0.18	1		10/09/15 05:48	56-23-5	
Chlorobenzene	ND	ug/L	1.0	0.21	1		10/09/15 05:48	108-90-7	
Chloroethane	ND	ug/L	1.0	0.15	1		10/09/15 05:48	75-00-3	
Chloroform	ND	ug/L	1.0	0.14	1		10/09/15 05:48	67-66-3	
Chloromethane	ND	ug/L	1.0	0.080	1		10/09/15 05:48	74-87-3	
Dibromochloromethane	ND	ug/L	1.0	0.21	1		10/09/15 05:48	124-48-1	
1,1-Dichloroethane	ND	ug/L	1.0	0.050	1		10/09/15 05:48	75-34-3	
1,2-Dichloroethane	ND	ug/L	1.0	0.12	1		10/09/15 05:48	107-06-2	
1,1-Dichloroethene	ND	ug/L	1.0	0.20	1		10/09/15 05:48	75-35-4	
cis-1,2-Dichloroethene	ND	ug/L	1.0	0.080	1		10/09/15 05:48	156-59-2	
trans-1,2-Dichloroethene	ND	ug/L	1.0	0.20	1		10/09/15 05:48	156-60-5	
1,2-Dichloropropane	ND	ug/L	1.0	0.16	1		10/09/15 05:48	78-87-5	
cis-1,3-Dichloropropene	ND	ug/L	1.0	0.14	1		10/09/15 05:48	10061-01-5	
trans-1,3-Dichloropropene	ND	ug/L	1.0	0.12	1		10/09/15 05:48	10061-02-6	
Ethylbenzene	ND	ug/L	1.0	0.18	1		10/09/15 05:48	100-41-4	
2-Hexanone	ND	ug/L	10.0	1.2	1		10/09/15 05:48	591-78-6	
Methylene chloride	ND	ug/L	1.0	0.15	1		10/09/15 05:48	75-09-2	
4-Methyl-2-pentanone (MIBK)	**0.57J**	ug/L	10.0	0.42	1		10/09/15 05:48	108-10-1	
Styrene	ND	ug/L	1.0	0.12	1		10/09/15 05:48	100-42-5	
1,1,2,2-Tetrachloroethane	ND	ug/L	1.0	0.15	1		10/09/15 05:48	79-34-5	
Tetrachloroethene	ND	ug/L	1.0	0.10	1		10/09/15 05:48	127-18-4	
Toluene	**0.21J**	ug/L	1.0	0.17	1		10/09/15 05:48	108-88-3	
1,1,1-Trichloroethane	ND	ug/L	1.0	0.11	1		10/09/15 05:48	71-55-6	
1,1,2-Trichloroethane	ND	ug/L	1.0	0.20	1		10/09/15 05:48	79-00-5	
Trichloroethene	**0.75J**	ug/L	1.0	0.17	1		10/09/15 05:48	79-01-6	
Vinyl chloride	ND	ug/L	1.0	0.13	1		10/09/15 05:48	75-01-4	
Xylene (Total)	ND	ug/L	3.0	0.42	1		10/09/15 05:48	1330-20-7	
Surrogates									
4-Bromofluorobenzene (S)	97	%	80-120		1		10/09/15 05:48	460-00-4	
1,2-Dichloroethane-d4 (S)	99	%	80-120		1		10/09/15 05:48	17060-07-0	
Toluene-d8 (S)	102	%	80-120		1		10/09/15 05:48	2037-26-5	
Preservation pH	**1.0**		0.10	0.10	1		10/09/15 05:48		

REPORT OF LABORATORY ANALYSIS

This report shall not be reproduced, except in full,
without the written consent of Pace Analytical Services, Inc..

Pace Analytical Services, Inc.
9608 Loiret Blvd.
Lenexa, KS 66219
(913)599-5665

ANALYTICAL RESULTS

Project: Fort Smith
Pace Project No.: 60204443

Sample: TB-11-201510 **Lab ID: 60204443005** Collected: 10/06/15 08:00 Received: 10/07/15 08:45 Matrix: Water

Parameters	Results	Units	Report Limit	MDL	DF	Prepared	Analyzed	CAS No.	Qual
8260 MSV	Analytical Method: EPA 5030B/8260								
Acetone	ND	ug/L	10.0	1.9	1		10/09/15 03:38	67-64-1	
Benzene	ND	ug/L	1.0	0.060	1		10/09/15 03:38	71-43-2	
Bromodichloromethane	ND	ug/L	1.0	0.19	1		10/09/15 03:38	75-27-4	
Bromoform	ND	ug/L	1.0	0.070	1		10/09/15 03:38	75-25-2	
Bromomethane	ND	ug/L	5.0	0.16	1		10/09/15 03:38	74-83-9	
2-Butanone (MEK)	ND	ug/L	10.0	0.59	1		10/09/15 03:38	78-93-3	
Carbon disulfide	ND	ug/L	5.0	0.12	1		10/09/15 03:38	75-15-0	
Carbon tetrachloride	ND	ug/L	1.0	0.18	1		10/09/15 03:38	56-23-5	
Chlorobenzene	ND	ug/L	1.0	0.21	1		10/09/15 03:38	108-90-7	
Chloroethane	ND	ug/L	1.0	0.15	1		10/09/15 03:38	75-00-3	
Chloroform	**0.28J**	ug/L	1.0	0.14	1		10/09/15 03:38	67-66-3	
Chloromethane	**0.12J**	ug/L	1.0	0.080	1		10/09/15 03:38	74-87-3	B
Dibromochloromethane	ND	ug/L	1.0	0.21	1		10/09/15 03:38	124-48-1	
1,1-Dichloroethane	ND	ug/L	1.0	0.050	1		10/09/15 03:38	75-34-3	
1,2-Dichloroethane	ND	ug/L	1.0	0.12	1		10/09/15 03:38	107-06-2	
1,1-Dichloroethene	ND	ug/L	1.0	0.20	1		10/09/15 03:38	75-35-4	
cis-1,2-Dichloroethene	ND	ug/L	1.0	0.080	1		10/09/15 03:38	156-59-2	
trans-1,2-Dichloroethene	ND	ug/L	1.0	0.20	1		10/09/15 03:38	156-60-5	
1,2-Dichloropropane	ND	ug/L	1.0	0.16	1		10/09/15 03:38	78-87-5	
cis-1,3-Dichloropropene	ND	ug/L	1.0	0.14	1		10/09/15 03:38	10061-01-5	
trans-1,3-Dichloropropene	ND	ug/L	1.0	0.12	1		10/09/15 03:38	10061-02-6	
Ethylbenzene	ND	ug/L	1.0	0.18	1		10/09/15 03:38	100-41-4	
2-Hexanone	ND	ug/L	10.0	1.2	1		10/09/15 03:38	591-78-6	
Methylene chloride	ND	ug/L	1.0	0.15	1		10/09/15 03:38	75-09-2	
4-Methyl-2-pentanone (MIBK)	ND	ug/L	10.0	0.42	1		10/09/15 03:38	108-10-1	
Styrene	ND	ug/L	1.0	0.12	1		10/09/15 03:38	100-42-5	
1,1,2,2-Tetrachloroethane	ND	ug/L	1.0	0.15	1		10/09/15 03:38	79-34-5	
Tetrachloroethene	ND	ug/L	1.0	0.10	1		10/09/15 03:38	127-18-4	
Toluene	ND	ug/L	1.0	0.17	1		10/09/15 03:38	108-88-3	
1,1,1-Trichloroethane	ND	ug/L	1.0	0.11	1		10/09/15 03:38	71-55-6	
1,1,2-Trichloroethane	ND	ug/L	1.0	0.20	1		10/09/15 03:38	79-00-5	
Trichloroethene	ND	ug/L	1.0	0.17	1		10/09/15 03:38	79-01-6	
Vinyl chloride	ND	ug/L	1.0	0.13	1		10/09/15 03:38	75-01-4	
Xylene (Total)	ND	ug/L	3.0	0.42	1		10/09/15 03:38	1330-20-7	
Surrogates									
4-Bromofluorobenzene (S)	97	%	80-120		1		10/09/15 03:38	460-00-4	
1,2-Dichloroethane-d4 (S)	99	%	80-120		1		10/09/15 03:38	17060-07-0	
Toluene-d8 (S)	101	%	80-120		1		10/09/15 03:38	2037-26-5	
Preservation pH	**1.0**		0.10	0.10	1		10/09/15 03:38		

REPORT OF LABORATORY ANALYSIS

This report shall not be reproduced, except in full,
without the written consent of Pace Analytical Services, Inc..

Pace Analytical Services, Inc.
9608 Loiret Blvd.
Lenexa, KS 66219
(913)599-5665

QUALITY CONTROL DATA

Project: Fort Smith
Pace Project No.: 60204443

QC Batch: MSV/72146 Analysis Method: EPA 5030B/8260
QC Batch Method: EPA 5030B/8260 Analysis Description: 8260 MSV Water 10 mL Purge
Associated Lab Samples: 60204443001, 60204443002, 60204443003, 60204443004, 60204443005

METHOD BLANK: 1646653 Matrix: Water
Associated Lab Samples: 60204443001, 60204443002, 60204443003, 60204443004, 60204443005

Parameter	Units	Blank Result	Reporting Limit	Analyzed	Qualifiers
1,1,1-Trichloroethane	ug/L	ND	1.0	10/09/15 02:54	
1,1,2,2-Tetrachloroethane	ug/L	ND	1.0	10/09/15 02:54	
1,1,2-Trichloroethane	ug/L	ND	1.0	10/09/15 02:54	
1,1-Dichloroethane	ug/L	ND	1.0	10/09/15 02:54	
1,1-Dichloroethene	ug/L	ND	1.0	10/09/15 02:54	
1,2-Dichloroethane	ug/L	ND	1.0	10/09/15 02:54	
1,2-Dichloropropane	ug/L	ND	1.0	10/09/15 02:54	
2-Butanone (MEK)	ug/L	ND	10.0	10/09/15 02:54	
2-Hexanone	ug/L	ND	10.0	10/09/15 02:54	
4-Methyl-2-pentanone (MIBK)	ug/L	ND	10.0	10/09/15 02:54	
Acetone	ug/L	ND	10.0	10/09/15 02:54	
Benzene	ug/L	ND	1.0	10/09/15 02:54	
Bromodichloromethane	ug/L	ND	1.0	10/09/15 02:54	
Bromoform	ug/L	0.14J	1.0	10/09/15 02:54	
Bromomethane	ug/L	ND	5.0	10/09/15 02:54	
Carbon disulfide	ug/L	ND	5.0	10/09/15 02:54	
Carbon tetrachloride	ug/L	ND	1.0	10/09/15 02:54	
Chlorobenzene	ug/L	ND	1.0	10/09/15 02:54	
Chloroethane	ug/L	ND	1.0	10/09/15 02:54	
Chloroform	ug/L	ND	1.0	10/09/15 02:54	
Chloromethane	ug/L	0.17J	1.0	10/09/15 02:54	
cis-1,2-Dichloroethene	ug/L	ND	1.0	10/09/15 02:54	
cis-1,3-Dichloropropene	ug/L	ND	1.0	10/09/15 02:54	
Dibromochloromethane	ug/L	ND	1.0	10/09/15 02:54	
Ethylbenzene	ug/L	ND	1.0	10/09/15 02:54	
Methylene chloride	ug/L	ND	1.0	10/09/15 02:54	
Styrene	ug/L	ND	1.0	10/09/15 02:54	
Tetrachloroethene	ug/L	ND	1.0	10/09/15 02:54	
Toluene	ug/L	ND	1.0	10/09/15 02:54	
trans-1,2-Dichloroethene	ug/L	ND	1.0	10/09/15 02:54	
trans-1,3-Dichloropropene	ug/L	ND	1.0	10/09/15 02:54	
Trichloroethene	ug/L	ND	1.0	10/09/15 02:54	
Vinyl chloride	ug/L	ND	1.0	10/09/15 02:54	
Xylene (Total)	ug/L	ND	3.0	10/09/15 02:54	
1,2-Dichloroethane-d4 (S)	%	99	80-120	10/09/15 02:54	
4-Bromofluorobenzene (S)	%	98	80-120	10/09/15 02:54	
Toluene-d8 (S)	%	102	80-120	10/09/15 02:54	

Results presented on this page are in the units indicated by the "Units" column except where an alternate unit is presented to the right of the result.

REPORT OF LABORATORY ANALYSIS

This report shall not be reproduced, except in full,
without the written consent of Pace Analytical Services, Inc..

Pace Analytical Services, Inc.
9608 Loiret Blvd.
Lenexa, KS 66219
(913)599-5665

QUALITY CONTROL DATA

Project: Fort Smith
Pace Project No.: 60204443

LABORATORY CONTROL SAMPLE: 1646654

Parameter	Units	Spike Conc.	LCS Result	LCS % Rec	% Rec Limits	Qualifiers
1,1,1-Trichloroethane	ug/L	20	18.9	95	80-120	
1,1,2,2-Tetrachloroethane	ug/L	20	15.8	79	73-121	
1,1,2-Trichloroethane	ug/L	20	18.9	94	80-120	
1,1-Dichloroethane	ug/L	20	19.6	98	80-120	
1,1-Dichloroethene	ug/L	20	19.0	95	80-120	
1,2-Dichloroethane	ug/L	20	18.4	92	81-120	
1,2-Dichloropropane	ug/L	20	19.4	97	80-120	
2-Butanone (MEK)	ug/L	100	111	111	67-122	
2-Hexanone	ug/L	100	110	110	75-121	
4-Methyl-2-pentanone (MIBK)	ug/L	100	96.2	96	76-120	
Acetone	ug/L	100	112	112	72-120	
Benzene	ug/L	20	19.8	99	80-120	
Bromodichloromethane	ug/L	20	19.1	96	80-120	
Bromoform	ug/L	20	18.9	95	73-138	
Bromomethane	ug/L	20	20.5	102	38-137	
Carbon disulfide	ug/L	20	20.5	103	71-129	
Carbon tetrachloride	ug/L	20	18.4	92	67-146	
Chlorobenzene	ug/L	20	19.1	95	80-120	
Chloroethane	ug/L	20	18.8	94	76-120	
Chloroform	ug/L	20	17.6	88	80-120	
Chloromethane	ug/L	20	12.8	64	34-165	
cis-1,2-Dichloroethene	ug/L	20	18.8	94	80-120	
cis-1,3-Dichloropropene	ug/L	20	16.7	83	80-120	
Dibromochloromethane	ug/L	20	19.4	97	80-126	
Ethylbenzene	ug/L	20	19.7	98	80-120	
Methylene chloride	ug/L	20	19.2	96	80-120	
Styrene	ug/L	20	20.1	101	80-123	
Tetrachloroethene	ug/L	20	19.1	95	80-123	
Toluene	ug/L	20	19.5	98	80-120	
trans-1,2-Dichloroethene	ug/L	20	18.2	91	80-120	
trans-1,3-Dichloropropene	ug/L	20	17.2	86	80-129	
Trichloroethene	ug/L	20	18.8	94	80-120	
Vinyl chloride	ug/L	20	19.1	96	62-125	
Xylene (Total)	ug/L	60	58.1	97	80-120	
1,2-Dichloroethane-d4 (S)	%			98	80-120	
4-Bromofluorobenzene (S)	%			96	80-120	
Toluene-d8 (S)	%			101	80-120	

Results presented on this page are in the units indicated by the "Units" column except where an alternate unit is presented to the right of the result.

REPORT OF LABORATORY ANALYSIS

This report shall not be reproduced, except in full,
without the written consent of Pace Analytical Services, Inc..

Pace Analytical Services, Inc.
9608 Loiret Blvd.
Lenexa, KS 66219
(913)599-5665

QUALIFIERS

Project: Fort Smith
Pace Project No.: 60204443

DEFINITIONS

DF - Dilution Factor, if reported, represents the factor applied to the reported data due to dilution of the sample aliquot.

ND - Not Detected at or above adjusted reporting limit.

J - Estimated concentration above the adjusted method detection limit and below the adjusted reporting limit.

MDL - Adjusted Method Detection Limit.

PQL - Practical Quantitation Limit.

RL - Reporting Limit.

S - Surrogate

1,2-Diphenylhydrazine decomposes to and cannot be separated from Azobenzene using Method 8270. The result for each analyte is a combined concentration.

Consistent with EPA guidelines, unrounded data are displayed and have been used to calculate % recovery and RPD values.

LCS(D) - Laboratory Control Sample (Duplicate)

MS(D) - Matrix Spike (Duplicate)

DUP - Sample Duplicate

RPD - Relative Percent Difference

NC - Not Calculable.

SG - Silica Gel - Clean-Up

U - Indicates the compound was analyzed for, but not detected.

N-Nitrosodiphenylamine decomposes and cannot be separated from Diphenylamine using Method 8270. The result reported for each analyte is a combined concentration.

Pace Analytical is TNI accredited. Contact your Pace PM for the current list of accredited analytes.

TNI - The NELAC Institute.

LABORATORIES

PASI-K Pace Analytical Services - Kansas City

BATCH QUALIFIERS

Batch: MSV/72146

[M5] A matrix spike/matrix spike duplicate was not performed for this batch due to insufficient sample volume.

ANALYTE QUALIFIERS

B Analyte was detected in the associated method blank.

This report shall not be reproduced, except in full,
without the written consent of Pace Analytical Services, Inc..

Pace Analytical Services, Inc.
9608 Loiret Blvd.
Lenexa, KS 66219
(913)599-5665

QUALITY CONTROL DATA CROSS REFERENCE TABLE

Project: Fort Smith
Pace Project No.: 60204443

Lab ID	Sample ID	QC Batch Method	QC Batch	Analytical Method	Analytical Batch
60204443001	**VP-05-201510**	EPA 5030B/8260	MSV/72146		
60204443002	**MW-174-201510**	EPA 5030B/8260	MSV/72146		
60204443003	**MW-173-201510**	EPA 5030B/8260	MSV/72146		
60204443004	**VP-06-201510**	EPA 5030B/8260	MSV/72146		
60204443005	**TB-11-201510**	EPA 5030B/8260	MSV/72146		

This report shall not be reproduced, except in full,
without the written consent of Pace Analytical Services, Inc..

Pace Analytical
www.pacelabs.com

Sample Condition Upon Receipt

WO# : 60204443

60204443

Client Name: Environ

Optional
Proj Due Date:
Proj Name:

Courier: FedEx ☑ UPS ☐ VIA ☐ Clay ☐ PEX ☐ ECI ☐ Pace ☐ Other ☐ Client ☐

Tracking #: 6262 7065 3752 Pace Shipping Label Used? Yes ☐ No ☑

Custody Seal on Cooler/Box Present: Yes ☑ No ☐ Seals intact: Yes ☑ No ☐

Packing Material: Bubble Wrap ☐ Bubble Bags ☑ Foam ☐ None ☐ Other ☐

Thermometer Used: CF +0.6 T-239 / CF +0.6 T-262 **Type of Ice:** Wet Blue None ☐ Samples received on ice, cooling process has begun.
(circle one)

Cooler Temperature: 1.1

Temperature should be above freezing to 6°C

Date and initials of person examining contents: pm 10/7/15

Chain of Custody present:	☑Yes ☐No ☐N/A	1. Extra sample received.
Chain of Custody filled out:	☑Yes ☐No ☐N/A	2. MW-193-201510 10/6/15 1215
Chain of Custody relinquished:	☑Yes ☐No ☐N/A	3. 1BP3U 1AG3S 1BP3S 1BP3N 1BP3Z 3D6G4 3D6G4 (2.0, 2.0, 2.0, 11.0)
Sampler name & signature on COC:	☑Yes ☐No ☐N/A	4.
Samples arrived within holding time:	☑Yes ☐No ☐N/A	5.
Short Hold Time analyses (<72hr):	☐Yes ☑No ☐N/A	6. MW-173-1640
Rush Turn Around Time requested:	☐Yes ☑No ☐N/A	7.
Sufficient volume:	☑Yes ☐No ☐N/A	8.
Correct containers used:	☑Yes ☐No ☐N/A	
Pace containers used:	☑Yes ☐No ☐N/A	9.
Containers intact:	☑Yes ☐No ☐N/A	10.
Unpreserved 5035A soils frozen w/in 48hrs?	☐Yes ☐No ☑N/A	11.
Filtered volume received for dissolved tests?	☐Yes ☐No ☑N/A	12.
Sample labels match COC:	☑Yes ☐No ☐N/A	
Includes date/time/ID/analyses Matrix: WT		13.
All containers needing preservation have been checked.	☐Yes ☐No ☑N/A	
All containers needing preservation are found to be in compliance with EPA recommendation.	☐Yes ☐No ☑N/A	14.
Exceptions: (VOA) Coliform, O&G, WI-DRO (water)	☑Yes ☐No	Initial when completed / Lot # of added preservative
Trip Blank present:	☑Yes ☐No ☐N/A	
Pace Trip Blank lot # (if purchased): Oct 5 2015		15.
Headspace in VOA vials (>6mm):	☐Yes ☑No ☐N/A	16.
Project sampled in USDA Regulated Area:	☐Yes ☐No ☑N/A	17. List State:
Additional labels attached to 5035A vials in the field?	☐Yes ☐No ☑N/A	18.

Client Notification/ Resolution: Copy COC to Client? Y / (N) Field Data Required? Y / (N)

Person Contacted: Date/Time:

Comments/ Resolution: Emailed Wendy about extra sample MW-193-201510 10/6/15 12:15. CBC 10/7/15.

Project Manager Review: CBC Date: 10/7/15

Pace Analytical
www.pacelabs.com
Microseeps

220 William Pitt Way
Pittsburgh, PA 15238
412-826-5245

CHAIN-OF-CUSTODY / Analytical Request Document

The Chain-of-Custody is a LEGAL DOCUMENT. All relevant fields must be completed accurately.

Page: 1 of 1

004836

Section A Required Client Information:

Company:	ENVIRON
Address:	7500 College St 925 Overland Park KS 66210
Email To:	wstonestreet@environcorp
Phone: 913 553 9926	Fax:
Requested Due Date/TAT:	

Section B Required Project Information:

Report To:	Wendy Stonestreet
Copy To:	Tammy Gleason
Purchase Order No.:	
Project Name:	
Project Number:	

Section C Invoice Information:

Attention:	
Company Name:	
Address:	
Pace Quote Reference:	
Pace Project Manager:	
Pace Profile #:	

REGULATORY AGENCY

NPDES ☐ GROUND WATER ☐ DRINKING WATER ☐
UST ☐ RCRA ☐ OTHER ☒ ADEQ

Site Location STATE: AR

Section D Required Client Information

SAMPLE ID (A-Z, 0-9 / ,-) Sample IDs MUST BE UNIQUE

Matrix Codes (MATRIX / CODE): Drinking Water DW; Water WT; Waste Water WW; Product P; Soil/Solid SL; Oil OL; Wipe WP; Air AR; Tissue TS; Other OT

Requested Analysis Filtered (Y/N)

ITEM #	SAMPLE ID	MATRIX CODE (see valid codes to left)	SAMPLE TYPE (G=GRAB C=COMP)	COLLECTED: COMPOSITE START DATE	COMPOSITE START TIME	COMPOSITE END/GRAB DATE	COMPOSITE END/GRAB TIME	SAMPLE TEMP AT COLLECTION	# OF CONTAINERS	Preservatives: Unpreserved	H_2SO_4	HNO_3	HCl	TSP	BAK	Zinc Acetate & NaOH	Other	Analysis Test: Y/N	VOCs 8260	Residual Chlorine (Y/N)	Pace Project No./ Lab I.D.
1	VP-05-201510	WT	G			10/6/15	1620		3				X						X	N	30604443 001
2	MW-174-201510	WT	G			10/6/15	1550		3				X						X	N	002
3	MW-173-201510	WT	G			10/6/15			3				X						X	N	003
4	VP-06-201510	WT	G			10/6/15	1538		3				X						X	N	004
5	TB-11-201510	WT	G			10/6/15	—		3				X						X		30604443 005
6																					
7																					
8																					
9																					
10																					
11																					
12																					

ADDITIONAL COMMENTS	RELINQUISHED BY / AFFILIATION	DATE	TIME	ACCEPTED BY / AFFILIATION	DATE	TIME	SAMPLE CONDITIONS: Temp in °C	Received on Ice (Y/N)	Custody Sealed Cooler (Y/N)	Samples Intact (Y/N)
	Wendy Stonestreet/ENVIRON	10/6/15	1900		10/7 10/8 10/7/15	0845	1.1	Y	Y	Y

SAMPLER NAME AND SIGNATURE

PRINT Name of SAMPLER: Wendy Stonestreet

SIGNATURE of SAMPLER: Wendy Stonestreet DATE Signed (MM/DD/YY):

ORIGINAL

*Important Note: By signing this form you are accepting Pace's NET 30 day payment terms and agreeing to late charges of 1.5% per month for any invoices not paid within 30 days.

F-ALL-Q-020rev.07, 15-May-2007

Chain of Custody

Pace Analytical
www.pacelabs.com

Workorder: 60204443 **Workorder Name:** Fort Smith **Owner Received Date:** 10/7/2015 **Results Requested By:** 10/19/2015

Report To	Subcontract To
Colleen Clyne Pace Analytical Services, Inc. 9608 Loiret Blvd. Lenexa, KS 66219 Phone (913)599-5665 Fax (913)599-1759	Pace Analytical Dallas 400 West Bethany Drive Suite 190 Allen, TX 75013 Phone (972)727-1123

						Preserved Containers						Requested Analysis												
Item	Sample ID	Sample Type	Collect Date/Tim	Lab ID	Matrix	BP3S	DG9U					8015 Chloroethanol												LAB USE ONLY
1	MW-193-201510	PS	10/6/2015 12:15	60204443006	Water	1	1					X												
2																								
3																								
4																								
5																								

Transfers	Released By	Date/Time	Received By	Date/Time
1				
2				
3				

Comments

Cooler Temperature on Receipt °C	Custody Seal Y or	Received on Ice Y or	Samples Intact Y or N

****In order to maintain client confidentiality, location/name of the sampling site, sampler's name and signature may not be provided on this COC document.*
This chain of custody is considered complete as is since this information is available in the owner laboratory.

Chain of Custody

Pace Analytical®
www.pacelabs.com

Workorder: 60204443 **Workorder Name:** Fort Smith **Owner Received Date:** 10/7/2015 **Results Requested By:** 10/19/2015

Report To	Subcontract To
Colleen Clyne Pace Analytical Services, Inc. 9608 Loiret Blvd. Lenexa, KS 66219 Phone (913)599-5665 Fax (913)599-1759	Pace Analytical Dallas 400 West Bethany Drive Suite 190 Allen, TX 75013 Phone (972)727-1123

Item	Sample ID	Sample Type	Collect Date/Tim	Lab ID	Matrix	Preserved Containers: BP3S	DG9U					Requested Analysis: 8015 Chloroethanol												LAB USE ONLY
1	MW-193-201510	PS	10/6/2015 12:15	60204443006	Water	1	1					X												001
2																								
3																								
4																								
5																								

Transfers	Released By	Date/Time	Received By	Date/Time
1	[signature]	10/8/15 1700	[signature]	~~10-8-15~~ 10-9-15
2				10-9-15 0840
3	4.8°C			

Comments

Cooler Temperature on Receipt 3.8 °C	Custody Seal (Y) or	Received on Ice (Y) or	Samples Intact (Y) or N

****In order to maintain client confidentiality, location/name of the sampling site, sampler's name and signature may not be provided on this COC document. This chain of custody is considered complete as is since this information is available in the owner laboratory.*

WO# : 7532157

7532157

Pace Analytical

Sample Condition Upon Receipt
Dallas

Client Name: Pace Kansas Project Work order: 7532157

Courier: FedEX ☑ UPS ☐ USPS ☐ Client ☐ Courier ☐ LSO ☐ PACE ☐ Other:_____

Tracking#: 6508 8159 8000 6508 8159 8010

Custody Seal on Cooler/Box: Yes ☑ No ☐ **Seals Intact:** Yes ☑ No ☐ NA ☐

Packing Material: Bubble Wrap ☐ Bubble Bags ☐ Foam ☑ None ☐ Other ☑

Thermometer Used: IR-01 Type of Ice: Wet ☑ Blue ☐ None ☐ Sample Received on ice, cooling process has begun ☑

Cooler Temp: 3.8°C 4.8°C (Temp should be above freezing to 6°C)

Chain of Custody Present	Yes ☑ No ☐ NA ☐	1
Chain of Custody filled out	Yes ☑ No ☐ NA ☐	2
Chain of Custody relinquished	Yes ☑ No ☐ NA ☐	3
Sampler name & signature on COC	Yes ☐ No ☑ NA ☐	4
Sample received within HT	Yes ☑ No ☐ NA ☐	5
Short HT analyses (<72 hrs)	Yes ☐ No ☑ NA ☐	6
Rush TAT requested	Yes ☐ No ☑ NA ☐	7
Sufficient Volume received	Yes ☑ No ☐ NA ☐	8
Correct Container used Pace Container used	Yes ☑ No ☐ NA ☐ Yes ☑ No ☐ NA ☐	9
Container Intact	Yes ☑ No ☐ NA ☐	10
Unpreserved 5035A soil frozen within 48 hrs	Yes ☐ No ☐ NA ☑	11
Filtered volume received for Dissolved tests	Yes ☐ No ☐ NA ☑	12
Sample labels match COC Include date/time/ID/analyses Matrix: WATER	Yes ☑ No ☐ NA ☐	13
All containers needing preservation have been checked	Yes ☐ No ☐ NA ☑	14a. Lot# of pH strip:_____ pH checked Yes ☐ No ☐ pH<2 ☐ pH>9 ☐ pH>12 ☐ Lot# of Iodine strip:_____ Lot# of Lead Acetate strip:_____
Do containers require preservation at the lab	Yes ☐ No ☐ NA ☑	14b. Preservation: / Lot#:
All containers needing preservation are found to be in Compliance with EPA recommendation **Exception:** VOA, coliform, O&G	Yes ☐ No ☐ NA ☑ Yes ☑ No ☐	14c.
Are soil samples (volatiles) received in	Bulk ☐ Terracore ☐ EnCore ☐ NA ☑	15.
Trip Blank present Trip Blank Custody Seals Intact Pace Trip Blank Lot# (if purchased):_____	Yes ☐ No ☐ NA ☑ Yes ☐ No ☐ NA ☑	16.
Headspace in VOA (>6mm)	Yes ☐ No ☐ NA ☑	17.
Project sampled in USDA Regulated Area:	Yes ☐ No ☐ NA ☑	18. List State _____

Client Notification/Resolution/Comments:

Person Contacted:_____ Date:_____

Comments/Resolution:_____

Person Examining Contents: _____ Date: 10/9/15

Pace Analytical Services - Dallas

Sample Container Count-

COC PAGE 1 of 1

COC ID# _____

Pace Project # 7532157

Sample Line Item	AG1S	AG1U	AG3S	BG1S	BP1U	BP2N	BP2S	BP2U	BP20	SP5T	VG9H	DG9M	VG9U	VG9W	WGFU	WGKU	BP3C	GN	WG2U	BP3S	DG9U			
1																					3			
2																								
3																								
4																								
5																								
6																								
7																								
8																								
9																								
10																								
11																								
12																								

Container Codes

AF	Air Filter	BP1A	1 liter NaOH, Asc Acid plastic	BP3S	250mL H2SO4 plastic	R	terra core kit
AG1H	1L HCL Amber Glass	BP1N	1 liter HNO3 plastic	BP3U	250mL unpreserved plastic	SP5T	120mL Coliform Na Thiosulfate
AG1S	1L H2SO4 Amber Glass	BP1S	1 liter H2SO4 plastic	BP3Z	250mL NaOH, Zn Ac plastic	SP5U	120mL Coliform unpreserved
AG1T	1L Sodium Thiosulfate Amber	BP1U	1 liter unpreserved plastic	C	Air Cassettes	VG9H	40mL HCL clear vial
AG1U	1L Unpreserved Amber Glass	BP1Z	1 liter NaOH, Zn, Ac	DG9B	40mL Na Bisulfate amber vial	VG9T	40mL Na Thio. clear vial
AG2N	500mL HNO3 amber glass	BP2A	500mL NaOH, Asc Acid plasti	DG9H	40mL HCL amber voa vial	VG9U	40mL unpreserved clear vial
AG2S	500mL H2SO4 amber glass	BP2N	500mL HNO3 plastic	DG9M	40mL MeOH clear vial	VG9W	40mL Unpreserved Tared
AG2U	500mL unpreserved amber glas	BP2O	500mL NaOH plastic	DG9P	40mL TSP amber vial	VSG	Headspace septa vial & HCL
AG3S	250mL H2SO4 glass amber	BP2S	500mL H2SO4 plastic	DG9S	40mL H2SO4 amber vial	WGFU	4oz clear soil jar
AG3U	250mL unpreserved amber glas	BP2U	500mL unpreserved plastic	DG9T	40mL Na Thio amber vial	WGFX	4oz wide jar w/hexane wipe
BG1H	1 liter HCL clear glass	BP2Z	500mL NaOH, Zn Ac	DG9U	40mL unpreserved amber vial	WGKU	8oz wide jar upreserved
BG1S	1 liter H2SO4 clear glass	BP3A	250mL NaOh, Asc Acid plasti	GN	General unpreserved	WG2U	2oz clear jar
BG1T	1 liter Na Thiosulfate clear gla	BP3C	250mL NaOH plastic	I	Wipe/Swab	ZPLC	Ziploc Bag
BG1U	1 liter unpreserved glass	BP3N	250mL HNO3 plastic	JGFU	4oz unpreserved amber wide	Other	Other

Pace Analytical Services, Inc.
9608 Loiret Blvd.
Lenexa, KS 66219
(913)599-5665

October 20, 2015

Wendy Stonestreet
Environ International Corporation
7500 College Blvd Ste 925
Overland Park, KS 66210

RE: Project: FORT SMITH AR
Pace Project No.: 60204563

Dear Wendy Stonestreet:
Enclosed are the analytical results for sample(s) received by the laboratory on October 08, 2015. The results relate only to the samples included in this report. Results reported herein conform to the most current TNI standards and the laboratory's Quality Assurance Manual, where applicable, unless otherwise noted in the body of the report.

If you have any questions concerning this report, please feel free to contact me.

Sincerely,

Colleen Clyne
colleen.clyne@pacelabs.com
Project Manager

Enclosures

cc: Tamara Gleason, ENVIRON International Corporation

This report shall not be reproduced, except in full,
without the written consent of Pace Analytical Services, Inc..

Pace Analytical Services, Inc.
9608 Loiret Blvd.
Lenexa, KS 66219
(913)599-5665

CERTIFICATIONS

Project: FORT SMITH AR
Pace Project No.: 60204563

Kansas Certification IDs
9608 Loiret Boulevard, Lenexa, KS 66219
WY STR Certification #: 2456.01
Arkansas Certification #: 15-016-0
Illinois Certification #: 003097
Iowa Certification #: 118
Kansas/NELAP Certification #: E-10116
Louisiana Certification #: 03055
Nevada Certification #: KS000212008A
Oklahoma Certification #: 9205/9935
Texas Certification #: T104704407
Utah Certification #: KS00021

This report shall not be reproduced, except in full,
without the written consent of Pace Analytical Services, Inc..

Pace Analytical Services, Inc.
9608 Loiret Blvd.
Lenexa, KS 66219
(913)599-5665

SAMPLE SUMMARY

Project: FORT SMITH AR
Pace Project No.: 60204563

Lab ID	Sample ID	Matrix	Date Collected	Date Received
60204563001	MW-90-201510	Water	10/07/15 15:10	10/08/15 10:45
60204563002	MW-22-201510	Water	10/07/15 10:35	10/08/15 10:45
60204563003	MW-88-201510	Water	10/07/15 12:30	10/08/15 10:45
60204563004	MW-39R-201510	Water	10/07/15 09:00	10/08/15 10:45
60204563005	TB-13-201510	Water	10/07/15 08:00	10/08/15 10:45
60204563006	ITMW-9-201510	Water	10/07/15 12:59	10/08/15 10:45
60204563007	DUP-09-201510	Water	10/07/15 12:59	10/08/15 10:45
60204563008	ITMW-20-201510	Water	10/07/15 13:50	10/08/15 10:45
60204563009	TB-14-20151	Water	10/07/15 08:00	10/08/15 10:45
60204563010	ITMW-1-201510	Water	10/07/15 13:50	10/08/15 10:45
60204563011	MW-87-201510	Water	10/07/15 15:37	10/08/15 10:45
60204563012	MW-91-201510	Water	10/07/15 16:43	10/08/15 10:45
60204563013	DUP-08-2015	Water	10/07/15 16:43	10/08/15 10:45
60204563014	MW-28-201510	Water	10/07/15 15:50	10/08/15 10:45
60204563015	EB-03-201510	Water	10/07/15 17:25	10/08/15 10:45
60204563016	EB-08-201510	Water	10/07/15 17:30	10/08/15 10:45
60204563017	MW-29-201510	Water	10/07/15 16:00	10/08/15 10:45
60204563018	TB-15-201510	Water	10/07/15 08:00	10/08/15 10:45
60204563019	ITMW-6-201510	Water	10/07/15 15:45	10/08/15 10:45
60204563020	TB-16-201510	Water	10/07/15 08:00	10/08/15 10:45
60204563021	MW-35R-201510	Water	10/07/15 09:55	10/08/15 10:45
60204563022	MW-97-201510	Water	10/07/15 10:13	10/08/15 10:45
60204563023	MW-96-201510	Water	10/07/15 08:30	10/08/15 10:45
60204563024	MW-46R-201510	Water	10/07/15 09:00	10/08/15 10:45
60204563025	DUP-10-201510	Water	10/07/15 12:55	10/08/15 10:45
60204563026	IW-74-201510	Water	10/07/15 12:55	10/08/15 10:45
60204563027	MW-26-201510	Water	10/07/15 11:45	10/08/15 10:45
60204563028	MW-27-201510	Water	10/07/15 14:12	10/08/15 10:45
60204563029	MW-89-201510	Water	10/07/15 11:57	10/08/15 10:45
60204563030	ITMW-16-201510	Water	10/07/15 12:00	10/08/15 10:45
60204563031	MW-65-201510	Water	10/07/15 09:40	10/08/15 10:45
60204563032	MW-32R-201510	Water	10/07/15 17:20	10/08/15 10:45
60204563033	TB-17-201510	Water	10/07/15 08:00	10/08/15 10:45
60204563034	ITMW-4-201510	Water	10/07/15 13:30	10/08/15 10:45
60204563035	ITMW-12-201510	Water	10/07/15 15:30	10/08/15 10:45
60204563036	ITMW-14-201510	Water	10/07/15 13:10	10/08/15 10:45
60204563037	ITMW-11-201510	Water	10/07/15 11:10	10/08/15 10:45

This report shall not be reproduced, except in full,
without the written consent of Pace Analytical Services, Inc..

Pace Analytical Services, Inc.
9608 Loiret Blvd.
Lenexa, KS 66219
(913)599-5665

SAMPLE SUMMARY

Project: FORT SMITH AR
Pace Project No.: 60204563

Lab ID	Sample ID	Matrix	Date Collected	Date Received
60204563038	**ITMW-13-201510**	Water	10/07/15 09:10	10/08/15 10:45
60204563039	**DUP-01-201510**	Water	10/07/15 09:10	10/08/15 10:45
60204563040	**TB-18-201510**	Water	10/07/15 08:00	10/08/15 10:45
60204563041	**TB-03-201510**	Water	10/07/15 08:00	10/08/15 10:45
60204563042	**MW-84-201510**	Water	10/07/15 17:50	10/08/15 10:45
60204563043	**ITMW-10-201510**	Water	10/07/15 17:10	10/08/15 10:45
60204563044	**DUP-04-201510**	Water	10/07/15 17:10	10/08/15 10:45
60204563045	**EXTRA TB**	Water	10/07/15 08:00	10/08/15 10:45

This report shall not be reproduced, except in full,
without the written consent of Pace Analytical Services, Inc..

Pace Analytical Services, Inc.
9608 Loiret Blvd.
Lenexa, KS 66219
(913)599-5665

SAMPLE ANALYTE COUNT

Project: FORT SMITH AR
Pace Project No.: 60204563

Lab ID	Sample ID	Method	Analysts	Analytes Reported	Laboratory
60204563001	**MW-90-201510**	EPA 8015 - Alcohol	MS1	1	PASI-D
		EPA 6010	TDS	2	PASI-K
		EPA 5030B/8260	PGH	38	PASI-K
		SM 2320B	LDB	3	PASI-K
		SM 3500-Fe B#4	TJG	1	PASI-K
		SM 4500-H+B	TJG	1	PASI-K
		SM 4500-S-2 D	LDB	1	PASI-K
		EPA 300.0	AJM	2	PASI-K
		EPA 350.1	RAB	1	PASI-K
		EPA 353.2	RAB	3	PASI-K
		EPA 365.4	RAB	1	PASI-K
		SM 4500-CO2 D	TJG	1	PASI-K
		SM 5310C	ESM	1	PASI-K
60204563002	**MW-22-201510**	EPA 8015 - Alcohol	MS1	1	PASI-D
		EPA 6010	TDS	2	PASI-K
		EPA 5030B/8260	PGH	38	PASI-K
		SM 2320B	LDB	3	PASI-K
		SM 3500-Fe B#4	TJG	1	PASI-K
		SM 4500-H+B	TJG	1	PASI-K
		SM 4500-S-2 D	LDB	1	PASI-K
		EPA 300.0	AJM	2	PASI-K
		EPA 350.1	RAB	1	PASI-K
		EPA 353.2	RAB	3	PASI-K
		EPA 365.4	RAB	1	PASI-K
		SM 4500-CO2 D	TJG	1	PASI-K
		SM 5310C	ESM	1	PASI-K
60204563003	**MW-88-201510**	EPA 8015 - Alcohol	MS1	1	PASI-D
		EPA 6010	TDS	2	PASI-K
		EPA 5030B/8260	PGH	38	PASI-K
		SM 2320B	LDB	3	PASI-K
		SM 3500-Fe B#4	TJG	1	PASI-K
		SM 4500-H+B	TJG	1	PASI-K
		SM 4500-S-2 D	LDB	1	PASI-K
		EPA 300.0	AJM	2	PASI-K
		EPA 350.1	RAB	1	PASI-K
		EPA 353.2	RAB	3	PASI-K
		EPA 365.4	RAB	1	PASI-K

This report shall not be reproduced, except in full,
without the written consent of Pace Analytical Services, Inc..

Pace Analytical Services, Inc.
9608 Loiret Blvd.
Lenexa, KS 66219
(913)599-5665

SAMPLE ANALYTE COUNT

Project: FORT SMITH AR
Pace Project No.: 60204563

Lab ID	Sample ID	Method	Analysts	Analytes Reported	Laboratory
		SM 4500-CO2 D	TJG	1	PASI-K
		SM 5310C	ESM	1	PASI-K
60204563004	**MW-39R-201510**	EPA 8015 - Alcohol	MS1	1	PASI-D
		EPA 6010	TDS	2	PASI-K
		EPA 5030B/8260	PGH	38	PASI-K
		SM 2320B	LDB	3	PASI-K
		SM 3500-Fe B#4	TJG	1	PASI-K
		SM 4500-H+B	TJG	1	PASI-K
		SM 4500-S-2 D	LDB	1	PASI-K
		EPA 300.0	AJM	2	PASI-K
		EPA 350.1	RAB	1	PASI-K
		EPA 353.2	RAB	3	PASI-K
		EPA 365.4	RAB	1	PASI-K
		SM 4500-CO2 D	TJG	1	PASI-K
		SM 5310C	ESM	1	PASI-K
60204563005	**TB-13-201510**	EPA 5030B/8260	PGH	38	PASI-K
60204563006	**ITMW-9-201510**	EPA 8015 - Alcohol	MS1	1	PASI-D
		EPA 6010	TDS	2	PASI-K
		EPA 5030B/8260	PGH	38	PASI-K
		SM 2320B	LDB	3	PASI-K
		SM 3500-Fe B#4	TJG	1	PASI-K
		SM 4500-H+B	TJG	1	PASI-K
		SM 4500-S-2 D	LDB	1	PASI-K
		EPA 300.0	AJM	2	PASI-K
		EPA 350.1	RAB	1	PASI-K
		EPA 353.2	RAB	3	PASI-K
		EPA 365.4	RAB	1	PASI-K
		SM 4500-CO2 D	TJG	1	PASI-K
		SM 5310C	ESM	1	PASI-K
60204563007	**DUP-09-201510**	EPA 5030B/8260	PGH	38	PASI-K
60204563008	**ITMW-20-201510**	EPA 8015 - Alcohol	MS1	1	PASI-D
		EPA 6010	TDS	2	PASI-K
		EPA 5030B/8260	PGH	38	PASI-K
		SM 2320B	LDB	3	PASI-K
		SM 3500-Fe B#4	TJG	1	PASI-K
		SM 4500-H+B	TJG	1	PASI-K
		SM 4500-S-2 D	LDB	1	PASI-K

This report shall not be reproduced, except in full,
without the written consent of Pace Analytical Services, Inc..

Pace Analytical Services, Inc.
9608 Loiret Blvd.
Lenexa, KS 66219
(913)599-5665

SAMPLE ANALYTE COUNT

Project: FORT SMITH AR
Pace Project No.: 60204563

Lab ID	Sample ID	Method	Analysts	Analytes Reported	Laboratory
		EPA 300.0	AJM	2	PASI-K
		EPA 350.1	RAB	1	PASI-K
		EPA 353.2	RAB	3	PASI-K
		EPA 365.4	RAB	1	PASI-K
		SM 4500-CO2 D	TJG	1	PASI-K
		SM 5310C	ESM	1	PASI-K
60204563009	**TB-14-20151**	EPA 5030B/8260	PGH	38	PASI-K
60204563010	**ITMW-1-201510**	EPA 8015 - Alcohol	MS1	1	PASI-D
		EPA 6010	TDS	2	PASI-K
		EPA 5030B/8260	PGH	38	PASI-K
		SM 2320B	LDB	3	PASI-K
		SM 3500-Fe B#4	TJG	1	PASI-K
		SM 4500-H+B	TJG	1	PASI-K
		SM 4500-S-2 D	LDB	1	PASI-K
		EPA 300.0	AJM	2	PASI-K
		EPA 350.1	RAB	1	PASI-K
		EPA 353.2	RAB	3	PASI-K
		EPA 365.4	RAB	1	PASI-K
		SM 4500-CO2 D	TJG	1	PASI-K
		SM 5310C	ESM	1	PASI-K
60204563011	**MW-87-201510**	EPA 8015 - Alcohol	MS1	1	PASI-D
		EPA 6010	TDS	2	PASI-K
		EPA 5030B/8260	PGH	38	PASI-K
		SM 2320B	LDB	3	PASI-K
		SM 3500-Fe B#4	TJG	1	PASI-K
		SM 4500-H+B	TJG	1	PASI-K
		SM 4500-S-2 D	LDB	1	PASI-K
		EPA 300.0	AJM	2	PASI-K
		EPA 350.1	RAB	1	PASI-K
		EPA 353.2	RAB	3	PASI-K
		EPA 365.4	RAB	1	PASI-K
		SM 4500-CO2 D	TJG	1	PASI-K
		SM 5310C	ESM	1	PASI-K
60204563012	**MW-91-201510**	EPA 8015 - Alcohol	MS1	1	PASI-D
		EPA 6010	TDS	2	PASI-K
		EPA 5030B/8260	PGH	38	PASI-K
		SM 2320B	LDB	3	PASI-K

This report shall not be reproduced, except in full,
without the written consent of Pace Analytical Services, Inc..

Pace Analytical Services, Inc.
9608 Loiret Blvd.
Lenexa, KS 66219
(913)599-5665

SAMPLE ANALYTE COUNT

Project: FORT SMITH AR
Pace Project No.: 60204563

Lab ID	Sample ID	Method	Analysts	Analytes Reported	Laboratory
		SM 3500-Fe B#4	TJG	1	PASI-K
		SM 4500-H+B	TJG	1	PASI-K
		SM 4500-S-2 D	LDB	1	PASI-K
		EPA 300.0	AJM	2	PASI-K
		EPA 350.1	RAB	1	PASI-K
		EPA 353.2	RAB	3	PASI-K
		EPA 365.4	RAB	1	PASI-K
		SM 4500-CO2 D	TJG	1	PASI-K
		SM 5310C	ESM	1	PASI-K
60204563013	**DUP-08-2015**	EPA 5030B/8260	PGH	38	PASI-K
60204563014	**MW-28-201510**	EPA 8015 - Alcohol	MS1	1	PASI-D
		EPA 6010	TDS	2	PASI-K
		EPA 5030B/8260	PGH	38	PASI-K
		SM 2320B	LDB	3	PASI-K
		SM 3500-Fe B#4	TJG	1	PASI-K
		SM 4500-H+B	TJG	1	PASI-K
		SM 4500-S-2 D	LDB	1	PASI-K
		EPA 300.0	AJM	2	PASI-K
		EPA 350.1	RAB	1	PASI-K
		EPA 353.2	RAB	3	PASI-K
		EPA 365.4	RAB	1	PASI-K
		SM 4500-CO2 D	TJG	1	PASI-K
		SM 5310C	ESM	1	PASI-K
60204563015	**EB-03-201510**	EPA 5030B/8260	PGH	38	PASI-K
60204563016	**EB-08-201510**	EPA 5030B/8260	PGH	38	PASI-K
60204563017	**MW-29-201510**	EPA 8015 - Alcohol	MS1	1	PASI-D
		EPA 6010	TDS	2	PASI-K
		EPA 5030B/8260	PGH	38	PASI-K
		SM 2320B	LDB	3	PASI-K
		SM 3500-Fe B#4	TJG	1	PASI-K
		SM 4500-H+B	TJG	1	PASI-K
		SM 4500-S-2 D	LDB	1	PASI-K
		EPA 300.0	AJM	2	PASI-K
		EPA 350.1	RAB	1	PASI-K
		EPA 353.2	RAB	3	PASI-K
		EPA 365.4	RAB	1	PASI-K
		SM 4500-CO2 D	TJG	1	PASI-K

This report shall not be reproduced, except in full,
without the written consent of Pace Analytical Services, Inc..

Pace Analytical Services, Inc.
9608 Loiret Blvd.
Lenexa, KS 66219
(913)599-5665

SAMPLE ANALYTE COUNT

Project: FORT SMITH AR
Pace Project No.: 60204563

Lab ID	Sample ID	Method	Analysts	Analytes Reported	Laboratory
		SM 5310C	ESM	1	PASI-K
60204563018	**TB-15-201510**	EPA 5030B/8260	PGH	38	PASI-K
60204563019	**ITMW-6-201510**	EPA 8015 - Alcohol	MS1	1	PASI-D
		EPA 6010	TDS	2	PASI-K
		EPA 5030B/8260	PGH	38	PASI-K
		SM 2320B	LDB	3	PASI-K
		SM 3500-Fe B#4	TJG	1	PASI-K
		SM 4500-H+B	TJG	1	PASI-K
		SM 4500-S-2 D	LDB	1	PASI-K
		EPA 300.0	AJM	2	PASI-K
		EPA 350.1	RAB	1	PASI-K
		EPA 353.2	RAB	3	PASI-K
		EPA 365.4	RAB	1	PASI-K
		SM 4500-CO2 D	TJG	1	PASI-K
		SM 5310C	ESM	1	PASI-K
60204563020	**TB-16-201510**	EPA 5030B/8260	PGH	38	PASI-K
60204563021	**MW-35R-201510**	EPA 8015 - Alcohol	MS1	1	PASI-D
		EPA 6010	TDS	2	PASI-K
		EPA 5030B/8260	PGH	38	PASI-K
		SM 2320B	LDB	3	PASI-K
		SM 3500-Fe B#4	TJG	1	PASI-K
		SM 4500-H+B	TJG	1	PASI-K
		SM 4500-S-2 D	LDB	1	PASI-K
		EPA 300.0	AJM	2	PASI-K
		EPA 350.1	RAB	1	PASI-K
		EPA 353.2	RAB	3	PASI-K
		EPA 365.4	RAB	1	PASI-K
		SM 4500-CO2 D	TJG	1	PASI-K
		SM 5310C	ESM	1	PASI-K
60204563022	**MW-97-201510**	EPA 8015 - Alcohol	MS1	1	PASI-D
		EPA 6010	TDS	2	PASI-K
		EPA 5030B/8260	PGH	38	PASI-K
		SM 2320B	LDB	3	PASI-K
		SM 3500-Fe B#4	TJG	1	PASI-K
		SM 4500-H+B	TJG	1	PASI-K
		SM 4500-S-2 D	LDB	1	PASI-K
		EPA 300.0	AJM	2	PASI-K

This report shall not be reproduced, except in full,
without the written consent of Pace Analytical Services, Inc..

Pace Analytical Services, Inc.
9608 Loiret Blvd.
Lenexa, KS 66219
(913)599-5665

SAMPLE ANALYTE COUNT

Project: FORT SMITH AR
Pace Project No.: 60204563

Lab ID	Sample ID	Method	Analysts	Analytes Reported	Laboratory
		EPA 350.1	RAB	1	PASI-K
		EPA 353.2	RAB	3	PASI-K
		EPA 365.4	RAB	1	PASI-K
		SM 4500-CO2 D	TJG	1	PASI-K
		SM 5310C	ESM	1	PASI-K
60204563023	**MW-96-201510**	EPA 8015 - Alcohol	MS1	1	PASI-D
		EPA 6010	TDS	2	PASI-K
		EPA 5030B/8260	PGH	38	PASI-K
		SM 2320B	LDB	3	PASI-K
		SM 3500-Fe B#4	TJG	1	PASI-K
		SM 4500-H+B	TJG	1	PASI-K
		SM 4500-S-2 D	LDB	1	PASI-K
		EPA 300.0	AJM	2	PASI-K
		EPA 350.1	RAB	1	PASI-K
		EPA 353.2	RAB	3	PASI-K
		EPA 365.4	RAB	1	PASI-K
		SM 4500-CO2 D	TJG	1	PASI-K
		SM 5310C	ESM	1	PASI-K
60204563024	**MW-46R-201510**	EPA 8015 - Alcohol	MS1	1	PASI-D
		EPA 6010	TDS	2	PASI-K
		EPA 5030B/8260	PGH	38	PASI-K
		SM 2320B	LDB	3	PASI-K
		SM 3500-Fe B#4	TJG	1	PASI-K
		SM 4500-H+B	TJG	1	PASI-K
		SM 4500-S-2 D	LDB	1	PASI-K
		EPA 300.0	AJM	2	PASI-K
		EPA 350.1	RAB	1	PASI-K
		EPA 353.2	RAB	3	PASI-K
		EPA 365.4	RAB	1	PASI-K
		SM 4500-CO2 D	TJG	1	PASI-K
		SM 5310C	ESM	1	PASI-K
60204563025	**DUP-10-201510**	EPA 5030B/8260	PGH	38	PASI-K
60204563026	**IW-74-201510**	EPA 8015 - Alcohol	MS1	1	PASI-D
		EPA 6010	TDS	2	PASI-K
		EPA 5030B/8260	PGH	38	PASI-K
		SM 2320B	LDB	3	PASI-K
		SM 3500-Fe B#4	TJG	1	PASI-K

This report shall not be reproduced, except in full,
without the written consent of Pace Analytical Services, Inc..

Pace Analytical Services, Inc.
9608 Loiret Blvd.
Lenexa, KS 66219
(913)599-5665

SAMPLE ANALYTE COUNT

Project: FORT SMITH AR
Pace Project No.: 60204563

Lab ID	Sample ID	Method	Analysts	Analytes Reported	Laboratory
		SM 4500-H+B	TJG	1	PASI-K
		SM 4500-S-2 D	LDB	1	PASI-K
		EPA 300.0	AJM	2	PASI-K
		EPA 350.1	RAB	1	PASI-K
		EPA 353.2	RAB	3	PASI-K
		EPA 365.4	RAB	1	PASI-K
		SM 4500-CO2 D	TJG	1	PASI-K
		SM 5310C	ESM	1	PASI-K
60204563027	**MW-26-201510**	EPA 8015 - Alcohol	MS1	1	PASI-D
		EPA 6010	TDS	2	PASI-K
		EPA 5030B/8260	PGH	38	PASI-K
		SM 2320B	LDB	3	PASI-K
		SM 3500-Fe B#4	TJG	1	PASI-K
		SM 4500-H+B	TJG	1	PASI-K
		SM 4500-S-2 D	LDB	1	PASI-K
		EPA 300.0	AJM	2	PASI-K
		EPA 350.1	RAB	1	PASI-K
		EPA 353.2	RAB	3	PASI-K
		EPA 365.4	RAB	1	PASI-K
		SM 4500-CO2 D	TJG	1	PASI-K
		SM 5310C	ESM	1	PASI-K
60204563028	**MW-27-201510**	EPA 8015 - Alcohol	MS1	1	PASI-D
		EPA 6010	TDS	2	PASI-K
		EPA 5030B/8260	PGH	38	PASI-K
		SM 2320B	LDB	3	PASI-K
		SM 3500-Fe B#4	TJG	1	PASI-K
		SM 4500-H+B	TJG	1	PASI-K
		SM 4500-S-2 D	LDB	1	PASI-K
		EPA 300.0	AJM	2	PASI-K
		EPA 350.1	RAB	1	PASI-K
		EPA 353.2	RAB	3	PASI-K
		EPA 365.4	RAB	1	PASI-K
		SM 4500-CO2 D	TJG	1	PASI-K
		SM 5310C	ESM	1	PASI-K
60204563029	**MW-89-201510**	EPA 8015 - Alcohol	MS1	1	PASI-D
		EPA 6010	TDS	2	PASI-K
		EPA 5030B/8260	PGH	38	PASI-K

This report shall not be reproduced, except in full,
without the written consent of Pace Analytical Services, Inc..

Pace Analytical Services, Inc.
9608 Loiret Blvd.
Lenexa, KS 66219
(913)599-5665

SAMPLE ANALYTE COUNT

Project: FORT SMITH AR
Pace Project No.: 60204563

Lab ID	Sample ID	Method	Analysts	Analytes Reported	Laboratory
		SM 2320B	LDB	3	PASI-K
		SM 3500-Fe B#4	TJG	1	PASI-K
		SM 4500-H+B	TJG	1	PASI-K
		SM 4500-S-2 D	LDB	1	PASI-K
		EPA 300.0	AJM	2	PASI-K
		EPA 350.1	RAB	1	PASI-K
		EPA 353.2	RAB	3	PASI-K
		EPA 365.4	RAB	1	PASI-K
		SM 4500-CO2 D	TJG	1	PASI-K
		SM 5310C	ESM	1	PASI-K
60204563030	**ITMW-16-201510**	EPA 8015 - Alcohol	MS1	1	PASI-D
		EPA 6010	TDS	2	PASI-K
		EPA 5030B/8260	PGH	38	PASI-K
		SM 2320B	LDB	3	PASI-K
		SM 3500-Fe B#4	TJG	1	PASI-K
		SM 4500-H+B	TJG	1	PASI-K
		SM 4500-S-2 D	LDB	1	PASI-K
		EPA 300.0	AJM	2	PASI-K
		EPA 350.1	RAB	1	PASI-K
		EPA 353.2	RAB	3	PASI-K
		EPA 365.4	RAB	1	PASI-K
		SM 4500-CO2 D	TJG	1	PASI-K
		SM 5310C	ESM	1	PASI-K
60204563031	**MW-65-201510**	EPA 8015 - Alcohol	MS1	1	PASI-D
		EPA 6010	TDS	2	PASI-K
		EPA 5030B/8260	PGH	38	PASI-K
		SM 2320B	LDB	3	PASI-K
		SM 3500-Fe B#4	TJG	1	PASI-K
		SM 4500-H+B	TJG	1	PASI-K
		SM 4500-S-2 D	LDB	1	PASI-K
		EPA 300.0	AJM	2	PASI-K
		EPA 350.1	RAB	1	PASI-K
		EPA 353.2	RAB	3	PASI-K
		EPA 365.4	RAB	1	PASI-K
		SM 4500-CO2 D	TJG	1	PASI-K
		SM 5310C	ESM	1	PASI-K
60204563032	**MW-32R-201510**	EPA 8015 - Alcohol	MS1	1	PASI-D

This report shall not be reproduced, except in full,
without the written consent of Pace Analytical Services, Inc..

Pace Analytical Services, Inc.
9608 Loiret Blvd.
Lenexa, KS 66219
(913)599-5665

SAMPLE ANALYTE COUNT

Project: FORT SMITH AR
Pace Project No.: 60204563

Lab ID	Sample ID	Method	Analysts	Analytes Reported	Laboratory
		EPA 6010	TDS	2	PASI-K
		EPA 5030B/8260	PGH	38	PASI-K
		SM 2320B	LDB	3	PASI-K
		SM 3500-Fe B#4	TJG	1	PASI-K
		SM 4500-H+B	TJG	1	PASI-K
		SM 4500-S-2 D	LDB	1	PASI-K
		EPA 300.0	AJM	2	PASI-K
		EPA 350.1	RAB	1	PASI-K
		EPA 353.2	RAB	3	PASI-K
		EPA 365.4	RAB	1	PASI-K
		SM 4500-CO2 D	TJG	1	PASI-K
		SM 5310C	ESM	1	PASI-K
60204563033	**TB-17-201510**	EPA 5030B/8260	PGH	38	PASI-K
60204563034	**ITMW-4-201510**	EPA 8015 - Alcohol	MS1	1	PASI-D
		EPA 6010	TDS	2	PASI-K
		EPA 5030B/8260	PGH	38	PASI-K
		SM 2320B	LDB	3	PASI-K
		SM 3500-Fe B#4	TJG	1	PASI-K
		SM 4500-H+B	TJG	1	PASI-K
		SM 4500-S-2 D	LDB	1	PASI-K
		EPA 300.0	AJM	2	PASI-K
		EPA 350.1	RAB	1	PASI-K
		EPA 353.2	RAB	3	PASI-K
		EPA 365.4	RAB	1	PASI-K
		SM 4500-CO2 D	TJG	1	PASI-K
		SM 5310C	ESM	1	PASI-K
60204563035	**ITMW-12-201510**	EPA 8015 - Alcohol	MS1	1	PASI-D
		EPA 6010	TDS	2	PASI-K
		EPA 5030B/8260	PGH	38	PASI-K
		SM 2320B	LDB	3	PASI-K
		SM 3500-Fe B#4	TJG	1	PASI-K
		SM 4500-H+B	TJG	1	PASI-K
		SM 4500-S-2 D	LDB	1	PASI-K
		EPA 300.0	AJM	2	PASI-K
		EPA 350.1	RAB	1	PASI-K
		EPA 353.2	RAB	3	PASI-K
		EPA 365.4	RAB	1	PASI-K

This report shall not be reproduced, except in full,
without the written consent of Pace Analytical Services, Inc..

Pace Analytical Services, Inc.
9608 Loiret Blvd.
Lenexa, KS 66219
(913)599-5665

SAMPLE ANALYTE COUNT

Project: FORT SMITH AR
Pace Project No.: 60204563

Lab ID	Sample ID	Method	Analysts	Analytes Reported	Laboratory
		SM 4500-CO2 D	TJG	1	PASI-K
		SM 5310C	ESM	1	PASI-K
60204563036	**ITMW-14-201510**	EPA 8015 - Alcohol	MS1	1	PASI-D
		EPA 6010	TDS	2	PASI-K
		EPA 5030B/8260	PGH	38	PASI-K
		SM 2320B	LDB	3	PASI-K
		SM 3500-Fe B#4	TJG	1	PASI-K
		SM 4500-H+B	TJG	1	PASI-K
		SM 4500-S-2 D	LDB	1	PASI-K
		EPA 300.0	AJM	2	PASI-K
		EPA 350.1	RAB	1	PASI-K
		EPA 353.2	RAB	3	PASI-K
		EPA 365.4	RAB	1	PASI-K
		SM 4500-CO2 D	TJG	1	PASI-K
		SM 5310C	ESM	1	PASI-K
60204563037	**ITMW-11-201510**	EPA 8015 - Alcohol	MS1	1	PASI-D
		EPA 6010	TDS	2	PASI-K
		EPA 5030B/8260	PGH	38	PASI-K
		SM 2320B	LDB	3	PASI-K
		SM 3500-Fe B#4	TJG	1	PASI-K
		SM 4500-H+B	TJG	1	PASI-K
		SM 4500-S-2 D	LDB	1	PASI-K
		EPA 300.0	AJM	2	PASI-K
		EPA 350.1	RAB	1	PASI-K
		EPA 353.2	RAB	3	PASI-K
		EPA 365.4	RAB	1	PASI-K
		SM 4500-CO2 D	TJG	1	PASI-K
		SM 5310C	ESM	1	PASI-K
60204563038	**ITMW-13-201510**	EPA 8015 - Alcohol	MS1	1	PASI-D
		EPA 6010	TDS	2	PASI-K
		EPA 5030B/8260	PGH	38	PASI-K
		SM 2320B	LDB	3	PASI-K
		SM 3500-Fe B#4	TJG	1	PASI-K
		SM 4500-H+B	TJG	1	PASI-K
		SM 4500-S-2 D	LDB	1	PASI-K
		EPA 300.0	AJM	2	PASI-K
		EPA 350.1	RAB	1	PASI-K

This report shall not be reproduced, except in full,
without the written consent of Pace Analytical Services, Inc..

Pace Analytical Services, Inc.
9608 Loiret Blvd.
Lenexa, KS 66219
(913)599-5665

SAMPLE ANALYTE COUNT

Project: FORT SMITH AR
Pace Project No.: 60204563

Lab ID	Sample ID	Method	Analysts	Analytes Reported	Laboratory
		EPA 353.2	RAB	3	PASI-K
		EPA 365.4	RAB	1	PASI-K
		SM 4500-CO2 D	TJG	1	PASI-K
		SM 5310C	ESM	1	PASI-K
60204563039	**DUP-01-201510**	EPA 5030B/8260	PGH	38	PASI-K
60204563040	**TB-18-201510**	EPA 5030B/8260	PGH	38	PASI-K
60204563041	**TB-03-201510**	EPA 5030B/8260	PGH	38	PASI-K
60204563042	**MW-84-201510**	EPA 8015 - Alcohol	MS1	1	PASI-D
		EPA 6010	TDS	2	PASI-K
		EPA 5030B/8260	PGH	38	PASI-K
		SM 2320B	LDB	3	PASI-K
		SM 3500-Fe B#4	TJG	1	PASI-K
		SM 4500-H+B	TJG	1	PASI-K
		SM 4500-S-2 D	LDB	1	PASI-K
		EPA 300.0	AJM	2	PASI-K
		EPA 350.1	RAB	1	PASI-K
		EPA 353.2	RAB	3	PASI-K
		EPA 365.4	RAB	1	PASI-K
		SM 4500-CO2 D	TJG	1	PASI-K
		SM 5310C	ESM	1	PASI-K
60204563043	**ITMW-10-201510**	EPA 8015 - Alcohol	MS1	1	PASI-D
		EPA 6010	TDS	2	PASI-K
		EPA 5030B/8260	PGH	38	PASI-K
		SM 2320B	LDB	3	PASI-K
		SM 3500-Fe B#4	TJG	1	PASI-K
		SM 4500-H+B	TJG	1	PASI-K
		SM 4500-S-2 D	LDB	1	PASI-K
		EPA 300.0	AJM	2	PASI-K
		EPA 350.1	RAB	1	PASI-K
		EPA 353.2	RAB	3	PASI-K
		EPA 365.4	RAB	1	PASI-K
		SM 4500-CO2 D	TJG	1	PASI-K
		SM 5310C	ESM	1	PASI-K
60204563044	**DUP-04-201510**	EPA 5030B/8260	PGH	38	PASI-K
60204563045	**EXTRA TB**	EPA 5030B/8260	PGH	38	PASI-K

This report shall not be reproduced, except in full,
without the written consent of Pace Analytical Services, Inc..

Pace Analytical Services, Inc.
9608 Loiret Blvd.
Lenexa, KS 66219
(913)599-5665

PROJECT NARRATIVE

Project: FORT SMITH AR
Pace Project No.: 60204563

Method: **EPA 8015 - Alcohol**
Description: Alcohol by Direct Inject GCFID
Client: Environ_AR
Date: October 20, 2015

General Information:
30 samples were analyzed for EPA 8015 - Alcohol. All samples were received in acceptable condition with any exceptions noted below or on the chain-of custody and/or the sample condition upon receipt form (SCUR) attached at the end of this report.

Hold Time:
The samples were analyzed within the method required hold times with any exceptions noted below.

Initial Calibrations (including MS Tune as applicable):
All criteria were within method requirements with any exceptions noted below.

Continuing Calibration:
All criteria were within method requirements with any exceptions noted below.

Surrogates:
All surrogates were within QC limits with any exceptions noted below.

Method Blank:
All analytes were below the report limit in the method blank, where applicable, with any exceptions noted below.

Laboratory Control Spike:
All laboratory control spike compounds were within QC limits with any exceptions noted below.

Matrix Spikes:
All percent recoveries and relative percent differences (RPDs) were within acceptance criteria with any exceptions noted below.

Additional Comments:

This report shall not be reproduced, except in full,
without the written consent of Pace Analytical Services, Inc..

Pace Analytical Services, Inc.
9608 Loiret Blvd.
Lenexa, KS 66219
(913)599-5665

PROJECT NARRATIVE

Project: FORT SMITH AR
Pace Project No.: 60204563

Method: **EPA 6010**
Description: 6010 MET ICP
Client: Environ_AR
Date: October 20, 2015

General Information:
30 samples were analyzed for EPA 6010. All samples were received in acceptable condition with any exceptions noted below or on the chain-of custody and/or the sample condition upon receipt form (SCUR) attached at the end of this report.

Hold Time:
The samples were analyzed within the method required hold times with any exceptions noted below.

Sample Preparation:
The samples were prepared in accordance with EPA 3010 with any exceptions noted below.

Initial Calibrations (including MS Tune as applicable):
All criteria were within method requirements with any exceptions noted below.

Continuing Calibration:
All criteria were within method requirements with any exceptions noted below.

Method Blank:
All analytes were below the report limit in the method blank, where applicable, with any exceptions noted below.

Laboratory Control Spike:
All laboratory control spike compounds were within QC limits with any exceptions noted below.

Matrix Spikes:
All percent recoveries and relative percent differences (RPDs) were within acceptance criteria with any exceptions noted below.

Additional Comments:

This report shall not be reproduced, except in full,
without the written consent of Pace Analytical Services, Inc..

Pace Analytical Services, Inc.
9608 Loiret Blvd.
Lenexa, KS 66219
(913)599-5665

PROJECT NARRATIVE

Project: FORT SMITH AR
Pace Project No.: 60204563

Method: **EPA 5030B/8260**
Description: 8260 MSV
Client: Environ_AR
Date: October 20, 2015

General Information:
45 samples were analyzed for EPA 5030B/8260. All samples were received in acceptable condition with any exceptions noted below or on the chain-of custody and/or the sample condition upon receipt form (SCUR) attached at the end of this report.

Hold Time:
The samples were analyzed within the method required hold times with any exceptions noted below.

Initial Calibrations (including MS Tune as applicable):
All criteria were within method requirements with any exceptions noted below.

Continuing Calibration:
All criteria were within method requirements with any exceptions noted below.

Internal Standards:
All internal standards were within QC limits with any exceptions noted below.

Surrogates:
All surrogates were within QC limits with any exceptions noted below.

Method Blank:
All analytes were below the report limit in the method blank, where applicable, with any exceptions noted below.

QC Batch: MSV/72181

B: Analyte was detected in the associated method blank.
- BLANK for HBN 404213 [MSV/7218 (Lab ID: 1648794)
  - Chloromethane

QC Batch: MSV/72185

B: Analyte was detected in the associated method blank.
- BLANK for HBN 404231 [MSV/7218 (Lab ID: 1648879)
  - Bromomethane
  - Chloromethane

Laboratory Control Spike:
All laboratory control spike compounds were within QC limits with any exceptions noted below.

QC Batch: MSV/72185

L0: Analyte recovery in the laboratory control sample (LCS) was outside QC limits.
- LCS (Lab ID: 1648880)
  - Acetone

Matrix Spikes:
All percent recoveries and relative percent differences (RPDs) were within acceptance criteria with any exceptions noted below.

This report shall not be reproduced, except in full,
without the written consent of Pace Analytical Services, Inc..

Pace Analytical Services, Inc.
9608 Loiret Blvd.
Lenexa, KS 66219
(913)599-5665

PROJECT NARRATIVE

Project: FORT SMITH AR
Pace Project No.: 60204563

Method: **EPA 5030B/8260**
Description: 8260 MSV
Client: Environ_AR
Date: October 20, 2015

QC Batch: MSV/72158

A matrix spike and/or matrix spike duplicate (MS/MSD) were performed on the following sample(s): 60204563001

M1: Matrix spike recovery exceeded QC limits. Batch accepted based on laboratory control sample (LCS) recovery.

- MS (Lab ID: 1647434)
  - Acetone
  - Chloroethane
- MSD (Lab ID: 1647435)
  - Acetone
  - Chloroform

R1: RPD value was outside control limits.

- MSD (Lab ID: 1647435)
  - Ethylbenzene

QC Batch: MSV/72160

A matrix spike and/or matrix spike duplicate (MS/MSD) were performed on the following sample(s): 60204563008,60204563014,60204563019

M1: Matrix spike recovery exceeded QC limits. Batch accepted based on laboratory control sample (LCS) recovery.

- MS (Lab ID: 1647541)
  - Acetone
  - Chloroform
- MS (Lab ID: 1647543)
  - Acetone
- MS (Lab ID: 1653004)
  - 2-Butanone (MEK)
  - 2-Hexanone
  - Acetone
  - Styrene
- MSD (Lab ID: 1647542)
  - Acetone
- MSD (Lab ID: 1647544)
  - 1,1,2-Trichloroethane
  - Acetone
  - Chloroform
- MSD (Lab ID: 1653005)
  - 2-Butanone (MEK)
  - 2-Hexanone
  - Acetone
  - Styrene

R1: RPD value was outside control limits.

- MSD (Lab ID: 1647542)
  - Bromomethane
  - Styrene
- MSD (Lab ID: 1647544)
  - 1,1,2-Trichloroethane

This report shall not be reproduced, except in full,
without the written consent of Pace Analytical Services, Inc..

Pace Analytical Services, Inc.
9608 Loiret Blvd.
Lenexa, KS 66219
(913)599-5665

PROJECT NARRATIVE

Project: FORT SMITH AR
Pace Project No.: 60204563

Method: **EPA 5030B/8260**
Description: 8260 MSV
Client: Environ_AR
Date: October 20, 2015

QC Batch: MSV/72165

A matrix spike/matrix spike duplicate was not performed due to insufficient sample volume.

QC Batch: MSV/72181

A matrix spike/matrix spike duplicate was not performed due to insufficient sample volume.

QC Batch: MSV/72185

A matrix spike/matrix spike duplicate was not performed due to insufficient sample volume.

Additional Comments:

This report shall not be reproduced, except in full,
without the written consent of Pace Analytical Services, Inc..

Pace Analytical Services, Inc.
9608 Loiret Blvd.
Lenexa, KS 66219
(913)599-5665

PROJECT NARRATIVE

Project: FORT SMITH AR
Pace Project No.: 60204563

Method: **SM 2320B**
Description: 2320B Alkalinity
Client: Environ_AR
Date: October 20, 2015

General Information:
30 samples were analyzed for SM 2320B. All samples were received in acceptable condition with any exceptions noted below or on the chain-of custody and/or the sample condition upon receipt form (SCUR) attached at the end of this report.

Hold Time:
The samples were analyzed within the method required hold times with any exceptions noted below.

Method Blank:
All analytes were below the report limit in the method blank, where applicable, with any exceptions noted below.

Laboratory Control Spike:
All laboratory control spike compounds were within QC limits with any exceptions noted below.

Matrix Spikes:
All percent recoveries and relative percent differences (RPDs) were within acceptance criteria with any exceptions noted below.

Duplicate Sample:
All duplicate sample results were within method acceptance criteria with any exceptions noted below.

Additional Comments:

This report shall not be reproduced, except in full,
without the written consent of Pace Analytical Services, Inc..

Pace Analytical Services, Inc.
9608 Loiret Blvd.
Lenexa, KS 66219
(913)599-5665

PROJECT NARRATIVE

Project: FORT SMITH AR
Pace Project No.: 60204563

Method: **SM 3500-Fe B#4**
Description: Iron, Ferric (Calculation)
Client: Environ_AR
Date: October 20, 2015

General Information:
30 samples were analyzed for SM 3500-Fe B#4. All samples were received in acceptable condition with any exceptions noted below or on the chain-of custody and/or the sample condition upon receipt form (SCUR) attached at the end of this report.

Hold Time:
The samples were analyzed within the method required hold times with any exceptions noted below.

Method Blank:
All analytes were below the report limit in the method blank, where applicable, with any exceptions noted below.

Laboratory Control Spike:
All laboratory control spike compounds were within QC limits with any exceptions noted below.

Matrix Spikes:
All percent recoveries and relative percent differences (RPDs) were within acceptance criteria with any exceptions noted below.

Additional Comments:

Batch Comments:

Ferrous iron performed in the field
- QC Batch: WET / 57808
- QC Batch: WET / 57809

This report shall not be reproduced, except in full,
without the written consent of Pace Analytical Services, Inc..

Pace Analytical Services, Inc.
9608 Loiret Blvd.
Lenexa, KS 66219
(913)599-5665

PROJECT NARRATIVE

Project: FORT SMITH AR
Pace Project No.: 60204563

Method: **SM 4500-H+B**
Description: 4500H+ pH, Electrometric
Client: Environ_AR
Date: October 20, 2015

General Information:
30 samples were analyzed for SM 4500-H+B. All samples were received in acceptable condition with any exceptions noted below or on the chain-of custody and/or the sample condition upon receipt form (SCUR) attached at the end of this report.

Hold Time:
The samples were analyzed within the method required hold times with any exceptions noted below.

H6: Analysis initiated outside of the 15 minute EPA recommended holding time.
- ITMW-1-201510 (Lab ID: 60204563010)
- ITMW-10-201510 (Lab ID: 60204563043)
- ITMW-11-201510 (Lab ID: 60204563037)
- ITMW-12-201510 (Lab ID: 60204563035)
- ITMW-13-201510 (Lab ID: 60204563038)
- ITMW-14-201510 (Lab ID: 60204563036)
- ITMW-16-201510 (Lab ID: 60204563030)
- ITMW-20-201510 (Lab ID: 60204563008)
- ITMW-4-201510 (Lab ID: 60204563034)
- ITMW-6-201510 (Lab ID: 60204563019)
- ITMW-9-201510 (Lab ID: 60204563006)
- IW-74-201510 (Lab ID: 60204563026)
- MW-22-201510 (Lab ID: 60204563002)
- MW-26-201510 (Lab ID: 60204563027)
- MW-27-201510 (Lab ID: 60204563028)
- MW-28-201510 (Lab ID: 60204563014)
- MW-29-201510 (Lab ID: 60204563017)
- MW-32R-201510 (Lab ID: 60204563032)
- MW-35R-201510 (Lab ID: 60204563021)
- MW-39R-201510 (Lab ID: 60204563004)
- MW-46R-201510 (Lab ID: 60204563024)
- MW-65-201510 (Lab ID: 60204563031)
- MW-84-201510 (Lab ID: 60204563042)
- MW-87-201510 (Lab ID: 60204563011)
- MW-88-201510 (Lab ID: 60204563003)
- MW-89-201510 (Lab ID: 60204563029)
- MW-90-201510 (Lab ID: 60204563001)
- MW-91-201510 (Lab ID: 60204563012)
- MW-96-201510 (Lab ID: 60204563023)
- MW-97-201510 (Lab ID: 60204563022)

Method Blank:
All analytes were below the report limit in the method blank, where applicable, with any exceptions noted below.

Laboratory Control Spike:
All laboratory control spike compounds were within QC limits with any exceptions noted below.

This report shall not be reproduced, except in full,
without the written consent of Pace Analytical Services, Inc..

Pace Analytical Services, Inc.
9608 Loiret Blvd.
Lenexa, KS 66219
(913)599-5665

PROJECT NARRATIVE

Project: FORT SMITH AR
Pace Project No.: 60204563

Method: **SM 4500-H+B**
Description: 4500H+ pH, Electrometric
Client: Environ_AR
Date: October 20, 2015

Matrix Spikes:
All percent recoveries and relative percent differences (RPDs) were within acceptance criteria with any exceptions noted below.

Additional Comments:

Batch Comments:

Field pH
- QC Batch: WET / 57824

Field pH
- QC Batch: WET / 57825

This report shall not be reproduced, except in full,
without the written consent of Pace Analytical Services, Inc..

Pace Analytical Services, Inc.
9608 Loiret Blvd.
Lenexa, KS 66219
(913)599-5665

PROJECT NARRATIVE

Project: FORT SMITH AR
Pace Project No.: 60204563

Method: **SM 4500-S-2 D**
Description: 4500S2D Sulfide, Total
Client: Environ_AR
Date: October 20, 2015

General Information:
30 samples were analyzed for SM 4500-S-2 D. All samples were received in acceptable condition with any exceptions noted below or on the chain-of custody and/or the sample condition upon receipt form (SCUR) attached at the end of this report.

Hold Time:
The samples were analyzed within the method required hold times with any exceptions noted below.

Method Blank:
All analytes were below the report limit in the method blank, where applicable, with any exceptions noted below.

Laboratory Control Spike:
All laboratory control spike compounds were within QC limits with any exceptions noted below.

Matrix Spikes:
All percent recoveries and relative percent differences (RPDs) were within acceptance criteria with any exceptions noted below.

Duplicate Sample:
All duplicate sample results were within method acceptance criteria with any exceptions noted below.

Additional Comments:

This report shall not be reproduced, except in full,
without the written consent of Pace Analytical Services, Inc..

Pace Analytical Services, Inc.
9608 Loiret Blvd.
Lenexa, KS 66219
(913)599-5665

PROJECT NARRATIVE

Project: FORT SMITH AR
Pace Project No.: 60204563

Method: **EPA 300.0**
Description: 300.0 IC Anions 28 Days
Client: Environ_AR
Date: October 20, 2015

General Information:
30 samples were analyzed for EPA 300.0. All samples were received in acceptable condition with any exceptions noted below or on the chain-of custody and/or the sample condition upon receipt form (SCUR) attached at the end of this report.

Hold Time:
The samples were analyzed within the method required hold times with any exceptions noted below.

Initial Calibrations (including MS Tune as applicable):
All criteria were within method requirements with any exceptions noted below.

Continuing Calibration:
All criteria were within method requirements with any exceptions noted below.

Method Blank:
All analytes were below the report limit in the method blank, where applicable, with any exceptions noted below.

Laboratory Control Spike:
All laboratory control spike compounds were within QC limits with any exceptions noted below.

Matrix Spikes:
All percent recoveries and relative percent differences (RPDs) were within acceptance criteria with any exceptions noted below.

Additional Comments:

This report shall not be reproduced, except in full,
without the written consent of Pace Analytical Services, Inc..

Pace Analytical Services, Inc.
9608 Loiret Blvd.
Lenexa, KS 66219
(913)599-5665

PROJECT NARRATIVE

Project: FORT SMITH AR
Pace Project No.: 60204563

Method: **EPA 350.1**
Description: 350.1 Ammonia
Client: Environ_AR
Date: October 20, 2015

General Information:
30 samples were analyzed for EPA 350.1. All samples were received in acceptable condition with any exceptions noted below or on the chain-of custody and/or the sample condition upon receipt form (SCUR) attached at the end of this report.

Hold Time:
The samples were analyzed within the method required hold times with any exceptions noted below.

Initial Calibrations (including MS Tune as applicable):
All criteria were within method requirements with any exceptions noted below.

Continuing Calibration:
All criteria were within method requirements with any exceptions noted below.

Method Blank:
All analytes were below the report limit in the method blank, where applicable, with any exceptions noted below.

Laboratory Control Spike:
All laboratory control spike compounds were within QC limits with any exceptions noted below.

Matrix Spikes:
All percent recoveries and relative percent differences (RPDs) were within acceptance criteria with any exceptions noted below.

QC Batch: WETA/36373

A matrix spike and/or matrix spike duplicate (MS/MSD) were performed on the following sample(s): 60204563001,60204563008

M1: Matrix spike recovery exceeded QC limits. Batch accepted based on laboratory control sample (LCS) recovery.

- MS (Lab ID: 1650418)
  - Nitrogen, Ammonia
- MS (Lab ID: 1650419)
  - Nitrogen, Ammonia

QC Batch: WETA/36375

A matrix spike and/or matrix spike duplicate (MS/MSD) were performed on the following sample(s): 60204563014,60204767013

M1: Matrix spike recovery exceeded QC limits. Batch accepted based on laboratory control sample (LCS) recovery.

- MS (Lab ID: 1650482)
  - Nitrogen, Ammonia
- MS (Lab ID: 1650492)
  - Nitrogen, Ammonia

Duplicate Sample:
All duplicate sample results were within method acceptance criteria with any exceptions noted below.

Additional Comments:

REPORT OF LABORATORY ANALYSIS

This report shall not be reproduced, except in full,
without the written consent of Pace Analytical Services, Inc..

Pace Analytical Services, Inc.
9608 Loiret Blvd.
Lenexa, KS 66219
(913)599-5665

PROJECT NARRATIVE

Project: FORT SMITH AR
Pace Project No.: 60204563

Method: **EPA 353.2**
Description: 353.2 Nitrogen, NO2/NO3 unpres
Client: Environ_AR
Date: October 20, 2015

General Information:
30 samples were analyzed for EPA 353.2. All samples were received in acceptable condition with any exceptions noted below or on the chain-of custody and/or the sample condition upon receipt form (SCUR) attached at the end of this report.

Hold Time:
The samples were analyzed within the method required hold times with any exceptions noted below.

Initial Calibrations (including MS Tune as applicable):
All criteria were within method requirements with any exceptions noted below.

Continuing Calibration:
All criteria were within method requirements with any exceptions noted below.

Method Blank:
All analytes were below the report limit in the method blank, where applicable, with any exceptions noted below.

Laboratory Control Spike:
All laboratory control spike compounds were within QC limits with any exceptions noted below.

Matrix Spikes:
All percent recoveries and relative percent differences (RPDs) were within acceptance criteria with any exceptions noted below.

Duplicate Sample:
All duplicate sample results were within method acceptance criteria with any exceptions noted below.

Additional Comments:

This report shall not be reproduced, except in full,
without the written consent of Pace Analytical Services, Inc..

Pace Analytical Services, Inc.
9608 Loiret Blvd.
Lenexa, KS 66219
(913)599-5665

PROJECT NARRATIVE

Project: FORT SMITH AR
Pace Project No.: 60204563

Method: **EPA 365.4**
Description: 365.4 Total Phosphorus
Client: Environ_AR
Date: October 20, 2015

General Information:
30 samples were analyzed for EPA 365.4. All samples were received in acceptable condition with any exceptions noted below or on the chain-of custody and/or the sample condition upon receipt form (SCUR) attached at the end of this report.

Hold Time:
The samples were analyzed within the method required hold times with any exceptions noted below.

Initial Calibrations (including MS Tune as applicable):
All criteria were within method requirements with any exceptions noted below.

Continuing Calibration:
All criteria were within method requirements with any exceptions noted below.

Method Blank:
All analytes were below the report limit in the method blank, where applicable, with any exceptions noted below.

Laboratory Control Spike:
All laboratory control spike compounds were within QC limits with any exceptions noted below.

Matrix Spikes:
All percent recoveries and relative percent differences (RPDs) were within acceptance criteria with any exceptions noted below.

Duplicate Sample:
All duplicate sample results were within method acceptance criteria with any exceptions noted below.

Additional Comments:

This report shall not be reproduced, except in full,
without the written consent of Pace Analytical Services, Inc..

Pace Analytical Services, Inc.
9608 Loiret Blvd.
Lenexa, KS 66219
(913)599-5665

PROJECT NARRATIVE

Project: FORT SMITH AR
Pace Project No.: 60204563

Method: **SM 4500-CO2 D**
Description: Total Carbon Dioxide Calc
Client: Environ_AR
Date: October 20, 2015

General Information:
30 samples were analyzed for SM 4500-CO2 D. All samples were received in acceptable condition with any exceptions noted below or on the chain-of custody and/or the sample condition upon receipt form (SCUR) attached at the end of this report.

Hold Time:
The samples were analyzed within the method required hold times with any exceptions noted below.

Initial Calibrations (including MS Tune as applicable):
All criteria were within method requirements with any exceptions noted below.

Continuing Calibration:
All criteria were within method requirements with any exceptions noted below.

Method Blank:
All analytes were below the report limit in the method blank, where applicable, with any exceptions noted below.

Laboratory Control Spike:
All laboratory control spike compounds were within QC limits with any exceptions noted below.

Matrix Spikes:
All percent recoveries and relative percent differences (RPDs) were within acceptance criteria with any exceptions noted below.

Additional Comments:

This report shall not be reproduced, except in full,
without the written consent of Pace Analytical Services, Inc..

Pace Analytical Services, Inc.
9608 Loiret Blvd.
Lenexa, KS 66219
(913)599-5665

PROJECT NARRATIVE

Project: FORT SMITH AR
Pace Project No.: 60204563

Method: **SM 5310C**
Description: 5310C TOC
Client: Environ_AR
Date: October 20, 2015

General Information:
30 samples were analyzed for SM 5310C. All samples were received in acceptable condition with any exceptions noted below or on the chain-of custody and/or the sample condition upon receipt form (SCUR) attached at the end of this report.

Hold Time:
The samples were analyzed within the method required hold times with any exceptions noted below.

Initial Calibrations (including MS Tune as applicable):
All criteria were within method requirements with any exceptions noted below.

Continuing Calibration:
All criteria were within method requirements with any exceptions noted below.

Method Blank:
All analytes were below the report limit in the method blank, where applicable, with any exceptions noted below.

QC Batch: WETA/36359

B: Analyte was detected in the associated method blank.
- BLANK for HBN 404546 [WETA/363 (Lab ID: 1649972)
  - Total Organic Carbon

QC Batch: WETA/36360

B: Analyte was detected in the associated method blank.
- BLANK for HBN 404547 [WETA/363 (Lab ID: 1649976)
  - Total Organic Carbon

Laboratory Control Spike:
All laboratory control spike compounds were within QC limits with any exceptions noted below.

Matrix Spikes:
All percent recoveries and relative percent differences (RPDs) were within acceptance criteria with any exceptions noted below.

QC Batch: WETA/36300

A matrix spike and/or matrix spike duplicate (MS/MSD) were performed on the following sample(s): 60204563001

M1: Matrix spike recovery exceeded QC limits. Batch accepted based on laboratory control sample (LCS) recovery.
- MS (Lab ID: 1647827)
  - Total Organic Carbon

Duplicate Sample:
All duplicate sample results were within method acceptance criteria with any exceptions noted below.

Additional Comments:

This data package has been reviewed for quality and completeness and is approved for release.

REPORT OF LABORATORY ANALYSIS

This report shall not be reproduced, except in full,
without the written consent of Pace Analytical Services, Inc..

Pace Analytical Services, Inc.
9608 Loiret Blvd.
Lenexa, KS 66219
(913)599-5665

ANALYTICAL RESULTS

Project: FORT SMITH AR
Pace Project No.: 60204563

Sample: MW-90-201510 **Lab ID: 60204563001** Collected: 10/07/15 15:10 Received: 10/08/15 10:45 Matrix: Water

Parameters	Results	Units	Report Limit	MDL	DF	Prepared	Analyzed	CAS No.	Qual
Alcohol by Direct Inject GCFID	Analytical Method: EPA 8015 - Alcohol								
2-Chloroethanol	ND	ug/L	10000	1980	1		10/12/15 18:30	107-07-3	
6010 MET ICP	Analytical Method: EPA 6010 Preparation Method: EPA 3010								
Iron	**3420**	ug/L	50.0	9.0	1	10/08/15 15:45	10/09/15 16:24	7439-89-6	
Manganese	**352**	ug/L	5.0	2.4	1	10/08/15 15:45	10/09/15 16:24	7439-96-5	
8260 MSV	Analytical Method: EPA 5030B/8260								
Acetone	ND	ug/L	10.0	1.9	1		10/09/15 11:28	67-64-1	M1
Benzene	ND	ug/L	1.0	0.060	1		10/09/15 11:28	71-43-2	
Bromodichloromethane	ND	ug/L	1.0	0.19	1		10/09/15 11:28	75-27-4	
Bromoform	ND	ug/L	1.0	0.070	1		10/09/15 11:28	75-25-2	
Bromomethane	ND	ug/L	5.0	0.16	1		10/09/15 11:28	74-83-9	
2-Butanone (MEK)	ND	ug/L	10.0	0.59	1		10/09/15 11:28	78-93-3	
Carbon disulfide	ND	ug/L	5.0	0.12	1		10/09/15 11:28	75-15-0	
Carbon tetrachloride	ND	ug/L	1.0	0.18	1		10/09/15 11:28	56-23-5	
Chlorobenzene	ND	ug/L	1.0	0.21	1		10/09/15 11:28	108-90-7	
Chloroethane	ND	ug/L	1.0	0.15	1		10/09/15 11:28	75-00-3	M1
Chloroform	ND	ug/L	1.0	0.14	1		10/09/15 11:28	67-66-3	M1
Chloromethane	ND	ug/L	1.0	0.080	1		10/09/15 11:28	74-87-3	
Dibromochloromethane	ND	ug/L	1.0	0.21	1		10/09/15 11:28	124-48-1	
1,1-Dichloroethane	ND	ug/L	1.0	0.050	1		10/09/15 11:28	75-34-3	
1,2-Dichloroethane	ND	ug/L	1.0	0.12	1		10/09/15 11:28	107-06-2	
1,1-Dichloroethene	ND	ug/L	1.0	0.20	1		10/09/15 11:28	75-35-4	
cis-1,2-Dichloroethene	ND	ug/L	1.0	0.080	1		10/09/15 11:28	156-59-2	
trans-1,2-Dichloroethene	ND	ug/L	1.0	0.20	1		10/09/15 11:28	156-60-5	
1,2-Dichloropropane	ND	ug/L	1.0	0.16	1		10/09/15 11:28	78-87-5	
cis-1,3-Dichloropropene	ND	ug/L	1.0	0.14	1		10/09/15 11:28	10061-01-5	
trans-1,3-Dichloropropene	ND	ug/L	1.0	0.12	1		10/09/15 11:28	10061-02-6	
Ethylbenzene	ND	ug/L	1.0	0.18	1		10/09/15 11:28	100-41-4	R1
2-Hexanone	ND	ug/L	10.0	1.2	1		10/09/15 11:28	591-78-6	
Methylene chloride	ND	ug/L	1.0	0.15	1		10/09/15 11:28	75-09-2	
4-Methyl-2-pentanone (MIBK)	ND	ug/L	10.0	0.42	1		10/09/15 11:28	108-10-1	
Styrene	ND	ug/L	1.0	0.12	1		10/09/15 11:28	100-42-5	
1,1,2,2-Tetrachloroethane	ND	ug/L	1.0	0.15	1		10/09/15 11:28	79-34-5	
Tetrachloroethene	ND	ug/L	1.0	0.10	1		10/09/15 11:28	127-18-4	
Toluene	ND	ug/L	1.0	0.17	1		10/09/15 11:28	108-88-3	
1,1,1-Trichloroethane	ND	ug/L	1.0	0.11	1		10/09/15 11:28	71-55-6	
1,1,2-Trichloroethane	ND	ug/L	1.0	0.20	1		10/09/15 11:28	79-00-5	
Trichloroethene	ND	ug/L	1.0	0.17	1		10/09/15 11:28	79-01-6	
Vinyl chloride	ND	ug/L	1.0	0.13	1		10/09/15 11:28	75-01-4	
Xylene (Total)	ND	ug/L	3.0	0.42	1		10/09/15 11:28	1330-20-7	MS,RS
Surrogates									
4-Bromofluorobenzene (S)	95	%	80-120		1		10/09/15 11:28	460-00-4	
1,2-Dichloroethane-d4 (S)	99	%	80-120		1		10/09/15 11:28	17060-07-0	
Toluene-d8 (S)	102	%	80-120		1		10/09/15 11:28	2037-26-5	
Preservation pH	**1.0**		0.10	0.10	1		10/09/15 11:28		

REPORT OF LABORATORY ANALYSIS

This report shall not be reproduced, except in full,
without the written consent of Pace Analytical Services, Inc..

Pace Analytical Services, Inc.
9608 Loiret Blvd.
Lenexa, KS 66219
(913)599-5665

ANALYTICAL RESULTS

Project: FORT SMITH AR
Pace Project No.: 60204563

Sample: MW-90-201510 **Lab ID: 60204563001** Collected: 10/07/15 15:10 Received: 10/08/15 10:45 Matrix: Water

Parameters	Results	Units	Report Limit	MDL	DF	Prepared	Analyzed	CAS No.	Qual
2320B Alkalinity	Analytical Method: SM 2320B								
Alkalinity,Bicarbonate (CaCO3)	**245**	mg/L	20.0	2.0	1		10/09/15 18:32		
Alkalinity, Carbonate (CaCO3)	ND	mg/L	20.0	2.0	1		10/09/15 18:32		
Alkalinity, Total as CaCO3	**245**	mg/L	20.0	2.0	1		10/09/15 18:32		
Iron, Ferric (Calculation)	Analytical Method: SM 3500-Fe B#4								
Iron, Ferric	**0.75**	mg/L	0.20		1		10/15/15 00:00	7439-89-6	
4500H+ pH, Electrometric	Analytical Method: SM 4500-H+B								
pH at 25 Degrees C	**6.5**	Std. Units	0.10	0.10	1		10/15/15 00:00		H6
4500S2D Sulfide, Total	Analytical Method: SM 4500-S-2 D								
Sulfide, Total	ND	mg/L	0.050	0.012	1		10/13/15 07:48	18496-25-8	
300.0 IC Anions 28 Days	Analytical Method: EPA 300.0								
Chloride	**98.1**	mg/L	5.0	2.5	5		10/13/15 11:55	16887-00-6	
Sulfate	**40.5**	mg/L	5.0	1.2	5		10/13/15 11:55	14808-79-8	
350.1 Ammonia	Analytical Method: EPA 350.1								
Nitrogen, Ammonia	ND	mg/L	0.10	0.046	1		10/14/15 13:10	7664-41-7	M1
353.2 Nitrogen, NO2/NO3 unpres	Analytical Method: EPA 353.2								
Nitrogen, Nitrate	ND	mg/L	0.10	0.014	1		10/08/15 15:37		
Nitrogen, Nitrite	ND	mg/L	0.10	0.023	1		10/08/15 15:37		
Nitrogen, NO2 plus NO3	ND	mg/L	0.10	0.014	1		10/08/15 15:37		
365.4 Total Phosphorus	Analytical Method: EPA 365.4								
Phosphorus as PO4	ND	mg/L	0.31		1		10/15/15 11:49		
Total Carbon Dioxide Calc	Analytical Method: SM 4500-CO2 D								
Carbon Dioxide Calculation	**367**	mg/L	20.0	20.0	1		10/16/15 00:00		
5310C TOC	Analytical Method: SM 5310C								
Total Organic Carbon	**6.3**	mg/L	1.0	0.46	1		10/13/15 22:55	7440-44-0	M1

REPORT OF LABORATORY ANALYSIS

This report shall not be reproduced, except in full,
without the written consent of Pace Analytical Services, Inc..

Pace Analytical Services, Inc.
9608 Loiret Blvd.
Lenexa, KS 66219
(913)599-5665

ANALYTICAL RESULTS

Project: FORT SMITH AR
Pace Project No.: 60204563

Sample: MW-22-201510 **Lab ID: 60204563002** Collected: 10/07/15 10:35 Received: 10/08/15 10:45 Matrix: Water

Parameters	Results	Units	Report Limit	MDL	DF	Prepared	Analyzed	CAS No.	Qual
Alcohol by Direct Inject GCFID	Analytical Method: EPA 8015 - Alcohol								
2-Chloroethanol	ND	ug/L	10000	1980	1		10/13/15 16:08	107-07-3	
6010 MET ICP	Analytical Method: EPA 6010 Preparation Method: EPA 3010								
Iron	**24.5J**	ug/L	50.0	9.0	1	10/08/15 15:45	10/09/15 16:31	7439-89-6	
Manganese	**90.6**	ug/L	5.0	2.4	1	10/08/15 15:45	10/09/15 16:31	7439-96-5	
8260 MSV	Analytical Method: EPA 5030B/8260								
Acetone	ND	ug/L	10.0	1.9	1		10/09/15 11:43	67-64-1	
Benzene	ND	ug/L	1.0	0.060	1		10/09/15 11:43	71-43-2	
Bromodichloromethane	ND	ug/L	1.0	0.19	1		10/09/15 11:43	75-27-4	
Bromoform	ND	ug/L	1.0	0.070	1		10/09/15 11:43	75-25-2	
Bromomethane	ND	ug/L	5.0	0.16	1		10/09/15 11:43	74-83-9	
2-Butanone (MEK)	ND	ug/L	10.0	0.59	1		10/09/15 11:43	78-93-3	
Carbon disulfide	ND	ug/L	5.0	0.12	1		10/09/15 11:43	75-15-0	
Carbon tetrachloride	ND	ug/L	1.0	0.18	1		10/09/15 11:43	56-23-5	
Chlorobenzene	ND	ug/L	1.0	0.21	1		10/09/15 11:43	108-90-7	
Chloroethane	ND	ug/L	1.0	0.15	1		10/09/15 11:43	75-00-3	
Chloroform	ND	ug/L	1.0	0.14	1		10/09/15 11:43	67-66-3	
Chloromethane	**0.18J**	ug/L	1.0	0.080	1		10/09/15 11:43	74-87-3	
Dibromochloromethane	ND	ug/L	1.0	0.21	1		10/09/15 11:43	124-48-1	
1,1-Dichloroethane	ND	ug/L	1.0	0.050	1		10/09/15 11:43	75-34-3	
1,2-Dichloroethane	ND	ug/L	1.0	0.12	1		10/09/15 11:43	107-06-2	
1,1-Dichloroethene	ND	ug/L	1.0	0.20	1		10/09/15 11:43	75-35-4	
cis-1,2-Dichloroethene	ND	ug/L	1.0	0.080	1		10/09/15 11:43	156-59-2	
trans-1,2-Dichloroethene	ND	ug/L	1.0	0.20	1		10/09/15 11:43	156-60-5	
1,2-Dichloropropane	ND	ug/L	1.0	0.16	1		10/09/15 11:43	78-87-5	
cis-1,3-Dichloropropene	ND	ug/L	1.0	0.14	1		10/09/15 11:43	10061-01-5	
trans-1,3-Dichloropropene	ND	ug/L	1.0	0.12	1		10/09/15 11:43	10061-02-6	
Ethylbenzene	ND	ug/L	1.0	0.18	1		10/09/15 11:43	100-41-4	
2-Hexanone	ND	ug/L	10.0	1.2	1		10/09/15 11:43	591-78-6	
Methylene chloride	ND	ug/L	1.0	0.15	1		10/09/15 11:43	75-09-2	
4-Methyl-2-pentanone (MIBK)	ND	ug/L	10.0	0.42	1		10/09/15 11:43	108-10-1	
Styrene	ND	ug/L	1.0	0.12	1		10/09/15 11:43	100-42-5	
1,1,2,2-Tetrachloroethane	ND	ug/L	1.0	0.15	1		10/09/15 11:43	79-34-5	
Tetrachloroethene	ND	ug/L	1.0	0.10	1		10/09/15 11:43	127-18-4	
Toluene	ND	ug/L	1.0	0.17	1		10/09/15 11:43	108-88-3	
1,1,1-Trichloroethane	ND	ug/L	1.0	0.11	1		10/09/15 11:43	71-55-6	
1,1,2-Trichloroethane	ND	ug/L	1.0	0.20	1		10/09/15 11:43	79-00-5	
Trichloroethene	ND	ug/L	1.0	0.17	1		10/09/15 11:43	79-01-6	
Vinyl chloride	ND	ug/L	1.0	0.13	1		10/09/15 11:43	75-01-4	
Xylene (Total)	ND	ug/L	3.0	0.42	1		10/09/15 11:43	1330-20-7	
Surrogates									
4-Bromofluorobenzene (S)	100	%	80-120		1		10/09/15 11:43	460-00-4	
1,2-Dichloroethane-d4 (S)	100	%	80-120		1		10/09/15 11:43	17060-07-0	
Toluene-d8 (S)	103	%	80-120		1		10/09/15 11:43	2037-26-5	
Preservation pH	**1.0**		0.10	0.10	1		10/09/15 11:43		

REPORT OF LABORATORY ANALYSIS

This report shall not be reproduced, except in full,
without the written consent of Pace Analytical Services, Inc..

Pace Analytical Services, Inc.
9608 Loiret Blvd.
Lenexa, KS 66219
(913)599-5665

ANALYTICAL RESULTS

Project: FORT SMITH AR
Pace Project No.: 60204563

Sample: MW-22-201510 **Lab ID: 60204563002** Collected: 10/07/15 10:35 Received: 10/08/15 10:45 Matrix: Water

Parameters	Results	Units	Report Limit	MDL	DF	Prepared	Analyzed	CAS No.	Qual
2320B Alkalinity	Analytical Method: SM 2320B								
Alkalinity,Bicarbonate (CaCO3)	**46.3**	mg/L	20.0	2.0	1		10/09/15 18:41		
Alkalinity, Carbonate (CaCO3)	ND	mg/L	20.0	2.0	1		10/09/15 18:41		
Alkalinity, Total as CaCO3	**46.3**	mg/L	20.0	2.0	1		10/09/15 18:41		
Iron, Ferric (Calculation)	Analytical Method: SM 3500-Fe B#4								
Iron, Ferric	ND	mg/L	0.20		1		10/15/15 00:00	7439-89-6	
4500H+ pH, Electrometric	Analytical Method: SM 4500-H+B								
pH at 25 Degrees C	**5.7**	Std. Units	0.10	0.10	1		10/15/15 00:00		H6
4500S2D Sulfide, Total	Analytical Method: SM 4500-S-2 D								
Sulfide, Total	ND	mg/L	0.050	0.012	1		10/13/15 07:49	18496-25-8	
300.0 IC Anions 28 Days	Analytical Method: EPA 300.0								
Chloride	**13.1**	mg/L	1.0	0.50	1		10/13/15 13:12	16887-00-6	
Sulfate	**8.9**	mg/L	1.0	0.24	1		10/13/15 13:12	14808-79-8	
350.1 Ammonia	Analytical Method: EPA 350.1								
Nitrogen, Ammonia	ND	mg/L	0.10	0.046	1		10/14/15 13:14	7664-41-7	
353.2 Nitrogen, NO2/NO3 unpres	Analytical Method: EPA 353.2								
Nitrogen, Nitrate	ND	mg/L	0.10	0.014	1		10/08/15 15:39		
Nitrogen, Nitrite	ND	mg/L	0.10	0.023	1		10/08/15 15:39		
Nitrogen, NO2 plus NO3	ND	mg/L	0.10	0.014	1		10/08/15 15:39		
365.4 Total Phosphorus	Analytical Method: EPA 365.4								
Phosphorus as PO4	ND	mg/L	0.31		1		10/15/15 11:51		
Total Carbon Dioxide Calc	Analytical Method: SM 4500-CO2 D								
Carbon Dioxide Calculation	**230**	mg/L	20.0	20.0	1		10/16/15 00:00		
5310C TOC	Analytical Method: SM 5310C								
Total Organic Carbon	**0.91J**	mg/L	1.0	0.46	1		10/13/15 23:46	7440-44-0	

REPORT OF LABORATORY ANALYSIS

This report shall not be reproduced, except in full,
without the written consent of Pace Analytical Services, Inc..

Pace Analytical Services, Inc.
9608 Loiret Blvd.
Lenexa, KS 66219
(913)599-5665

ANALYTICAL RESULTS

Project: FORT SMITH AR
Pace Project No.: 60204563

Sample: MW-88-201510 **Lab ID: 60204563003** Collected: 10/07/15 12:30 Received: 10/08/15 10:45 Matrix: Water

Parameters	Results	Units	Report Limit	MDL	DF	Prepared	Analyzed	CAS No.	Qual
Alcohol by Direct Inject GCFID	Analytical Method: EPA 8015 - Alcohol								
2-Chloroethanol	ND	ug/L	10000	1980	1		10/13/15 16:19	107-07-3	
6010 MET ICP	Analytical Method: EPA 6010 Preparation Method: EPA 3010								
Iron	**1680**	ug/L	50.0	9.0	1	10/08/15 15:45	10/09/15 16:37	7439-89-6	
Manganese	**477**	ug/L	5.0	2.4	1	10/08/15 15:45	10/09/15 16:37	7439-96-5	
8260 MSV	Analytical Method: EPA 5030B/8260								
Acetone	ND	ug/L	10.0	1.9	1		10/09/15 11:57	67-64-1	
Benzene	ND	ug/L	1.0	0.060	1		10/09/15 11:57	71-43-2	
Bromodichloromethane	ND	ug/L	1.0	0.19	1		10/09/15 11:57	75-27-4	
Bromoform	ND	ug/L	1.0	0.070	1		10/09/15 11:57	75-25-2	
Bromomethane	ND	ug/L	5.0	0.16	1		10/09/15 11:57	74-83-9	
2-Butanone (MEK)	ND	ug/L	10.0	0.59	1		10/09/15 11:57	78-93-3	
Carbon disulfide	ND	ug/L	5.0	0.12	1		10/09/15 11:57	75-15-0	
Carbon tetrachloride	ND	ug/L	1.0	0.18	1		10/09/15 11:57	56-23-5	
Chlorobenzene	ND	ug/L	1.0	0.21	1		10/09/15 11:57	108-90-7	
Chloroethane	ND	ug/L	1.0	0.15	1		10/09/15 11:57	75-00-3	
Chloroform	ND	ug/L	1.0	0.14	1		10/09/15 11:57	67-66-3	
Chloromethane	**0.19J**	ug/L	1.0	0.080	1		10/09/15 11:57	74-87-3	
Dibromochloromethane	ND	ug/L	1.0	0.21	1		10/09/15 11:57	124-48-1	
1,1-Dichloroethane	ND	ug/L	1.0	0.050	1		10/09/15 11:57	75-34-3	
1,2-Dichloroethane	ND	ug/L	1.0	0.12	1		10/09/15 11:57	107-06-2	
1,1-Dichloroethene	ND	ug/L	1.0	0.20	1		10/09/15 11:57	75-35-4	
cis-1,2-Dichloroethene	ND	ug/L	1.0	0.080	1		10/09/15 11:57	156-59-2	
trans-1,2-Dichloroethene	ND	ug/L	1.0	0.20	1		10/09/15 11:57	156-60-5	
1,2-Dichloropropane	ND	ug/L	1.0	0.16	1		10/09/15 11:57	78-87-5	
cis-1,3-Dichloropropene	ND	ug/L	1.0	0.14	1		10/09/15 11:57	10061-01-5	
trans-1,3-Dichloropropene	ND	ug/L	1.0	0.12	1		10/09/15 11:57	10061-02-6	
Ethylbenzene	ND	ug/L	1.0	0.18	1		10/09/15 11:57	100-41-4	
2-Hexanone	ND	ug/L	10.0	1.2	1		10/09/15 11:57	591-78-6	
Methylene chloride	ND	ug/L	1.0	0.15	1		10/09/15 11:57	75-09-2	
4-Methyl-2-pentanone (MIBK)	ND	ug/L	10.0	0.42	1		10/09/15 11:57	108-10-1	
Styrene	ND	ug/L	1.0	0.12	1		10/09/15 11:57	100-42-5	
1,1,2,2-Tetrachloroethane	ND	ug/L	1.0	0.15	1		10/09/15 11:57	79-34-5	
Tetrachloroethene	ND	ug/L	1.0	0.10	1		10/09/15 11:57	127-18-4	
Toluene	ND	ug/L	1.0	0.17	1		10/09/15 11:57	108-88-3	
1,1,1-Trichloroethane	ND	ug/L	1.0	0.11	1		10/09/15 11:57	71-55-6	
1,1,2-Trichloroethane	ND	ug/L	1.0	0.20	1		10/09/15 11:57	79-00-5	
Trichloroethene	ND	ug/L	1.0	0.17	1		10/09/15 11:57	79-01-6	
Vinyl chloride	ND	ug/L	1.0	0.13	1		10/09/15 11:57	75-01-4	
Xylene (Total)	ND	ug/L	3.0	0.42	1		10/09/15 11:57	1330-20-7	
Surrogates									
4-Bromofluorobenzene (S)	95	%	80-120		1		10/09/15 11:57	460-00-4	
1,2-Dichloroethane-d4 (S)	97	%	80-120		1		10/09/15 11:57	17060-07-0	
Toluene-d8 (S)	101	%	80-120		1		10/09/15 11:57	2037-26-5	
Preservation pH	**1.0**		0.10	0.10	1		10/09/15 11:57		

REPORT OF LABORATORY ANALYSIS

This report shall not be reproduced, except in full,
without the written consent of Pace Analytical Services, Inc..

Pace Analytical Services, Inc.
9608 Loiret Blvd.
Lenexa, KS 66219
(913)599-5665

ANALYTICAL RESULTS

Project: FORT SMITH AR
Pace Project No.: 60204563

Sample: MW-88-201510 **Lab ID: 60204563003** Collected: 10/07/15 12:30 Received: 10/08/15 10:45 Matrix: Water

Parameters	Results	Units	Report Limit	MDL	DF	Prepared	Analyzed	CAS No.	Qual
2320B Alkalinity	Analytical Method: SM 2320B								
Alkalinity,Bicarbonate (CaCO3)	**79.7**	mg/L	20.0	2.0	1		10/09/15 18:44		
Alkalinity, Carbonate (CaCO3)	ND	mg/L	20.0	2.0	1		10/09/15 18:44		
Alkalinity, Total as CaCO3	**79.7**	mg/L	20.0	2.0	1		10/09/15 18:44		
Iron, Ferric (Calculation)	Analytical Method: SM 3500-Fe B#4								
Iron, Ferric	**0.75**	mg/L	0.20		1		10/15/15 00:00	7439-89-6	
4500H+ pH, Electrometric	Analytical Method: SM 4500-H+B								
pH at 25 Degrees C	**6.0**	Std. Units	0.10	0.10	1		10/15/15 00:00		H6
4500S2D Sulfide, Total	Analytical Method: SM 4500-S-2 D								
Sulfide, Total	ND	mg/L	0.050	0.012	1		10/13/15 07:49	18496-25-8	
300.0 IC Anions 28 Days	Analytical Method: EPA 300.0								
Chloride	**37.7**	mg/L	5.0	2.5	5		10/13/15 13:43	16887-00-6	
Sulfate	**5.4**	mg/L	1.0	0.24	1		10/13/15 13:27	14808-79-8	
350.1 Ammonia	Analytical Method: EPA 350.1								
Nitrogen, Ammonia	ND	mg/L	0.10	0.046	1		10/14/15 13:16	7664-41-7	
353.2 Nitrogen, NO2/NO3 unpres	Analytical Method: EPA 353.2								
Nitrogen, Nitrate	ND	mg/L	0.10	0.014	1		10/08/15 15:39		
Nitrogen, Nitrite	ND	mg/L	0.10	0.023	1		10/08/15 15:39		
Nitrogen, NO2 plus NO3	ND	mg/L	0.10	0.014	1		10/08/15 15:39		
365.4 Total Phosphorus	Analytical Method: EPA 365.4								
Phosphorus as PO4	ND	mg/L	0.31		1		10/15/15 11:52		
Total Carbon Dioxide Calc	Analytical Method: SM 4500-CO2 D								
Carbon Dioxide Calculation	**226**	mg/L	20.0	20.0	1		10/16/15 00:00		
5310C TOC	Analytical Method: SM 5310C								
Total Organic Carbon	**2.4**	mg/L	1.0	0.46	1		10/14/15 00:12	7440-44-0	

REPORT OF LABORATORY ANALYSIS

This report shall not be reproduced, except in full,
without the written consent of Pace Analytical Services, Inc..

Pace Analytical Services, Inc.
9608 Loiret Blvd.
Lenexa, KS 66219
(913)599-5665

ANALYTICAL RESULTS

Project: FORT SMITH AR
Pace Project No.: 60204563

Sample: MW-39R-201510 **Lab ID: 60204563004** Collected: 10/07/15 09:00 Received: 10/08/15 10:45 Matrix: Water

Parameters	Results	Units	Report Limit	MDL	DF	Prepared	Analyzed	CAS No.	Qual
Alcohol by Direct Inject GCFID	Analytical Method: EPA 8015 - Alcohol								
2-Chloroethanol	ND	ug/L	10000	1980	1		10/13/15 16:30	107-07-3	
6010 MET ICP	Analytical Method: EPA 6010 Preparation Method: EPA 3010								
Iron	**10100**	ug/L	50.0	9.0	1	10/08/15 15:45	10/09/15 16:39	7439-89-6	
Manganese	**3140**	ug/L	5.0	2.4	1	10/08/15 15:45	10/09/15 16:39	7439-96-5	
8260 MSV	Analytical Method: EPA 5030B/8260								
Acetone	ND	ug/L	10.0	1.9	1		10/09/15 12:11	67-64-1	
Benzene	ND	ug/L	1.0	0.060	1		10/09/15 12:11	71-43-2	
Bromodichloromethane	ND	ug/L	1.0	0.19	1		10/09/15 12:11	75-27-4	
Bromoform	ND	ug/L	1.0	0.070	1		10/09/15 12:11	75-25-2	
Bromomethane	ND	ug/L	5.0	0.16	1		10/09/15 12:11	74-83-9	
2-Butanone (MEK)	ND	ug/L	10.0	0.59	1		10/09/15 12:11	78-93-3	
Carbon disulfide	**0.20J**	ug/L	5.0	0.12	1		10/09/15 12:11	75-15-0	
Carbon tetrachloride	ND	ug/L	1.0	0.18	1		10/09/15 12:11	56-23-5	
Chlorobenzene	ND	ug/L	1.0	0.21	1		10/09/15 12:11	108-90-7	
Chloroethane	ND	ug/L	1.0	0.15	1		10/09/15 12:11	75-00-3	
Chloroform	**0.27J**	ug/L	1.0	0.14	1		10/09/15 12:11	67-66-3	
Chloromethane	ND	ug/L	1.0	0.080	1		10/09/15 12:11	74-87-3	
Dibromochloromethane	ND	ug/L	1.0	0.21	1		10/09/15 12:11	124-48-1	
1,1-Dichloroethane	ND	ug/L	1.0	0.050	1		10/09/15 12:11	75-34-3	
1,2-Dichloroethane	ND	ug/L	1.0	0.12	1		10/09/15 12:11	107-06-2	
1,1-Dichloroethene	ND	ug/L	1.0	0.20	1		10/09/15 12:11	75-35-4	
cis-1,2-Dichloroethene	ND	ug/L	1.0	0.080	1		10/09/15 12:11	156-59-2	
trans-1,2-Dichloroethene	ND	ug/L	1.0	0.20	1		10/09/15 12:11	156-60-5	
1,2-Dichloropropane	ND	ug/L	1.0	0.16	1		10/09/15 12:11	78-87-5	
cis-1,3-Dichloropropene	ND	ug/L	1.0	0.14	1		10/09/15 12:11	10061-01-5	
trans-1,3-Dichloropropene	ND	ug/L	1.0	0.12	1		10/09/15 12:11	10061-02-6	
Ethylbenzene	ND	ug/L	1.0	0.18	1		10/09/15 12:11	100-41-4	
2-Hexanone	ND	ug/L	10.0	1.2	1		10/09/15 12:11	591-78-6	
Methylene chloride	ND	ug/L	1.0	0.15	1		10/09/15 12:11	75-09-2	
4-Methyl-2-pentanone (MIBK)	ND	ug/L	10.0	0.42	1		10/09/15 12:11	108-10-1	
Styrene	ND	ug/L	1.0	0.12	1		10/09/15 12:11	100-42-5	
1,1,2,2-Tetrachloroethane	ND	ug/L	1.0	0.15	1		10/09/15 12:11	79-34-5	
Tetrachloroethene	ND	ug/L	1.0	0.10	1		10/09/15 12:11	127-18-4	
Toluene	ND	ug/L	1.0	0.17	1		10/09/15 12:11	108-88-3	
1,1,1-Trichloroethane	ND	ug/L	1.0	0.11	1		10/09/15 12:11	71-55-6	
1,1,2-Trichloroethane	ND	ug/L	1.0	0.20	1		10/09/15 12:11	79-00-5	
Trichloroethene	ND	ug/L	1.0	0.17	1		10/09/15 12:11	79-01-6	
Vinyl chloride	ND	ug/L	1.0	0.13	1		10/09/15 12:11	75-01-4	
Xylene (Total)	ND	ug/L	3.0	0.42	1		10/09/15 12:11	1330-20-7	
Surrogates									
4-Bromofluorobenzene (S)	98	%	80-120		1		10/09/15 12:11	460-00-4	
1,2-Dichloroethane-d4 (S)	97	%	80-120		1		10/09/15 12:11	17060-07-0	
Toluene-d8 (S)	101	%	80-120		1		10/09/15 12:11	2037-26-5	
Preservation pH	**1.0**		0.10	0.10	1		10/09/15 12:11		

REPORT OF LABORATORY ANALYSIS

This report shall not be reproduced, except in full,
without the written consent of Pace Analytical Services, Inc..

Pace Analytical Services, Inc.
9608 Loiret Blvd.
Lenexa, KS 66219
(913)599-5665

ANALYTICAL RESULTS

Project: FORT SMITH AR
Pace Project No.: 60204563

Sample: MW-39R-201510 **Lab ID: 60204563004** Collected: 10/07/15 09:00 Received: 10/08/15 10:45 Matrix: Water

Parameters	Results	Units	Report Limit	MDL	DF	Prepared	Analyzed	CAS No.	Qual
2320B Alkalinity	Analytical Method: SM 2320B								
Alkalinity,Bicarbonate (CaCO3)	**35.6**	mg/L	20.0	2.0	1		10/12/15 10:10		
Alkalinity, Carbonate (CaCO3)	ND	mg/L	20.0	2.0	1		10/12/15 10:10		
Alkalinity, Total as CaCO3	**35.6**	mg/L	20.0	2.0	1		10/12/15 10:10		
Iron, Ferric (Calculation)	Analytical Method: SM 3500-Fe B#4								
Iron, Ferric	**10.1**	mg/L	0.20		1		10/15/15 00:00	7439-89-6	
4500H+ pH, Electrometric	Analytical Method: SM 4500-H+B								
pH at 25 Degrees C	**5.6**	Std. Units	0.10	0.10	1		10/15/15 00:00		H6
4500S2D Sulfide, Total	Analytical Method: SM 4500-S-2 D								
Sulfide, Total	ND	mg/L	0.050	0.012	1		10/13/15 07:50	18496-25-8	
300.0 IC Anions 28 Days	Analytical Method: EPA 300.0								
Chloride	**334**	mg/L	20.0	10.0	20		10/12/15 10:46	16887-00-6	
Sulfate	**3.0**	mg/L	1.0	0.24	1		10/13/15 03:13	14808-79-8	
350.1 Ammonia	Analytical Method: EPA 350.1								
Nitrogen, Ammonia	ND	mg/L	0.10	0.046	1		10/14/15 13:17	7664-41-7	
353.2 Nitrogen, NO2/NO3 unpres	Analytical Method: EPA 353.2								
Nitrogen, Nitrate	**0.063J**	mg/L	0.10	0.014	1		10/08/15 15:43		
Nitrogen, Nitrite	ND	mg/L	0.10	0.023	1		10/08/15 15:43		
Nitrogen, NO2 plus NO3	**0.063J**	mg/L	0.10	0.014	1		10/08/15 15:43		
365.4 Total Phosphorus	Analytical Method: EPA 365.4								
Phosphorus as PO4	ND	mg/L	0.31		1		10/15/15 11:53		
Total Carbon Dioxide Calc	Analytical Method: SM 4500-CO2 D								
Carbon Dioxide Calculation	**202**	mg/L	20.0	20.0	1		10/16/15 00:00		
5310C TOC	Analytical Method: SM 5310C								
Total Organic Carbon	ND	mg/L	1.0	0.46	1		10/14/15 00:25	7440-44-0	

REPORT OF LABORATORY ANALYSIS

This report shall not be reproduced, except in full,
without the written consent of Pace Analytical Services, Inc..

Pace Analytical Services, Inc.
9608 Loiret Blvd.
Lenexa, KS 66219
(913)599-5665

ANALYTICAL RESULTS

Project: FORT SMITH AR
Pace Project No.: 60204563

Sample: TB-13-201510 **Lab ID: 60204563005** Collected: 10/07/15 08:00 Received: 10/08/15 10:45 Matrix: Water

Parameters	Results	Units	Report Limit	MDL	DF	Prepared	Analyzed	CAS No.	Qual
8260 MSV	Analytical Method: EPA 5030B/8260								
Acetone	ND	ug/L	10.0	1.9	1		10/09/15 21:19	67-64-1	
Benzene	ND	ug/L	1.0	0.060	1		10/09/15 21:19	71-43-2	
Bromodichloromethane	ND	ug/L	1.0	0.19	1		10/09/15 21:19	75-27-4	
Bromoform	ND	ug/L	1.0	0.070	1		10/09/15 21:19	75-25-2	
Bromomethane	ND	ug/L	5.0	0.16	1		10/09/15 21:19	74-83-9	
2-Butanone (MEK)	ND	ug/L	10.0	0.59	1		10/09/15 21:19	78-93-3	
Carbon disulfide	ND	ug/L	5.0	0.12	1		10/09/15 21:19	75-15-0	
Carbon tetrachloride	ND	ug/L	1.0	0.18	1		10/09/15 21:19	56-23-5	
Chlorobenzene	ND	ug/L	1.0	0.21	1		10/09/15 21:19	108-90-7	
Chloroethane	ND	ug/L	1.0	0.15	1		10/09/15 21:19	75-00-3	
Chloroform	**0.23J**	ug/L	1.0	0.14	1		10/09/15 21:19	67-66-3	
Chloromethane	ND	ug/L	1.0	0.080	1		10/09/15 21:19	74-87-3	
Dibromochloromethane	ND	ug/L	1.0	0.21	1		10/09/15 21:19	124-48-1	
1,1-Dichloroethane	ND	ug/L	1.0	0.050	1		10/09/15 21:19	75-34-3	
1,2-Dichloroethane	ND	ug/L	1.0	0.12	1		10/09/15 21:19	107-06-2	
1,1-Dichloroethene	ND	ug/L	1.0	0.20	1		10/09/15 21:19	75-35-4	
cis-1,2-Dichloroethene	ND	ug/L	1.0	0.080	1		10/09/15 21:19	156-59-2	
trans-1,2-Dichloroethene	ND	ug/L	1.0	0.20	1		10/09/15 21:19	156-60-5	
1,2-Dichloropropane	ND	ug/L	1.0	0.16	1		10/09/15 21:19	78-87-5	
cis-1,3-Dichloropropene	ND	ug/L	1.0	0.14	1		10/09/15 21:19	10061-01-5	
trans-1,3-Dichloropropene	ND	ug/L	1.0	0.12	1		10/09/15 21:19	10061-02-6	
Ethylbenzene	ND	ug/L	1.0	0.18	1		10/09/15 21:19	100-41-4	
2-Hexanone	ND	ug/L	10.0	1.2	1		10/09/15 21:19	591-78-6	
Methylene chloride	ND	ug/L	1.0	0.15	1		10/09/15 21:19	75-09-2	
4-Methyl-2-pentanone (MIBK)	ND	ug/L	10.0	0.42	1		10/09/15 21:19	108-10-1	
Styrene	ND	ug/L	1.0	0.12	1		10/09/15 21:19	100-42-5	
1,1,2,2-Tetrachloroethane	ND	ug/L	1.0	0.15	1		10/09/15 21:19	79-34-5	
Tetrachloroethene	ND	ug/L	1.0	0.10	1		10/09/15 21:19	127-18-4	
Toluene	ND	ug/L	1.0	0.17	1		10/09/15 21:19	108-88-3	
1,1,1-Trichloroethane	ND	ug/L	1.0	0.11	1		10/09/15 21:19	71-55-6	
1,1,2-Trichloroethane	ND	ug/L	1.0	0.20	1		10/09/15 21:19	79-00-5	
Trichloroethene	ND	ug/L	1.0	0.17	1		10/09/15 21:19	79-01-6	
Vinyl chloride	ND	ug/L	1.0	0.13	1		10/09/15 21:19	75-01-4	
Xylene (Total)	ND	ug/L	3.0	0.42	1		10/09/15 21:19	1330-20-7	
Surrogates									
4-Bromofluorobenzene (S)	96	%	80-120		1		10/09/15 21:19	460-00-4	
1,2-Dichloroethane-d4 (S)	98	%	80-120		1		10/09/15 21:19	17060-07-0	
Toluene-d8 (S)	101	%	80-120		1		10/09/15 21:19	2037-26-5	
Preservation pH	**1.0**		0.10	0.10	1		10/09/15 21:19		

REPORT OF LABORATORY ANALYSIS

This report shall not be reproduced, except in full,
without the written consent of Pace Analytical Services, Inc..

Pace Analytical Services, Inc.
9608 Loiret Blvd.
Lenexa, KS 66219
(913)599-5665

ANALYTICAL RESULTS

Project: FORT SMITH AR
Pace Project No.: 60204563

Sample: ITMW-9-201510 **Lab ID: 60204563006** Collected: 10/07/15 12:59 Received: 10/08/15 10:45 Matrix: Water

Parameters	Results	Units	Report Limit	MDL	DF	Prepared	Analyzed	CAS No.	Qual
Alcohol by Direct Inject GCFID	Analytical Method: EPA 8015 - Alcohol								
2-Chloroethanol	ND	ug/L	10000	1980	1		10/13/15 16:42	107-07-3	
6010 MET ICP	Analytical Method: EPA 6010 Preparation Method: EPA 3010								
Iron	**22.3J**	ug/L	50.0	9.0	1	10/08/15 15:45	10/09/15 16:42	7439-89-6	
Manganese	**249**	ug/L	5.0	2.4	1	10/08/15 15:45	10/09/15 16:42	7439-96-5	
8260 MSV	Analytical Method: EPA 5030B/8260								
Acetone	ND	ug/L	10.0	1.9	1		10/10/15 01:10	67-64-1	
Benzene	ND	ug/L	1.0	0.060	1		10/10/15 01:10	71-43-2	
Bromodichloromethane	ND	ug/L	1.0	0.19	1		10/10/15 01:10	75-27-4	
Bromoform	ND	ug/L	1.0	0.070	1		10/10/15 01:10	75-25-2	
Bromomethane	**0.94J**	ug/L	5.0	0.16	1		10/10/15 01:10	74-83-9	
2-Butanone (MEK)	ND	ug/L	10.0	0.59	1		10/10/15 01:10	78-93-3	
Carbon disulfide	ND	ug/L	5.0	0.12	1		10/10/15 01:10	75-15-0	
Carbon tetrachloride	ND	ug/L	1.0	0.18	1		10/10/15 01:10	56-23-5	
Chlorobenzene	ND	ug/L	1.0	0.21	1		10/10/15 01:10	108-90-7	
Chloroethane	ND	ug/L	1.0	0.15	1		10/10/15 01:10	75-00-3	
Chloroform	**0.16J**	ug/L	1.0	0.14	1		10/10/15 01:10	67-66-3	
Chloromethane	ND	ug/L	1.0	0.080	1		10/10/15 01:10	74-87-3	
Dibromochloromethane	ND	ug/L	1.0	0.21	1		10/10/15 01:10	124-48-1	
1,1-Dichloroethane	**0.24J**	ug/L	1.0	0.050	1		10/10/15 01:10	75-34-3	
1,2-Dichloroethane	ND	ug/L	1.0	0.12	1		10/10/15 01:10	107-06-2	
1,1-Dichloroethene	ND	ug/L	1.0	0.20	1		10/10/15 01:10	75-35-4	
cis-1,2-Dichloroethene	**26.6**	ug/L	1.0	0.080	1		10/10/15 01:10	156-59-2	
trans-1,2-Dichloroethene	ND	ug/L	1.0	0.20	1		10/10/15 01:10	156-60-5	
1,2-Dichloropropane	ND	ug/L	1.0	0.16	1		10/10/15 01:10	78-87-5	
cis-1,3-Dichloropropene	ND	ug/L	1.0	0.14	1		10/10/15 01:10	10061-01-5	
trans-1,3-Dichloropropene	ND	ug/L	1.0	0.12	1		10/10/15 01:10	10061-02-6	
Ethylbenzene	ND	ug/L	1.0	0.18	1		10/10/15 01:10	100-41-4	
2-Hexanone	ND	ug/L	10.0	1.2	1		10/10/15 01:10	591-78-6	
Methylene chloride	ND	ug/L	1.0	0.15	1		10/10/15 01:10	75-09-2	
4-Methyl-2-pentanone (MIBK)	ND	ug/L	10.0	0.42	1		10/10/15 01:10	108-10-1	
Styrene	ND	ug/L	1.0	0.12	1		10/10/15 01:10	100-42-5	
1,1,2,2-Tetrachloroethane	ND	ug/L	1.0	0.15	1		10/10/15 01:10	79-34-5	
Tetrachloroethene	**0.28J**	ug/L	1.0	0.10	1		10/10/15 01:10	127-18-4	
Toluene	ND	ug/L	1.0	0.17	1		10/10/15 01:10	108-88-3	
1,1,1-Trichloroethane	ND	ug/L	1.0	0.11	1		10/10/15 01:10	71-55-6	
1,1,2-Trichloroethane	ND	ug/L	1.0	0.20	1		10/10/15 01:10	79-00-5	
Trichloroethene	**55.6**	ug/L	1.0	0.17	1		10/10/15 01:10	79-01-6	
Vinyl chloride	**1.0**	ug/L	1.0	0.13	1		10/10/15 01:10	75-01-4	
Xylene (Total)	ND	ug/L	3.0	0.42	1		10/10/15 01:10	1330-20-7	
Surrogates									
4-Bromofluorobenzene (S)	95	%	80-120		1		10/10/15 01:10	460-00-4	
1,2-Dichloroethane-d4 (S)	98	%	80-120		1		10/10/15 01:10	17060-07-0	
Toluene-d8 (S)	101	%	80-120		1		10/10/15 01:10	2037-26-5	
Preservation pH	**1.0**		0.10	0.10	1		10/10/15 01:10		

REPORT OF LABORATORY ANALYSIS

This report shall not be reproduced, except in full,
without the written consent of Pace Analytical Services, Inc..

Pace Analytical Services, Inc.
9608 Loiret Blvd.
Lenexa, KS 66219
(913)599-5665

ANALYTICAL RESULTS

Project: FORT SMITH AR
Pace Project No.: 60204563

Sample: ITMW-9-201510 **Lab ID: 60204563006** Collected: 10/07/15 12:59 Received: 10/08/15 10:45 Matrix: Water

Parameters	Results	Units	Report Limit	MDL	DF	Prepared	Analyzed	CAS No.	Qual
2320B Alkalinity	Analytical Method: SM 2320B								
Alkalinity,Bicarbonate (CaCO3)	**98.6**	mg/L	20.0	2.0	1		10/12/15 10:13		
Alkalinity, Carbonate (CaCO3)	ND	mg/L	20.0	2.0	1		10/12/15 10:13		
Alkalinity, Total as CaCO3	**98.6**	mg/L	20.0	2.0	1		10/12/15 10:13		
Iron, Ferric (Calculation)	Analytical Method: SM 3500-Fe B#4								
Iron, Ferric	ND	mg/L	0.20		1		10/15/15 00:00	7439-89-6	
4500H+ pH, Electrometric	Analytical Method: SM 4500-H+B								
pH at 25 Degrees C	**5.9**	Std. Units	0.10	0.10	1		10/15/15 00:00		H6
4500S2D Sulfide, Total	Analytical Method: SM 4500-S-2 D								
Sulfide, Total	ND	mg/L	0.050	0.012	1		10/13/15 07:50	18496-25-8	
300.0 IC Anions 28 Days	Analytical Method: EPA 300.0								
Chloride	**47.5**	mg/L	5.0	2.5	5		10/13/15 03:29	16887-00-6	
Sulfate	**34.1**	mg/L	5.0	1.2	5		10/13/15 03:29	14808-79-8	
350.1 Ammonia	Analytical Method: EPA 350.1								
Nitrogen, Ammonia	ND	mg/L	0.10	0.046	1		10/14/15 13:18	7664-41-7	
353.2 Nitrogen, NO2/NO3 unpres	Analytical Method: EPA 353.2								
Nitrogen, Nitrate	**11.2**	mg/L	0.50	0.070	5		10/08/15 16:29		
Nitrogen, Nitrite	ND	mg/L	0.50	0.12	5		10/08/15 16:29		
Nitrogen, NO2 plus NO3	**11.2**	mg/L	0.50	0.070	5		10/08/15 16:29		
365.4 Total Phosphorus	Analytical Method: EPA 365.4								
Phosphorus as PO4	ND	mg/L	0.31		1		10/15/15 11:54		
Total Carbon Dioxide Calc	Analytical Method: SM 4500-CO2 D								
Carbon Dioxide Calculation	**335**	mg/L	20.0	20.0	1		10/16/15 00:00		
5310C TOC	Analytical Method: SM 5310C								
Total Organic Carbon	**3.5**	mg/L	1.0	0.46	1		10/14/15 00:38	7440-44-0	

REPORT OF LABORATORY ANALYSIS

This report shall not be reproduced, except in full,
without the written consent of Pace Analytical Services, Inc..

Pace Analytical Services, Inc.
9608 Loiret Blvd.
Lenexa, KS 66219
(913)599-5665

ANALYTICAL RESULTS

Project: FORT SMITH AR
Pace Project No.: 60204563

Sample: DUP-09-201510 **Lab ID: 60204563007** Collected: 10/07/15 12:59 Received: 10/08/15 10:45 Matrix: Water

Parameters	Results	Units	Report Limit	MDL	DF	Prepared	Analyzed	CAS No.	Qual
8260 MSV	Analytical Method: EPA 5030B/8260								
Acetone	**2.3J**	ug/L	10.0	1.9	1		10/10/15 00:27	67-64-1	
Benzene	ND	ug/L	1.0	0.060	1		10/10/15 00:27	71-43-2	
Bromodichloromethane	ND	ug/L	1.0	0.19	1		10/10/15 00:27	75-27-4	
Bromoform	ND	ug/L	1.0	0.070	1		10/10/15 00:27	75-25-2	
Bromomethane	**1.1J**	ug/L	5.0	0.16	1		10/10/15 00:27	74-83-9	
2-Butanone (MEK)	ND	ug/L	10.0	0.59	1		10/10/15 00:27	78-93-3	
Carbon disulfide	ND	ug/L	5.0	0.12	1		10/10/15 00:27	75-15-0	
Carbon tetrachloride	ND	ug/L	1.0	0.18	1		10/10/15 00:27	56-23-5	
Chlorobenzene	ND	ug/L	1.0	0.21	1		10/10/15 00:27	108-90-7	
Chloroethane	**0.83J**	ug/L	1.0	0.15	1		10/10/15 00:27	75-00-3	
Chloroform	**0.17J**	ug/L	1.0	0.14	1		10/10/15 00:27	67-66-3	
Chloromethane	ND	ug/L	1.0	0.080	1		10/10/15 00:27	74-87-3	
Dibromochloromethane	ND	ug/L	1.0	0.21	1		10/10/15 00:27	124-48-1	
1,1-Dichloroethane	**0.24J**	ug/L	1.0	0.050	1		10/10/15 00:27	75-34-3	
1,2-Dichloroethane	ND	ug/L	1.0	0.12	1		10/10/15 00:27	107-06-2	
1,1-Dichloroethene	**1.1**	ug/L	1.0	0.20	1		10/10/15 00:27	75-35-4	
cis-1,2-Dichloroethene	**26.8**	ug/L	1.0	0.080	1		10/10/15 00:27	156-59-2	
trans-1,2-Dichloroethene	**0.25J**	ug/L	1.0	0.20	1		10/10/15 00:27	156-60-5	
1,2-Dichloropropane	ND	ug/L	1.0	0.16	1		10/10/15 00:27	78-87-5	
cis-1,3-Dichloropropene	ND	ug/L	1.0	0.14	1		10/10/15 00:27	10061-01-5	
trans-1,3-Dichloropropene	ND	ug/L	1.0	0.12	1		10/10/15 00:27	10061-02-6	
Ethylbenzene	ND	ug/L	1.0	0.18	1		10/10/15 00:27	100-41-4	
2-Hexanone	ND	ug/L	10.0	1.2	1		10/10/15 00:27	591-78-6	
Methylene chloride	ND	ug/L	1.0	0.15	1		10/10/15 00:27	75-09-2	
4-Methyl-2-pentanone (MIBK)	ND	ug/L	10.0	0.42	1		10/10/15 00:27	108-10-1	
Styrene	ND	ug/L	1.0	0.12	1		10/10/15 00:27	100-42-5	
1,1,2,2-Tetrachloroethane	ND	ug/L	1.0	0.15	1		10/10/15 00:27	79-34-5	
Tetrachloroethene	**0.29J**	ug/L	1.0	0.10	1		10/10/15 00:27	127-18-4	
Toluene	ND	ug/L	1.0	0.17	1		10/10/15 00:27	108-88-3	
1,1,1-Trichloroethane	ND	ug/L	1.0	0.11	1		10/10/15 00:27	71-55-6	
1,1,2-Trichloroethane	ND	ug/L	1.0	0.20	1		10/10/15 00:27	79-00-5	
Trichloroethene	**55.2**	ug/L	1.0	0.17	1		10/10/15 00:27	79-01-6	
Vinyl chloride	**1.1**	ug/L	1.0	0.13	1		10/10/15 00:27	75-01-4	
Xylene (Total)	ND	ug/L	3.0	0.42	1		10/10/15 00:27	1330-20-7	
Surrogates									
4-Bromofluorobenzene (S)	96	%	80-120		1		10/10/15 00:27	460-00-4	
1,2-Dichloroethane-d4 (S)	97	%	80-120		1		10/10/15 00:27	17060-07-0	
Toluene-d8 (S)	103	%	80-120		1		10/10/15 00:27	2037-26-5	
Preservation pH	**1.0**		0.10	0.10	1		10/10/15 00:27		

REPORT OF LABORATORY ANALYSIS

This report shall not be reproduced, except in full,
without the written consent of Pace Analytical Services, Inc..

Pace Analytical Services, Inc.
9608 Loiret Blvd.
Lenexa, KS 66219
(913)599-5665

ANALYTICAL RESULTS

Project: FORT SMITH AR
Pace Project No.: 60204563

Sample: ITMW-20-201510 **Lab ID: 60204563008** Collected: 10/07/15 13:50 Received: 10/08/15 10:45 Matrix: Water

Parameters	Results	Units	Report Limit	MDL	DF	Prepared	Analyzed	CAS No.	Qual
Alcohol by Direct Inject GCFID	Analytical Method: EPA 8015 - Alcohol								
2-Chloroethanol	ND	ug/L	10000	1980	1		10/12/15 18:41	107-07-3	
6010 MET ICP	Analytical Method: EPA 6010 Preparation Method: EPA 3010								
Iron	**327**	ug/L	50.0	9.0	1	10/08/15 15:45	10/09/15 17:17	7439-89-6	
Manganese	**6.9**	ug/L	5.0	2.4	1	10/08/15 15:45	10/09/15 17:17	7439-96-5	
8260 MSV	Analytical Method: EPA 5030B/8260								
Acetone	ND	ug/L	10.0	1.9	1		10/09/15 22:46	67-64-1	M1
Benzene	ND	ug/L	1.0	0.060	1		10/09/15 22:46	71-43-2	
Bromodichloromethane	ND	ug/L	1.0	0.19	1		10/09/15 22:46	75-27-4	
Bromoform	ND	ug/L	1.0	0.070	1		10/09/15 22:46	75-25-2	
Bromomethane	ND	ug/L	5.0	0.16	1		10/09/15 22:46	74-83-9	R1
2-Butanone (MEK)	ND	ug/L	10.0	0.59	1		10/09/15 22:46	78-93-3	
Carbon disulfide	ND	ug/L	5.0	0.12	1		10/09/15 22:46	75-15-0	
Carbon tetrachloride	ND	ug/L	1.0	0.18	1		10/09/15 22:46	56-23-5	
Chlorobenzene	ND	ug/L	1.0	0.21	1		10/09/15 22:46	108-90-7	
Chloroethane	ND	ug/L	1.0	0.15	1		10/09/15 22:46	75-00-3	
Chloroform	ND	ug/L	1.0	0.14	1		10/09/15 22:46	67-66-3	M1
Chloromethane	**0.10J**	ug/L	1.0	0.080	1		10/09/15 22:46	74-87-3	
Dibromochloromethane	ND	ug/L	1.0	0.21	1		10/09/15 22:46	124-48-1	
1,1-Dichloroethane	ND	ug/L	1.0	0.050	1		10/09/15 22:46	75-34-3	
1,2-Dichloroethane	ND	ug/L	1.0	0.12	1		10/09/15 22:46	107-06-2	
1,1-Dichloroethene	ND	ug/L	1.0	0.20	1		10/09/15 22:46	75-35-4	
cis-1,2-Dichloroethene	ND	ug/L	1.0	0.080	1		10/09/15 22:46	156-59-2	
trans-1,2-Dichloroethene	ND	ug/L	1.0	0.20	1		10/09/15 22:46	156-60-5	
1,2-Dichloropropane	ND	ug/L	1.0	0.16	1		10/09/15 22:46	78-87-5	
cis-1,3-Dichloropropene	ND	ug/L	1.0	0.14	1		10/09/15 22:46	10061-01-5	
trans-1,3-Dichloropropene	ND	ug/L	1.0	0.12	1		10/09/15 22:46	10061-02-6	
Ethylbenzene	ND	ug/L	1.0	0.18	1		10/09/15 22:46	100-41-4	
2-Hexanone	ND	ug/L	10.0	1.2	1		10/09/15 22:46	591-78-6	
Methylene chloride	ND	ug/L	1.0	0.15	1		10/09/15 22:46	75-09-2	
4-Methyl-2-pentanone (MIBK)	ND	ug/L	10.0	0.42	1		10/09/15 22:46	108-10-1	
Styrene	ND	ug/L	1.0	0.12	1		10/09/15 22:46	100-42-5	R1
1,1,2,2-Tetrachloroethane	ND	ug/L	1.0	0.15	1		10/09/15 22:46	79-34-5	
Tetrachloroethene	ND	ug/L	1.0	0.10	1		10/09/15 22:46	127-18-4	
Toluene	ND	ug/L	1.0	0.17	1		10/09/15 22:46	108-88-3	
1,1,1-Trichloroethane	ND	ug/L	1.0	0.11	1		10/09/15 22:46	71-55-6	
1,1,2-Trichloroethane	ND	ug/L	1.0	0.20	1		10/09/15 22:46	79-00-5	
Trichloroethene	ND	ug/L	1.0	0.17	1		10/09/15 22:46	79-01-6	
Vinyl chloride	ND	ug/L	1.0	0.13	1		10/09/15 22:46	75-01-4	
Xylene (Total)	ND	ug/L	3.0	0.42	1		10/09/15 22:46	1330-20-7	
Surrogates									
4-Bromofluorobenzene (S)	98	%	80-120		1		10/09/15 22:46	460-00-4	
1,2-Dichloroethane-d4 (S)	96	%	80-120		1		10/09/15 22:46	17060-07-0	
Toluene-d8 (S)	100	%	80-120		1		10/09/15 22:46	2037-26-5	
Preservation pH	**1.0**		0.10	0.10	1		10/09/15 22:46		

REPORT OF LABORATORY ANALYSIS

This report shall not be reproduced, except in full,
without the written consent of Pace Analytical Services, Inc..

Pace Analytical Services, Inc.
9608 Loiret Blvd.
Lenexa, KS 66219
(913)599-5665

ANALYTICAL RESULTS

Project: FORT SMITH AR
Pace Project No.: 60204563

Sample: ITMW-20-201510 **Lab ID: 60204563008** Collected: 10/07/15 13:50 Received: 10/08/15 10:45 Matrix: Water

Parameters	Results	Units	Report Limit	MDL	DF	Prepared	Analyzed	CAS No.	Qual
2320B Alkalinity	Analytical Method: SM 2320B								
Alkalinity,Bicarbonate (CaCO3)	**63.1**	mg/L	20.0	2.0	1		10/12/15 10:16		
Alkalinity, Carbonate (CaCO3)	ND	mg/L	20.0	2.0	1		10/12/15 10:16		
Alkalinity, Total as CaCO3	**63.1**	mg/L	20.0	2.0	1		10/12/15 10:16		
Iron, Ferric (Calculation)	Analytical Method: SM 3500-Fe B#4								
Iron, Ferric	**0.33**	mg/L	0.20		1		10/15/15 00:00	7439-89-6	
4500H+ pH, Electrometric	Analytical Method: SM 4500-H+B								
pH at 25 Degrees C	**6.0**	Std. Units	0.10	0.10	1		10/15/15 00:00		H6
4500S2D Sulfide, Total	Analytical Method: SM 4500-S-2 D								
Sulfide, Total	ND	mg/L	0.050	0.012	1		10/13/15 07:50	18496-25-8	
300.0 IC Anions 28 Days	Analytical Method: EPA 300.0								
Chloride	**102**	mg/L	20.0	10.0	20		10/12/15 11:18	16887-00-6	
Sulfate	**16.9**	mg/L	2.0	0.47	2		10/13/15 03:45	14808-79-8	
350.1 Ammonia	Analytical Method: EPA 350.1								
Nitrogen, Ammonia	ND	mg/L	0.10	0.046	1		10/14/15 13:19	7664-41-7	M1
353.2 Nitrogen, NO2/NO3 unpres	Analytical Method: EPA 353.2								
Nitrogen, Nitrate	**0.77**	mg/L	0.10	0.014	1		10/08/15 15:59		
Nitrogen, Nitrite	ND	mg/L	0.10	0.023	1		10/08/15 15:59		
Nitrogen, NO2 plus NO3	**0.77**	mg/L	0.10	0.014	1		10/08/15 15:59		
365.4 Total Phosphorus	Analytical Method: EPA 365.4								
Phosphorus as PO4	ND	mg/L	0.31		1		10/15/15 12:00		
Total Carbon Dioxide Calc	Analytical Method: SM 4500-CO2 D								
Carbon Dioxide Calculation	**188**	mg/L	20.0	20.0	1		10/16/15 00:00		
5310C TOC	Analytical Method: SM 5310C								
Total Organic Carbon	ND	mg/L	1.0	0.46	1		10/14/15 11:44	7440-44-0	

REPORT OF LABORATORY ANALYSIS

This report shall not be reproduced, except in full,
without the written consent of Pace Analytical Services, Inc..

Pace Analytical Services, Inc.
9608 Loiret Blvd.
Lenexa, KS 66219
(913)599-5665

ANALYTICAL RESULTS

Project: FORT SMITH AR
Pace Project No.: 60204563

Sample: TB-14-20151 **Lab ID: 60204563009** Collected: 10/07/15 08:00 Received: 10/08/15 10:45 Matrix: Water

Parameters	Results	Units	Report Limit	MDL	DF	Prepared	Analyzed	CAS No.	Qual
8260 MSV	Analytical Method: EPA 5030B/8260								
Acetone	ND	ug/L	10.0	1.9	1		10/09/15 21:34	67-64-1	
Benzene	ND	ug/L	1.0	0.060	1		10/09/15 21:34	71-43-2	
Bromodichloromethane	ND	ug/L	1.0	0.19	1		10/09/15 21:34	75-27-4	
Bromoform	ND	ug/L	1.0	0.070	1		10/09/15 21:34	75-25-2	
Bromomethane	ND	ug/L	5.0	0.16	1		10/09/15 21:34	74-83-9	
2-Butanone (MEK)	ND	ug/L	10.0	0.59	1		10/09/15 21:34	78-93-3	
Carbon disulfide	ND	ug/L	5.0	0.12	1		10/09/15 21:34	75-15-0	
Carbon tetrachloride	ND	ug/L	1.0	0.18	1		10/09/15 21:34	56-23-5	
Chlorobenzene	ND	ug/L	1.0	0.21	1		10/09/15 21:34	108-90-7	
Chloroethane	ND	ug/L	1.0	0.15	1		10/09/15 21:34	75-00-3	
Chloroform	ND	ug/L	1.0	0.14	1		10/09/15 21:34	67-66-3	
Chloromethane	**0.16J**	ug/L	1.0	0.080	1		10/09/15 21:34	74-87-3	
Dibromochloromethane	ND	ug/L	1.0	0.21	1		10/09/15 21:34	124-48-1	
1,1-Dichloroethane	ND	ug/L	1.0	0.050	1		10/09/15 21:34	75-34-3	
1,2-Dichloroethane	ND	ug/L	1.0	0.12	1		10/09/15 21:34	107-06-2	
1,1-Dichloroethene	ND	ug/L	1.0	0.20	1		10/09/15 21:34	75-35-4	
cis-1,2-Dichloroethene	ND	ug/L	1.0	0.080	1		10/09/15 21:34	156-59-2	
trans-1,2-Dichloroethene	ND	ug/L	1.0	0.20	1		10/09/15 21:34	156-60-5	
1,2-Dichloropropane	ND	ug/L	1.0	0.16	1		10/09/15 21:34	78-87-5	
cis-1,3-Dichloropropene	ND	ug/L	1.0	0.14	1		10/09/15 21:34	10061-01-5	
trans-1,3-Dichloropropene	ND	ug/L	1.0	0.12	1		10/09/15 21:34	10061-02-6	
Ethylbenzene	ND	ug/L	1.0	0.18	1		10/09/15 21:34	100-41-4	
2-Hexanone	ND	ug/L	10.0	1.2	1		10/09/15 21:34	591-78-6	
Methylene chloride	ND	ug/L	1.0	0.15	1		10/09/15 21:34	75-09-2	
4-Methyl-2-pentanone (MIBK)	ND	ug/L	10.0	0.42	1		10/09/15 21:34	108-10-1	
Styrene	ND	ug/L	1.0	0.12	1		10/09/15 21:34	100-42-5	
1,1,2,2-Tetrachloroethane	ND	ug/L	1.0	0.15	1		10/09/15 21:34	79-34-5	
Tetrachloroethene	ND	ug/L	1.0	0.10	1		10/09/15 21:34	127-18-4	
Toluene	ND	ug/L	1.0	0.17	1		10/09/15 21:34	108-88-3	
1,1,1-Trichloroethane	ND	ug/L	1.0	0.11	1		10/09/15 21:34	71-55-6	
1,1,2-Trichloroethane	ND	ug/L	1.0	0.20	1		10/09/15 21:34	79-00-5	
Trichloroethene	ND	ug/L	1.0	0.17	1		10/09/15 21:34	79-01-6	
Vinyl chloride	ND	ug/L	1.0	0.13	1		10/09/15 21:34	75-01-4	
Xylene (Total)	ND	ug/L	3.0	0.42	1		10/09/15 21:34	1330-20-7	
Surrogates									
4-Bromofluorobenzene (S)	99	%	80-120		1		10/09/15 21:34	460-00-4	
1,2-Dichloroethane-d4 (S)	97	%	80-120		1		10/09/15 21:34	17060-07-0	
Toluene-d8 (S)	101	%	80-120		1		10/09/15 21:34	2037-26-5	
Preservation pH	**1.0**		0.10	0.10	1		10/09/15 21:34		

REPORT OF LABORATORY ANALYSIS

This report shall not be reproduced, except in full,
without the written consent of Pace Analytical Services, Inc..

Pace Analytical Services, Inc.
9608 Loiret Blvd.
Lenexa, KS 66219
(913)599-5665

ANALYTICAL RESULTS

Project: FORT SMITH AR
Pace Project No.: 60204563

Sample: ITMW-1-201510 **Lab ID: 60204563010** Collected: 10/07/15 13:50 Received: 10/08/15 10:45 Matrix: Water

Parameters	Results	Units	Report Limit	MDL	DF	Prepared	Analyzed	CAS No.	Qual
Alcohol by Direct Inject GCFID	Analytical Method: EPA 8015 - Alcohol								
2-Chloroethanol	ND	ug/L	10000	1980	1		10/13/15 16:53	107-07-3	
6010 MET ICP	Analytical Method: EPA 6010 Preparation Method: EPA 3010								
Iron	**12.2J**	ug/L	50.0	9.0	1	10/08/15 15:45	10/09/15 16:44	7439-89-6	
Manganese	**15.4**	ug/L	5.0	2.4	1	10/08/15 15:45	10/09/15 16:44	7439-96-5	
8260 MSV	Analytical Method: EPA 5030B/8260								
Acetone	ND	ug/L	10.0	1.9	1		10/09/15 23:00	67-64-1	
Benzene	ND	ug/L	1.0	0.060	1		10/09/15 23:00	71-43-2	
Bromodichloromethane	ND	ug/L	1.0	0.19	1		10/09/15 23:00	75-27-4	
Bromoform	ND	ug/L	1.0	0.070	1		10/09/15 23:00	75-25-2	
Bromomethane	ND	ug/L	5.0	0.16	1		10/09/15 23:00	74-83-9	
2-Butanone (MEK)	ND	ug/L	10.0	0.59	1		10/09/15 23:00	78-93-3	
Carbon disulfide	ND	ug/L	5.0	0.12	1		10/09/15 23:00	75-15-0	
Carbon tetrachloride	ND	ug/L	1.0	0.18	1		10/09/15 23:00	56-23-5	
Chlorobenzene	ND	ug/L	1.0	0.21	1		10/09/15 23:00	108-90-7	
Chloroethane	ND	ug/L	1.0	0.15	1		10/09/15 23:00	75-00-3	
Chloroform	ND	ug/L	1.0	0.14	1		10/09/15 23:00	67-66-3	
Chloromethane	**0.15J**	ug/L	1.0	0.080	1		10/09/15 23:00	74-87-3	
Dibromochloromethane	ND	ug/L	1.0	0.21	1		10/09/15 23:00	124-48-1	
1,1-Dichloroethane	**0.55J**	ug/L	1.0	0.050	1		10/09/15 23:00	75-34-3	
1,2-Dichloroethane	ND	ug/L	1.0	0.12	1		10/09/15 23:00	107-06-2	
1,1-Dichloroethene	ND	ug/L	1.0	0.20	1		10/09/15 23:00	75-35-4	
cis-1,2-Dichloroethene	**4.4**	ug/L	1.0	0.080	1		10/09/15 23:00	156-59-2	
trans-1,2-Dichloroethene	ND	ug/L	1.0	0.20	1		10/09/15 23:00	156-60-5	
1,2-Dichloropropane	ND	ug/L	1.0	0.16	1		10/09/15 23:00	78-87-5	
cis-1,3-Dichloropropene	ND	ug/L	1.0	0.14	1		10/09/15 23:00	10061-01-5	
trans-1,3-Dichloropropene	ND	ug/L	1.0	0.12	1		10/09/15 23:00	10061-02-6	
Ethylbenzene	ND	ug/L	1.0	0.18	1		10/09/15 23:00	100-41-4	
2-Hexanone	ND	ug/L	10.0	1.2	1		10/09/15 23:00	591-78-6	
Methylene chloride	ND	ug/L	1.0	0.15	1		10/09/15 23:00	75-09-2	
4-Methyl-2-pentanone (MIBK)	ND	ug/L	10.0	0.42	1		10/09/15 23:00	108-10-1	
Styrene	ND	ug/L	1.0	0.12	1		10/09/15 23:00	100-42-5	
1,1,2,2-Tetrachloroethane	ND	ug/L	1.0	0.15	1		10/09/15 23:00	79-34-5	
Tetrachloroethene	ND	ug/L	1.0	0.10	1		10/09/15 23:00	127-18-4	
Toluene	ND	ug/L	1.0	0.17	1		10/09/15 23:00	108-88-3	
1,1,1-Trichloroethane	ND	ug/L	1.0	0.11	1		10/09/15 23:00	71-55-6	
1,1,2-Trichloroethane	ND	ug/L	1.0	0.20	1		10/09/15 23:00	79-00-5	
Trichloroethene	**7.8**	ug/L	1.0	0.17	1		10/09/15 23:00	79-01-6	
Vinyl chloride	ND	ug/L	1.0	0.13	1		10/09/15 23:00	75-01-4	
Xylene (Total)	ND	ug/L	3.0	0.42	1		10/09/15 23:00	1330-20-7	
Surrogates									
4-Bromofluorobenzene (S)	99	%	80-120		1		10/09/15 23:00	460-00-4	
1,2-Dichloroethane-d4 (S)	96	%	80-120		1		10/09/15 23:00	17060-07-0	
Toluene-d8 (S)	103	%	80-120		1		10/09/15 23:00	2037-26-5	
Preservation pH	**1.0**		0.10	0.10	1		10/09/15 23:00		

REPORT OF LABORATORY ANALYSIS

This report shall not be reproduced, except in full,
without the written consent of Pace Analytical Services, Inc..

Pace Analytical Services, Inc.
9608 Loiret Blvd.
Lenexa, KS 66219
(913)599-5665

ANALYTICAL RESULTS

Project: FORT SMITH AR
Pace Project No.: 60204563

Sample: ITMW-1-201510 **Lab ID: 60204563010** Collected: 10/07/15 13:50 Received: 10/08/15 10:45 Matrix: Water

Parameters	Results	Units	Report Limit	MDL	DF	Prepared	Analyzed	CAS No.	Qual
2320B Alkalinity	Analytical Method: SM 2320B								
Alkalinity,Bicarbonate (CaCO3)	**67.6**	mg/L	20.0	2.0	1		10/12/15 10:24		
Alkalinity, Carbonate (CaCO3)	ND	mg/L	20.0	2.0	1		10/12/15 10:24		
Alkalinity, Total as CaCO3	**67.6**	mg/L	20.0	2.0	1		10/12/15 10:24		
Iron, Ferric (Calculation)	Analytical Method: SM 3500-Fe B#4								
Iron, Ferric	ND	mg/L	0.20		1		10/15/15 00:00	7439-89-6	
4500H+ pH, Electrometric	Analytical Method: SM 4500-H+B								
pH at 25 Degrees C	**6.0**	Std. Units	0.10	0.10	1		10/15/15 00:00		H6
4500S2D Sulfide, Total	Analytical Method: SM 4500-S-2 D								
Sulfide, Total	ND	mg/L	0.050	0.012	1		10/13/15 07:51	18496-25-8	
300.0 IC Anions 28 Days	Analytical Method: EPA 300.0								
Chloride	**81.5**	mg/L	10.0	5.0	10		10/13/15 05:22	16887-00-6	
Sulfate	**22.1**	mg/L	2.0	0.47	2		10/13/15 05:06	14808-79-8	
350.1 Ammonia	Analytical Method: EPA 350.1								
Nitrogen, Ammonia	ND	mg/L	0.10	0.046	1		10/14/15 13:21	7664-41-7	
353.2 Nitrogen, NO2/NO3 unpres	Analytical Method: EPA 353.2								
Nitrogen, Nitrate	**0.81**	mg/L	0.10	0.014	1		10/08/15 16:19		
Nitrogen, Nitrite	ND	mg/L	0.10	0.023	1		10/08/15 16:19		
Nitrogen, NO2 plus NO3	**0.81**	mg/L	0.10	0.014	1		10/08/15 16:19		
365.4 Total Phosphorus	Analytical Method: EPA 365.4								
Phosphorus as PO4	ND	mg/L	0.31		1		10/15/15 12:02		
Total Carbon Dioxide Calc	Analytical Method: SM 4500-CO2 D								
Carbon Dioxide Calculation	**211**	mg/L	20.0	20.0	1		10/16/15 00:00		
5310C TOC	Analytical Method: SM 5310C								
Total Organic Carbon	**0.51J**	mg/L	1.0	0.46	1		10/14/15 00:51	7440-44-0	

REPORT OF LABORATORY ANALYSIS

This report shall not be reproduced, except in full,
without the written consent of Pace Analytical Services, Inc..

Pace Analytical Services, Inc.
9608 Loiret Blvd.
Lenexa, KS 66219
(913)599-5665

ANALYTICAL RESULTS

Project: FORT SMITH AR
Pace Project No.: 60204563

Sample: MW-87-201510 **Lab ID: 60204563011** Collected: 10/07/15 15:37 Received: 10/08/15 10:45 Matrix: Water

Parameters	Results	Units	Report Limit	MDL	DF	Prepared	Analyzed	CAS No.	Qual
Alcohol by Direct Inject GCFID	Analytical Method: EPA 8015 - Alcohol								
2-Chloroethanol	ND	ug/L	10000	1980	1		10/13/15 17:04	107-07-3	
6010 MET ICP	Analytical Method: EPA 6010 Preparation Method: EPA 3010								
Iron	**128**	ug/L	50.0	9.0	1	10/08/15 15:45	10/09/15 16:46	7439-89-6	
Manganese	**28.7**	ug/L	5.0	2.4	1	10/08/15 15:45	10/09/15 16:46	7439-96-5	
8260 MSV	Analytical Method: EPA 5030B/8260								
Acetone	ND	ug/L	10.0	1.9	1		10/10/15 01:24	67-64-1	
Benzene	**0.11J**	ug/L	1.0	0.060	1		10/10/15 01:24	71-43-2	
Bromodichloromethane	ND	ug/L	1.0	0.19	1		10/10/15 01:24	75-27-4	
Bromoform	ND	ug/L	1.0	0.070	1		10/10/15 01:24	75-25-2	
Bromomethane	ND	ug/L	5.0	0.16	1		10/10/15 01:24	74-83-9	
2-Butanone (MEK)	ND	ug/L	10.0	0.59	1		10/10/15 01:24	78-93-3	
Carbon disulfide	ND	ug/L	5.0	0.12	1		10/10/15 01:24	75-15-0	
Carbon tetrachloride	ND	ug/L	1.0	0.18	1		10/10/15 01:24	56-23-5	
Chlorobenzene	ND	ug/L	1.0	0.21	1		10/10/15 01:24	108-90-7	
Chloroethane	ND	ug/L	1.0	0.15	1		10/10/15 01:24	75-00-3	
Chloroform	**0.31J**	ug/L	1.0	0.14	1		10/10/15 01:24	67-66-3	
Chloromethane	**0.13J**	ug/L	1.0	0.080	1		10/10/15 01:24	74-87-3	
Dibromochloromethane	ND	ug/L	1.0	0.21	1		10/10/15 01:24	124-48-1	
1,1-Dichloroethane	**2.4**	ug/L	1.0	0.050	1		10/10/15 01:24	75-34-3	
1,2-Dichloroethane	ND	ug/L	1.0	0.12	1		10/10/15 01:24	107-06-2	
1,1-Dichloroethene	**7.2**	ug/L	1.0	0.20	1		10/10/15 01:24	75-35-4	
cis-1,2-Dichloroethene	**54.5**	ug/L	1.0	0.080	1		10/10/15 01:24	156-59-2	
trans-1,2-Dichloroethene	**0.77J**	ug/L	1.0	0.20	1		10/10/15 01:24	156-60-5	
1,2-Dichloropropane	ND	ug/L	1.0	0.16	1		10/10/15 01:24	78-87-5	
cis-1,3-Dichloropropene	ND	ug/L	1.0	0.14	1		10/10/15 01:24	10061-01-5	
trans-1,3-Dichloropropene	ND	ug/L	1.0	0.12	1		10/10/15 01:24	10061-02-6	
Ethylbenzene	ND	ug/L	1.0	0.18	1		10/10/15 01:24	100-41-4	
2-Hexanone	ND	ug/L	10.0	1.2	1		10/10/15 01:24	591-78-6	
Methylene chloride	ND	ug/L	1.0	0.15	1		10/10/15 01:24	75-09-2	
4-Methyl-2-pentanone (MIBK)	ND	ug/L	10.0	0.42	1		10/10/15 01:24	108-10-1	
Styrene	ND	ug/L	1.0	0.12	1		10/10/15 01:24	100-42-5	
1,1,2,2-Tetrachloroethane	ND	ug/L	1.0	0.15	1		10/10/15 01:24	79-34-5	
Tetrachloroethene	**3.5**	ug/L	1.0	0.10	1		10/10/15 01:24	127-18-4	
Toluene	ND	ug/L	1.0	0.17	1		10/10/15 01:24	108-88-3	
1,1,1-Trichloroethane	ND	ug/L	1.0	0.11	1		10/10/15 01:24	71-55-6	
1,1,2-Trichloroethane	ND	ug/L	1.0	0.20	1		10/10/15 01:24	79-00-5	
Trichloroethene	**708**	ug/L	10.0	1.7	10		10/10/15 01:39	79-01-6	
Vinyl chloride	**0.31J**	ug/L	1.0	0.13	1		10/10/15 01:24	75-01-4	
Xylene (Total)	ND	ug/L	3.0	0.42	1		10/10/15 01:24	1330-20-7	
Surrogates									
4-Bromofluorobenzene (S)	95	%	80-120		1		10/10/15 01:24	460-00-4	
1,2-Dichloroethane-d4 (S)	98	%	80-120		1		10/10/15 01:24	17060-07-0	
Toluene-d8 (S)	102	%	80-120		1		10/10/15 01:24	2037-26-5	
Preservation pH	**1.0**		0.10	0.10	1		10/10/15 01:24		

REPORT OF LABORATORY ANALYSIS

This report shall not be reproduced, except in full,
without the written consent of Pace Analytical Services, Inc..

Pace Analytical Services, Inc.
9608 Loiret Blvd.
Lenexa, KS 66219
(913)599-5665

ANALYTICAL RESULTS

Project: FORT SMITH AR
Pace Project No.: 60204563

Sample: MW-87-201510 **Lab ID: 60204563011** Collected: 10/07/15 15:37 Received: 10/08/15 10:45 Matrix: Water

Parameters	Results	Units	Report Limit	MDL	DF	Prepared	Analyzed	CAS No.	Qual
2320B Alkalinity	Analytical Method: SM 2320B								
Alkalinity,Bicarbonate (CaCO3)	**54.7**	mg/L	20.0	2.0	1		10/12/15 10:27		
Alkalinity, Carbonate (CaCO3)	ND	mg/L	20.0	2.0	1		10/12/15 10:27		
Alkalinity, Total as CaCO3	**54.7**	mg/L	20.0	2.0	1		10/12/15 10:27		
Iron, Ferric (Calculation)	Analytical Method: SM 3500-Fe B#4								
Iron, Ferric	ND	mg/L	0.20		1		10/15/15 00:00	7439-89-6	
4500H+ pH, Electrometric	Analytical Method: SM 4500-H+B								
pH at 25 Degrees C	**5.8**	Std. Units	0.10	0.10	1		10/15/15 00:00		H6
4500S2D Sulfide, Total	Analytical Method: SM 4500-S-2 D								
Sulfide, Total	ND	mg/L	0.050	0.012	1		10/13/15 07:51	18496-25-8	
300.0 IC Anions 28 Days	Analytical Method: EPA 300.0								
Chloride	**61.0**	mg/L	5.0	2.5	5		10/13/15 05:54	16887-00-6	
Sulfate	**12.6**	mg/L	1.0	0.24	1		10/13/15 05:38	14808-79-8	
350.1 Ammonia	Analytical Method: EPA 350.1								
Nitrogen, Ammonia	ND	mg/L	0.10	0.046	1		10/14/15 13:24	7664-41-7	
353.2 Nitrogen, NO2/NO3 unpres	Analytical Method: EPA 353.2								
Nitrogen, Nitrate	**3.8**	mg/L	0.10	0.014	1		10/08/15 15:45		
Nitrogen, Nitrite	ND	mg/L	0.10	0.023	1		10/08/15 15:45		
Nitrogen, NO2 plus NO3	**3.8**	mg/L	0.10	0.014	1		10/08/15 15:45		
365.4 Total Phosphorus	Analytical Method: EPA 365.4								
Phosphorus as PO4	ND	mg/L	0.31		1		10/15/15 12:05		
Total Carbon Dioxide Calc	Analytical Method: SM 4500-CO2 D								
Carbon Dioxide Calculation	**234**	mg/L	20.0	20.0	1		10/16/15 00:00		
5310C TOC	Analytical Method: SM 5310C								
Total Organic Carbon	**0.62J**	mg/L	1.0	0.46	1		10/14/15 01:04	7440-44-0	

REPORT OF LABORATORY ANALYSIS

This report shall not be reproduced, except in full,
without the written consent of Pace Analytical Services, Inc..

Pace Analytical Services, Inc.
9608 Loiret Blvd.
Lenexa, KS 66219
(913)599-5665

ANALYTICAL RESULTS

Project: FORT SMITH AR
Pace Project No.: 60204563

Sample: MW-91-201510 **Lab ID: 60204563012** Collected: 10/07/15 16:43 Received: 10/08/15 10:45 Matrix: Water

Parameters	Results	Units	Report Limit	MDL	DF	Prepared	Analyzed	CAS No.	Qual
Alcohol by Direct Inject GCFID	Analytical Method: EPA 8015 - Alcohol								
2-Chloroethanol	ND	ug/L	10000	1980	1		10/13/15 17:15	107-07-3	
6010 MET ICP	Analytical Method: EPA 6010 Preparation Method: EPA 3010								
Iron	**148**	ug/L	50.0	9.0	1	10/08/15 15:45	10/09/15 16:48	7439-89-6	
Manganese	**241**	ug/L	5.0	2.4	1	10/08/15 15:45	10/09/15 16:48	7439-96-5	
8260 MSV	Analytical Method: EPA 5030B/8260								
Acetone	ND	ug/L	10.0	1.9	1		10/10/15 01:53	67-64-1	
Benzene	ND	ug/L	1.0	0.060	1		10/10/15 01:53	71-43-2	
Bromodichloromethane	ND	ug/L	1.0	0.19	1		10/10/15 01:53	75-27-4	
Bromoform	ND	ug/L	1.0	0.070	1		10/10/15 01:53	75-25-2	
Bromomethane	ND	ug/L	5.0	0.16	1		10/10/15 01:53	74-83-9	
2-Butanone (MEK)	ND	ug/L	10.0	0.59	1		10/10/15 01:53	78-93-3	
Carbon disulfide	ND	ug/L	5.0	0.12	1		10/10/15 01:53	75-15-0	
Carbon tetrachloride	ND	ug/L	1.0	0.18	1		10/10/15 01:53	56-23-5	
Chlorobenzene	ND	ug/L	1.0	0.21	1		10/10/15 01:53	108-90-7	
Chloroethane	ND	ug/L	1.0	0.15	1		10/10/15 01:53	75-00-3	
Chloroform	**0.21J**	ug/L	1.0	0.14	1		10/10/15 01:53	67-66-3	
Chloromethane	**0.19J**	ug/L	1.0	0.080	1		10/10/15 01:53	74-87-3	
Dibromochloromethane	ND	ug/L	1.0	0.21	1		10/10/15 01:53	124-48-1	
1,1-Dichloroethane	**1.3**	ug/L	1.0	0.050	1		10/10/15 01:53	75-34-3	
1,2-Dichloroethane	ND	ug/L	1.0	0.12	1		10/10/15 01:53	107-06-2	
1,1-Dichloroethene	**4.1**	ug/L	1.0	0.20	1		10/10/15 01:53	75-35-4	
cis-1,2-Dichloroethene	**35.2**	ug/L	1.0	0.080	1		10/10/15 01:53	156-59-2	
trans-1,2-Dichloroethene	**0.42J**	ug/L	1.0	0.20	1		10/10/15 01:53	156-60-5	
1,2-Dichloropropane	ND	ug/L	1.0	0.16	1		10/10/15 01:53	78-87-5	
cis-1,3-Dichloropropene	ND	ug/L	1.0	0.14	1		10/10/15 01:53	10061-01-5	
trans-1,3-Dichloropropene	ND	ug/L	1.0	0.12	1		10/10/15 01:53	10061-02-6	
Ethylbenzene	ND	ug/L	1.0	0.18	1		10/10/15 01:53	100-41-4	
2-Hexanone	ND	ug/L	10.0	1.2	1		10/10/15 01:53	591-78-6	
Methylene chloride	ND	ug/L	1.0	0.15	1		10/10/15 01:53	75-09-2	
4-Methyl-2-pentanone (MIBK)	ND	ug/L	10.0	0.42	1		10/10/15 01:53	108-10-1	
Styrene	ND	ug/L	1.0	0.12	1		10/10/15 01:53	100-42-5	
1,1,2,2-Tetrachloroethane	ND	ug/L	1.0	0.15	1		10/10/15 01:53	79-34-5	
Tetrachloroethene	**1.5**	ug/L	1.0	0.10	1		10/10/15 01:53	127-18-4	
Toluene	ND	ug/L	1.0	0.17	1		10/10/15 01:53	108-88-3	
1,1,1-Trichloroethane	ND	ug/L	1.0	0.11	1		10/10/15 01:53	71-55-6	
1,1,2-Trichloroethane	ND	ug/L	1.0	0.20	1		10/10/15 01:53	79-00-5	
Trichloroethene	**405**	ug/L	5.0	0.85	5		10/10/15 02:08	79-01-6	
Vinyl chloride	**0.17J**	ug/L	1.0	0.13	1		10/10/15 01:53	75-01-4	
Xylene (Total)	ND	ug/L	3.0	0.42	1		10/10/15 01:53	1330-20-7	
Surrogates									
4-Bromofluorobenzene (S)	97	%	80-120		1		10/10/15 01:53	460-00-4	
1,2-Dichloroethane-d4 (S)	98	%	80-120		1		10/10/15 01:53	17060-07-0	
Toluene-d8 (S)	101	%	80-120		1		10/10/15 01:53	2037-26-5	
Preservation pH	**1.0**		0.10	0.10	1		10/10/15 01:53		

REPORT OF LABORATORY ANALYSIS

This report shall not be reproduced, except in full,
without the written consent of Pace Analytical Services, Inc..

Pace Analytical Services, Inc.
9608 Loiret Blvd.
Lenexa, KS 66219
(913)599-5665

ANALYTICAL RESULTS

Project: FORT SMITH AR
Pace Project No.: 60204563

Sample: MW-91-201510 **Lab ID: 60204563012** Collected: 10/07/15 16:43 Received: 10/08/15 10:45 Matrix: Water

Parameters	Results	Units	Report Limit	MDL	DF	Prepared	Analyzed	CAS No.	Qual
2320B Alkalinity	Analytical Method: SM 2320B								
Alkalinity,Bicarbonate (CaCO3)	**103**	mg/L	20.0	2.0	1		10/12/15 10:30		
Alkalinity, Carbonate (CaCO3)	ND	mg/L	20.0	2.0	1		10/12/15 10:30		
Alkalinity, Total as CaCO3	**103**	mg/L	20.0	2.0	1		10/12/15 10:30		
Iron, Ferric (Calculation)	Analytical Method: SM 3500-Fe B#4								
Iron, Ferric	ND	mg/L	0.20		1		10/15/15 00:00	7439-89-6	
4500H+ pH, Electrometric	Analytical Method: SM 4500-H+B								
pH at 25 Degrees C	**5.8**	Std. Units	0.10	0.10	1		10/15/15 00:00		H6
4500S2D Sulfide, Total	Analytical Method: SM 4500-S-2 D								
Sulfide, Total	ND	mg/L	0.050	0.012	1		10/13/15 07:51	18496-25-8	
300.0 IC Anions 28 Days	Analytical Method: EPA 300.0								
Chloride	**43.3**	mg/L	5.0	2.5	5		10/13/15 06:27	16887-00-6	
Sulfate	**12.3**	mg/L	1.0	0.24	1		10/13/15 06:11	14808-79-8	
350.1 Ammonia	Analytical Method: EPA 350.1								
Nitrogen, Ammonia	ND	mg/L	0.10	0.046	1		10/14/15 13:27	7664-41-7	
353.2 Nitrogen, NO2/NO3 unpres	Analytical Method: EPA 353.2								
Nitrogen, Nitrate	**3.3**	mg/L	0.10	0.014	1		10/08/15 15:46		
Nitrogen, Nitrite	ND	mg/L	0.10	0.023	1		10/08/15 15:46		
Nitrogen, NO2 plus NO3	**3.3**	mg/L	0.10	0.014	1		10/08/15 15:46		
365.4 Total Phosphorus	Analytical Method: EPA 365.4								
Phosphorus as PO4	ND	mg/L	0.31		1		10/15/15 12:06		
Total Carbon Dioxide Calc	Analytical Method: SM 4500-CO2 D								
Carbon Dioxide Calculation	**381**	mg/L	20.0	20.0	1		10/16/15 00:00		
5310C TOC	Analytical Method: SM 5310C								
Total Organic Carbon	**0.67J**	mg/L	1.0	0.46	1		10/14/15 01:17	7440-44-0	

REPORT OF LABORATORY ANALYSIS

This report shall not be reproduced, except in full,
without the written consent of Pace Analytical Services, Inc..

Pace Analytical Services, Inc.
9608 Loiret Blvd.
Lenexa, KS 66219
(913)599-5665

ANALYTICAL RESULTS

Project: FORT SMITH AR
Pace Project No.: 60204563

Sample: DUP-08-2015 **Lab ID: 60204563013** Collected: 10/07/15 16:43 Received: 10/08/15 10:45 Matrix: Water

Parameters	Results	Units	Report Limit	MDL	DF	Prepared	Analyzed	CAS No.	Qual
8260 MSV	Analytical Method: EPA 5030B/8260								
Acetone	ND	ug/L	10.0	1.9	1		10/10/15 00:41	67-64-1	
Benzene	ND	ug/L	1.0	0.060	1		10/10/15 00:41	71-43-2	
Bromodichloromethane	ND	ug/L	1.0	0.19	1		10/10/15 00:41	75-27-4	
Bromoform	ND	ug/L	1.0	0.070	1		10/10/15 00:41	75-25-2	
Bromomethane	ND	ug/L	5.0	0.16	1		10/10/15 00:41	74-83-9	
2-Butanone (MEK)	ND	ug/L	10.0	0.59	1		10/10/15 00:41	78-93-3	
Carbon disulfide	ND	ug/L	5.0	0.12	1		10/10/15 00:41	75-15-0	
Carbon tetrachloride	ND	ug/L	1.0	0.18	1		10/10/15 00:41	56-23-5	
Chlorobenzene	ND	ug/L	1.0	0.21	1		10/10/15 00:41	108-90-7	
Chloroethane	ND	ug/L	1.0	0.15	1		10/10/15 00:41	75-00-3	
Chloroform	**0.23J**	ug/L	1.0	0.14	1		10/10/15 00:41	67-66-3	
Chloromethane	**0.084J**	ug/L	1.0	0.080	1		10/10/15 00:41	74-87-3	
Dibromochloromethane	ND	ug/L	1.0	0.21	1		10/10/15 00:41	124-48-1	
1,1-Dichloroethane	**1.4**	ug/L	1.0	0.050	1		10/10/15 00:41	75-34-3	
1,2-Dichloroethane	ND	ug/L	1.0	0.12	1		10/10/15 00:41	107-06-2	
1,1-Dichloroethene	**4.0**	ug/L	1.0	0.20	1		10/10/15 00:41	75-35-4	
cis-1,2-Dichloroethene	**35.7**	ug/L	1.0	0.080	1		10/10/15 00:41	156-59-2	
trans-1,2-Dichloroethene	**0.37J**	ug/L	1.0	0.20	1		10/10/15 00:41	156-60-5	
1,2-Dichloropropane	ND	ug/L	1.0	0.16	1		10/10/15 00:41	78-87-5	
cis-1,3-Dichloropropene	ND	ug/L	1.0	0.14	1		10/10/15 00:41	10061-01-5	
trans-1,3-Dichloropropene	ND	ug/L	1.0	0.12	1		10/10/15 00:41	10061-02-6	
Ethylbenzene	ND	ug/L	1.0	0.18	1		10/10/15 00:41	100-41-4	
2-Hexanone	ND	ug/L	10.0	1.2	1		10/10/15 00:41	591-78-6	
Methylene chloride	ND	ug/L	1.0	0.15	1		10/10/15 00:41	75-09-2	
4-Methyl-2-pentanone (MIBK)	ND	ug/L	10.0	0.42	1		10/10/15 00:41	108-10-1	
Styrene	ND	ug/L	1.0	0.12	1		10/10/15 00:41	100-42-5	
1,1,2,2-Tetrachloroethane	ND	ug/L	1.0	0.15	1		10/10/15 00:41	79-34-5	
Tetrachloroethene	**1.7**	ug/L	1.0	0.10	1		10/10/15 00:41	127-18-4	
Toluene	ND	ug/L	1.0	0.17	1		10/10/15 00:41	108-88-3	
1,1,1-Trichloroethane	ND	ug/L	1.0	0.11	1		10/10/15 00:41	71-55-6	
1,1,2-Trichloroethane	ND	ug/L	1.0	0.20	1		10/10/15 00:41	79-00-5	
Trichloroethene	**442**	ug/L	10.0	1.7	10		10/12/15 13:31	79-01-6	
Vinyl chloride	**0.19J**	ug/L	1.0	0.13	1		10/10/15 00:41	75-01-4	
Xylene (Total)	ND	ug/L	3.0	0.42	1		10/10/15 00:41	1330-20-7	
Surrogates									
4-Bromofluorobenzene (S)	97	%	80-120		1		10/10/15 00:41	460-00-4	
1,2-Dichloroethane-d4 (S)	96	%	80-120		1		10/10/15 00:41	17060-07-0	
Toluene-d8 (S)	100	%	80-120		1		10/10/15 00:41	2037-26-5	
Preservation pH	**1.0**		0.10	0.10	1		10/10/15 00:41		

REPORT OF LABORATORY ANALYSIS

This report shall not be reproduced, except in full,
without the written consent of Pace Analytical Services, Inc..

Pace Analytical Services, Inc.
9608 Loiret Blvd.
Lenexa, KS 66219
(913)599-5665

ANALYTICAL RESULTS

Project: FORT SMITH AR
Pace Project No.: 60204563

Sample: MW-28-201510 **Lab ID: 60204563014** Collected: 10/07/15 15:50 Received: 10/08/15 10:45 Matrix: Water

Parameters	Results	Units	Report Limit	MDL	DF	Prepared	Analyzed	CAS No.	Qual
Alcohol by Direct Inject GCFID	Analytical Method: EPA 8015 - Alcohol								
2-Chloroethanol	ND	ug/L	10000	1980	1		10/12/15 18:52	107-07-3	
6010 MET ICP	Analytical Method: EPA 6010 Preparation Method: EPA 3010								
Iron	**354**	ug/L	50.0	9.0	1	10/08/15 15:45	10/09/15 17:24	7439-89-6	
Manganese	**53.2**	ug/L	5.0	2.4	1	10/08/15 15:45	10/09/15 17:24	7439-96-5	
8260 MSV	Analytical Method: EPA 5030B/8260								
Acetone	ND	ug/L	10.0	1.9	1		10/09/15 23:15	67-64-1	M1
Benzene	ND	ug/L	1.0	0.060	1		10/09/15 23:15	71-43-2	
Bromodichloromethane	ND	ug/L	1.0	0.19	1		10/09/15 23:15	75-27-4	
Bromoform	ND	ug/L	1.0	0.070	1		10/09/15 23:15	75-25-2	
Bromomethane	ND	ug/L	5.0	0.16	1		10/09/15 23:15	74-83-9	
2-Butanone (MEK)	ND	ug/L	10.0	0.59	1		10/09/15 23:15	78-93-3	
Carbon disulfide	ND	ug/L	5.0	0.12	1		10/09/15 23:15	75-15-0	
Carbon tetrachloride	ND	ug/L	1.0	0.18	1		10/09/15 23:15	56-23-5	
Chlorobenzene	ND	ug/L	1.0	0.21	1		10/09/15 23:15	108-90-7	
Chloroethane	ND	ug/L	1.0	0.15	1		10/09/15 23:15	75-00-3	
Chloroform	ND	ug/L	1.0	0.14	1		10/09/15 23:15	67-66-3	M1
Chloromethane	**0.11J**	ug/L	1.0	0.080	1		10/09/15 23:15	74-87-3	
Dibromochloromethane	ND	ug/L	1.0	0.21	1		10/09/15 23:15	124-48-1	
1,1-Dichloroethane	ND	ug/L	1.0	0.050	1		10/09/15 23:15	75-34-3	
1,2-Dichloroethane	ND	ug/L	1.0	0.12	1		10/09/15 23:15	107-06-2	
1,1-Dichloroethene	ND	ug/L	1.0	0.20	1		10/09/15 23:15	75-35-4	
cis-1,2-Dichloroethene	ND	ug/L	1.0	0.080	1		10/09/15 23:15	156-59-2	
trans-1,2-Dichloroethene	ND	ug/L	1.0	0.20	1		10/09/15 23:15	156-60-5	
1,2-Dichloropropane	ND	ug/L	1.0	0.16	1		10/09/15 23:15	78-87-5	
cis-1,3-Dichloropropene	ND	ug/L	1.0	0.14	1		10/09/15 23:15	10061-01-5	
trans-1,3-Dichloropropene	ND	ug/L	1.0	0.12	1		10/09/15 23:15	10061-02-6	
Ethylbenzene	ND	ug/L	1.0	0.18	1		10/09/15 23:15	100-41-4	
2-Hexanone	ND	ug/L	10.0	1.2	1		10/09/15 23:15	591-78-6	
Methylene chloride	ND	ug/L	1.0	0.15	1		10/09/15 23:15	75-09-2	
4-Methyl-2-pentanone (MIBK)	ND	ug/L	10.0	0.42	1		10/09/15 23:15	108-10-1	
Styrene	ND	ug/L	1.0	0.12	1		10/09/15 23:15	100-42-5	
1,1,2,2-Tetrachloroethane	ND	ug/L	1.0	0.15	1		10/09/15 23:15	79-34-5	
Tetrachloroethene	ND	ug/L	1.0	0.10	1		10/09/15 23:15	127-18-4	
Toluene	ND	ug/L	1.0	0.17	1		10/09/15 23:15	108-88-3	
1,1,1-Trichloroethane	ND	ug/L	1.0	0.11	1		10/09/15 23:15	71-55-6	
1,1,2-Trichloroethane	ND	ug/L	1.0	0.20	1		10/09/15 23:15	79-00-5	M1,R1
Trichloroethene	ND	ug/L	1.0	0.17	1		10/09/15 23:15	79-01-6	
Vinyl chloride	ND	ug/L	1.0	0.13	1		10/09/15 23:15	75-01-4	
Xylene (Total)	ND	ug/L	3.0	0.42	1		10/09/15 23:15	1330-20-7	
Surrogates									
4-Bromofluorobenzene (S)	100	%	80-120		1		10/09/15 23:15	460-00-4	
1,2-Dichloroethane-d4 (S)	99	%	80-120		1		10/09/15 23:15	17060-07-0	
Toluene-d8 (S)	100	%	80-120		1		10/09/15 23:15	2037-26-5	
Preservation pH	**1.0**		0.10	0.10	1		10/09/15 23:15		

REPORT OF LABORATORY ANALYSIS

This report shall not be reproduced, except in full,
without the written consent of Pace Analytical Services, Inc..

Pace Analytical Services, Inc.
9608 Loiret Blvd.
Lenexa, KS 66219
(913)599-5665

ANALYTICAL RESULTS

Project: FORT SMITH AR
Pace Project No.: 60204563

Sample: MW-28-201510 **Lab ID: 60204563014** Collected: 10/07/15 15:50 Received: 10/08/15 10:45 Matrix: Water

Parameters	Results	Units	Report Limit	MDL	DF	Prepared	Analyzed	CAS No.	Qual
2320B Alkalinity	Analytical Method: SM 2320B								
Alkalinity,Bicarbonate (CaCO3)	**82.8**	mg/L	20.0	2.0	1		10/12/15 10:33		
Alkalinity, Carbonate (CaCO3)	ND	mg/L	20.0	2.0	1		10/12/15 10:33		
Alkalinity, Total as CaCO3	**82.8**	mg/L	20.0	2.0	1		10/12/15 10:33		
Iron, Ferric (Calculation)	Analytical Method: SM 3500-Fe B#4								
Iron, Ferric	**0.35**	mg/L	0.20		1		10/15/15 00:00	7439-89-6	
4500H+ pH, Electrometric	Analytical Method: SM 4500-H+B								
pH at 25 Degrees C	**6.2**	Std. Units	0.10	0.10	1		10/15/15 00:00		H6
4500S2D Sulfide, Total	Analytical Method: SM 4500-S-2 D								
Sulfide, Total	ND	mg/L	0.050	0.012	1		10/13/15 07:52	18496-25-8	
300.0 IC Anions 28 Days	Analytical Method: EPA 300.0								
Chloride	**19.1**	mg/L	2.0	1.0	2		10/14/15 05:00	16887-00-6	
Sulfate	**41.7**	mg/L	5.0	1.2	5		10/14/15 14:19	14808-79-8	
350.1 Ammonia	Analytical Method: EPA 350.1								
Nitrogen, Ammonia	ND	mg/L	0.10	0.046	1		10/14/15 13:45	7664-41-7	M1
353.2 Nitrogen, NO2/NO3 unpres	Analytical Method: EPA 353.2								
Nitrogen, Nitrate	**0.13**	mg/L	0.10	0.014	1		10/08/15 16:01		
Nitrogen, Nitrite	ND	mg/L	0.10	0.023	1		10/08/15 16:01		
Nitrogen, NO2 plus NO3	**0.13**	mg/L	0.10	0.014	1		10/08/15 16:01		
365.4 Total Phosphorus	Analytical Method: EPA 365.4								
Phosphorus as PO4	ND	mg/L	0.31		1		10/15/15 12:07		
Total Carbon Dioxide Calc	Analytical Method: SM 4500-CO2 D								
Carbon Dioxide Calculation	**173**	mg/L	20.0	20.0	1		10/16/15 00:00		
5310C TOC	Analytical Method: SM 5310C								
Total Organic Carbon	**0.61J**	mg/L	1.0	0.46	1		10/14/15 18:03	7440-44-0	B

REPORT OF LABORATORY ANALYSIS

This report shall not be reproduced, except in full,
without the written consent of Pace Analytical Services, Inc..

Pace Analytical Services, Inc.
9608 Loiret Blvd.
Lenexa, KS 66219
(913)599-5665

ANALYTICAL RESULTS

Project: FORT SMITH AR
Pace Project No.: 60204563

Sample: EB-03-201510 **Lab ID: 60204563015** Collected: 10/07/15 17:25 Received: 10/08/15 10:45 Matrix: Water

Parameters	Results	Units	Report Limit	MDL	DF	Prepared	Analyzed	CAS No.	Qual
8260 MSV	Analytical Method: EPA 5030B/8260								
Acetone	ND	ug/L	10.0	1.9	1		10/09/15 22:17	67-64-1	
Benzene	ND	ug/L	1.0	0.060	1		10/09/15 22:17	71-43-2	
Bromodichloromethane	ND	ug/L	1.0	0.19	1		10/09/15 22:17	75-27-4	
Bromoform	ND	ug/L	1.0	0.070	1		10/09/15 22:17	75-25-2	
Bromomethane	ND	ug/L	5.0	0.16	1		10/09/15 22:17	74-83-9	
2-Butanone (MEK)	ND	ug/L	10.0	0.59	1		10/09/15 22:17	78-93-3	
Carbon disulfide	ND	ug/L	5.0	0.12	1		10/09/15 22:17	75-15-0	
Carbon tetrachloride	ND	ug/L	1.0	0.18	1		10/09/15 22:17	56-23-5	
Chlorobenzene	ND	ug/L	1.0	0.21	1		10/09/15 22:17	108-90-7	
Chloroethane	ND	ug/L	1.0	0.15	1		10/09/15 22:17	75-00-3	
Chloroform	ND	ug/L	1.0	0.14	1		10/09/15 22:17	67-66-3	
Chloromethane	ND	ug/L	1.0	0.080	1		10/09/15 22:17	74-87-3	
Dibromochloromethane	ND	ug/L	1.0	0.21	1		10/09/15 22:17	124-48-1	
1,1-Dichloroethane	ND	ug/L	1.0	0.050	1		10/09/15 22:17	75-34-3	
1,2-Dichloroethane	ND	ug/L	1.0	0.12	1		10/09/15 22:17	107-06-2	
1,1-Dichloroethene	ND	ug/L	1.0	0.20	1		10/09/15 22:17	75-35-4	
cis-1,2-Dichloroethene	ND	ug/L	1.0	0.080	1		10/09/15 22:17	156-59-2	
trans-1,2-Dichloroethene	ND	ug/L	1.0	0.20	1		10/09/15 22:17	156-60-5	
1,2-Dichloropropane	ND	ug/L	1.0	0.16	1		10/09/15 22:17	78-87-5	
cis-1,3-Dichloropropene	ND	ug/L	1.0	0.14	1		10/09/15 22:17	10061-01-5	
trans-1,3-Dichloropropene	ND	ug/L	1.0	0.12	1		10/09/15 22:17	10061-02-6	
Ethylbenzene	ND	ug/L	1.0	0.18	1		10/09/15 22:17	100-41-4	
2-Hexanone	ND	ug/L	10.0	1.2	1		10/09/15 22:17	591-78-6	
Methylene chloride	ND	ug/L	1.0	0.15	1		10/09/15 22:17	75-09-2	
4-Methyl-2-pentanone (MIBK)	ND	ug/L	10.0	0.42	1		10/09/15 22:17	108-10-1	
Styrene	ND	ug/L	1.0	0.12	1		10/09/15 22:17	100-42-5	
1,1,2,2-Tetrachloroethane	ND	ug/L	1.0	0.15	1		10/09/15 22:17	79-34-5	
Tetrachloroethene	ND	ug/L	1.0	0.10	1		10/09/15 22:17	127-18-4	
Toluene	ND	ug/L	1.0	0.17	1		10/09/15 22:17	108-88-3	
1,1,1-Trichloroethane	ND	ug/L	1.0	0.11	1		10/09/15 22:17	71-55-6	
1,1,2-Trichloroethane	ND	ug/L	1.0	0.20	1		10/09/15 22:17	79-00-5	
Trichloroethene	ND	ug/L	1.0	0.17	1		10/09/15 22:17	79-01-6	
Vinyl chloride	ND	ug/L	1.0	0.13	1		10/09/15 22:17	75-01-4	
Xylene (Total)	ND	ug/L	3.0	0.42	1		10/09/15 22:17	1330-20-7	
Surrogates									
4-Bromofluorobenzene (S)	98	%	80-120		1		10/09/15 22:17	460-00-4	
1,2-Dichloroethane-d4 (S)	98	%	80-120		1		10/09/15 22:17	17060-07-0	
Toluene-d8 (S)	101	%	80-120		1		10/09/15 22:17	2037-26-5	
Preservation pH	**1.0**		0.10	0.10	1		10/09/15 22:17		

REPORT OF LABORATORY ANALYSIS

This report shall not be reproduced, except in full,
without the written consent of Pace Analytical Services, Inc..

Pace Analytical Services, Inc.
9608 Loiret Blvd.
Lenexa, KS 66219
(913)599-5665

ANALYTICAL RESULTS

Project: FORT SMITH AR
Pace Project No.: 60204563

Sample: EB-08-201510 **Lab ID: 60204563016** Collected: 10/07/15 17:30 Received: 10/08/15 10:45 Matrix: Water

Parameters	Results	Units	Report Limit	MDL	DF	Prepared	Analyzed	CAS No.	Qual
8260 MSV	Analytical Method: EPA 5030B/8260								
Acetone	ND	ug/L	10.0	1.9	1		10/09/15 22:31	67-64-1	
Benzene	ND	ug/L	1.0	0.060	1		10/09/15 22:31	71-43-2	
Bromodichloromethane	ND	ug/L	1.0	0.19	1		10/09/15 22:31	75-27-4	
Bromoform	ND	ug/L	1.0	0.070	1		10/09/15 22:31	75-25-2	
Bromomethane	ND	ug/L	5.0	0.16	1		10/09/15 22:31	74-83-9	
2-Butanone (MEK)	ND	ug/L	10.0	0.59	1		10/09/15 22:31	78-93-3	
Carbon disulfide	ND	ug/L	5.0	0.12	1		10/09/15 22:31	75-15-0	
Carbon tetrachloride	ND	ug/L	1.0	0.18	1		10/09/15 22:31	56-23-5	
Chlorobenzene	ND	ug/L	1.0	0.21	1		10/09/15 22:31	108-90-7	
Chloroethane	ND	ug/L	1.0	0.15	1		10/09/15 22:31	75-00-3	
Chloroform	ND	ug/L	1.0	0.14	1		10/09/15 22:31	67-66-3	
Chloromethane	**0.093J**	ug/L	1.0	0.080	1		10/09/15 22:31	74-87-3	
Dibromochloromethane	ND	ug/L	1.0	0.21	1		10/09/15 22:31	124-48-1	
1,1-Dichloroethane	ND	ug/L	1.0	0.050	1		10/09/15 22:31	75-34-3	
1,2-Dichloroethane	ND	ug/L	1.0	0.12	1		10/09/15 22:31	107-06-2	
1,1-Dichloroethene	ND	ug/L	1.0	0.20	1		10/09/15 22:31	75-35-4	
cis-1,2-Dichloroethene	ND	ug/L	1.0	0.080	1		10/09/15 22:31	156-59-2	
trans-1,2-Dichloroethene	ND	ug/L	1.0	0.20	1		10/09/15 22:31	156-60-5	
1,2-Dichloropropane	ND	ug/L	1.0	0.16	1		10/09/15 22:31	78-87-5	
cis-1,3-Dichloropropene	ND	ug/L	1.0	0.14	1		10/09/15 22:31	10061-01-5	
trans-1,3-Dichloropropene	ND	ug/L	1.0	0.12	1		10/09/15 22:31	10061-02-6	
Ethylbenzene	ND	ug/L	1.0	0.18	1		10/09/15 22:31	100-41-4	
2-Hexanone	ND	ug/L	10.0	1.2	1		10/09/15 22:31	591-78-6	
Methylene chloride	ND	ug/L	1.0	0.15	1		10/09/15 22:31	75-09-2	
4-Methyl-2-pentanone (MIBK)	ND	ug/L	10.0	0.42	1		10/09/15 22:31	108-10-1	
Styrene	ND	ug/L	1.0	0.12	1		10/09/15 22:31	100-42-5	
1,1,2,2-Tetrachloroethane	ND	ug/L	1.0	0.15	1		10/09/15 22:31	79-34-5	
Tetrachloroethene	ND	ug/L	1.0	0.10	1		10/09/15 22:31	127-18-4	
Toluene	ND	ug/L	1.0	0.17	1		10/09/15 22:31	108-88-3	
1,1,1-Trichloroethane	ND	ug/L	1.0	0.11	1		10/09/15 22:31	71-55-6	
1,1,2-Trichloroethane	ND	ug/L	1.0	0.20	1		10/09/15 22:31	79-00-5	
Trichloroethene	ND	ug/L	1.0	0.17	1		10/09/15 22:31	79-01-6	
Vinyl chloride	ND	ug/L	1.0	0.13	1		10/09/15 22:31	75-01-4	
Xylene (Total)	ND	ug/L	3.0	0.42	1		10/09/15 22:31	1330-20-7	
Surrogates									
4-Bromofluorobenzene (S)	95	%	80-120		1		10/09/15 22:31	460-00-4	
1,2-Dichloroethane-d4 (S)	97	%	80-120		1		10/09/15 22:31	17060-07-0	
Toluene-d8 (S)	101	%	80-120		1		10/09/15 22:31	2037-26-5	
Preservation pH	**1.0**		0.10	0.10	1		10/09/15 22:31		

REPORT OF LABORATORY ANALYSIS

This report shall not be reproduced, except in full,
without the written consent of Pace Analytical Services, Inc..

Pace Analytical Services, Inc.
9608 Loiret Blvd.
Lenexa, KS 66219
(913)599-5665

ANALYTICAL RESULTS

Project: FORT SMITH AR
Pace Project No.: 60204563

Sample: MW-29-201510 **Lab ID: 60204563017** Collected: 10/07/15 16:00 Received: 10/08/15 10:45 Matrix: Water

Parameters	Results	Units	Report Limit	MDL	DF	Prepared	Analyzed	CAS No.	Qual
Alcohol by Direct Inject GCFID	Analytical Method: EPA 8015 - Alcohol								
2-Chloroethanol	ND	ug/L	10000	1980	1		10/13/15 18:02	107-07-3	
6010 MET ICP	Analytical Method: EPA 6010 Preparation Method: EPA 3010								
Iron	**69.8**	ug/L	50.0	9.0	1	10/08/15 15:45	10/09/15 16:51	7439-89-6	
Manganese	**242**	ug/L	5.0	2.4	1	10/08/15 15:45	10/09/15 16:51	7439-96-5	
8260 MSV	Analytical Method: EPA 5030B/8260								
Acetone	ND	ug/L	10.0	1.9	1		10/09/15 23:29	67-64-1	
Benzene	**0.12J**	ug/L	1.0	0.060	1		10/09/15 23:29	71-43-2	
Bromodichloromethane	ND	ug/L	1.0	0.19	1		10/09/15 23:29	75-27-4	
Bromoform	ND	ug/L	1.0	0.070	1		10/09/15 23:29	75-25-2	
Bromomethane	ND	ug/L	5.0	0.16	1		10/09/15 23:29	74-83-9	
2-Butanone (MEK)	ND	ug/L	10.0	0.59	1		10/09/15 23:29	78-93-3	
Carbon disulfide	ND	ug/L	5.0	0.12	1		10/09/15 23:29	75-15-0	
Carbon tetrachloride	ND	ug/L	1.0	0.18	1		10/09/15 23:29	56-23-5	
Chlorobenzene	**4.1**	ug/L	1.0	0.21	1		10/09/15 23:29	108-90-7	
Chloroethane	ND	ug/L	1.0	0.15	1		10/09/15 23:29	75-00-3	
Chloroform	ND	ug/L	1.0	0.14	1		10/09/15 23:29	67-66-3	
Chloromethane	ND	ug/L	1.0	0.080	1		10/09/15 23:29	74-87-3	
Dibromochloromethane	ND	ug/L	1.0	0.21	1		10/09/15 23:29	124-48-1	
1,1-Dichloroethane	ND	ug/L	1.0	0.050	1		10/09/15 23:29	75-34-3	
1,2-Dichloroethane	ND	ug/L	1.0	0.12	1		10/09/15 23:29	107-06-2	
1,1-Dichloroethene	ND	ug/L	1.0	0.20	1		10/09/15 23:29	75-35-4	
cis-1,2-Dichloroethene	ND	ug/L	1.0	0.080	1		10/09/15 23:29	156-59-2	
trans-1,2-Dichloroethene	ND	ug/L	1.0	0.20	1		10/09/15 23:29	156-60-5	
1,2-Dichloropropane	ND	ug/L	1.0	0.16	1		10/09/15 23:29	78-87-5	
cis-1,3-Dichloropropene	ND	ug/L	1.0	0.14	1		10/09/15 23:29	10061-01-5	
trans-1,3-Dichloropropene	ND	ug/L	1.0	0.12	1		10/09/15 23:29	10061-02-6	
Ethylbenzene	ND	ug/L	1.0	0.18	1		10/09/15 23:29	100-41-4	
2-Hexanone	ND	ug/L	10.0	1.2	1		10/09/15 23:29	591-78-6	
Methylene chloride	ND	ug/L	1.0	0.15	1		10/09/15 23:29	75-09-2	
4-Methyl-2-pentanone (MIBK)	ND	ug/L	10.0	0.42	1		10/09/15 23:29	108-10-1	
Styrene	ND	ug/L	1.0	0.12	1		10/09/15 23:29	100-42-5	
1,1,2,2-Tetrachloroethane	ND	ug/L	1.0	0.15	1		10/09/15 23:29	79-34-5	
Tetrachloroethene	ND	ug/L	1.0	0.10	1		10/09/15 23:29	127-18-4	
Toluene	ND	ug/L	1.0	0.17	1		10/09/15 23:29	108-88-3	
1,1,1-Trichloroethane	ND	ug/L	1.0	0.11	1		10/09/15 23:29	71-55-6	
1,1,2-Trichloroethane	ND	ug/L	1.0	0.20	1		10/09/15 23:29	79-00-5	
Trichloroethene	ND	ug/L	1.0	0.17	1		10/09/15 23:29	79-01-6	
Vinyl chloride	ND	ug/L	1.0	0.13	1		10/09/15 23:29	75-01-4	
Xylene (Total)	ND	ug/L	3.0	0.42	1		10/09/15 23:29	1330-20-7	
Surrogates									
4-Bromofluorobenzene (S)	98	%	80-120		1		10/09/15 23:29	460-00-4	
1,2-Dichloroethane-d4 (S)	96	%	80-120		1		10/09/15 23:29	17060-07-0	
Toluene-d8 (S)	101	%	80-120		1		10/09/15 23:29	2037-26-5	
Preservation pH	**1.0**		0.10	0.10	1		10/09/15 23:29		

REPORT OF LABORATORY ANALYSIS

This report shall not be reproduced, except in full,
without the written consent of Pace Analytical Services, Inc..

Pace Analytical Services, Inc.
9608 Loiret Blvd.
Lenexa, KS 66219
(913)599-5665

ANALYTICAL RESULTS

Project: FORT SMITH AR
Pace Project No.: 60204563

Sample: MW-29-201510 **Lab ID: 60204563017** Collected: 10/07/15 16:00 Received: 10/08/15 10:45 Matrix: Water

Parameters	Results	Units	Report Limit	MDL	DF	Prepared	Analyzed	CAS No.	Qual
2320B Alkalinity	Analytical Method: SM 2320B								
Alkalinity,Bicarbonate (CaCO3)	**6.7J**	mg/L	20.0	2.0	1		10/12/15 10:49		
Alkalinity, Carbonate (CaCO3)	ND	mg/L	20.0	2.0	1		10/12/15 10:49		
Alkalinity, Total as CaCO3	**6.7J**	mg/L	20.0	2.0	1		10/12/15 10:49		
Iron, Ferric (Calculation)	Analytical Method: SM 3500-Fe B#4								
Iron, Ferric	ND	mg/L	0.20		1		10/15/15 00:00	7439-89-6	
4500H+ pH, Electrometric	Analytical Method: SM 4500-H+B								
pH at 25 Degrees C	**4.8**	Std. Units	0.10	0.10	1		10/15/15 00:00		H6
4500S2D Sulfide, Total	Analytical Method: SM 4500-S-2 D								
Sulfide, Total	ND	mg/L	0.050	0.012	1		10/13/15 07:52	18496-25-8	
300.0 IC Anions 28 Days	Analytical Method: EPA 300.0								
Chloride	**122**	mg/L	20.0	10.0	20		10/12/15 13:27	16887-00-6	
Sulfate	**44.5**	mg/L	5.0	1.2	5		10/13/15 06:43	14808-79-8	
350.1 Ammonia	Analytical Method: EPA 350.1								
Nitrogen, Ammonia	ND	mg/L	0.10	0.046	1		10/14/15 13:28	7664-41-7	
353.2 Nitrogen, NO2/NO3 unpres	Analytical Method: EPA 353.2								
Nitrogen, Nitrate	**2.4**	mg/L	0.10	0.014	1		10/08/15 15:47		
Nitrogen, Nitrite	ND	mg/L	0.10	0.023	1		10/08/15 15:47		
Nitrogen, NO2 plus NO3	**2.4**	mg/L	0.10	0.014	1		10/08/15 15:47		
365.4 Total Phosphorus	Analytical Method: EPA 365.4								
Phosphorus as PO4	ND	mg/L	0.31		1		10/15/15 12:09		
Total Carbon Dioxide Calc	Analytical Method: SM 4500-CO2 D								
Carbon Dioxide Calculation	ND	mg/L	20.0	20.0	1		10/16/15 00:00		
5310C TOC	Analytical Method: SM 5310C								
Total Organic Carbon	**0.49J**	mg/L	1.0	0.46	1		10/14/15 12:10	7440-44-0	B

REPORT OF LABORATORY ANALYSIS

This report shall not be reproduced, except in full,
without the written consent of Pace Analytical Services, Inc..

Pace Analytical Services, Inc.
9608 Loiret Blvd.
Lenexa, KS 66219
(913)599-5665

ANALYTICAL RESULTS

Project: FORT SMITH AR
Pace Project No.: 60204563

Sample: TB-15-201510 **Lab ID: 60204563018** Collected: 10/07/15 08:00 Received: 10/08/15 10:45 Matrix: Water

Parameters	Results	Units	Report Limit	MDL	DF	Prepared	Analyzed	CAS No.	Qual
8260 MSV	Analytical Method: EPA 5030B/8260								
Acetone	ND	ug/L	10.0	1.9	1		10/09/15 21:48	67-64-1	
Benzene	ND	ug/L	1.0	0.060	1		10/09/15 21:48	71-43-2	
Bromodichloromethane	ND	ug/L	1.0	0.19	1		10/09/15 21:48	75-27-4	
Bromoform	ND	ug/L	1.0	0.070	1		10/09/15 21:48	75-25-2	
Bromomethane	ND	ug/L	5.0	0.16	1		10/09/15 21:48	74-83-9	
2-Butanone (MEK)	ND	ug/L	10.0	0.59	1		10/09/15 21:48	78-93-3	
Carbon disulfide	ND	ug/L	5.0	0.12	1		10/09/15 21:48	75-15-0	
Carbon tetrachloride	ND	ug/L	1.0	0.18	1		10/09/15 21:48	56-23-5	
Chlorobenzene	ND	ug/L	1.0	0.21	1		10/09/15 21:48	108-90-7	
Chloroethane	ND	ug/L	1.0	0.15	1		10/09/15 21:48	75-00-3	
Chloroform	ND	ug/L	1.0	0.14	1		10/09/15 21:48	67-66-3	
Chloromethane	**0.16J**	ug/L	1.0	0.080	1		10/09/15 21:48	74-87-3	
Dibromochloromethane	ND	ug/L	1.0	0.21	1		10/09/15 21:48	124-48-1	
1,1-Dichloroethane	ND	ug/L	1.0	0.050	1		10/09/15 21:48	75-34-3	
1,2-Dichloroethane	ND	ug/L	1.0	0.12	1		10/09/15 21:48	107-06-2	
1,1-Dichloroethene	ND	ug/L	1.0	0.20	1		10/09/15 21:48	75-35-4	
cis-1,2-Dichloroethene	ND	ug/L	1.0	0.080	1		10/09/15 21:48	156-59-2	
trans-1,2-Dichloroethene	ND	ug/L	1.0	0.20	1		10/09/15 21:48	156-60-5	
1,2-Dichloropropane	ND	ug/L	1.0	0.16	1		10/09/15 21:48	78-87-5	
cis-1,3-Dichloropropene	ND	ug/L	1.0	0.14	1		10/09/15 21:48	10061-01-5	
trans-1,3-Dichloropropene	ND	ug/L	1.0	0.12	1		10/09/15 21:48	10061-02-6	
Ethylbenzene	ND	ug/L	1.0	0.18	1		10/09/15 21:48	100-41-4	
2-Hexanone	ND	ug/L	10.0	1.2	1		10/09/15 21:48	591-78-6	
Methylene chloride	ND	ug/L	1.0	0.15	1		10/09/15 21:48	75-09-2	
4-Methyl-2-pentanone (MIBK)	ND	ug/L	10.0	0.42	1		10/09/15 21:48	108-10-1	
Styrene	ND	ug/L	1.0	0.12	1		10/09/15 21:48	100-42-5	
1,1,2,2-Tetrachloroethane	ND	ug/L	1.0	0.15	1		10/09/15 21:48	79-34-5	
Tetrachloroethene	ND	ug/L	1.0	0.10	1		10/09/15 21:48	127-18-4	
Toluene	ND	ug/L	1.0	0.17	1		10/09/15 21:48	108-88-3	
1,1,1-Trichloroethane	ND	ug/L	1.0	0.11	1		10/09/15 21:48	71-55-6	
1,1,2-Trichloroethane	ND	ug/L	1.0	0.20	1		10/09/15 21:48	79-00-5	
Trichloroethene	ND	ug/L	1.0	0.17	1		10/09/15 21:48	79-01-6	
Vinyl chloride	ND	ug/L	1.0	0.13	1		10/09/15 21:48	75-01-4	
Xylene (Total)	ND	ug/L	3.0	0.42	1		10/09/15 21:48	1330-20-7	
Surrogates									
4-Bromofluorobenzene (S)	96	%	80-120		1		10/09/15 21:48	460-00-4	
1,2-Dichloroethane-d4 (S)	97	%	80-120		1		10/09/15 21:48	17060-07-0	
Toluene-d8 (S)	102	%	80-120		1		10/09/15 21:48	2037-26-5	
Preservation pH	**1.0**		0.10	0.10	1		10/09/15 21:48		

REPORT OF LABORATORY ANALYSIS

This report shall not be reproduced, except in full,
without the written consent of Pace Analytical Services, Inc..

Pace Analytical Services, Inc.
9608 Loiret Blvd.
Lenexa, KS 66219
(913)599-5665

ANALYTICAL RESULTS

Project: FORT SMITH AR
Pace Project No.: 60204563

Sample: ITMW-6-201510 **Lab ID: 60204563019** Collected: 10/07/15 15:45 Received: 10/08/15 10:45 Matrix: Water

Parameters	Results	Units	Report Limit	MDL	DF	Prepared	Analyzed	CAS No.	Qual
Alcohol by Direct Inject GCFID	Analytical Method: EPA 8015 - Alcohol								
2-Chloroethanol	ND	ug/L	10000	1980	1		10/13/15 19:31	107-07-3	
6010 MET ICP	Analytical Method: EPA 6010 Preparation Method: EPA 3010								
Iron	**227**	ug/L	50.0	9.0	1	10/08/15 15:45	10/09/15 16:53	7439-89-6	
Manganese	**405**	ug/L	5.0	2.4	1	10/08/15 15:45	10/09/15 16:53	7439-96-5	
8260 MSV	Analytical Method: EPA 5030B/8260								
Acetone	ND	ug/L	10.0	1.9	1		10/09/15 23:43	67-64-1	
Benzene	ND	ug/L	1.0	0.060	1		10/09/15 23:43	71-43-2	
Bromodichloromethane	ND	ug/L	1.0	0.19	1		10/09/15 23:43	75-27-4	
Bromoform	ND	ug/L	1.0	0.070	1		10/09/15 23:43	75-25-2	
Bromomethane	ND	ug/L	5.0	0.16	1		10/09/15 23:43	74-83-9	
2-Butanone (MEK)	ND	ug/L	10.0	0.59	1		10/09/15 23:43	78-93-3	
Carbon disulfide	ND	ug/L	5.0	0.12	1		10/09/15 23:43	75-15-0	
Carbon tetrachloride	ND	ug/L	1.0	0.18	1		10/09/15 23:43	56-23-5	
Chlorobenzene	ND	ug/L	1.0	0.21	1		10/09/15 23:43	108-90-7	
Chloroethane	ND	ug/L	1.0	0.15	1		10/09/15 23:43	75-00-3	
Chloroform	ND	ug/L	1.0	0.14	1		10/09/15 23:43	67-66-3	
Chloromethane	ND	ug/L	1.0	0.080	1		10/09/15 23:43	74-87-3	
Dibromochloromethane	ND	ug/L	1.0	0.21	1		10/09/15 23:43	124-48-1	
1,1-Dichloroethane	**4.3**	ug/L	1.0	0.050	1		10/09/15 23:43	75-34-3	
1,2-Dichloroethane	ND	ug/L	1.0	0.12	1		10/09/15 23:43	107-06-2	
1,1-Dichloroethene	**0.53J**	ug/L	1.0	0.20	1		10/09/15 23:43	75-35-4	
cis-1,2-Dichloroethene	**5.5**	ug/L	1.0	0.080	1		10/09/15 23:43	156-59-2	
trans-1,2-Dichloroethene	ND	ug/L	1.0	0.20	1		10/09/15 23:43	156-60-5	
1,2-Dichloropropane	ND	ug/L	1.0	0.16	1		10/09/15 23:43	78-87-5	
cis-1,3-Dichloropropene	ND	ug/L	1.0	0.14	1		10/09/15 23:43	10061-01-5	
trans-1,3-Dichloropropene	ND	ug/L	1.0	0.12	1		10/09/15 23:43	10061-02-6	
Ethylbenzene	ND	ug/L	1.0	0.18	1		10/09/15 23:43	100-41-4	
2-Hexanone	ND	ug/L	10.0	1.2	1		10/09/15 23:43	591-78-6	
Methylene chloride	ND	ug/L	1.0	0.15	1		10/09/15 23:43	75-09-2	
4-Methyl-2-pentanone (MIBK)	ND	ug/L	10.0	0.42	1		10/09/15 23:43	108-10-1	
Styrene	ND	ug/L	1.0	0.12	1		10/09/15 23:43	100-42-5	
1,1,2,2-Tetrachloroethane	ND	ug/L	1.0	0.15	1		10/09/15 23:43	79-34-5	
Tetrachloroethene	ND	ug/L	1.0	0.10	1		10/09/15 23:43	127-18-4	
Toluene	ND	ug/L	1.0	0.17	1		10/09/15 23:43	108-88-3	
1,1,1-Trichloroethane	ND	ug/L	1.0	0.11	1		10/09/15 23:43	71-55-6	
1,1,2-Trichloroethane	ND	ug/L	1.0	0.20	1		10/09/15 23:43	79-00-5	
Trichloroethene	**3.1**	ug/L	1.0	0.17	1		10/09/15 23:43	79-01-6	
Vinyl chloride	**0.21J**	ug/L	1.0	0.13	1		10/09/15 23:43	75-01-4	
Xylene (Total)	ND	ug/L	3.0	0.42	1		10/09/15 23:43	1330-20-7	
Surrogates									
4-Bromofluorobenzene (S)	98	%	80-120		1		10/09/15 23:43	460-00-4	
1,2-Dichloroethane-d4 (S)	97	%	80-120		1		10/09/15 23:43	17060-07-0	
Toluene-d8 (S)	101	%	80-120		1		10/09/15 23:43	2037-26-5	
Preservation pH	**1.0**		0.10	0.10	1		10/09/15 23:43		

REPORT OF LABORATORY ANALYSIS

This report shall not be reproduced, except in full,
without the written consent of Pace Analytical Services, Inc..

Pace Analytical Services, Inc.
9608 Loiret Blvd.
Lenexa, KS 66219
(913)599-5665

ANALYTICAL RESULTS

Project: FORT SMITH AR
Pace Project No.: 60204563

Sample: ITMW-6-201510 **Lab ID: 60204563019** Collected: 10/07/15 15:45 Received: 10/08/15 10:45 Matrix: Water

Parameters	Results	Units	Report Limit	MDL	DF	Prepared	Analyzed	CAS No.	Qual
2320B Alkalinity	Analytical Method: SM 2320B								
Alkalinity,Bicarbonate (CaCO3)	**125**	mg/L	20.0	2.0	1		10/12/15 10:52		
Alkalinity, Carbonate (CaCO3)	ND	mg/L	20.0	2.0	1		10/12/15 10:52		
Alkalinity, Total as CaCO3	**125**	mg/L	20.0	2.0	1		10/12/15 10:52		
Iron, Ferric (Calculation)	Analytical Method: SM 3500-Fe B#4								
Iron, Ferric	ND	mg/L	0.20		1		10/15/15 00:00	7439-89-6	
4500H+ pH, Electrometric	Analytical Method: SM 4500-H+B								
pH at 25 Degrees C	**6.0**	Std. Units	0.10	0.10	1		10/15/15 00:00		H6
4500S2D Sulfide, Total	Analytical Method: SM 4500-S-2 D								
Sulfide, Total	ND	mg/L	0.050	0.012	1		10/13/15 07:52	18496-25-8	
300.0 IC Anions 28 Days	Analytical Method: EPA 300.0								
Chloride	**119**	mg/L	20.0	10.0	20		10/12/15 13:44	16887-00-6	
Sulfate	**92.7**	mg/L	20.0	4.7	20		10/12/15 13:44	14808-79-8	
350.1 Ammonia	Analytical Method: EPA 350.1								
Nitrogen, Ammonia	ND	mg/L	0.10	0.046	1		10/14/15 13:29	7664-41-7	
353.2 Nitrogen, NO2/NO3 unpres	Analytical Method: EPA 353.2								
Nitrogen, Nitrate	**25.5**	mg/L	1.0	0.14	10		10/08/15 16:20		
Nitrogen, Nitrite	ND	mg/L	1.0	0.23	10		10/08/15 16:20		
Nitrogen, NO2 plus NO3	**25.5**	mg/L	1.0	0.14	10		10/08/15 16:20		
365.4 Total Phosphorus	Analytical Method: EPA 365.4								
Phosphorus as PO4	ND	mg/L	0.31		1		10/15/15 12:13		
Total Carbon Dioxide Calc	Analytical Method: SM 4500-CO2 D								
Carbon Dioxide Calculation	**361**	mg/L	20.0	20.0	1		10/16/15 00:00		
5310C TOC	Analytical Method: SM 5310C								
Total Organic Carbon	**0.58J**	mg/L	1.0	0.46	1		10/14/15 12:36	7440-44-0	B

REPORT OF LABORATORY ANALYSIS

This report shall not be reproduced, except in full,
without the written consent of Pace Analytical Services, Inc..

Pace Analytical Services, Inc.
9608 Loiret Blvd.
Lenexa, KS 66219
(913)599-5665

ANALYTICAL RESULTS

Project: FORT SMITH AR
Pace Project No.: 60204563

Sample: TB-16-201510 **Lab ID: 60204563020** Collected: 10/07/15 08:00 Received: 10/08/15 10:45 Matrix: Water

Parameters	Results	Units	Report Limit	MDL	DF	Prepared	Analyzed	CAS No.	Qual
8260 MSV	Analytical Method: EPA 5030B/8260								
Acetone	ND	ug/L	10.0	1.9	1		10/09/15 22:03	67-64-1	
Benzene	ND	ug/L	1.0	0.060	1		10/09/15 22:03	71-43-2	
Bromodichloromethane	ND	ug/L	1.0	0.19	1		10/09/15 22:03	75-27-4	
Bromoform	ND	ug/L	1.0	0.070	1		10/09/15 22:03	75-25-2	
Bromomethane	ND	ug/L	5.0	0.16	1		10/09/15 22:03	74-83-9	
2-Butanone (MEK)	ND	ug/L	10.0	0.59	1		10/09/15 22:03	78-93-3	
Carbon disulfide	ND	ug/L	5.0	0.12	1		10/09/15 22:03	75-15-0	
Carbon tetrachloride	ND	ug/L	1.0	0.18	1		10/09/15 22:03	56-23-5	
Chlorobenzene	ND	ug/L	1.0	0.21	1		10/09/15 22:03	108-90-7	
Chloroethane	ND	ug/L	1.0	0.15	1		10/09/15 22:03	75-00-3	
Chloroform	ND	ug/L	1.0	0.14	1		10/09/15 22:03	67-66-3	
Chloromethane	**0.29J**	ug/L	1.0	0.080	1		10/09/15 22:03	74-87-3	
Dibromochloromethane	ND	ug/L	1.0	0.21	1		10/09/15 22:03	124-48-1	
1,1-Dichloroethane	ND	ug/L	1.0	0.050	1		10/09/15 22:03	75-34-3	
1,2-Dichloroethane	ND	ug/L	1.0	0.12	1		10/09/15 22:03	107-06-2	
1,1-Dichloroethene	ND	ug/L	1.0	0.20	1		10/09/15 22:03	75-35-4	
cis-1,2-Dichloroethene	ND	ug/L	1.0	0.080	1		10/09/15 22:03	156-59-2	
trans-1,2-Dichloroethene	ND	ug/L	1.0	0.20	1		10/09/15 22:03	156-60-5	
1,2-Dichloropropane	ND	ug/L	1.0	0.16	1		10/09/15 22:03	78-87-5	
cis-1,3-Dichloropropene	ND	ug/L	1.0	0.14	1		10/09/15 22:03	10061-01-5	
trans-1,3-Dichloropropene	ND	ug/L	1.0	0.12	1		10/09/15 22:03	10061-02-6	
Ethylbenzene	ND	ug/L	1.0	0.18	1		10/09/15 22:03	100-41-4	
2-Hexanone	ND	ug/L	10.0	1.2	1		10/09/15 22:03	591-78-6	
Methylene chloride	ND	ug/L	1.0	0.15	1		10/09/15 22:03	75-09-2	
4-Methyl-2-pentanone (MIBK)	ND	ug/L	10.0	0.42	1		10/09/15 22:03	108-10-1	
Styrene	ND	ug/L	1.0	0.12	1		10/09/15 22:03	100-42-5	
1,1,2,2-Tetrachloroethane	ND	ug/L	1.0	0.15	1		10/09/15 22:03	79-34-5	
Tetrachloroethene	ND	ug/L	1.0	0.10	1		10/09/15 22:03	127-18-4	
Toluene	ND	ug/L	1.0	0.17	1		10/09/15 22:03	108-88-3	
1,1,1-Trichloroethane	ND	ug/L	1.0	0.11	1		10/09/15 22:03	71-55-6	
1,1,2-Trichloroethane	ND	ug/L	1.0	0.20	1		10/09/15 22:03	79-00-5	
Trichloroethene	ND	ug/L	1.0	0.17	1		10/09/15 22:03	79-01-6	
Vinyl chloride	ND	ug/L	1.0	0.13	1		10/09/15 22:03	75-01-4	
Xylene (Total)	ND	ug/L	3.0	0.42	1		10/09/15 22:03	1330-20-7	
Surrogates									
4-Bromofluorobenzene (S)	98	%	80-120		1		10/09/15 22:03	460-00-4	
1,2-Dichloroethane-d4 (S)	96	%	80-120		1		10/09/15 22:03	17060-07-0	
Toluene-d8 (S)	102	%	80-120		1		10/09/15 22:03	2037-26-5	
Preservation pH	**1.0**		0.10	0.10	1		10/09/15 22:03		

REPORT OF LABORATORY ANALYSIS

This report shall not be reproduced, except in full,
without the written consent of Pace Analytical Services, Inc..

Pace Analytical Services, Inc.
9608 Loiret Blvd.
Lenexa, KS 66219
(913)599-5665

ANALYTICAL RESULTS

Project: FORT SMITH AR
Pace Project No.: 60204563

Sample: MW-35R-201510 **Lab ID: 60204563021** Collected: 10/07/15 09:55 Received: 10/08/15 10:45 Matrix: Water

Parameters	Results	Units	Report Limit	MDL	DF	Prepared	Analyzed	CAS No.	Qual
Alcohol by Direct Inject GCFID	Analytical Method: EPA 8015 - Alcohol								
2-Chloroethanol	ND	ug/L	10000	1980	1		10/13/15 19:42	107-07-3	
6010 MET ICP	Analytical Method: EPA 6010 Preparation Method: EPA 3010								
Iron	**127**	ug/L	50.0	9.0	1	10/08/15 15:45	10/09/15 16:55	7439-89-6	
Manganese	**80.0**	ug/L	5.0	2.4	1	10/08/15 15:45	10/09/15 16:55	7439-96-5	
8260 MSV	Analytical Method: EPA 5030B/8260								
Acetone	**21.6**	ug/L	10.0	1.9	1		10/12/15 16:39	67-64-1	L1
Benzene	ND	ug/L	1.0	0.060	1		10/12/15 16:39	71-43-2	
Bromodichloromethane	ND	ug/L	1.0	0.19	1		10/12/15 16:39	75-27-4	
Bromoform	**0.18J**	ug/L	1.0	0.070	1		10/12/15 16:39	75-25-2	
Bromomethane	**23.0**	ug/L	5.0	0.16	1		10/12/15 16:39	74-83-9	
2-Butanone (MEK)	ND	ug/L	10.0	0.59	1		10/12/15 16:39	78-93-3	
Carbon disulfide	ND	ug/L	5.0	0.12	1		10/12/15 16:39	75-15-0	
Carbon tetrachloride	ND	ug/L	1.0	0.18	1		10/12/15 16:39	56-23-5	
Chlorobenzene	ND	ug/L	1.0	0.21	1		10/12/15 16:39	108-90-7	
Chloroethane	ND	ug/L	1.0	0.15	1		10/12/15 16:39	75-00-3	
Chloroform	**0.15J**	ug/L	1.0	0.14	1		10/12/15 16:39	67-66-3	
Chloromethane	**14.7**	ug/L	1.0	0.080	1		10/12/15 16:39	74-87-3	
Dibromochloromethane	ND	ug/L	1.0	0.21	1		10/12/15 16:39	124-48-1	
1,1-Dichloroethane	ND	ug/L	1.0	0.050	1		10/12/15 16:39	75-34-3	
1,2-Dichloroethane	ND	ug/L	1.0	0.12	1		10/12/15 16:39	107-06-2	
1,1-Dichloroethene	ND	ug/L	1.0	0.20	1		10/12/15 16:39	75-35-4	
cis-1,2-Dichloroethene	**0.58J**	ug/L	1.0	0.080	1		10/12/15 16:39	156-59-2	
trans-1,2-Dichloroethene	ND	ug/L	1.0	0.20	1		10/12/15 16:39	156-60-5	
1,2-Dichloropropane	ND	ug/L	1.0	0.16	1		10/12/15 16:39	78-87-5	
cis-1,3-Dichloropropene	ND	ug/L	1.0	0.14	1		10/12/15 16:39	10061-01-5	
trans-1,3-Dichloropropene	ND	ug/L	1.0	0.12	1		10/12/15 16:39	10061-02-6	
Ethylbenzene	ND	ug/L	1.0	0.18	1		10/12/15 16:39	100-41-4	
2-Hexanone	ND	ug/L	10.0	1.2	1		10/12/15 16:39	591-78-6	
Methylene chloride	ND	ug/L	1.0	0.15	1		10/12/15 16:39	75-09-2	
4-Methyl-2-pentanone (MIBK)	ND	ug/L	10.0	0.42	1		10/12/15 16:39	108-10-1	
Styrene	ND	ug/L	1.0	0.12	1		10/12/15 16:39	100-42-5	
1,1,2,2-Tetrachloroethane	ND	ug/L	1.0	0.15	1		10/12/15 16:39	79-34-5	
Tetrachloroethene	ND	ug/L	1.0	0.10	1		10/12/15 16:39	127-18-4	
Toluene	ND	ug/L	1.0	0.17	1		10/12/15 16:39	108-88-3	
1,1,1-Trichloroethane	ND	ug/L	1.0	0.11	1		10/12/15 16:39	71-55-6	
1,1,2-Trichloroethane	ND	ug/L	1.0	0.20	1		10/12/15 16:39	79-00-5	
Trichloroethene	**15.4**	ug/L	1.0	0.17	1		10/12/15 16:39	79-01-6	
Vinyl chloride	ND	ug/L	1.0	0.13	1		10/12/15 16:39	75-01-4	
Xylene (Total)	ND	ug/L	3.0	0.42	1		10/12/15 16:39	1330-20-7	
Surrogates									
4-Bromofluorobenzene (S)	95	%	80-120		1		10/12/15 16:39	460-00-4	
1,2-Dichloroethane-d4 (S)	104	%	80-120		1		10/12/15 16:39	17060-07-0	
Toluene-d8 (S)	100	%	80-120		1		10/12/15 16:39	2037-26-5	
Preservation pH	**4.0**		0.10	0.10	1		10/12/15 16:39		

REPORT OF LABORATORY ANALYSIS

This report shall not be reproduced, except in full,
without the written consent of Pace Analytical Services, Inc..

Pace Analytical Services, Inc.
9608 Loiret Blvd.
Lenexa, KS 66219
(913)599-5665

ANALYTICAL RESULTS

Project: FORT SMITH AR
Pace Project No.: 60204563

Sample: MW-35R-201510 **Lab ID: 60204563021** Collected: 10/07/15 09:55 Received: 10/08/15 10:45 Matrix: Water

Parameters	Results	Units	Report Limit	MDL	DF	Prepared	Analyzed	CAS No.	Qual
2320B Alkalinity	Analytical Method: SM 2320B								
Alkalinity,Bicarbonate (CaCO3)	**285**	mg/L	20.0	2.0	1		10/12/15 10:56		
Alkalinity, Carbonate (CaCO3)	ND	mg/L	20.0	2.0	1		10/12/15 10:56		
Alkalinity, Total as CaCO3	**285**	mg/L	20.0	2.0	1		10/12/15 10:56		
Iron, Ferric (Calculation)	Analytical Method: SM 3500-Fe B#4								
Iron, Ferric	ND	mg/L	0.20		1		10/15/15 00:00	7439-89-6	
4500H+ pH, Electrometric	Analytical Method: SM 4500-H+B								
pH at 25 Degrees C	**6.2**	Std. Units	0.10	0.10	1		10/15/15 00:00		H6
4500S2D Sulfide, Total	Analytical Method: SM 4500-S-2 D								
Sulfide, Total	ND	mg/L	0.050	0.012	1		10/13/15 07:52	18496-25-8	
300.0 IC Anions 28 Days	Analytical Method: EPA 300.0								
Chloride	**268**	mg/L	20.0	10.0	20		10/12/15 14:00	16887-00-6	
Sulfate	**5510**	mg/L	500	118	500		10/13/15 06:59	14808-79-8	
350.1 Ammonia	Analytical Method: EPA 350.1								
Nitrogen, Ammonia	**0.53**	mg/L	0.10	0.046	1		10/14/15 13:30	7664-41-7	
353.2 Nitrogen, NO2/NO3 unpres	Analytical Method: EPA 353.2								
Nitrogen, Nitrate	**3.5**	mg/L	0.10	0.014	1		10/08/15 16:21		
Nitrogen, Nitrite	ND	mg/L	0.10	0.023	1		10/08/15 16:21		
Nitrogen, NO2 plus NO3	**3.5**	mg/L	0.10	0.014	1		10/08/15 16:21		
365.4 Total Phosphorus	Analytical Method: EPA 365.4								
Phosphorus as PO4	**2.9**	mg/L	0.31		1		10/15/15 12:14		
Total Carbon Dioxide Calc	Analytical Method: SM 4500-CO2 D								
Carbon Dioxide Calculation	**636**	mg/L	20.0	20.0	1		10/16/15 00:00		
5310C TOC	Analytical Method: SM 5310C								
Total Organic Carbon	**0.75J**	mg/L	1.0	0.46	1		10/14/15 13:02	7440-44-0	B

REPORT OF LABORATORY ANALYSIS

This report shall not be reproduced, except in full,
without the written consent of Pace Analytical Services, Inc..

Pace Analytical Services, Inc.
9608 Loiret Blvd.
Lenexa, KS 66219
(913)599-5665

ANALYTICAL RESULTS

Project: FORT SMITH AR
Pace Project No.: 60204563

Sample: MW-97-201510 **Lab ID: 60204563022** Collected: 10/07/15 10:13 Received: 10/08/15 10:45 Matrix: Water

Parameters	Results	Units	Report Limit	MDL	DF	Prepared	Analyzed	CAS No.	Qual
Alcohol by Direct Inject GCFID	Analytical Method: EPA 8015 - Alcohol								
2-Chloroethanol	ND	ug/L	10000	1980	1		10/13/15 19:53	107-07-3	
6010 MET ICP	Analytical Method: EPA 6010 Preparation Method: EPA 3010								
Iron	**202**	ug/L	50.0	9.0	1	10/08/15 15:45	10/09/15 16:57	7439-89-6	
Manganese	**14.8**	ug/L	5.0	2.4	1	10/08/15 15:45	10/09/15 16:57	7439-96-5	
8260 MSV	Analytical Method: EPA 5030B/8260								
Acetone	ND	ug/L	10.0	1.9	1		10/09/15 23:58	67-64-1	
Benzene	ND	ug/L	1.0	0.060	1		10/09/15 23:58	71-43-2	
Bromodichloromethane	ND	ug/L	1.0	0.19	1		10/09/15 23:58	75-27-4	
Bromoform	ND	ug/L	1.0	0.070	1		10/09/15 23:58	75-25-2	
Bromomethane	ND	ug/L	5.0	0.16	1		10/09/15 23:58	74-83-9	
2-Butanone (MEK)	ND	ug/L	10.0	0.59	1		10/09/15 23:58	78-93-3	
Carbon disulfide	ND	ug/L	5.0	0.12	1		10/09/15 23:58	75-15-0	
Carbon tetrachloride	ND	ug/L	1.0	0.18	1		10/09/15 23:58	56-23-5	
Chlorobenzene	ND	ug/L	1.0	0.21	1		10/09/15 23:58	108-90-7	
Chloroethane	ND	ug/L	1.0	0.15	1		10/09/15 23:58	75-00-3	
Chloroform	ND	ug/L	1.0	0.14	1		10/09/15 23:58	67-66-3	
Chloromethane	**0.15J**	ug/L	1.0	0.080	1		10/09/15 23:58	74-87-3	
Dibromochloromethane	ND	ug/L	1.0	0.21	1		10/09/15 23:58	124-48-1	
1,1-Dichloroethane	ND	ug/L	1.0	0.050	1		10/09/15 23:58	75-34-3	
1,2-Dichloroethane	ND	ug/L	1.0	0.12	1		10/09/15 23:58	107-06-2	
1,1-Dichloroethene	ND	ug/L	1.0	0.20	1		10/09/15 23:58	75-35-4	
cis-1,2-Dichloroethene	ND	ug/L	1.0	0.080	1		10/09/15 23:58	156-59-2	
trans-1,2-Dichloroethene	ND	ug/L	1.0	0.20	1		10/09/15 23:58	156-60-5	
1,2-Dichloropropane	ND	ug/L	1.0	0.16	1		10/09/15 23:58	78-87-5	
cis-1,3-Dichloropropene	ND	ug/L	1.0	0.14	1		10/09/15 23:58	10061-01-5	
trans-1,3-Dichloropropene	ND	ug/L	1.0	0.12	1		10/09/15 23:58	10061-02-6	
Ethylbenzene	ND	ug/L	1.0	0.18	1		10/09/15 23:58	100-41-4	
2-Hexanone	ND	ug/L	10.0	1.2	1		10/09/15 23:58	591-78-6	
Methylene chloride	ND	ug/L	1.0	0.15	1		10/09/15 23:58	75-09-2	
4-Methyl-2-pentanone (MIBK)	ND	ug/L	10.0	0.42	1		10/09/15 23:58	108-10-1	
Styrene	ND	ug/L	1.0	0.12	1		10/09/15 23:58	100-42-5	
1,1,2,2-Tetrachloroethane	ND	ug/L	1.0	0.15	1		10/09/15 23:58	79-34-5	
Tetrachloroethene	ND	ug/L	1.0	0.10	1		10/09/15 23:58	127-18-4	
Toluene	ND	ug/L	1.0	0.17	1		10/09/15 23:58	108-88-3	
1,1,1-Trichloroethane	ND	ug/L	1.0	0.11	1		10/09/15 23:58	71-55-6	
1,1,2-Trichloroethane	ND	ug/L	1.0	0.20	1		10/09/15 23:58	79-00-5	
Trichloroethene	ND	ug/L	1.0	0.17	1		10/09/15 23:58	79-01-6	
Vinyl chloride	ND	ug/L	1.0	0.13	1		10/09/15 23:58	75-01-4	
Xylene (Total)	ND	ug/L	3.0	0.42	1		10/09/15 23:58	1330-20-7	
Surrogates									
4-Bromofluorobenzene (S)	95	%	80-120		1		10/09/15 23:58	460-00-4	
1,2-Dichloroethane-d4 (S)	99	%	80-120		1		10/09/15 23:58	17060-07-0	
Toluene-d8 (S)	101	%	80-120		1		10/09/15 23:58	2037-26-5	
Preservation pH	**1.0**		0.10	0.10	1		10/09/15 23:58		

REPORT OF LABORATORY ANALYSIS

This report shall not be reproduced, except in full,
without the written consent of Pace Analytical Services, Inc..

Pace Analytical Services, Inc.
9608 Loiret Blvd.
Lenexa, KS 66219
(913)599-5665

ANALYTICAL RESULTS

Project: FORT SMITH AR
Pace Project No.: 60204563

Sample: MW-97-201510 **Lab ID: 60204563022** Collected: 10/07/15 10:13 Received: 10/08/15 10:45 Matrix: Water

Parameters	Results	Units	Report Limit	MDL	DF	Prepared	Analyzed	CAS No.	Qual
2320B Alkalinity	Analytical Method: SM 2320B								
Alkalinity,Bicarbonate (CaCO3)	**68.4**	mg/L	20.0	2.0	1		10/12/15 10:59		
Alkalinity, Carbonate (CaCO3)	ND	mg/L	20.0	2.0	1		10/12/15 10:59		
Alkalinity, Total as CaCO3	**68.4**	mg/L	20.0	2.0	1		10/12/15 10:59		
Iron, Ferric (Calculation)	Analytical Method: SM 3500-Fe B#4								
Iron, Ferric	**0.20**	mg/L	0.20		1		10/15/15 00:00	7439-89-6	
4500H+ pH, Electrometric	Analytical Method: SM 4500-H+B								
pH at 25 Degrees C	**6.1**	Std. Units	0.10	0.10	1		10/15/15 00:00		H6
4500S2D Sulfide, Total	Analytical Method: SM 4500-S-2 D								
Sulfide, Total	ND	mg/L	0.050	0.012	1		10/13/15 07:52	18496-25-8	
300.0 IC Anions 28 Days	Analytical Method: EPA 300.0								
Chloride	**13.0**	mg/L	1.0	0.50	1		10/13/15 07:48	16887-00-6	
Sulfate	**50.4**	mg/L	5.0	1.2	5		10/13/15 08:04	14808-79-8	
350.1 Ammonia	Analytical Method: EPA 350.1								
Nitrogen, Ammonia	ND	mg/L	0.10	0.046	1		10/14/15 13:32	7664-41-7	
353.2 Nitrogen, NO2/NO3 unpres	Analytical Method: EPA 353.2								
Nitrogen, Nitrate	**0.65**	mg/L	0.10	0.014	1		10/08/15 15:50		
Nitrogen, Nitrite	ND	mg/L	0.10	0.023	1		10/08/15 15:50		
Nitrogen, NO2 plus NO3	**0.65**	mg/L	0.10	0.014	1		10/08/15 15:50		
365.4 Total Phosphorus	Analytical Method: EPA 365.4								
Phosphorus as PO4	ND	mg/L	0.31		1		10/15/15 12:15		
Total Carbon Dioxide Calc	Analytical Method: SM 4500-CO2 D								
Carbon Dioxide Calculation	**174**	mg/L	20.0	20.0	1		10/16/15 00:00		
5310C TOC	Analytical Method: SM 5310C								
Total Organic Carbon	**0.76J**	mg/L	1.0	0.46	1		10/14/15 13:15	7440-44-0	B

REPORT OF LABORATORY ANALYSIS

This report shall not be reproduced, except in full,
without the written consent of Pace Analytical Services, Inc..

Pace Analytical Services, Inc.
9608 Loiret Blvd.
Lenexa, KS 66219
(913)599-5665

ANALYTICAL RESULTS

Project: FORT SMITH AR
Pace Project No.: 60204563

Sample: MW-96-201510 **Lab ID: 60204563023** Collected: 10/07/15 08:30 Received: 10/08/15 10:45 Matrix: Water

Parameters	Results	Units	Report Limit	MDL	DF	Prepared	Analyzed	CAS No.	Qual
Alcohol by Direct Inject GCFID	Analytical Method: EPA 8015 - Alcohol								
2-Chloroethanol	ND	ug/L	10000	1980	1		10/13/15 20:04	107-07-3	
6010 MET ICP	Analytical Method: EPA 6010 Preparation Method: EPA 3010								
Iron	**5820**	ug/L	50.0	9.0	1	10/08/15 15:45	10/09/15 17:04	7439-89-6	
Manganese	**631**	ug/L	5.0	2.4	1	10/08/15 15:45	10/09/15 17:04	7439-96-5	
8260 MSV	Analytical Method: EPA 5030B/8260								
Acetone	ND	ug/L	10.0	1.9	1		10/10/15 00:12	67-64-1	
Benzene	ND	ug/L	1.0	0.060	1		10/10/15 00:12	71-43-2	
Bromodichloromethane	ND	ug/L	1.0	0.19	1		10/10/15 00:12	75-27-4	
Bromoform	ND	ug/L	1.0	0.070	1		10/10/15 00:12	75-25-2	
Bromomethane	ND	ug/L	5.0	0.16	1		10/10/15 00:12	74-83-9	
2-Butanone (MEK)	ND	ug/L	10.0	0.59	1		10/10/15 00:12	78-93-3	
Carbon disulfide	ND	ug/L	5.0	0.12	1		10/10/15 00:12	75-15-0	
Carbon tetrachloride	ND	ug/L	1.0	0.18	1		10/10/15 00:12	56-23-5	
Chlorobenzene	ND	ug/L	1.0	0.21	1		10/10/15 00:12	108-90-7	
Chloroethane	ND	ug/L	1.0	0.15	1		10/10/15 00:12	75-00-3	
Chloroform	ND	ug/L	1.0	0.14	1		10/10/15 00:12	67-66-3	
Chloromethane	**0.086J**	ug/L	1.0	0.080	1		10/10/15 00:12	74-87-3	
Dibromochloromethane	ND	ug/L	1.0	0.21	1		10/10/15 00:12	124-48-1	
1,1-Dichloroethane	ND	ug/L	1.0	0.050	1		10/10/15 00:12	75-34-3	
1,2-Dichloroethane	ND	ug/L	1.0	0.12	1		10/10/15 00:12	107-06-2	
1,1-Dichloroethene	ND	ug/L	1.0	0.20	1		10/10/15 00:12	75-35-4	
cis-1,2-Dichloroethene	ND	ug/L	1.0	0.080	1		10/10/15 00:12	156-59-2	
trans-1,2-Dichloroethene	ND	ug/L	1.0	0.20	1		10/10/15 00:12	156-60-5	
1,2-Dichloropropane	ND	ug/L	1.0	0.16	1		10/10/15 00:12	78-87-5	
cis-1,3-Dichloropropene	ND	ug/L	1.0	0.14	1		10/10/15 00:12	10061-01-5	
trans-1,3-Dichloropropene	ND	ug/L	1.0	0.12	1		10/10/15 00:12	10061-02-6	
Ethylbenzene	ND	ug/L	1.0	0.18	1		10/10/15 00:12	100-41-4	
2-Hexanone	ND	ug/L	10.0	1.2	1		10/10/15 00:12	591-78-6	
Methylene chloride	ND	ug/L	1.0	0.15	1		10/10/15 00:12	75-09-2	
4-Methyl-2-pentanone (MIBK)	ND	ug/L	10.0	0.42	1		10/10/15 00:12	108-10-1	
Styrene	ND	ug/L	1.0	0.12	1		10/10/15 00:12	100-42-5	
1,1,2,2-Tetrachloroethane	ND	ug/L	1.0	0.15	1		10/10/15 00:12	79-34-5	
Tetrachloroethene	ND	ug/L	1.0	0.10	1		10/10/15 00:12	127-18-4	
Toluene	ND	ug/L	1.0	0.17	1		10/10/15 00:12	108-88-3	
1,1,1-Trichloroethane	ND	ug/L	1.0	0.11	1		10/10/15 00:12	71-55-6	
1,1,2-Trichloroethane	ND	ug/L	1.0	0.20	1		10/10/15 00:12	79-00-5	
Trichloroethene	ND	ug/L	1.0	0.17	1		10/10/15 00:12	79-01-6	
Vinyl chloride	ND	ug/L	1.0	0.13	1		10/10/15 00:12	75-01-4	
Xylene (Total)	ND	ug/L	3.0	0.42	1		10/10/15 00:12	1330-20-7	
Surrogates									
4-Bromofluorobenzene (S)	99	%	80-120		1		10/10/15 00:12	460-00-4	
1,2-Dichloroethane-d4 (S)	99	%	80-120		1		10/10/15 00:12	17060-07-0	
Toluene-d8 (S)	100	%	80-120		1		10/10/15 00:12	2037-26-5	
Preservation pH	**1.0**		0.10	0.10	1		10/10/15 00:12		

REPORT OF LABORATORY ANALYSIS

This report shall not be reproduced, except in full,
without the written consent of Pace Analytical Services, Inc..

Pace Analytical Services, Inc.
9608 Loiret Blvd.
Lenexa, KS 66219
(913)599-5665

ANALYTICAL RESULTS

Project: FORT SMITH AR
Pace Project No.: 60204563

Sample: MW-96-201510 **Lab ID: 60204563023** Collected: 10/07/15 08:30 Received: 10/08/15 10:45 Matrix: Water

Parameters	Results	Units	Report Limit	MDL	DF	Prepared	Analyzed	CAS No.	Qual
2320B Alkalinity	Analytical Method: SM 2320B								
Alkalinity,Bicarbonate (CaCO3)	**42.1**	mg/L	20.0	2.0	1		10/12/15 11:02		
Alkalinity, Carbonate (CaCO3)	ND	mg/L	20.0	2.0	1		10/12/15 11:02		
Alkalinity, Total as CaCO3	**42.1**	mg/L	20.0	2.0	1		10/12/15 11:02		
Iron, Ferric (Calculation)	Analytical Method: SM 3500-Fe B#4								
Iron, Ferric	**2.5**	mg/L	0.20		1		10/15/15 00:00	7439-89-6	
4500H+ pH, Electrometric	Analytical Method: SM 4500-H+B								
pH at 25 Degrees C	**5.8**	Std. Units	0.10	0.10	1		10/15/15 00:00		H6
4500S2D Sulfide, Total	Analytical Method: SM 4500-S-2 D								
Sulfide, Total	ND	mg/L	0.050	0.012	1		10/13/15 07:53	18496-25-8	
300.0 IC Anions 28 Days	Analytical Method: EPA 300.0								
Chloride	**31.8**	mg/L	5.0	2.5	5		10/13/15 22:16	16887-00-6	
Sulfate	**6.4**	mg/L	1.0	0.24	1		10/14/15 05:49	14808-79-8	
350.1 Ammonia	Analytical Method: EPA 350.1								
Nitrogen, Ammonia	ND	mg/L	0.10	0.046	1		10/14/15 13:33	7664-41-7	
353.2 Nitrogen, NO2/NO3 unpres	Analytical Method: EPA 353.2								
Nitrogen, Nitrate	ND	mg/L	0.10	0.014	1		10/08/15 15:51		
Nitrogen, Nitrite	ND	mg/L	0.10	0.023	1		10/08/15 15:51		
Nitrogen, NO2 plus NO3	ND	mg/L	0.10	0.014	1		10/08/15 15:51		
365.4 Total Phosphorus	Analytical Method: EPA 365.4								
Phosphorus as PO4	ND	mg/L	0.31		1		10/15/15 12:16		
Total Carbon Dioxide Calc	Analytical Method: SM 4500-CO2 D								
Carbon Dioxide Calculation	**170**	mg/L	20.0	20.0	1		10/16/15 00:00		
5310C TOC	Analytical Method: SM 5310C								
Total Organic Carbon	**0.47J**	mg/L	1.0	0.46	1		10/14/15 13:54	7440-44-0	B

REPORT OF LABORATORY ANALYSIS

This report shall not be reproduced, except in full,
without the written consent of Pace Analytical Services, Inc..

Pace Analytical Services, Inc.
9608 Loiret Blvd.
Lenexa, KS 66219
(913)599-5665

ANALYTICAL RESULTS

Project: FORT SMITH AR
Pace Project No.: 60204563

Sample: MW-46R-201510 **Lab ID: 60204563024** Collected: 10/07/15 09:00 Received: 10/08/15 10:45 Matrix: Water

Parameters	Results	Units	Report Limit	MDL	DF	Prepared	Analyzed	CAS No.	Qual
Alcohol by Direct Inject GCFID	Analytical Method: EPA 8015 - Alcohol								
2-Chloroethanol	ND	ug/L	10000	1980	1		10/13/15 20:16	107-07-3	
6010 MET ICP	Analytical Method: EPA 6010 Preparation Method: EPA 3010								
Iron	**85.1**	ug/L	50.0	9.0	1	10/08/15 15:45	10/09/15 17:06	7439-89-6	
Manganese	**94.7**	ug/L	5.0	2.4	1	10/08/15 15:45	10/09/15 17:06	7439-96-5	
8260 MSV	Analytical Method: EPA 5030B/8260								
Acetone	ND	ug/L	10.0	1.9	1		10/10/15 02:22	67-64-1	
Benzene	ND	ug/L	1.0	0.060	1		10/10/15 02:22	71-43-2	
Bromodichloromethane	ND	ug/L	1.0	0.19	1		10/10/15 02:22	75-27-4	
Bromoform	ND	ug/L	1.0	0.070	1		10/10/15 02:22	75-25-2	
Bromomethane	ND	ug/L	5.0	0.16	1		10/10/15 02:22	74-83-9	
2-Butanone (MEK)	ND	ug/L	10.0	0.59	1		10/10/15 02:22	78-93-3	
Carbon disulfide	ND	ug/L	5.0	0.12	1		10/10/15 02:22	75-15-0	
Carbon tetrachloride	ND	ug/L	1.0	0.18	1		10/10/15 02:22	56-23-5	
Chlorobenzene	ND	ug/L	1.0	0.21	1		10/10/15 02:22	108-90-7	
Chloroethane	ND	ug/L	1.0	0.15	1		10/10/15 02:22	75-00-3	
Chloroform	ND	ug/L	1.0	0.14	1		10/10/15 02:22	67-66-3	
Chloromethane	ND	ug/L	1.0	0.080	1		10/10/15 02:22	74-87-3	
Dibromochloromethane	ND	ug/L	1.0	0.21	1		10/10/15 02:22	124-48-1	
1,1-Dichloroethane	ND	ug/L	1.0	0.050	1		10/10/15 02:22	75-34-3	
1,2-Dichloroethane	ND	ug/L	1.0	0.12	1		10/10/15 02:22	107-06-2	
1,1-Dichloroethene	**1.1**	ug/L	1.0	0.20	1		10/10/15 02:22	75-35-4	
cis-1,2-Dichloroethene	**10.2**	ug/L	1.0	0.080	1		10/10/15 02:22	156-59-2	
trans-1,2-Dichloroethene	**0.29J**	ug/L	1.0	0.20	1		10/10/15 02:22	156-60-5	
1,2-Dichloropropane	ND	ug/L	1.0	0.16	1		10/10/15 02:22	78-87-5	
cis-1,3-Dichloropropene	ND	ug/L	1.0	0.14	1		10/10/15 02:22	10061-01-5	
trans-1,3-Dichloropropene	ND	ug/L	1.0	0.12	1		10/10/15 02:22	10061-02-6	
Ethylbenzene	ND	ug/L	1.0	0.18	1		10/10/15 02:22	100-41-4	
2-Hexanone	ND	ug/L	10.0	1.2	1		10/10/15 02:22	591-78-6	
Methylene chloride	ND	ug/L	1.0	0.15	1		10/10/15 02:22	75-09-2	
4-Methyl-2-pentanone (MIBK)	ND	ug/L	10.0	0.42	1		10/10/15 02:22	108-10-1	
Styrene	ND	ug/L	1.0	0.12	1		10/10/15 02:22	100-42-5	
1,1,2,2-Tetrachloroethane	ND	ug/L	1.0	0.15	1		10/10/15 02:22	79-34-5	
Tetrachloroethene	ND	ug/L	1.0	0.10	1		10/10/15 02:22	127-18-4	
Toluene	ND	ug/L	1.0	0.17	1		10/10/15 02:22	108-88-3	
1,1,1-Trichloroethane	ND	ug/L	1.0	0.11	1		10/10/15 02:22	71-55-6	
1,1,2-Trichloroethane	ND	ug/L	1.0	0.20	1		10/10/15 02:22	79-00-5	
Trichloroethene	**371**	ug/L	5.0	0.85	5		10/10/15 02:37	79-01-6	
Vinyl chloride	**0.43J**	ug/L	1.0	0.13	1		10/10/15 02:22	75-01-4	
Xylene (Total)	ND	ug/L	3.0	0.42	1		10/10/15 02:22	1330-20-7	
Surrogates									
4-Bromofluorobenzene (S)	94	%	80-120		1		10/10/15 02:22	460-00-4	
1,2-Dichloroethane-d4 (S)	97	%	80-120		1		10/10/15 02:22	17060-07-0	
Toluene-d8 (S)	101	%	80-120		1		10/10/15 02:22	2037-26-5	
Preservation pH	**1.0**		0.10	0.10	1		10/10/15 02:22		

REPORT OF LABORATORY ANALYSIS

This report shall not be reproduced, except in full,
without the written consent of Pace Analytical Services, Inc..

Pace Analytical Services, Inc.
9608 Loiret Blvd.
Lenexa, KS 66219
(913)599-5665

ANALYTICAL RESULTS

Project: FORT SMITH AR
Pace Project No.: 60204563

Sample: MW-46R-201510 **Lab ID: 60204563024** Collected: 10/07/15 09:00 Received: 10/08/15 10:45 Matrix: Water

Parameters	Results	Units	Report Limit	MDL	DF	Prepared	Analyzed	CAS No.	Qual
2320B Alkalinity	Analytical Method: SM 2320B								
Alkalinity,Bicarbonate (CaCO3)	**8.4J**	mg/L	20.0	2.0	1		10/12/15 11:05		
Alkalinity, Carbonate (CaCO3)	ND	mg/L	20.0	2.0	1		10/12/15 11:05		
Alkalinity, Total as CaCO3	**8.4J**	mg/L	20.0	2.0	1		10/12/15 11:05		
Iron, Ferric (Calculation)	Analytical Method: SM 3500-Fe B#4								
Iron, Ferric	ND	mg/L	0.20		1		10/15/15 00:00	7439-89-6	
4500H+ pH, Electrometric	Analytical Method: SM 4500-H+B								
pH at 25 Degrees C	**4.9**	Std. Units	0.10	0.10	1		10/15/15 00:00		H6
4500S2D Sulfide, Total	Analytical Method: SM 4500-S-2 D								
Sulfide, Total	ND	mg/L	0.050	0.012	1		10/13/15 07:53	18496-25-8	
300.0 IC Anions 28 Days	Analytical Method: EPA 300.0								
Chloride	**222**	mg/L	20.0	10.0	20		10/14/15 06:21	16887-00-6	
Sulfate	**0.60J**	mg/L	1.0	0.24	1		10/14/15 06:05	14808-79-8	
350.1 Ammonia	Analytical Method: EPA 350.1								
Nitrogen, Ammonia	ND	mg/L	0.10	0.046	1		10/14/15 13:34	7664-41-7	
353.2 Nitrogen, NO2/NO3 unpres	Analytical Method: EPA 353.2								
Nitrogen, Nitrate	ND	mg/L	0.10	0.014	1		10/08/15 15:53		
Nitrogen, Nitrite	ND	mg/L	0.10	0.023	1		10/08/15 15:53		
Nitrogen, NO2 plus NO3	ND	mg/L	0.10	0.014	1		10/08/15 15:53		
365.4 Total Phosphorus	Analytical Method: EPA 365.4								
Phosphorus as PO4	ND	mg/L	0.31		1		10/15/15 08:01		
Total Carbon Dioxide Calc	Analytical Method: SM 4500-CO2 D								
Carbon Dioxide Calculation	ND	mg/L	20.0	20.0	1		10/16/15 00:00		
5310C TOC	Analytical Method: SM 5310C								
Total Organic Carbon	ND	mg/L	1.0	0.46	1		10/14/15 14:07	7440-44-0	

REPORT OF LABORATORY ANALYSIS

This report shall not be reproduced, except in full,
without the written consent of Pace Analytical Services, Inc..

Pace Analytical Services, Inc.
9608 Loiret Blvd.
Lenexa, KS 66219
(913)599-5665

ANALYTICAL RESULTS

Project: FORT SMITH AR
Pace Project No.: 60204563

Sample: DUP-10-201510 **Lab ID: 60204563025** Collected: 10/07/15 12:55 Received: 10/08/15 10:45 Matrix: Water

Parameters	Results	Units	Report Limit	MDL	DF	Prepared	Analyzed	CAS No.	Qual
8260 MSV	Analytical Method: EPA 5030B/8260								
Acetone	ND	ug/L	10.0	1.9	1		10/10/15 00:56	67-64-1	
Benzene	**0.20J**	ug/L	1.0	0.060	1		10/10/15 00:56	71-43-2	
Bromodichloromethane	ND	ug/L	1.0	0.19	1		10/10/15 00:56	75-27-4	
Bromoform	ND	ug/L	1.0	0.070	1		10/10/15 00:56	75-25-2	
Bromomethane	ND	ug/L	5.0	0.16	1		10/10/15 00:56	74-83-9	
2-Butanone (MEK)	ND	ug/L	10.0	0.59	1		10/10/15 00:56	78-93-3	
Carbon disulfide	ND	ug/L	5.0	0.12	1		10/10/15 00:56	75-15-0	
Carbon tetrachloride	ND	ug/L	1.0	0.18	1		10/10/15 00:56	56-23-5	
Chlorobenzene	ND	ug/L	1.0	0.21	1		10/10/15 00:56	108-90-7	
Chloroethane	ND	ug/L	1.0	0.15	1		10/10/15 00:56	75-00-3	
Chloroform	ND	ug/L	1.0	0.14	1		10/10/15 00:56	67-66-3	
Chloromethane	**0.22J**	ug/L	1.0	0.080	1		10/10/15 00:56	74-87-3	
Dibromochloromethane	ND	ug/L	1.0	0.21	1		10/10/15 00:56	124-48-1	
1,1-Dichloroethane	ND	ug/L	1.0	0.050	1		10/10/15 00:56	75-34-3	
1,2-Dichloroethane	ND	ug/L	1.0	0.12	1		10/10/15 00:56	107-06-2	
1,1-Dichloroethene	**0.28J**	ug/L	1.0	0.20	1		10/10/15 00:56	75-35-4	
cis-1,2-Dichloroethene	**3.8**	ug/L	1.0	0.080	1		10/10/15 00:56	156-59-2	
trans-1,2-Dichloroethene	ND	ug/L	1.0	0.20	1		10/10/15 00:56	156-60-5	
1,2-Dichloropropane	ND	ug/L	1.0	0.16	1		10/10/15 00:56	78-87-5	
cis-1,3-Dichloropropene	ND	ug/L	1.0	0.14	1		10/10/15 00:56	10061-01-5	
trans-1,3-Dichloropropene	ND	ug/L	1.0	0.12	1		10/10/15 00:56	10061-02-6	
Ethylbenzene	ND	ug/L	1.0	0.18	1		10/10/15 00:56	100-41-4	
2-Hexanone	ND	ug/L	10.0	1.2	1		10/10/15 00:56	591-78-6	
Methylene chloride	ND	ug/L	1.0	0.15	1		10/10/15 00:56	75-09-2	
4-Methyl-2-pentanone (MIBK)	ND	ug/L	10.0	0.42	1		10/10/15 00:56	108-10-1	
Styrene	ND	ug/L	1.0	0.12	1		10/10/15 00:56	100-42-5	
1,1,2,2-Tetrachloroethane	ND	ug/L	1.0	0.15	1		10/10/15 00:56	79-34-5	
Tetrachloroethene	ND	ug/L	1.0	0.10	1		10/10/15 00:56	127-18-4	
Toluene	ND	ug/L	1.0	0.17	1		10/10/15 00:56	108-88-3	
1,1,1-Trichloroethane	ND	ug/L	1.0	0.11	1		10/10/15 00:56	71-55-6	
1,1,2-Trichloroethane	ND	ug/L	1.0	0.20	1		10/10/15 00:56	79-00-5	
Trichloroethene	**122**	ug/L	1.0	0.17	1		10/10/15 00:56	79-01-6	
Vinyl chloride	**0.33J**	ug/L	1.0	0.13	1		10/10/15 00:56	75-01-4	
Xylene (Total)	ND	ug/L	3.0	0.42	1		10/10/15 00:56	1330-20-7	
Surrogates									
4-Bromofluorobenzene (S)	98	%	80-120		1		10/10/15 00:56	460-00-4	
1,2-Dichloroethane-d4 (S)	99	%	80-120		1		10/10/15 00:56	17060-07-0	
Toluene-d8 (S)	101	%	80-120		1		10/10/15 00:56	2037-26-5	
Preservation pH	**1.0**		0.10	0.10	1		10/10/15 00:56		

REPORT OF LABORATORY ANALYSIS

This report shall not be reproduced, except in full,
without the written consent of Pace Analytical Services, Inc..

Pace Analytical Services, Inc.
9608 Loiret Blvd.
Lenexa, KS 66219
(913)599-5665

ANALYTICAL RESULTS

Project: FORT SMITH AR
Pace Project No.: 60204563

Sample: IW-74-201510 **Lab ID: 60204563026** Collected: 10/07/15 12:55 Received: 10/08/15 10:45 Matrix: Water

Parameters	Results	Units	Report Limit	MDL	DF	Prepared	Analyzed	CAS No.	Qual
Alcohol by Direct Inject GCFID	Analytical Method: EPA 8015 - Alcohol								
2-Chloroethanol	ND	ug/L	10000	1980	1		10/13/15 20:27	107-07-3	
6010 MET ICP	Analytical Method: EPA 6010 Preparation Method: EPA 3010								
Iron	**99.2**	ug/L	50.0	9.0	1	10/08/15 15:45	10/09/15 17:08	7439-89-6	
Manganese	**1120**	ug/L	5.0	2.4	1	10/08/15 15:45	10/09/15 17:08	7439-96-5	
8260 MSV	Analytical Method: EPA 5030B/8260								
Acetone	ND	ug/L	10.0	1.9	1		10/10/15 07:40	67-64-1	
Benzene	**0.20J**	ug/L	1.0	0.060	1		10/10/15 07:40	71-43-2	
Bromodichloromethane	ND	ug/L	1.0	0.19	1		10/10/15 07:40	75-27-4	
Bromoform	ND	ug/L	1.0	0.070	1		10/10/15 07:40	75-25-2	
Bromomethane	ND	ug/L	5.0	0.16	1		10/10/15 07:40	74-83-9	
2-Butanone (MEK)	ND	ug/L	10.0	0.59	1		10/10/15 07:40	78-93-3	
Carbon disulfide	ND	ug/L	5.0	0.12	1		10/10/15 07:40	75-15-0	
Carbon tetrachloride	ND	ug/L	1.0	0.18	1		10/10/15 07:40	56-23-5	
Chlorobenzene	ND	ug/L	1.0	0.21	1		10/10/15 07:40	108-90-7	
Chloroethane	ND	ug/L	1.0	0.15	1		10/10/15 07:40	75-00-3	
Chloroform	ND	ug/L	1.0	0.14	1		10/10/15 07:40	67-66-3	
Chloromethane	**0.12J**	ug/L	1.0	0.080	1		10/10/15 07:40	74-87-3	
Dibromochloromethane	ND	ug/L	1.0	0.21	1		10/10/15 07:40	124-48-1	
1,1-Dichloroethane	ND	ug/L	1.0	0.050	1		10/10/15 07:40	75-34-3	
1,2-Dichloroethane	ND	ug/L	1.0	0.12	1		10/10/15 07:40	107-06-2	
1,1-Dichloroethene	ND	ug/L	1.0	0.20	1		10/10/15 07:40	75-35-4	
cis-1,2-Dichloroethene	**3.8**	ug/L	1.0	0.080	1		10/10/15 07:40	156-59-2	
trans-1,2-Dichloroethene	ND	ug/L	1.0	0.20	1		10/10/15 07:40	156-60-5	
1,2-Dichloropropane	ND	ug/L	1.0	0.16	1		10/10/15 07:40	78-87-5	
cis-1,3-Dichloropropene	ND	ug/L	1.0	0.14	1		10/10/15 07:40	10061-01-5	
trans-1,3-Dichloropropene	ND	ug/L	1.0	0.12	1		10/10/15 07:40	10061-02-6	
Ethylbenzene	ND	ug/L	1.0	0.18	1		10/10/15 07:40	100-41-4	
2-Hexanone	ND	ug/L	10.0	1.2	1		10/10/15 07:40	591-78-6	
Methylene chloride	ND	ug/L	1.0	0.15	1		10/10/15 07:40	75-09-2	
4-Methyl-2-pentanone (MIBK)	ND	ug/L	10.0	0.42	1		10/10/15 07:40	108-10-1	
Styrene	ND	ug/L	1.0	0.12	1		10/10/15 07:40	100-42-5	
1,1,2,2-Tetrachloroethane	ND	ug/L	1.0	0.15	1		10/10/15 07:40	79-34-5	
Tetrachloroethene	ND	ug/L	1.0	0.10	1		10/10/15 07:40	127-18-4	
Toluene	ND	ug/L	1.0	0.17	1		10/10/15 07:40	108-88-3	
1,1,1-Trichloroethane	ND	ug/L	1.0	0.11	1		10/10/15 07:40	71-55-6	
1,1,2-Trichloroethane	ND	ug/L	1.0	0.20	1		10/10/15 07:40	79-00-5	
Trichloroethene	**121**	ug/L	1.0	0.17	1		10/10/15 07:40	79-01-6	
Vinyl chloride	**0.36J**	ug/L	1.0	0.13	1		10/10/15 07:40	75-01-4	
Xylene (Total)	ND	ug/L	3.0	0.42	1		10/10/15 07:40	1330-20-7	
Surrogates									
4-Bromofluorobenzene (S)	96	%	80-120		1		10/10/15 07:40	460-00-4	
1,2-Dichloroethane-d4 (S)	97	%	80-120		1		10/10/15 07:40	17060-07-0	
Toluene-d8 (S)	102	%	80-120		1		10/10/15 07:40	2037-26-5	
Preservation pH	**1.0**		0.10	0.10	1		10/10/15 07:40		

REPORT OF LABORATORY ANALYSIS

This report shall not be reproduced, except in full,
without the written consent of Pace Analytical Services, Inc..

Pace Analytical Services, Inc.
9608 Loiret Blvd.
Lenexa, KS 66219
(913)599-5665

ANALYTICAL RESULTS

Project: FORT SMITH AR
Pace Project No.: 60204563

Sample: IW-74-201510 **Lab ID: 60204563026** Collected: 10/07/15 12:55 Received: 10/08/15 10:45 Matrix: Water

Parameters	Results	Units	Report Limit	MDL	DF	Prepared	Analyzed	CAS No.	Qual
2320B Alkalinity	Analytical Method: SM 2320B								
Alkalinity,Bicarbonate (CaCO3)	**67.9**	mg/L	20.0	2.0	1		10/12/15 11:08		
Alkalinity, Carbonate (CaCO3)	ND	mg/L	20.0	2.0	1		10/12/15 11:08		
Alkalinity, Total as CaCO3	**67.9**	mg/L	20.0	2.0	1		10/12/15 11:08		
Iron, Ferric (Calculation)	Analytical Method: SM 3500-Fe B#4								
Iron, Ferric	ND	mg/L	0.20		1		10/15/15 00:00	7439-89-6	
4500H+ pH, Electrometric	Analytical Method: SM 4500-H+B								
pH at 25 Degrees C	**5.8**	Std. Units	0.10	0.10	1		10/15/15 00:00		H6
4500S2D Sulfide, Total	Analytical Method: SM 4500-S-2 D								
Sulfide, Total	ND	mg/L	0.050	0.012	1		10/13/15 07:53	18496-25-8	
300.0 IC Anions 28 Days	Analytical Method: EPA 300.0								
Chloride	**272**	mg/L	20.0	10.0	20		10/14/15 15:24	16887-00-6	
Sulfate	**2.3**	mg/L	1.0	0.24	1		10/14/15 15:07	14808-79-8	
350.1 Ammonia	Analytical Method: EPA 350.1								
Nitrogen, Ammonia	ND	mg/L	0.10	0.046	1		10/14/15 13:35	7664-41-7	
353.2 Nitrogen, NO2/NO3 unpres	Analytical Method: EPA 353.2								
Nitrogen, Nitrate	**0.40**	mg/L	0.10	0.014	1		10/08/15 15:54		
Nitrogen, Nitrite	ND	mg/L	0.10	0.023	1		10/08/15 15:54		
Nitrogen, NO2 plus NO3	**0.40**	mg/L	0.10	0.014	1		10/08/15 15:54		
365.4 Total Phosphorus	Analytical Method: EPA 365.4								
Phosphorus as PO4	ND	mg/L	0.31		1		10/15/15 08:02		
Total Carbon Dioxide Calc	Analytical Method: SM 4500-CO2 D								
Carbon Dioxide Calculation	**252**	mg/L	20.0	20.0	1		10/16/15 00:00		
5310C TOC	Analytical Method: SM 5310C								
Total Organic Carbon	ND	mg/L	1.0	0.46	1		10/14/15 14:20	7440-44-0	

REPORT OF LABORATORY ANALYSIS

This report shall not be reproduced, except in full,
without the written consent of Pace Analytical Services, Inc..

Pace Analytical Services, Inc.
9608 Loiret Blvd.
Lenexa, KS 66219
(913)599-5665

ANALYTICAL RESULTS

Project: FORT SMITH AR
Pace Project No.: 60204563

Sample: MW-26-201510 **Lab ID: 60204563027** Collected: 10/07/15 11:45 Received: 10/08/15 10:45 Matrix: Water

Parameters	Results	Units	Report Limit	MDL	DF	Prepared	Analyzed	CAS No.	Qual
Alcohol by Direct Inject GCFID	Analytical Method: EPA 8015 - Alcohol								
2-Chloroethanol	ND	ug/L	10000	1980	1		10/13/15 20:38	107-07-3	
6010 MET ICP	Analytical Method: EPA 6010 Preparation Method: EPA 3010								
Iron	**10.0J**	ug/L	50.0	9.0	1	10/08/15 15:45	10/09/15 17:11	7439-89-6	
Manganese	**443**	ug/L	5.0	2.4	1	10/08/15 15:45	10/09/15 17:11	7439-96-5	
8260 MSV	Analytical Method: EPA 5030B/8260								
Acetone	ND	ug/L	10.0	1.9	1		10/10/15 06:28	67-64-1	
Benzene	ND	ug/L	1.0	0.060	1		10/10/15 06:28	71-43-2	
Bromodichloromethane	ND	ug/L	1.0	0.19	1		10/10/15 06:28	75-27-4	
Bromoform	ND	ug/L	1.0	0.070	1		10/10/15 06:28	75-25-2	
Bromomethane	ND	ug/L	5.0	0.16	1		10/10/15 06:28	74-83-9	
2-Butanone (MEK)	ND	ug/L	10.0	0.59	1		10/10/15 06:28	78-93-3	
Carbon disulfide	ND	ug/L	5.0	0.12	1		10/10/15 06:28	75-15-0	
Carbon tetrachloride	ND	ug/L	1.0	0.18	1		10/10/15 06:28	56-23-5	
Chlorobenzene	ND	ug/L	1.0	0.21	1		10/10/15 06:28	108-90-7	
Chloroethane	ND	ug/L	1.0	0.15	1		10/10/15 06:28	75-00-3	
Chloroform	ND	ug/L	1.0	0.14	1		10/10/15 06:28	67-66-3	
Chloromethane	ND	ug/L	1.0	0.080	1		10/10/15 06:28	74-87-3	
Dibromochloromethane	ND	ug/L	1.0	0.21	1		10/10/15 06:28	124-48-1	
1,1-Dichloroethane	ND	ug/L	1.0	0.050	1		10/10/15 06:28	75-34-3	
1,2-Dichloroethane	ND	ug/L	1.0	0.12	1		10/10/15 06:28	107-06-2	
1,1-Dichloroethene	ND	ug/L	1.0	0.20	1		10/10/15 06:28	75-35-4	
cis-1,2-Dichloroethene	ND	ug/L	1.0	0.080	1		10/10/15 06:28	156-59-2	
trans-1,2-Dichloroethene	ND	ug/L	1.0	0.20	1		10/10/15 06:28	156-60-5	
1,2-Dichloropropane	ND	ug/L	1.0	0.16	1		10/10/15 06:28	78-87-5	
cis-1,3-Dichloropropene	ND	ug/L	1.0	0.14	1		10/10/15 06:28	10061-01-5	
trans-1,3-Dichloropropene	ND	ug/L	1.0	0.12	1		10/10/15 06:28	10061-02-6	
Ethylbenzene	ND	ug/L	1.0	0.18	1		10/10/15 06:28	100-41-4	
2-Hexanone	ND	ug/L	10.0	1.2	1		10/10/15 06:28	591-78-6	
Methylene chloride	ND	ug/L	1.0	0.15	1		10/10/15 06:28	75-09-2	
4-Methyl-2-pentanone (MIBK)	ND	ug/L	10.0	0.42	1		10/10/15 06:28	108-10-1	
Styrene	ND	ug/L	1.0	0.12	1		10/10/15 06:28	100-42-5	
1,1,2,2-Tetrachloroethane	ND	ug/L	1.0	0.15	1		10/10/15 06:28	79-34-5	
Tetrachloroethene	ND	ug/L	1.0	0.10	1		10/10/15 06:28	127-18-4	
Toluene	ND	ug/L	1.0	0.17	1		10/10/15 06:28	108-88-3	
1,1,1-Trichloroethane	ND	ug/L	1.0	0.11	1		10/10/15 06:28	71-55-6	
1,1,2-Trichloroethane	ND	ug/L	1.0	0.20	1		10/10/15 06:28	79-00-5	
Trichloroethene	ND	ug/L	1.0	0.17	1		10/10/15 06:28	79-01-6	
Vinyl chloride	ND	ug/L	1.0	0.13	1		10/10/15 06:28	75-01-4	
Xylene (Total)	ND	ug/L	3.0	0.42	1		10/10/15 06:28	1330-20-7	
Surrogates									
4-Bromofluorobenzene (S)	100	%	80-120		1		10/10/15 06:28	460-00-4	
1,2-Dichloroethane-d4 (S)	96	%	80-120		1		10/10/15 06:28	17060-07-0	
Toluene-d8 (S)	101	%	80-120		1		10/10/15 06:28	2037-26-5	
Preservation pH	**1.0**		0.10	0.10	1		10/10/15 06:28		

REPORT OF LABORATORY ANALYSIS

This report shall not be reproduced, except in full,
without the written consent of Pace Analytical Services, Inc..

Pace Analytical Services, Inc.
9608 Loiret Blvd.
Lenexa, KS 66219
(913)599-5665

ANALYTICAL RESULTS

Project: FORT SMITH AR
Pace Project No.: 60204563

Sample: MW-26-201510 **Lab ID: 60204563027** Collected: 10/07/15 11:45 Received: 10/08/15 10:45 Matrix: Water

Parameters	Results	Units	Report Limit	MDL	DF	Prepared	Analyzed	CAS No.	Qual
2320B Alkalinity	Analytical Method: SM 2320B								
Alkalinity,Bicarbonate (CaCO3)	**23.7**	mg/L	20.0	2.0	1		10/12/15 11:11		
Alkalinity, Carbonate (CaCO3)	ND	mg/L	20.0	2.0	1		10/12/15 11:11		
Alkalinity, Total as CaCO3	**23.7**	mg/L	20.0	2.0	1		10/12/15 11:11		
Iron, Ferric (Calculation)	Analytical Method: SM 3500-Fe B#4								
Iron, Ferric	ND	mg/L	0.20		1		10/15/15 00:00	7439-89-6	
4500H+ pH, Electrometric	Analytical Method: SM 4500-H+B								
pH at 25 Degrees C	**5.3**	Std. Units	0.10	0.10	1		10/15/15 00:00		H6
4500S2D Sulfide, Total	Analytical Method: SM 4500-S-2 D								
Sulfide, Total	ND	mg/L	0.050	0.012	1		10/13/15 07:53	18496-25-8	
300.0 IC Anions 28 Days	Analytical Method: EPA 300.0								
Chloride	**276**	mg/L	20.0	10.0	20		10/14/15 15:56	16887-00-6	
Sulfate	**9.4**	mg/L	1.0	0.24	1		10/14/15 15:40	14808-79-8	
350.1 Ammonia	Analytical Method: EPA 350.1								
Nitrogen, Ammonia	ND	mg/L	0.10	0.046	1		10/14/15 13:36	7664-41-7	
353.2 Nitrogen, NO2/NO3 unpres	Analytical Method: EPA 353.2								
Nitrogen, Nitrate	**3.2**	mg/L	0.10	0.014	1		10/08/15 15:55		
Nitrogen, Nitrite	ND	mg/L	0.10	0.023	1		10/08/15 15:55		
Nitrogen, NO2 plus NO3	**3.2**	mg/L	0.10	0.014	1		10/08/15 15:55		
365.4 Total Phosphorus	Analytical Method: EPA 365.4								
Phosphorus as PO4	ND	mg/L	0.31		1		10/15/15 08:03		
Total Carbon Dioxide Calc	Analytical Method: SM 4500-CO2 D								
Carbon Dioxide Calculation	**270**	mg/L	20.0	20.0	1		10/16/15 00:00		
5310C TOC	Analytical Method: SM 5310C								
Total Organic Carbon	ND	mg/L	1.0	0.46	1		10/14/15 14:33	7440-44-0	

REPORT OF LABORATORY ANALYSIS

This report shall not be reproduced, except in full,
without the written consent of Pace Analytical Services, Inc..

Pace Analytical Services, Inc.
9608 Loiret Blvd.
Lenexa, KS 66219
(913)599-5665

ANALYTICAL RESULTS

Project: FORT SMITH AR
Pace Project No.: 60204563

Sample: MW-27-201510 **Lab ID: 60204563028** Collected: 10/07/15 14:12 Received: 10/08/15 10:45 Matrix: Water

Parameters	Results	Units	Report Limit	MDL	DF	Prepared	Analyzed	CAS No.	Qual
Alcohol by Direct Inject GCFID	Analytical Method: EPA 8015 - Alcohol								
2-Chloroethanol	ND	ug/L	10000	1980	1		10/13/15 20:49	107-07-3	
6010 MET ICP	Analytical Method: EPA 6010 Preparation Method: EPA 3010								
Iron	**525**	ug/L	50.0	9.0	1	10/08/15 15:45	10/09/15 17:13	7439-89-6	
Manganese	**11.6**	ug/L	5.0	2.4	1	10/08/15 15:45	10/09/15 17:13	7439-96-5	
8260 MSV	Analytical Method: EPA 5030B/8260								
Acetone	**2.4J**	ug/L	10.0	1.9	1		10/10/15 06:43	67-64-1	
Benzene	ND	ug/L	1.0	0.060	1		10/10/15 06:43	71-43-2	
Bromodichloromethane	ND	ug/L	1.0	0.19	1		10/10/15 06:43	75-27-4	
Bromoform	ND	ug/L	1.0	0.070	1		10/10/15 06:43	75-25-2	
Bromomethane	ND	ug/L	5.0	0.16	1		10/10/15 06:43	74-83-9	
2-Butanone (MEK)	ND	ug/L	10.0	0.59	1		10/10/15 06:43	78-93-3	
Carbon disulfide	ND	ug/L	5.0	0.12	1		10/10/15 06:43	75-15-0	
Carbon tetrachloride	ND	ug/L	1.0	0.18	1		10/10/15 06:43	56-23-5	
Chlorobenzene	ND	ug/L	1.0	0.21	1		10/10/15 06:43	108-90-7	
Chloroethane	ND	ug/L	1.0	0.15	1		10/10/15 06:43	75-00-3	
Chloroform	ND	ug/L	1.0	0.14	1		10/10/15 06:43	67-66-3	
Chloromethane	ND	ug/L	1.0	0.080	1		10/10/15 06:43	74-87-3	
Dibromochloromethane	ND	ug/L	1.0	0.21	1		10/10/15 06:43	124-48-1	
1,1-Dichloroethane	ND	ug/L	1.0	0.050	1		10/10/15 06:43	75-34-3	
1,2-Dichloroethane	ND	ug/L	1.0	0.12	1		10/10/15 06:43	107-06-2	
1,1-Dichloroethene	ND	ug/L	1.0	0.20	1		10/10/15 06:43	75-35-4	
cis-1,2-Dichloroethene	**0.33J**	ug/L	1.0	0.080	1		10/10/15 06:43	156-59-2	
trans-1,2-Dichloroethene	ND	ug/L	1.0	0.20	1		10/10/15 06:43	156-60-5	
1,2-Dichloropropane	ND	ug/L	1.0	0.16	1		10/10/15 06:43	78-87-5	
cis-1,3-Dichloropropene	ND	ug/L	1.0	0.14	1		10/10/15 06:43	10061-01-5	
trans-1,3-Dichloropropene	ND	ug/L	1.0	0.12	1		10/10/15 06:43	10061-02-6	
Ethylbenzene	ND	ug/L	1.0	0.18	1		10/10/15 06:43	100-41-4	
2-Hexanone	ND	ug/L	10.0	1.2	1		10/10/15 06:43	591-78-6	
Methylene chloride	ND	ug/L	1.0	0.15	1		10/10/15 06:43	75-09-2	
4-Methyl-2-pentanone (MIBK)	ND	ug/L	10.0	0.42	1		10/10/15 06:43	108-10-1	
Styrene	ND	ug/L	1.0	0.12	1		10/10/15 06:43	100-42-5	
1,1,2,2-Tetrachloroethane	ND	ug/L	1.0	0.15	1		10/10/15 06:43	79-34-5	
Tetrachloroethene	ND	ug/L	1.0	0.10	1		10/10/15 06:43	127-18-4	
Toluene	ND	ug/L	1.0	0.17	1		10/10/15 06:43	108-88-3	
1,1,1-Trichloroethane	ND	ug/L	1.0	0.11	1		10/10/15 06:43	71-55-6	
1,1,2-Trichloroethane	ND	ug/L	1.0	0.20	1		10/10/15 06:43	79-00-5	
Trichloroethene	**0.55J**	ug/L	1.0	0.17	1		10/10/15 06:43	79-01-6	
Vinyl chloride	ND	ug/L	1.0	0.13	1		10/10/15 06:43	75-01-4	
Xylene (Total)	ND	ug/L	3.0	0.42	1		10/10/15 06:43	1330-20-7	
Surrogates									
4-Bromofluorobenzene (S)	100	%	80-120		1		10/10/15 06:43	460-00-4	
1,2-Dichloroethane-d4 (S)	99	%	80-120		1		10/10/15 06:43	17060-07-0	
Toluene-d8 (S)	102	%	80-120		1		10/10/15 06:43	2037-26-5	
Preservation pH	**1.0**		0.10	0.10	1		10/10/15 06:43		

REPORT OF LABORATORY ANALYSIS

This report shall not be reproduced, except in full,
without the written consent of Pace Analytical Services, Inc..

Pace Analytical Services, Inc.
9608 Loiret Blvd.
Lenexa, KS 66219
(913)599-5665

ANALYTICAL RESULTS

Project: FORT SMITH AR
Pace Project No.: 60204563

Sample: MW-27-201510 **Lab ID: 60204563028** Collected: 10/07/15 14:12 Received: 10/08/15 10:45 Matrix: Water

Parameters	Results	Units	Report Limit	MDL	DF	Prepared	Analyzed	CAS No.	Qual
2320B Alkalinity	Analytical Method: SM 2320B								
Alkalinity,Bicarbonate (CaCO3)	**38.4**	mg/L	20.0	2.0	1		10/12/15 11:14		
Alkalinity, Carbonate (CaCO3)	ND	mg/L	20.0	2.0	1		10/12/15 11:14		
Alkalinity, Total as CaCO3	**38.4**	mg/L	20.0	2.0	1		10/12/15 11:14		
Iron, Ferric (Calculation)	Analytical Method: SM 3500-Fe B#4								
Iron, Ferric	**0.52**	mg/L	0.20		1		10/15/15 00:00	7439-89-6	
4500H+ pH, Electrometric	Analytical Method: SM 4500-H+B								
pH at 25 Degrees C	**5.8**	Std. Units	0.10	0.10	1		10/15/15 00:00		H6
4500S2D Sulfide, Total	Analytical Method: SM 4500-S-2 D								
Sulfide, Total	ND	mg/L	0.050	0.012	1		10/13/15 07:53	18496-25-8	
300.0 IC Anions 28 Days	Analytical Method: EPA 300.0								
Chloride	**34.3**	mg/L	5.0	2.5	5		10/14/15 17:01	16887-00-6	
Sulfate	**12.0**	mg/L	1.0	0.24	1		10/14/15 16:12	14808-79-8	
350.1 Ammonia	Analytical Method: EPA 350.1								
Nitrogen, Ammonia	ND	mg/L	0.10	0.046	1		10/14/15 13:37	7664-41-7	
353.2 Nitrogen, NO2/NO3 unpres	Analytical Method: EPA 353.2								
Nitrogen, Nitrate	**0.47**	mg/L	0.10	0.014	1		10/08/15 15:56		
Nitrogen, Nitrite	ND	mg/L	0.10	0.023	1		10/08/15 15:56		
Nitrogen, NO2 plus NO3	**0.47**	mg/L	0.10	0.014	1		10/08/15 15:56		
365.4 Total Phosphorus	Analytical Method: EPA 365.4								
Phosphorus as PO4	ND	mg/L	0.31		1		10/15/15 08:04		
Total Carbon Dioxide Calc	Analytical Method: SM 4500-CO2 D								
Carbon Dioxide Calculation	**153**	mg/L	20.0	20.0	1		10/16/15 00:00		
5310C TOC	Analytical Method: SM 5310C								
Total Organic Carbon	**1.1**	mg/L	1.0	0.46	1		10/14/15 14:46	7440-44-0	B

REPORT OF LABORATORY ANALYSIS

This report shall not be reproduced, except in full,
without the written consent of Pace Analytical Services, Inc..

Pace Analytical Services, Inc.
9608 Loiret Blvd.
Lenexa, KS 66219
(913)599-5665

ANALYTICAL RESULTS

Project: FORT SMITH AR
Pace Project No.: 60204563

Sample: MW-89-201510 **Lab ID: 60204563029** Collected: 10/07/15 11:57 Received: 10/08/15 10:45 Matrix: Water

Parameters	Results	Units	Report Limit	MDL	DF	Prepared	Analyzed	CAS No.	Qual
Alcohol by Direct Inject GCFID	Analytical Method: EPA 8015 - Alcohol								
2-Chloroethanol	ND	ug/L	10000	1980	1		10/13/15 21:00	107-07-3	
6010 MET ICP	Analytical Method: EPA 6010 Preparation Method: EPA 3010								
Iron	**73.6**	ug/L	50.0	9.0	1	10/08/15 15:45	10/09/15 17:15	7439-89-6	
Manganese	**302**	ug/L	5.0	2.4	1	10/08/15 15:45	10/09/15 17:15	7439-96-5	
8260 MSV	Analytical Method: EPA 5030B/8260								
Acetone	ND	ug/L	10.0	1.9	1		10/10/15 07:26	67-64-1	
Benzene	ND	ug/L	1.0	0.060	1		10/10/15 07:26	71-43-2	
Bromodichloromethane	ND	ug/L	1.0	0.19	1		10/10/15 07:26	75-27-4	
Bromoform	ND	ug/L	1.0	0.070	1		10/10/15 07:26	75-25-2	
Bromomethane	ND	ug/L	5.0	0.16	1		10/10/15 07:26	74-83-9	
2-Butanone (MEK)	ND	ug/L	10.0	0.59	1		10/10/15 07:26	78-93-3	
Carbon disulfide	ND	ug/L	5.0	0.12	1		10/10/15 07:26	75-15-0	
Carbon tetrachloride	ND	ug/L	1.0	0.18	1		10/10/15 07:26	56-23-5	
Chlorobenzene	ND	ug/L	1.0	0.21	1		10/10/15 07:26	108-90-7	
Chloroethane	ND	ug/L	1.0	0.15	1		10/10/15 07:26	75-00-3	
Chloroform	ND	ug/L	1.0	0.14	1		10/10/15 07:26	67-66-3	
Chloromethane	ND	ug/L	1.0	0.080	1		10/10/15 07:26	74-87-3	
Dibromochloromethane	ND	ug/L	1.0	0.21	1		10/10/15 07:26	124-48-1	
1,1-Dichloroethane	ND	ug/L	1.0	0.050	1		10/10/15 07:26	75-34-3	
1,2-Dichloroethane	ND	ug/L	1.0	0.12	1		10/10/15 07:26	107-06-2	
1,1-Dichloroethene	ND	ug/L	1.0	0.20	1		10/10/15 07:26	75-35-4	
cis-1,2-Dichloroethene	**0.24J**	ug/L	1.0	0.080	1		10/10/15 07:26	156-59-2	
trans-1,2-Dichloroethene	ND	ug/L	1.0	0.20	1		10/10/15 07:26	156-60-5	
1,2-Dichloropropane	ND	ug/L	1.0	0.16	1		10/10/15 07:26	78-87-5	
cis-1,3-Dichloropropene	ND	ug/L	1.0	0.14	1		10/10/15 07:26	10061-01-5	
trans-1,3-Dichloropropene	ND	ug/L	1.0	0.12	1		10/10/15 07:26	10061-02-6	
Ethylbenzene	ND	ug/L	1.0	0.18	1		10/10/15 07:26	100-41-4	
2-Hexanone	ND	ug/L	10.0	1.2	1		10/10/15 07:26	591-78-6	
Methylene chloride	ND	ug/L	1.0	0.15	1		10/10/15 07:26	75-09-2	
4-Methyl-2-pentanone (MIBK)	ND	ug/L	10.0	0.42	1		10/10/15 07:26	108-10-1	
Styrene	ND	ug/L	1.0	0.12	1		10/10/15 07:26	100-42-5	
1,1,2,2-Tetrachloroethane	ND	ug/L	1.0	0.15	1		10/10/15 07:26	79-34-5	
Tetrachloroethene	ND	ug/L	1.0	0.10	1		10/10/15 07:26	127-18-4	
Toluene	ND	ug/L	1.0	0.17	1		10/10/15 07:26	108-88-3	
1,1,1-Trichloroethane	ND	ug/L	1.0	0.11	1		10/10/15 07:26	71-55-6	
1,1,2-Trichloroethane	ND	ug/L	1.0	0.20	1		10/10/15 07:26	79-00-5	
Trichloroethene	**12.7**	ug/L	1.0	0.17	1		10/10/15 07:26	79-01-6	
Vinyl chloride	ND	ug/L	1.0	0.13	1		10/10/15 07:26	75-01-4	
Xylene (Total)	ND	ug/L	3.0	0.42	1		10/10/15 07:26	1330-20-7	
Surrogates									
4-Bromofluorobenzene (S)	99	%	80-120		1		10/10/15 07:26	460-00-4	
1,2-Dichloroethane-d4 (S)	98	%	80-120		1		10/10/15 07:26	17060-07-0	
Toluene-d8 (S)	103	%	80-120		1		10/10/15 07:26	2037-26-5	
Preservation pH	**1.0**		0.10	0.10	1		10/10/15 07:26		

REPORT OF LABORATORY ANALYSIS

This report shall not be reproduced, except in full,
without the written consent of Pace Analytical Services, Inc..

Pace Analytical Services, Inc.
9608 Loiret Blvd.
Lenexa, KS 66219
(913)599-5665

ANALYTICAL RESULTS

Project: FORT SMITH AR
Pace Project No.: 60204563

Sample: MW-89-201510 **Lab ID: 60204563029** Collected: 10/07/15 11:57 Received: 10/08/15 10:45 Matrix: Water

Parameters	Results	Units	Report Limit	MDL	DF	Prepared	Analyzed	CAS No.	Qual
2320B Alkalinity	Analytical Method: SM 2320B								
Alkalinity,Bicarbonate (CaCO3)	**26.8**	mg/L	20.0	2.0	1		10/12/15 11:26		
Alkalinity, Carbonate (CaCO3)	ND	mg/L	20.0	2.0	1		10/12/15 11:26		
Alkalinity, Total as CaCO3	**26.8**	mg/L	20.0	2.0	1		10/12/15 11:26		
Iron, Ferric (Calculation)	Analytical Method: SM 3500-Fe B#4								
Iron, Ferric	ND	mg/L	0.20		1		10/15/15 00:00	7439-89-6	
4500H+ pH, Electrometric	Analytical Method: SM 4500-H+B								
pH at 25 Degrees C	**5.3**	Std. Units	0.10	0.10	1		10/15/15 00:00		H6
4500S2D Sulfide, Total	Analytical Method: SM 4500-S-2 D								
Sulfide, Total	ND	mg/L	0.050	0.012	1		10/13/15 07:53	18496-25-8	
300.0 IC Anions 28 Days	Analytical Method: EPA 300.0								
Chloride	**43.8**	mg/L	5.0	2.5	5		10/14/15 17:33	16887-00-6	
Sulfate	**8.8**	mg/L	1.0	0.24	1		10/14/15 17:17	14808-79-8	
350.1 Ammonia	Analytical Method: EPA 350.1								
Nitrogen, Ammonia	ND	mg/L	0.10	0.046	1		10/14/15 13:41	7664-41-7	
353.2 Nitrogen, NO2/NO3 unpres	Analytical Method: EPA 353.2								
Nitrogen, Nitrate	**106**	mg/L	5.0	0.70	50		10/08/15 16:30		
Nitrogen, Nitrite	ND	mg/L	5.0	1.2	50		10/08/15 16:30		
Nitrogen, NO2 plus NO3	**106**	mg/L	5.0	0.70	50		10/08/15 16:30		
365.4 Total Phosphorus	Analytical Method: EPA 365.4								
Phosphorus as PO4	ND	mg/L	0.31		1		10/15/15 08:05		
Total Carbon Dioxide Calc	Analytical Method: SM 4500-CO2 D								
Carbon Dioxide Calculation	**305**	mg/L	20.0	20.0	1		10/16/15 00:00		
5310C TOC	Analytical Method: SM 5310C								
Total Organic Carbon	**1.3**	mg/L	1.0	0.46	1		10/14/15 14:59	7440-44-0	B

REPORT OF LABORATORY ANALYSIS

This report shall not be reproduced, except in full,
without the written consent of Pace Analytical Services, Inc..

Pace Analytical Services, Inc.
9608 Loiret Blvd.
Lenexa, KS 66219
(913)599-5665

ANALYTICAL RESULTS

Project: FORT SMITH AR
Pace Project No.: 60204563

Sample: ITMW-16-201510 **Lab ID: 60204563030** Collected: 10/07/15 12:00 Received: 10/08/15 10:45 Matrix: Water

Parameters	Results	Units	Report Limit	MDL	DF	Prepared	Analyzed	CAS No.	Qual
Alcohol by Direct Inject GCFID	Analytical Method: EPA 8015 - Alcohol								
2-Chloroethanol	ND	ug/L	10000	1980	1		10/13/15 21:11	107-07-3	
6010 MET ICP	Analytical Method: EPA 6010 Preparation Method: EPA 3010								
Iron	**1440**	ug/L	50.0	9.0	1	10/08/15 15:45	10/09/15 17:34	7439-89-6	
Manganese	**184**	ug/L	5.0	2.4	1	10/08/15 15:45	10/09/15 17:34	7439-96-5	
8260 MSV	Analytical Method: EPA 5030B/8260								
Acetone	ND	ug/L	10.0	1.9	1		10/10/15 06:57	67-64-1	
Benzene	ND	ug/L	1.0	0.060	1		10/10/15 06:57	71-43-2	
Bromodichloromethane	ND	ug/L	1.0	0.19	1		10/10/15 06:57	75-27-4	
Bromoform	ND	ug/L	1.0	0.070	1		10/10/15 06:57	75-25-2	
Bromomethane	ND	ug/L	5.0	0.16	1		10/10/15 06:57	74-83-9	
2-Butanone (MEK)	ND	ug/L	10.0	0.59	1		10/10/15 06:57	78-93-3	
Carbon disulfide	ND	ug/L	5.0	0.12	1		10/10/15 06:57	75-15-0	
Carbon tetrachloride	ND	ug/L	1.0	0.18	1		10/10/15 06:57	56-23-5	
Chlorobenzene	ND	ug/L	1.0	0.21	1		10/10/15 06:57	108-90-7	
Chloroethane	ND	ug/L	1.0	0.15	1		10/10/15 06:57	75-00-3	
Chloroform	ND	ug/L	1.0	0.14	1		10/10/15 06:57	67-66-3	
Chloromethane	**0.12J**	ug/L	1.0	0.080	1		10/10/15 06:57	74-87-3	
Dibromochloromethane	ND	ug/L	1.0	0.21	1		10/10/15 06:57	124-48-1	
1,1-Dichloroethane	ND	ug/L	1.0	0.050	1		10/10/15 06:57	75-34-3	
1,2-Dichloroethane	ND	ug/L	1.0	0.12	1		10/10/15 06:57	107-06-2	
1,1-Dichloroethene	ND	ug/L	1.0	0.20	1		10/10/15 06:57	75-35-4	
cis-1,2-Dichloroethene	ND	ug/L	1.0	0.080	1		10/10/15 06:57	156-59-2	
trans-1,2-Dichloroethene	ND	ug/L	1.0	0.20	1		10/10/15 06:57	156-60-5	
1,2-Dichloropropane	ND	ug/L	1.0	0.16	1		10/10/15 06:57	78-87-5	
cis-1,3-Dichloropropene	ND	ug/L	1.0	0.14	1		10/10/15 06:57	10061-01-5	
trans-1,3-Dichloropropene	ND	ug/L	1.0	0.12	1		10/10/15 06:57	10061-02-6	
Ethylbenzene	ND	ug/L	1.0	0.18	1		10/10/15 06:57	100-41-4	
2-Hexanone	ND	ug/L	10.0	1.2	1		10/10/15 06:57	591-78-6	
Methylene chloride	ND	ug/L	1.0	0.15	1		10/10/15 06:57	75-09-2	
4-Methyl-2-pentanone (MIBK)	ND	ug/L	10.0	0.42	1		10/10/15 06:57	108-10-1	
Styrene	ND	ug/L	1.0	0.12	1		10/10/15 06:57	100-42-5	
1,1,2,2-Tetrachloroethane	ND	ug/L	1.0	0.15	1		10/10/15 06:57	79-34-5	
Tetrachloroethene	ND	ug/L	1.0	0.10	1		10/10/15 06:57	127-18-4	
Toluene	ND	ug/L	1.0	0.17	1		10/10/15 06:57	108-88-3	
1,1,1-Trichloroethane	ND	ug/L	1.0	0.11	1		10/10/15 06:57	71-55-6	
1,1,2-Trichloroethane	ND	ug/L	1.0	0.20	1		10/10/15 06:57	79-00-5	
Trichloroethene	ND	ug/L	1.0	0.17	1		10/10/15 06:57	79-01-6	
Vinyl chloride	ND	ug/L	1.0	0.13	1		10/10/15 06:57	75-01-4	
Xylene (Total)	ND	ug/L	3.0	0.42	1		10/10/15 06:57	1330-20-7	
Surrogates									
4-Bromofluorobenzene (S)	99	%	80-120		1		10/10/15 06:57	460-00-4	
1,2-Dichloroethane-d4 (S)	98	%	80-120		1		10/10/15 06:57	17060-07-0	
Toluene-d8 (S)	102	%	80-120		1		10/10/15 06:57	2037-26-5	
Preservation pH	**1.0**		0.10	0.10	1		10/10/15 06:57		

REPORT OF LABORATORY ANALYSIS

This report shall not be reproduced, except in full,
without the written consent of Pace Analytical Services, Inc..

Pace Analytical Services, Inc.
9608 Loiret Blvd.
Lenexa, KS 66219
(913)599-5665

ANALYTICAL RESULTS

Project: FORT SMITH AR
Pace Project No.: 60204563

Sample: ITMW-16-201510 **Lab ID: 60204563030** Collected: 10/07/15 12:00 Received: 10/08/15 10:45 Matrix: Water

Parameters	Results	Units	Report Limit	MDL	DF	Prepared	Analyzed	CAS No.	Qual
2320B Alkalinity	Analytical Method: SM 2320B								
Alkalinity,Bicarbonate (CaCO3)	**55.6**	mg/L	20.0	2.0	1		10/12/15 11:30		
Alkalinity, Carbonate (CaCO3)	ND	mg/L	20.0	2.0	1		10/12/15 11:30		
Alkalinity, Total as CaCO3	**55.6**	mg/L	20.0	2.0	1		10/12/15 11:30		
Iron, Ferric (Calculation)	Analytical Method: SM 3500-Fe B#4								
Iron, Ferric	**1.4**	mg/L	0.20		1		10/15/15 00:00	7439-89-6	
4500H+ pH, Electrometric	Analytical Method: SM 4500-H+B								
pH at 25 Degrees C	**6.4**	Std. Units	0.10	0.10	1		10/15/15 00:00		H6
4500S2D Sulfide, Total	Analytical Method: SM 4500-S-2 D								
Sulfide, Total	ND	mg/L	0.050	0.012	1		10/13/15 08:00	18496-25-8	
300.0 IC Anions 28 Days	Analytical Method: EPA 300.0								
Chloride	**0.69J**	mg/L	1.0	0.50	1		10/14/15 17:49	16887-00-6	
Sulfate	**11.4**	mg/L	1.0	0.24	1		10/14/15 17:49	14808-79-8	
350.1 Ammonia	Analytical Method: EPA 350.1								
Nitrogen, Ammonia	ND	mg/L	0.10	0.046	1		10/14/15 13:42	7664-41-7	
353.2 Nitrogen, NO2/NO3 unpres	Analytical Method: EPA 353.2								
Nitrogen, Nitrate	ND	mg/L	0.10	0.014	1		10/08/15 16:05		
Nitrogen, Nitrite	ND	mg/L	0.10	0.023	1		10/08/15 16:05		
Nitrogen, NO2 plus NO3	ND	mg/L	0.10	0.014	1		10/08/15 16:05		
365.4 Total Phosphorus	Analytical Method: EPA 365.4								
Phosphorus as PO4	ND	mg/L	0.31		1		10/15/15 08:06		
Total Carbon Dioxide Calc	Analytical Method: SM 4500-CO2 D								
Carbon Dioxide Calculation	**94.3**	mg/L	20.0	20.0	1		10/16/15 00:00		
5310C TOC	Analytical Method: SM 5310C								
Total Organic Carbon	**5.9**	mg/L	1.0	0.46	1		10/14/15 15:12	7440-44-0	

REPORT OF LABORATORY ANALYSIS

This report shall not be reproduced, except in full,
without the written consent of Pace Analytical Services, Inc..

Pace Analytical Services, Inc.
9608 Loiret Blvd.
Lenexa, KS 66219
(913)599-5665

ANALYTICAL RESULTS

Project: FORT SMITH AR
Pace Project No.: 60204563

Sample: MW-65-201510 **Lab ID: 60204563031** Collected: 10/07/15 09:40 Received: 10/08/15 10:45 Matrix: Water

Parameters	Results	Units	Report Limit	MDL	DF	Prepared	Analyzed	CAS No.	Qual
Alcohol by Direct Inject GCFID	Analytical Method: EPA 8015 - Alcohol								
2-Chloroethanol	ND	ug/L	10000	1980	1		10/13/15 21:22	107-07-3	
6010 MET ICP	Analytical Method: EPA 6010 Preparation Method: EPA 3010								
Iron	**574**	ug/L	50.0	9.0	1	10/08/15 15:45	10/09/15 17:36	7439-89-6	
Manganese	**77.7**	ug/L	5.0	2.4	1	10/08/15 15:45	10/09/15 17:36	7439-96-5	
8260 MSV	Analytical Method: EPA 5030B/8260								
Acetone	**5.6J**	ug/L	10.0	1.9	1		10/12/15 16:54	67-64-1	L1
Benzene	ND	ug/L	1.0	0.060	1		10/12/15 16:54	71-43-2	
Bromodichloromethane	ND	ug/L	1.0	0.19	1		10/12/15 16:54	75-27-4	
Bromoform	**0.62J**	ug/L	1.0	0.070	1		10/12/15 16:54	75-25-2	
Bromomethane	**1.5J**	ug/L	5.0	0.16	1		10/12/15 16:54	74-83-9	B
2-Butanone (MEK)	ND	ug/L	10.0	0.59	1		10/12/15 16:54	78-93-3	
Carbon disulfide	ND	ug/L	5.0	0.12	1		10/12/15 16:54	75-15-0	
Carbon tetrachloride	ND	ug/L	1.0	0.18	1		10/12/15 16:54	56-23-5	
Chlorobenzene	ND	ug/L	1.0	0.21	1		10/12/15 16:54	108-90-7	
Chloroethane	ND	ug/L	1.0	0.15	1		10/12/15 16:54	75-00-3	
Chloroform	**0.18J**	ug/L	1.0	0.14	1		10/12/15 16:54	67-66-3	
Chloromethane	**0.52J**	ug/L	1.0	0.080	1		10/12/15 16:54	74-87-3	B
Dibromochloromethane	ND	ug/L	1.0	0.21	1		10/12/15 16:54	124-48-1	
1,1-Dichloroethane	ND	ug/L	1.0	0.050	1		10/12/15 16:54	75-34-3	
1,2-Dichloroethane	ND	ug/L	1.0	0.12	1		10/12/15 16:54	107-06-2	
1,1-Dichloroethene	ND	ug/L	1.0	0.20	1		10/12/15 16:54	75-35-4	
cis-1,2-Dichloroethene	ND	ug/L	1.0	0.080	1		10/12/15 16:54	156-59-2	
trans-1,2-Dichloroethene	ND	ug/L	1.0	0.20	1		10/12/15 16:54	156-60-5	
1,2-Dichloropropane	ND	ug/L	1.0	0.16	1		10/12/15 16:54	78-87-5	
cis-1,3-Dichloropropene	ND	ug/L	1.0	0.14	1		10/12/15 16:54	10061-01-5	
trans-1,3-Dichloropropene	ND	ug/L	1.0	0.12	1		10/12/15 16:54	10061-02-6	
Ethylbenzene	ND	ug/L	1.0	0.18	1		10/12/15 16:54	100-41-4	
2-Hexanone	ND	ug/L	10.0	1.2	1		10/12/15 16:54	591-78-6	
Methylene chloride	ND	ug/L	1.0	0.15	1		10/12/15 16:54	75-09-2	
4-Methyl-2-pentanone (MIBK)	ND	ug/L	10.0	0.42	1		10/12/15 16:54	108-10-1	
Styrene	ND	ug/L	1.0	0.12	1		10/12/15 16:54	100-42-5	
1,1,2,2-Tetrachloroethane	ND	ug/L	1.0	0.15	1		10/12/15 16:54	79-34-5	
Tetrachloroethene	ND	ug/L	1.0	0.10	1		10/12/15 16:54	127-18-4	
Toluene	ND	ug/L	1.0	0.17	1		10/12/15 16:54	108-88-3	
1,1,1-Trichloroethane	ND	ug/L	1.0	0.11	1		10/12/15 16:54	71-55-6	
1,1,2-Trichloroethane	ND	ug/L	1.0	0.20	1		10/12/15 16:54	79-00-5	
Trichloroethene	**0.28J**	ug/L	1.0	0.17	1		10/12/15 16:54	79-01-6	
Vinyl chloride	ND	ug/L	1.0	0.13	1		10/12/15 16:54	75-01-4	
Xylene (Total)	ND	ug/L	3.0	0.42	1		10/12/15 16:54	1330-20-7	
Surrogates									
4-Bromofluorobenzene (S)	96	%	80-120		1		10/12/15 16:54	460-00-4	
1,2-Dichloroethane-d4 (S)	107	%	80-120		1		10/12/15 16:54	17060-07-0	
Toluene-d8 (S)	99	%	80-120		1		10/12/15 16:54	2037-26-5	
Preservation pH	**11.0**		0.10	0.10	1		10/12/15 16:54		

REPORT OF LABORATORY ANALYSIS

This report shall not be reproduced, except in full,
without the written consent of Pace Analytical Services, Inc..

Pace Analytical Services, Inc.
9608 Loiret Blvd.
Lenexa, KS 66219
(913)599-5665

ANALYTICAL RESULTS

Project: FORT SMITH AR
Pace Project No.: 60204563

Sample: MW-65-201510 **Lab ID: 60204563031** Collected: 10/07/15 09:40 Received: 10/08/15 10:45 Matrix: Water

Parameters	Results	Units	Report Limit	MDL	DF	Prepared	Analyzed	CAS No.	Qual
2320B Alkalinity	Analytical Method: SM 2320B								
Alkalinity,Bicarbonate (CaCO3)	ND	mg/L	200	20.0	10		10/13/15 17:43		
Alkalinity, Carbonate (CaCO3)	**1540**	mg/L	200	20.0	10		10/13/15 17:43		
Alkalinity, Total as CaCO3	**6770**	mg/L	200	20.0	10		10/13/15 17:43		
Iron, Ferric (Calculation)	Analytical Method: SM 3500-Fe B#4								
Iron, Ferric	**0.53**	mg/L	0.20		1		10/15/15 00:00	7439-89-6	
4500H+ pH, Electrometric	Analytical Method: SM 4500-H+B								
pH at 25 Degrees C	**13.2**	Std. Units	0.10	0.10	1		10/15/15 00:00		H6
4500S2D Sulfide, Total	Analytical Method: SM 4500-S-2 D								
Sulfide, Total	ND	mg/L	0.050	0.012	1		10/13/15 08:01	18496-25-8	
300.0 IC Anions 28 Days	Analytical Method: EPA 300.0								
Chloride	**245**	mg/L	20.0	10.0	20		10/14/15 18:22	16887-00-6	
Sulfate	**2450**	mg/L	200	47.3	200		10/15/15 04:53	14808-79-8	
350.1 Ammonia	Analytical Method: EPA 350.1								
Nitrogen, Ammonia	**3.3**	mg/L	0.20	0.093	2		10/14/15 14:43	7664-41-7	
353.2 Nitrogen, NO2/NO3 unpres	Analytical Method: EPA 353.2								
Nitrogen, Nitrate	**2.8**	mg/L	0.10	0.014	1		10/08/15 16:06		
Nitrogen, Nitrite	**0.83**	mg/L	0.10	0.023	1		10/08/15 16:06		
Nitrogen, NO2 plus NO3	**3.6**	mg/L	0.10	0.014	1		10/08/15 16:06		
365.4 Total Phosphorus	Analytical Method: EPA 365.4								
Phosphorus as PO4	**95.4**	mg/L	6.2		20		10/15/15 08:47		
Total Carbon Dioxide Calc	Analytical Method: SM 4500-CO2 D								
Carbon Dioxide Calculation	**680**	mg/L	20.0	20.0	1		10/16/15 00:00		
5310C TOC	Analytical Method: SM 5310C								
Total Organic Carbon	**26.0**	mg/L	5.0	2.3	5		10/14/15 23:42	7440-44-0	

REPORT OF LABORATORY ANALYSIS

This report shall not be reproduced, except in full,
without the written consent of Pace Analytical Services, Inc..

Pace Analytical Services, Inc.
9608 Loiret Blvd.
Lenexa, KS 66219
(913)599-5665

ANALYTICAL RESULTS

Project: FORT SMITH AR
Pace Project No.: 60204563

Sample: MW-32R-201510 **Lab ID: 60204563032** Collected: 10/07/15 17:20 Received: 10/08/15 10:45 Matrix: Water

Parameters	Results	Units	Report Limit	MDL	DF	Prepared	Analyzed	CAS No.	Qual
Alcohol by Direct Inject GCFID	Analytical Method: EPA 8015 - Alcohol								
2-Chloroethanol	ND	ug/L	10000	1980	1		10/13/15 21:34	107-07-3	
6010 MET ICP	Analytical Method: EPA 6010 Preparation Method: EPA 3010								
Iron	**3150**	ug/L	50.0	9.0	1	10/08/15 15:45	10/09/15 17:39	7439-89-6	
Manganese	**2410**	ug/L	5.0	2.4	1	10/08/15 15:45	10/09/15 17:39	7439-96-5	
8260 MSV	Analytical Method: EPA 5030B/8260								
Acetone	**16.5**	ug/L	10.0	1.9	1		10/10/15 07:12	67-64-1	
Benzene	ND	ug/L	1.0	0.060	1		10/10/15 07:12	71-43-2	
Bromodichloromethane	ND	ug/L	1.0	0.19	1		10/10/15 07:12	75-27-4	
Bromoform	ND	ug/L	1.0	0.070	1		10/10/15 07:12	75-25-2	
Bromomethane	**3.9J**	ug/L	5.0	0.16	1		10/10/15 07:12	74-83-9	
2-Butanone (MEK)	ND	ug/L	10.0	0.59	1		10/10/15 07:12	78-93-3	
Carbon disulfide	**0.62J**	ug/L	5.0	0.12	1		10/10/15 07:12	75-15-0	
Carbon tetrachloride	ND	ug/L	1.0	0.18	1		10/10/15 07:12	56-23-5	
Chlorobenzene	ND	ug/L	1.0	0.21	1		10/10/15 07:12	108-90-7	
Chloroethane	ND	ug/L	1.0	0.15	1		10/10/15 07:12	75-00-3	
Chloroform	ND	ug/L	1.0	0.14	1		10/10/15 07:12	67-66-3	
Chloromethane	**3.9**	ug/L	1.0	0.080	1		10/10/15 07:12	74-87-3	
Dibromochloromethane	ND	ug/L	1.0	0.21	1		10/10/15 07:12	124-48-1	
1,1-Dichloroethane	ND	ug/L	1.0	0.050	1		10/10/15 07:12	75-34-3	
1,2-Dichloroethane	ND	ug/L	1.0	0.12	1		10/10/15 07:12	107-06-2	
1,1-Dichloroethene	ND	ug/L	1.0	0.20	1		10/10/15 07:12	75-35-4	
cis-1,2-Dichloroethene	**0.37J**	ug/L	1.0	0.080	1		10/10/15 07:12	156-59-2	
trans-1,2-Dichloroethene	ND	ug/L	1.0	0.20	1		10/10/15 07:12	156-60-5	
1,2-Dichloropropane	ND	ug/L	1.0	0.16	1		10/10/15 07:12	78-87-5	
cis-1,3-Dichloropropene	ND	ug/L	1.0	0.14	1		10/10/15 07:12	10061-01-5	
trans-1,3-Dichloropropene	ND	ug/L	1.0	0.12	1		10/10/15 07:12	10061-02-6	
Ethylbenzene	ND	ug/L	1.0	0.18	1		10/10/15 07:12	100-41-4	
2-Hexanone	ND	ug/L	10.0	1.2	1		10/10/15 07:12	591-78-6	
Methylene chloride	ND	ug/L	1.0	0.15	1		10/10/15 07:12	75-09-2	
4-Methyl-2-pentanone (MIBK)	ND	ug/L	10.0	0.42	1		10/10/15 07:12	108-10-1	
Styrene	ND	ug/L	1.0	0.12	1		10/10/15 07:12	100-42-5	
1,1,2,2-Tetrachloroethane	ND	ug/L	1.0	0.15	1		10/10/15 07:12	79-34-5	
Tetrachloroethene	ND	ug/L	1.0	0.10	1		10/10/15 07:12	127-18-4	
Toluene	ND	ug/L	1.0	0.17	1		10/10/15 07:12	108-88-3	
1,1,1-Trichloroethane	ND	ug/L	1.0	0.11	1		10/10/15 07:12	71-55-6	
1,1,2-Trichloroethane	ND	ug/L	1.0	0.20	1		10/10/15 07:12	79-00-5	
Trichloroethene	**8.2**	ug/L	1.0	0.17	1		10/10/15 07:12	79-01-6	
Vinyl chloride	ND	ug/L	1.0	0.13	1		10/10/15 07:12	75-01-4	
Xylene (Total)	ND	ug/L	3.0	0.42	1		10/10/15 07:12	1330-20-7	
Surrogates									
4-Bromofluorobenzene (S)	98	%	80-120		1		10/10/15 07:12	460-00-4	
1,2-Dichloroethane-d4 (S)	102	%	80-120		1		10/10/15 07:12	17060-07-0	
Toluene-d8 (S)	102	%	80-120		1		10/10/15 07:12	2037-26-5	
Preservation pH	**1.0**		0.10	0.10	1		10/10/15 07:12		

REPORT OF LABORATORY ANALYSIS

This report shall not be reproduced, except in full,
without the written consent of Pace Analytical Services, Inc..

Pace Analytical Services, Inc.
9608 Loiret Blvd.
Lenexa, KS 66219
(913)599-5665

ANALYTICAL RESULTS

Project: FORT SMITH AR
Pace Project No.: 60204563

Sample: MW-32R-201510 **Lab ID: 60204563032** Collected: 10/07/15 17:20 Received: 10/08/15 10:45 Matrix: Water

Parameters	Results	Units	Report Limit	MDL	DF	Prepared	Analyzed	CAS No.	Qual
2320B Alkalinity	Analytical Method: SM 2320B								
Alkalinity,Bicarbonate (CaCO3)	**26.6**	mg/L	20.0	2.0	1		10/12/15 11:47		
Alkalinity, Carbonate (CaCO3)	ND	mg/L	20.0	2.0	1		10/12/15 11:47		
Alkalinity, Total as CaCO3	**26.6**	mg/L	20.0	2.0	1		10/12/15 11:47		
Iron, Ferric (Calculation)	Analytical Method: SM 3500-Fe B#4								
Iron, Ferric	**3.2**	mg/L	0.20		1		10/15/15 00:00	7439-89-6	
4500H+ pH, Electrometric	Analytical Method: SM 4500-H+B								
pH at 25 Degrees C	**5.1**	Std. Units	0.10	0.10	1		10/15/15 00:00		H6
4500S2D Sulfide, Total	Analytical Method: SM 4500-S-2 D								
Sulfide, Total	ND	mg/L	0.050	0.012	1		10/13/15 08:01	18496-25-8	
300.0 IC Anions 28 Days	Analytical Method: EPA 300.0								
Chloride	**242**	mg/L	20.0	10.0	20		10/14/15 18:54	16887-00-6	
Sulfate	**274**	mg/L	20.0	4.7	20		10/14/15 18:54	14808-79-8	
350.1 Ammonia	Analytical Method: EPA 350.1								
Nitrogen, Ammonia	ND	mg/L	0.10	0.046	1		10/14/15 13:49	7664-41-7	
353.2 Nitrogen, NO2/NO3 unpres	Analytical Method: EPA 353.2								
Nitrogen, Nitrate	**0.13**	mg/L	0.10	0.014	1		10/08/15 16:07		
Nitrogen, Nitrite	ND	mg/L	0.10	0.023	1		10/08/15 16:07		
Nitrogen, NO2 plus NO3	**0.13**	mg/L	0.10	0.014	1		10/08/15 16:07		
365.4 Total Phosphorus	Analytical Method: EPA 365.4								
Phosphorus as PO4	ND	mg/L	0.31		1		10/15/15 08:11		
Total Carbon Dioxide Calc	Analytical Method: SM 4500-CO2 D								
Carbon Dioxide Calculation	**437**	mg/L	20.0	20.0	1		10/16/15 00:00		
5310C TOC	Analytical Method: SM 5310C								
Total Organic Carbon	**0.60J**	mg/L	1.0	0.46	1		10/14/15 15:39	7440-44-0	B

REPORT OF LABORATORY ANALYSIS

This report shall not be reproduced, except in full,
without the written consent of Pace Analytical Services, Inc..

Pace Analytical Services, Inc.
9608 Loiret Blvd.
Lenexa, KS 66219
(913)599-5665

ANALYTICAL RESULTS

Project: FORT SMITH AR
Pace Project No.: 60204563

Sample: TB-17-201510 **Lab ID: 60204563033** Collected: 10/07/15 08:00 Received: 10/08/15 10:45 Matrix: Water

Parameters	Results	Units	Report Limit	MDL	DF	Prepared	Analyzed	CAS No.	Qual
8260 MSV	Analytical Method: EPA 5030B/8260								
Acetone	ND	ug/L	10.0	1.9	1		10/10/15 04:47	67-64-1	
Benzene	ND	ug/L	1.0	0.060	1		10/10/15 04:47	71-43-2	
Bromodichloromethane	ND	ug/L	1.0	0.19	1		10/10/15 04:47	75-27-4	
Bromoform	ND	ug/L	1.0	0.070	1		10/10/15 04:47	75-25-2	
Bromomethane	ND	ug/L	5.0	0.16	1		10/10/15 04:47	74-83-9	
2-Butanone (MEK)	ND	ug/L	10.0	0.59	1		10/10/15 04:47	78-93-3	
Carbon disulfide	ND	ug/L	5.0	0.12	1		10/10/15 04:47	75-15-0	
Carbon tetrachloride	ND	ug/L	1.0	0.18	1		10/10/15 04:47	56-23-5	
Chlorobenzene	ND	ug/L	1.0	0.21	1		10/10/15 04:47	108-90-7	
Chloroethane	ND	ug/L	1.0	0.15	1		10/10/15 04:47	75-00-3	
Chloroform	**0.29J**	ug/L	1.0	0.14	1		10/10/15 04:47	67-66-3	
Chloromethane	ND	ug/L	1.0	0.080	1		10/10/15 04:47	74-87-3	
Dibromochloromethane	ND	ug/L	1.0	0.21	1		10/10/15 04:47	124-48-1	
1,1-Dichloroethane	ND	ug/L	1.0	0.050	1		10/10/15 04:47	75-34-3	
1,2-Dichloroethane	ND	ug/L	1.0	0.12	1		10/10/15 04:47	107-06-2	
1,1-Dichloroethene	ND	ug/L	1.0	0.20	1		10/10/15 04:47	75-35-4	
cis-1,2-Dichloroethene	ND	ug/L	1.0	0.080	1		10/10/15 04:47	156-59-2	
trans-1,2-Dichloroethene	ND	ug/L	1.0	0.20	1		10/10/15 04:47	156-60-5	
1,2-Dichloropropane	ND	ug/L	1.0	0.16	1		10/10/15 04:47	78-87-5	
cis-1,3-Dichloropropene	ND	ug/L	1.0	0.14	1		10/10/15 04:47	10061-01-5	
trans-1,3-Dichloropropene	ND	ug/L	1.0	0.12	1		10/10/15 04:47	10061-02-6	
Ethylbenzene	ND	ug/L	1.0	0.18	1		10/10/15 04:47	100-41-4	
2-Hexanone	ND	ug/L	10.0	1.2	1		10/10/15 04:47	591-78-6	
Methylene chloride	ND	ug/L	1.0	0.15	1		10/10/15 04:47	75-09-2	
4-Methyl-2-pentanone (MIBK)	ND	ug/L	10.0	0.42	1		10/10/15 04:47	108-10-1	
Styrene	ND	ug/L	1.0	0.12	1		10/10/15 04:47	100-42-5	
1,1,2,2-Tetrachloroethane	ND	ug/L	1.0	0.15	1		10/10/15 04:47	79-34-5	
Tetrachloroethene	ND	ug/L	1.0	0.10	1		10/10/15 04:47	127-18-4	
Toluene	ND	ug/L	1.0	0.17	1		10/10/15 04:47	108-88-3	
1,1,1-Trichloroethane	ND	ug/L	1.0	0.11	1		10/10/15 04:47	71-55-6	
1,1,2-Trichloroethane	ND	ug/L	1.0	0.20	1		10/10/15 04:47	79-00-5	
Trichloroethene	ND	ug/L	1.0	0.17	1		10/10/15 04:47	79-01-6	
Vinyl chloride	ND	ug/L	1.0	0.13	1		10/10/15 04:47	75-01-4	
Xylene (Total)	ND	ug/L	3.0	0.42	1		10/10/15 04:47	1330-20-7	
Surrogates									
4-Bromofluorobenzene (S)	96	%	80-120		1		10/10/15 04:47	460-00-4	
1,2-Dichloroethane-d4 (S)	96	%	80-120		1		10/10/15 04:47	17060-07-0	
Toluene-d8 (S)	101	%	80-120		1		10/10/15 04:47	2037-26-5	
Preservation pH	**1.0**		0.10	0.10	1		10/10/15 04:47		

REPORT OF LABORATORY ANALYSIS

This report shall not be reproduced, except in full,
without the written consent of Pace Analytical Services, Inc..

Pace Analytical Services, Inc.
9608 Loiret Blvd.
Lenexa, KS 66219
(913)599-5665

ANALYTICAL RESULTS

Project: FORT SMITH AR
Pace Project No.: 60204563

Sample: ITMW-4-201510 **Lab ID: 60204563034** Collected: 10/07/15 13:30 Received: 10/08/15 10:45 Matrix: Water

Parameters	Results	Units	Report Limit	MDL	DF	Prepared	Analyzed	CAS No.	Qual
Alcohol by Direct Inject GCFID	Analytical Method: EPA 8015 - Alcohol								
2-Chloroethanol	ND	ug/L	10000	1980	1		10/13/15 21:45	107-07-3	
6010 MET ICP	Analytical Method: EPA 6010 Preparation Method: EPA 3010								
Iron	**6590**	ug/L	50.0	9.0	1	10/08/15 15:45	10/09/15 17:41	7439-89-6	
Manganese	**2850**	ug/L	5.0	2.4	1	10/08/15 15:45	10/09/15 17:41	7439-96-5	
8260 MSV	Analytical Method: EPA 5030B/8260								
Acetone	**2.1J**	ug/L	10.0	1.9	1		10/12/15 11:35	67-64-1	
Benzene	ND	ug/L	1.0	0.060	1		10/12/15 11:35	71-43-2	
Bromodichloromethane	ND	ug/L	1.0	0.19	1		10/12/15 11:35	75-27-4	
Bromoform	ND	ug/L	1.0	0.070	1		10/12/15 11:35	75-25-2	
Bromomethane	**0.97J**	ug/L	5.0	0.16	1		10/12/15 11:35	74-83-9	
2-Butanone (MEK)	ND	ug/L	10.0	0.59	1		10/12/15 11:35	78-93-3	
Carbon disulfide	**0.22J**	ug/L	5.0	0.12	1		10/12/15 11:35	75-15-0	
Carbon tetrachloride	ND	ug/L	1.0	0.18	1		10/12/15 11:35	56-23-5	
Chlorobenzene	**0.63J**	ug/L	1.0	0.21	1		10/12/15 11:35	108-90-7	
Chloroethane	ND	ug/L	1.0	0.15	1		10/12/15 11:35	75-00-3	
Chloroform	**0.22J**	ug/L	1.0	0.14	1		10/12/15 11:35	67-66-3	
Chloromethane	ND	ug/L	1.0	0.080	1		10/12/15 11:35	74-87-3	
Dibromochloromethane	ND	ug/L	1.0	0.21	1		10/12/15 11:35	124-48-1	
1,1-Dichloroethane	**0.23J**	ug/L	1.0	0.050	1		10/12/15 11:35	75-34-3	
1,2-Dichloroethane	ND	ug/L	1.0	0.12	1		10/12/15 11:35	107-06-2	
1,1-Dichloroethene	ND	ug/L	1.0	0.20	1		10/12/15 11:35	75-35-4	
cis-1,2-Dichloroethene	**2.8**	ug/L	1.0	0.080	1		10/12/15 11:35	156-59-2	
trans-1,2-Dichloroethene	ND	ug/L	1.0	0.20	1		10/12/15 11:35	156-60-5	
1,2-Dichloropropane	ND	ug/L	1.0	0.16	1		10/12/15 11:35	78-87-5	
cis-1,3-Dichloropropene	ND	ug/L	1.0	0.14	1		10/12/15 11:35	10061-01-5	
trans-1,3-Dichloropropene	ND	ug/L	1.0	0.12	1		10/12/15 11:35	10061-02-6	
Ethylbenzene	ND	ug/L	1.0	0.18	1		10/12/15 11:35	100-41-4	
2-Hexanone	ND	ug/L	10.0	1.2	1		10/12/15 11:35	591-78-6	
Methylene chloride	**0.68J**	ug/L	1.0	0.15	1		10/12/15 11:35	75-09-2	
4-Methyl-2-pentanone (MIBK)	ND	ug/L	10.0	0.42	1		10/12/15 11:35	108-10-1	
Styrene	ND	ug/L	1.0	0.12	1		10/12/15 11:35	100-42-5	
1,1,2,2-Tetrachloroethane	ND	ug/L	1.0	0.15	1		10/12/15 11:35	79-34-5	
Tetrachloroethene	ND	ug/L	1.0	0.10	1		10/12/15 11:35	127-18-4	
Toluene	ND	ug/L	1.0	0.17	1		10/12/15 11:35	108-88-3	
1,1,1-Trichloroethane	ND	ug/L	1.0	0.11	1		10/12/15 11:35	71-55-6	
1,1,2-Trichloroethane	ND	ug/L	1.0	0.20	1		10/12/15 11:35	79-00-5	
Trichloroethene	**2.3**	ug/L	1.0	0.17	1		10/12/15 11:35	79-01-6	
Vinyl chloride	**0.23J**	ug/L	1.0	0.13	1		10/12/15 11:35	75-01-4	
Xylene (Total)	ND	ug/L	3.0	0.42	1		10/12/15 11:35	1330-20-7	
Surrogates									
4-Bromofluorobenzene (S)	96	%	80-120		1		10/12/15 11:35	460-00-4	
1,2-Dichloroethane-d4 (S)	98	%	80-120		1		10/12/15 11:35	17060-07-0	
Toluene-d8 (S)	102	%	80-120		1		10/12/15 11:35	2037-26-5	
Preservation pH	**1.0**		0.10	0.10	1		10/12/15 11:35		

REPORT OF LABORATORY ANALYSIS

This report shall not be reproduced, except in full,
without the written consent of Pace Analytical Services, Inc..

Pace Analytical Services, Inc.
9608 Loiret Blvd.
Lenexa, KS 66219
(913)599-5665

ANALYTICAL RESULTS

Project: FORT SMITH AR
Pace Project No.: 60204563

Sample: ITMW-4-201510 **Lab ID: 60204563034** Collected: 10/07/15 13:30 Received: 10/08/15 10:45 Matrix: Water

Parameters	Results	Units	Report Limit	MDL	DF	Prepared	Analyzed	CAS No.	Qual
2320B Alkalinity	Analytical Method: SM 2320B								
Alkalinity,Bicarbonate (CaCO3)	**82.4**	mg/L	20.0	2.0	1		10/13/15 16:34		
Alkalinity, Carbonate (CaCO3)	ND	mg/L	20.0	2.0	1		10/13/15 16:34		
Alkalinity, Total as CaCO3	**82.4**	mg/L	20.0	2.0	1		10/13/15 16:34		
Iron, Ferric (Calculation)	Analytical Method: SM 3500-Fe B#4								
Iron, Ferric	**3.3**	mg/L	0.20		1		10/15/15 00:00	7439-89-6	
4500H+ pH, Electrometric	Analytical Method: SM 4500-H+B								
pH at 25 Degrees C	**6.5**	Std. Units	0.10	0.10	1		10/15/15 00:00		H6
4500S2D Sulfide, Total	Analytical Method: SM 4500-S-2 D								
Sulfide, Total	ND	mg/L	0.050	0.012	1		10/13/15 08:01	18496-25-8	
300.0 IC Anions 28 Days	Analytical Method: EPA 300.0								
Chloride	**6.5**	mg/L	1.0	0.50	1		10/14/15 12:46	16887-00-6	
Sulfate	**14.7**	mg/L	1.0	0.24	1		10/14/15 12:46	14808-79-8	
350.1 Ammonia	Analytical Method: EPA 350.1								
Nitrogen, Ammonia	**0.30**	mg/L	0.10	0.046	1		10/14/15 13:51	7664-41-7	
353.2 Nitrogen, NO2/NO3 unpres	Analytical Method: EPA 353.2								
Nitrogen, Nitrate	ND	mg/L	0.10	0.014	1		10/08/15 16:08		
Nitrogen, Nitrite	ND	mg/L	0.10	0.023	1		10/08/15 16:08		
Nitrogen, NO2 plus NO3	ND	mg/L	0.10	0.014	1		10/08/15 16:08		
365.4 Total Phosphorus	Analytical Method: EPA 365.4								
Phosphorus as PO4	ND	mg/L	0.31		1		10/15/15 08:12		
Total Carbon Dioxide Calc	Analytical Method: SM 4500-CO2 D								
Carbon Dioxide Calculation	**125**	mg/L	20.0	20.0	1		10/16/15 00:00		
5310C TOC	Analytical Method: SM 5310C								
Total Organic Carbon	**14.7**	mg/L	2.0	0.93	2		10/15/15 00:21	7440-44-0	

REPORT OF LABORATORY ANALYSIS

This report shall not be reproduced, except in full,
without the written consent of Pace Analytical Services, Inc..

Pace Analytical Services, Inc.
9608 Loiret Blvd.
Lenexa, KS 66219
(913)599-5665

ANALYTICAL RESULTS

Project: FORT SMITH AR
Pace Project No.: 60204563

Sample: ITMW-12-201510 **Lab ID: 60204563035** Collected: 10/07/15 15:30 Received: 10/08/15 10:45 Matrix: Water

Parameters	Results	Units	Report Limit	MDL	DF	Prepared	Analyzed	CAS No.	Qual
Alcohol by Direct Inject GCFID	Analytical Method: EPA 8015 - Alcohol								
2-Chloroethanol	ND	ug/L	10000	1980	1		10/13/15 21:56	107-07-3	
6010 MET ICP	Analytical Method: EPA 6010 Preparation Method: EPA 3010								
Iron	**27.7J**	ug/L	50.0	9.0	1	10/08/15 15:45	10/09/15 17:43	7439-89-6	
Manganese	**8.7**	ug/L	5.0	2.4	1	10/08/15 15:45	10/09/15 17:43	7439-96-5	
8260 MSV	Analytical Method: EPA 5030B/8260								
Acetone	ND	ug/L	10.0	1.9	1		10/12/15 17:23	67-64-1	L3
Benzene	ND	ug/L	1.0	0.060	1		10/12/15 17:23	71-43-2	
Bromodichloromethane	ND	ug/L	1.0	0.19	1		10/12/15 17:23	75-27-4	
Bromoform	**0.16J**	ug/L	1.0	0.070	1		10/12/15 17:23	75-25-2	
Bromomethane	**1.7J**	ug/L	5.0	0.16	1		10/12/15 17:23	74-83-9	B
2-Butanone (MEK)	ND	ug/L	10.0	0.59	1		10/12/15 17:23	78-93-3	
Carbon disulfide	ND	ug/L	5.0	0.12	1		10/12/15 17:23	75-15-0	
Carbon tetrachloride	ND	ug/L	1.0	0.18	1		10/12/15 17:23	56-23-5	
Chlorobenzene	ND	ug/L	1.0	0.21	1		10/12/15 17:23	108-90-7	
Chloroethane	ND	ug/L	1.0	0.15	1		10/12/15 17:23	75-00-3	
Chloroform	**0.46J**	ug/L	1.0	0.14	1		10/12/15 17:23	67-66-3	
Chloromethane	**0.86J**	ug/L	1.0	0.080	1		10/12/15 17:23	74-87-3	B
Dibromochloromethane	ND	ug/L	1.0	0.21	1		10/12/15 17:23	124-48-1	
1,1-Dichloroethane	**0.20J**	ug/L	1.0	0.050	1		10/12/15 17:23	75-34-3	
1,2-Dichloroethane	ND	ug/L	1.0	0.12	1		10/12/15 17:23	107-06-2	
1,1-Dichloroethene	ND	ug/L	1.0	0.20	1		10/12/15 17:23	75-35-4	
cis-1,2-Dichloroethene	**34.6**	ug/L	1.0	0.080	1		10/12/15 17:23	156-59-2	
trans-1,2-Dichloroethene	**4.2**	ug/L	1.0	0.20	1		10/12/15 17:23	156-60-5	
1,2-Dichloropropane	ND	ug/L	1.0	0.16	1		10/12/15 17:23	78-87-5	
cis-1,3-Dichloropropene	ND	ug/L	1.0	0.14	1		10/12/15 17:23	10061-01-5	
trans-1,3-Dichloropropene	ND	ug/L	1.0	0.12	1		10/12/15 17:23	10061-02-6	
Ethylbenzene	ND	ug/L	1.0	0.18	1		10/12/15 17:23	100-41-4	
2-Hexanone	ND	ug/L	10.0	1.2	1		10/12/15 17:23	591-78-6	
Methylene chloride	ND	ug/L	1.0	0.15	1		10/12/15 17:23	75-09-2	
4-Methyl-2-pentanone (MIBK)	ND	ug/L	10.0	0.42	1		10/12/15 17:23	108-10-1	
Styrene	ND	ug/L	1.0	0.12	1		10/12/15 17:23	100-42-5	
1,1,2,2-Tetrachloroethane	**0.76J**	ug/L	1.0	0.15	1		10/12/15 17:23	79-34-5	
Tetrachloroethene	**0.31J**	ug/L	1.0	0.10	1		10/12/15 17:23	127-18-4	
Toluene	ND	ug/L	1.0	0.17	1		10/12/15 17:23	108-88-3	
1,1,1-Trichloroethane	ND	ug/L	1.0	0.11	1		10/12/15 17:23	71-55-6	
1,1,2-Trichloroethane	ND	ug/L	1.0	0.20	1		10/12/15 17:23	79-00-5	
Trichloroethene	**314**	ug/L	10.0	1.7	10		10/12/15 17:37	79-01-6	
Vinyl chloride	**0.42J**	ug/L	1.0	0.13	1		10/12/15 17:23	75-01-4	
Xylene (Total)	ND	ug/L	3.0	0.42	1		10/12/15 17:23	1330-20-7	
Surrogates									
4-Bromofluorobenzene (S)	98	%	80-120		1		10/12/15 17:23	460-00-4	
1,2-Dichloroethane-d4 (S)	100	%	80-120		1		10/12/15 17:23	17060-07-0	
Toluene-d8 (S)	101	%	80-120		1		10/12/15 17:23	2037-26-5	
Preservation pH	**4.0**		0.10	0.10	1		10/12/15 17:23		

REPORT OF LABORATORY ANALYSIS

This report shall not be reproduced, except in full,
without the written consent of Pace Analytical Services, Inc..

Pace Analytical Services, Inc.
9608 Loiret Blvd.
Lenexa, KS 66219
(913)599-5665

ANALYTICAL RESULTS

Project: FORT SMITH AR
Pace Project No.: 60204563

Sample: ITMW-12-201510 **Lab ID: 60204563035** Collected: 10/07/15 15:30 Received: 10/08/15 10:45 Matrix: Water

Parameters	Results	Units	Report Limit	MDL	DF	Prepared	Analyzed	CAS No.	Qual
2320B Alkalinity	Analytical Method: SM 2320B								
Alkalinity,Bicarbonate (CaCO3)	**53.7**	mg/L	20.0	2.0	1		10/13/15 16:38		
Alkalinity, Carbonate (CaCO3)	ND	mg/L	20.0	2.0	1		10/13/15 16:38		
Alkalinity, Total as CaCO3	**53.7**	mg/L	20.0	2.0	1		10/13/15 16:38		
Iron, Ferric (Calculation)	Analytical Method: SM 3500-Fe B#4								
Iron, Ferric	ND	mg/L	0.20		1		10/15/15 00:00	7439-89-6	
4500H+ pH, Electrometric	Analytical Method: SM 4500-H+B								
pH at 25 Degrees C	**5.8**	Std. Units	0.10	0.10	1		10/15/15 00:00		H6
4500S2D Sulfide, Total	Analytical Method: SM 4500-S-2 D								
Sulfide, Total	ND	mg/L	0.050	0.012	1		10/13/15 08:01	18496-25-8	
300.0 IC Anions 28 Days	Analytical Method: EPA 300.0								
Chloride	**13.3**	mg/L	1.0	0.50	1		10/14/15 13:32	16887-00-6	
Sulfate	**173**	mg/L	20.0	4.7	20		10/14/15 13:47	14808-79-8	
350.1 Ammonia	Analytical Method: EPA 350.1								
Nitrogen, Ammonia	ND	mg/L	0.10	0.046	1		10/14/15 13:54	7664-41-7	
353.2 Nitrogen, NO2/NO3 unpres	Analytical Method: EPA 353.2								
Nitrogen, Nitrate	**0.22**	mg/L	0.10	0.014	1		10/08/15 16:09		
Nitrogen, Nitrite	ND	mg/L	0.10	0.023	1		10/08/15 16:09		
Nitrogen, NO2 plus NO3	**0.22**	mg/L	0.10	0.014	1		10/08/15 16:09		
365.4 Total Phosphorus	Analytical Method: EPA 365.4								
Phosphorus as PO4	ND	mg/L	0.31		1		10/15/15 08:13		
Total Carbon Dioxide Calc	Analytical Method: SM 4500-CO2 D								
Carbon Dioxide Calculation	**199**	mg/L	20.0	20.0	1		10/16/15 00:00		
5310C TOC	Analytical Method: SM 5310C								
Total Organic Carbon	**0.73J**	mg/L	1.0	0.46	1		10/14/15 16:31	7440-44-0	B

REPORT OF LABORATORY ANALYSIS

This report shall not be reproduced, except in full,
without the written consent of Pace Analytical Services, Inc..

Pace Analytical Services, Inc.
9608 Loiret Blvd.
Lenexa, KS 66219
(913)599-5665

ANALYTICAL RESULTS

Project: FORT SMITH AR
Pace Project No.: 60204563

Sample: ITMW-14-201510 **Lab ID: 60204563036** Collected: 10/07/15 13:10 Received: 10/08/15 10:45 Matrix: Water

Parameters	Results	Units	Report Limit	MDL	DF	Prepared	Analyzed	CAS No.	Qual
Alcohol by Direct Inject GCFID	Analytical Method: EPA 8015 - Alcohol								
2-Chloroethanol	ND	ug/L	10000	1980	1		10/13/15 22:07	107-07-3	
6010 MET ICP	Analytical Method: EPA 6010 Preparation Method: EPA 3010								
Iron	**458**	ug/L	50.0	9.0	1	10/08/15 15:45	10/09/15 17:45	7439-89-6	
Manganese	**12.5**	ug/L	5.0	2.4	1	10/08/15 15:45	10/09/15 17:45	7439-96-5	
8260 MSV	Analytical Method: EPA 5030B/8260								
Acetone	ND	ug/L	10.0	1.9	1		10/12/15 11:49	67-64-1	
Benzene	ND	ug/L	1.0	0.060	1		10/12/15 11:49	71-43-2	
Bromodichloromethane	ND	ug/L	1.0	0.19	1		10/12/15 11:49	75-27-4	
Bromoform	ND	ug/L	1.0	0.070	1		10/12/15 11:49	75-25-2	
Bromomethane	ND	ug/L	5.0	0.16	1		10/12/15 11:49	74-83-9	
2-Butanone (MEK)	ND	ug/L	10.0	0.59	1		10/12/15 11:49	78-93-3	
Carbon disulfide	ND	ug/L	5.0	0.12	1		10/12/15 11:49	75-15-0	
Carbon tetrachloride	ND	ug/L	1.0	0.18	1		10/12/15 11:49	56-23-5	
Chlorobenzene	ND	ug/L	1.0	0.21	1		10/12/15 11:49	108-90-7	
Chloroethane	ND	ug/L	1.0	0.15	1		10/12/15 11:49	75-00-3	
Chloroform	ND	ug/L	1.0	0.14	1		10/12/15 11:49	67-66-3	
Chloromethane	**0.15J**	ug/L	1.0	0.080	1		10/12/15 11:49	74-87-3	B
Dibromochloromethane	ND	ug/L	1.0	0.21	1		10/12/15 11:49	124-48-1	
1,1-Dichloroethane	ND	ug/L	1.0	0.050	1		10/12/15 11:49	75-34-3	
1,2-Dichloroethane	**0.65J**	ug/L	1.0	0.12	1		10/12/15 11:49	107-06-2	
1,1-Dichloroethene	ND	ug/L	1.0	0.20	1		10/12/15 11:49	75-35-4	
cis-1,2-Dichloroethene	**9.8**	ug/L	1.0	0.080	1		10/12/15 11:49	156-59-2	
trans-1,2-Dichloroethene	ND	ug/L	1.0	0.20	1		10/12/15 11:49	156-60-5	
1,2-Dichloropropane	ND	ug/L	1.0	0.16	1		10/12/15 11:49	78-87-5	
cis-1,3-Dichloropropene	ND	ug/L	1.0	0.14	1		10/12/15 11:49	10061-01-5	
trans-1,3-Dichloropropene	ND	ug/L	1.0	0.12	1		10/12/15 11:49	10061-02-6	
Ethylbenzene	ND	ug/L	1.0	0.18	1		10/12/15 11:49	100-41-4	
2-Hexanone	ND	ug/L	10.0	1.2	1		10/12/15 11:49	591-78-6	
Methylene chloride	ND	ug/L	1.0	0.15	1		10/12/15 11:49	75-09-2	
4-Methyl-2-pentanone (MIBK)	ND	ug/L	10.0	0.42	1		10/12/15 11:49	108-10-1	
Styrene	ND	ug/L	1.0	0.12	1		10/12/15 11:49	100-42-5	
1,1,2,2-Tetrachloroethane	ND	ug/L	1.0	0.15	1		10/12/15 11:49	79-34-5	
Tetrachloroethene	**20.0**	ug/L	1.0	0.10	1		10/12/15 11:49	127-18-4	
Toluene	ND	ug/L	1.0	0.17	1		10/12/15 11:49	108-88-3	
1,1,1-Trichloroethane	ND	ug/L	1.0	0.11	1		10/12/15 11:49	71-55-6	
1,1,2-Trichloroethane	ND	ug/L	1.0	0.20	1		10/12/15 11:49	79-00-5	
Trichloroethene	**4.6**	ug/L	1.0	0.17	1		10/12/15 11:49	79-01-6	
Vinyl chloride	ND	ug/L	1.0	0.13	1		10/12/15 11:49	75-01-4	
Xylene (Total)	ND	ug/L	3.0	0.42	1		10/12/15 11:49	1330-20-7	
Surrogates									
4-Bromofluorobenzene (S)	100	%	80-120		1		10/12/15 11:49	460-00-4	
1,2-Dichloroethane-d4 (S)	102	%	80-120		1		10/12/15 11:49	17060-07-0	
Toluene-d8 (S)	101	%	80-120		1		10/12/15 11:49	2037-26-5	
Preservation pH	**1.0**		0.10	0.10	1		10/12/15 11:49		

REPORT OF LABORATORY ANALYSIS

This report shall not be reproduced, except in full,
without the written consent of Pace Analytical Services, Inc..

Pace Analytical Services, Inc.
9608 Loiret Blvd.
Lenexa, KS 66219
(913)599-5665

ANALYTICAL RESULTS

Project: FORT SMITH AR
Pace Project No.: 60204563

Sample: ITMW-14-201510 **Lab ID: 60204563036** Collected: 10/07/15 13:10 Received: 10/08/15 10:45 Matrix: Water

Parameters	Results	Units	Report Limit	MDL	DF	Prepared	Analyzed	CAS No.	Qual
2320B Alkalinity	Analytical Method: SM 2320B								
Alkalinity,Bicarbonate (CaCO3)	**68.1**	mg/L	20.0	2.0	1		10/13/15 16:41		
Alkalinity, Carbonate (CaCO3)	ND	mg/L	20.0	2.0	1		10/13/15 16:41		
Alkalinity, Total as CaCO3	**68.1**	mg/L	20.0	2.0	1		10/13/15 16:41		
Iron, Ferric (Calculation)	Analytical Method: SM 3500-Fe B#4								
Iron, Ferric	**0.46**	mg/L	0.20		1		10/15/15 00:00	7439-89-6	
4500H+ pH, Electrometric	Analytical Method: SM 4500-H+B								
pH at 25 Degrees C	**6.2**	Std. Units	0.10	0.10	1		10/15/15 00:00		H6
4500S2D Sulfide, Total	Analytical Method: SM 4500-S-2 D								
Sulfide, Total	ND	mg/L	0.050	0.012	1		10/13/15 08:01	18496-25-8	
300.0 IC Anions 28 Days	Analytical Method: EPA 300.0								
Chloride	**6.7**	mg/L	1.0	0.50	1		10/14/15 14:03	16887-00-6	
Sulfate	**11.5**	mg/L	1.0	0.24	1		10/14/15 14:03	14808-79-8	
350.1 Ammonia	Analytical Method: EPA 350.1								
Nitrogen, Ammonia	ND	mg/L	0.10	0.046	1		10/14/15 13:55	7664-41-7	
353.2 Nitrogen, NO2/NO3 unpres	Analytical Method: EPA 353.2								
Nitrogen, Nitrate	**0.48**	mg/L	0.10	0.014	1		10/08/15 16:10		
Nitrogen, Nitrite	ND	mg/L	0.10	0.023	1		10/08/15 16:10		
Nitrogen, NO2 plus NO3	**0.48**	mg/L	0.10	0.014	1		10/08/15 16:10		
365.4 Total Phosphorus	Analytical Method: EPA 365.4								
Phosphorus as PO4	ND	mg/L	0.31		1		10/15/15 08:14		
Total Carbon Dioxide Calc	Analytical Method: SM 4500-CO2 D								
Carbon Dioxide Calculation	**142**	mg/L	20.0	20.0	1		10/16/15 00:00		
5310C TOC	Analytical Method: SM 5310C								
Total Organic Carbon	**0.78J**	mg/L	1.0	0.46	1		10/14/15 16:44	7440-44-0	B

REPORT OF LABORATORY ANALYSIS

This report shall not be reproduced, except in full,
without the written consent of Pace Analytical Services, Inc..

Pace Analytical Services, Inc.
9608 Loiret Blvd.
Lenexa, KS 66219
(913)599-5665

ANALYTICAL RESULTS

Project: FORT SMITH AR
Pace Project No.: 60204563

Sample: ITMW-11-201510 **Lab ID: 60204563037** Collected: 10/07/15 11:10 Received: 10/08/15 10:45 Matrix: Water

Parameters	Results	Units	Report Limit	MDL	DF	Prepared	Analyzed	CAS No.	Qual
Alcohol by Direct Inject GCFID	Analytical Method: EPA 8015 - Alcohol								
2-Chloroethanol	ND	ug/L	10000	1980	1		10/13/15 22:18	107-07-3	
6010 MET ICP	Analytical Method: EPA 6010 Preparation Method: EPA 3010								
Iron	**67.6**	ug/L	50.0	9.0	1	10/08/15 15:45	10/09/15 17:47	7439-89-6	
Manganese	**11.0**	ug/L	5.0	2.4	1	10/08/15 15:45	10/09/15 17:47	7439-96-5	
8260 MSV	Analytical Method: EPA 5030B/8260								
Acetone	ND	ug/L	10.0	1.9	1		10/12/15 12:04	67-64-1	
Benzene	ND	ug/L	1.0	0.060	1		10/12/15 12:04	71-43-2	
Bromodichloromethane	ND	ug/L	1.0	0.19	1		10/12/15 12:04	75-27-4	
Bromoform	ND	ug/L	1.0	0.070	1		10/12/15 12:04	75-25-2	
Bromomethane	ND	ug/L	5.0	0.16	1		10/12/15 12:04	74-83-9	
2-Butanone (MEK)	ND	ug/L	10.0	0.59	1		10/12/15 12:04	78-93-3	
Carbon disulfide	ND	ug/L	5.0	0.12	1		10/12/15 12:04	75-15-0	
Carbon tetrachloride	ND	ug/L	1.0	0.18	1		10/12/15 12:04	56-23-5	
Chlorobenzene	ND	ug/L	1.0	0.21	1		10/12/15 12:04	108-90-7	
Chloroethane	ND	ug/L	1.0	0.15	1		10/12/15 12:04	75-00-3	
Chloroform	**0.17J**	ug/L	1.0	0.14	1		10/12/15 12:04	67-66-3	
Chloromethane	**0.23J**	ug/L	1.0	0.080	1		10/12/15 12:04	74-87-3	B
Dibromochloromethane	ND	ug/L	1.0	0.21	1		10/12/15 12:04	124-48-1	
1,1-Dichloroethane	ND	ug/L	1.0	0.050	1		10/12/15 12:04	75-34-3	
1,2-Dichloroethane	ND	ug/L	1.0	0.12	1		10/12/15 12:04	107-06-2	
1,1-Dichloroethene	**0.58J**	ug/L	1.0	0.20	1		10/12/15 12:04	75-35-4	
cis-1,2-Dichloroethene	**57.9**	ug/L	1.0	0.080	1		10/12/15 12:04	156-59-2	
trans-1,2-Dichloroethene	**0.66J**	ug/L	1.0	0.20	1		10/12/15 12:04	156-60-5	
1,2-Dichloropropane	ND	ug/L	1.0	0.16	1		10/12/15 12:04	78-87-5	
cis-1,3-Dichloropropene	ND	ug/L	1.0	0.14	1		10/12/15 12:04	10061-01-5	
trans-1,3-Dichloropropene	ND	ug/L	1.0	0.12	1		10/12/15 12:04	10061-02-6	
Ethylbenzene	ND	ug/L	1.0	0.18	1		10/12/15 12:04	100-41-4	
2-Hexanone	ND	ug/L	10.0	1.2	1		10/12/15 12:04	591-78-6	
Methylene chloride	ND	ug/L	1.0	0.15	1		10/12/15 12:04	75-09-2	
4-Methyl-2-pentanone (MIBK)	ND	ug/L	10.0	0.42	1		10/12/15 12:04	108-10-1	
Styrene	ND	ug/L	1.0	0.12	1		10/12/15 12:04	100-42-5	
1,1,2,2-Tetrachloroethane	ND	ug/L	1.0	0.15	1		10/12/15 12:04	79-34-5	
Tetrachloroethene	**0.80J**	ug/L	1.0	0.10	1		10/12/15 12:04	127-18-4	
Toluene	**0.19J**	ug/L	1.0	0.17	1		10/12/15 12:04	108-88-3	
1,1,1-Trichloroethane	ND	ug/L	1.0	0.11	1		10/12/15 12:04	71-55-6	
1,1,2-Trichloroethane	ND	ug/L	1.0	0.20	1		10/12/15 12:04	79-00-5	
Trichloroethene	**721**	ug/L	20.0	3.4	20		10/13/15 17:18	79-01-6	
Vinyl chloride	**0.96J**	ug/L	1.0	0.13	1		10/12/15 12:04	75-01-4	
Xylene (Total)	ND	ug/L	3.0	0.42	1		10/12/15 12:04	1330-20-7	
Surrogates									
4-Bromofluorobenzene (S)	96	%	80-120		1		10/12/15 12:04	460-00-4	
1,2-Dichloroethane-d4 (S)	97	%	80-120		1		10/12/15 12:04	17060-07-0	
Toluene-d8 (S)	101	%	80-120		1		10/12/15 12:04	2037-26-5	
Preservation pH	**1.0**		0.10	0.10	1		10/12/15 12:04		

REPORT OF LABORATORY ANALYSIS

This report shall not be reproduced, except in full,
without the written consent of Pace Analytical Services, Inc..

Pace Analytical Services, Inc.
9608 Loiret Blvd.
Lenexa, KS 66219
(913)599-5665

ANALYTICAL RESULTS

Project: FORT SMITH AR
Pace Project No.: 60204563

Sample: ITMW-11-201510 **Lab ID: 60204563037** Collected: 10/07/15 11:10 Received: 10/08/15 10:45 Matrix: Water

Parameters	Results	Units	Report Limit	MDL	DF	Prepared	Analyzed	CAS No.	Qual
2320B Alkalinity	Analytical Method: SM 2320B								
Alkalinity,Bicarbonate (CaCO3)	**100**	mg/L	20.0	2.0	1		10/13/15 16:46		
Alkalinity, Carbonate (CaCO3)	ND	mg/L	20.0	2.0	1		10/13/15 16:46		
Alkalinity, Total as CaCO3	**100**	mg/L	20.0	2.0	1		10/13/15 16:46		
Iron, Ferric (Calculation)	Analytical Method: SM 3500-Fe B#4								
Iron, Ferric	ND	mg/L	0.20		1		10/15/15 00:00	7439-89-6	
4500H+ pH, Electrometric	Analytical Method: SM 4500-H+B								
pH at 25 Degrees C	**6.4**	Std. Units	0.10	0.10	1		10/15/15 00:00		H6
4500S2D Sulfide, Total	Analytical Method: SM 4500-S-2 D								
Sulfide, Total	ND	mg/L	0.050	0.012	1		10/13/15 08:02	18496-25-8	
300.0 IC Anions 28 Days	Analytical Method: EPA 300.0								
Chloride	**3.5**	mg/L	1.0	0.50	1		10/14/15 14:18	16887-00-6	
Sulfate	**19.6**	mg/L	1.0	0.24	1		10/14/15 14:18	14808-79-8	
350.1 Ammonia	Analytical Method: EPA 350.1								
Nitrogen, Ammonia	ND	mg/L	0.10	0.046	1		10/14/15 13:57	7664-41-7	
353.2 Nitrogen, NO2/NO3 unpres	Analytical Method: EPA 353.2								
Nitrogen, Nitrate	ND	mg/L	0.10	0.014	1		10/08/15 16:11		
Nitrogen, Nitrite	ND	mg/L	0.10	0.023	1		10/08/15 16:11		
Nitrogen, NO2 plus NO3	ND	mg/L	0.10	0.014	1		10/08/15 16:11		
365.4 Total Phosphorus	Analytical Method: EPA 365.4								
Phosphorus as PO4	ND	mg/L	0.31		1		10/15/15 08:15		
Total Carbon Dioxide Calc	Analytical Method: SM 4500-CO2 D								
Carbon Dioxide Calculation	**173**	mg/L	20.0	20.0	1		10/16/15 00:00		
5310C TOC	Analytical Method: SM 5310C								
Total Organic Carbon	**0.73J**	mg/L	1.0	0.46	1		10/14/15 16:57	7440-44-0	B

REPORT OF LABORATORY ANALYSIS

This report shall not be reproduced, except in full,
without the written consent of Pace Analytical Services, Inc..

Pace Analytical Services, Inc.
9608 Loiret Blvd.
Lenexa, KS 66219
(913)599-5665

ANALYTICAL RESULTS

Project: FORT SMITH AR
Pace Project No.: 60204563

Sample: ITMW-13-201510 **Lab ID: 60204563038** Collected: 10/07/15 09:10 Received: 10/08/15 10:45 Matrix: Water

Parameters	Results	Units	Report Limit	MDL	DF	Prepared	Analyzed	CAS No.	Qual
Alcohol by Direct Inject GCFID	Analytical Method: EPA 8015 - Alcohol								
2-Chloroethanol	ND	ug/L	10000	1980	1		10/13/15 22:29	107-07-3	
6010 MET ICP	Analytical Method: EPA 6010 Preparation Method: EPA 3010								
Iron	**21.6J**	ug/L	50.0	9.0	1	10/08/15 15:45	10/09/15 17:50	7439-89-6	
Manganese	**14.3**	ug/L	5.0	2.4	1	10/08/15 15:45	10/09/15 17:50	7439-96-5	
8260 MSV	Analytical Method: EPA 5030B/8260								
Acetone	ND	ug/L	10.0	1.9	1		10/12/15 12:18	67-64-1	
Benzene	ND	ug/L	1.0	0.060	1		10/12/15 12:18	71-43-2	
Bromodichloromethane	ND	ug/L	1.0	0.19	1		10/12/15 12:18	75-27-4	
Bromoform	ND	ug/L	1.0	0.070	1		10/12/15 12:18	75-25-2	
Bromomethane	ND	ug/L	5.0	0.16	1		10/12/15 12:18	74-83-9	
2-Butanone (MEK)	ND	ug/L	10.0	0.59	1		10/12/15 12:18	78-93-3	
Carbon disulfide	ND	ug/L	5.0	0.12	1		10/12/15 12:18	75-15-0	
Carbon tetrachloride	ND	ug/L	1.0	0.18	1		10/12/15 12:18	56-23-5	
Chlorobenzene	ND	ug/L	1.0	0.21	1		10/12/15 12:18	108-90-7	
Chloroethane	ND	ug/L	1.0	0.15	1		10/12/15 12:18	75-00-3	
Chloroform	ND	ug/L	1.0	0.14	1		10/12/15 12:18	67-66-3	
Chloromethane	**0.15J**	ug/L	1.0	0.080	1		10/12/15 12:18	74-87-3	B
Dibromochloromethane	ND	ug/L	1.0	0.21	1		10/12/15 12:18	124-48-1	
1,1-Dichloroethane	ND	ug/L	1.0	0.050	1		10/12/15 12:18	75-34-3	
1,2-Dichloroethane	ND	ug/L	1.0	0.12	1		10/12/15 12:18	107-06-2	
1,1-Dichloroethene	ND	ug/L	1.0	0.20	1		10/12/15 12:18	75-35-4	
cis-1,2-Dichloroethene	**17.8**	ug/L	1.0	0.080	1		10/12/15 12:18	156-59-2	
trans-1,2-Dichloroethene	ND	ug/L	1.0	0.20	1		10/12/15 12:18	156-60-5	
1,2-Dichloropropane	ND	ug/L	1.0	0.16	1		10/12/15 12:18	78-87-5	
cis-1,3-Dichloropropene	ND	ug/L	1.0	0.14	1		10/12/15 12:18	10061-01-5	
trans-1,3-Dichloropropene	ND	ug/L	1.0	0.12	1		10/12/15 12:18	10061-02-6	
Ethylbenzene	ND	ug/L	1.0	0.18	1		10/12/15 12:18	100-41-4	
2-Hexanone	ND	ug/L	10.0	1.2	1		10/12/15 12:18	591-78-6	
Methylene chloride	ND	ug/L	1.0	0.15	1		10/12/15 12:18	75-09-2	
4-Methyl-2-pentanone (MIBK)	ND	ug/L	10.0	0.42	1		10/12/15 12:18	108-10-1	
Styrene	ND	ug/L	1.0	0.12	1		10/12/15 12:18	100-42-5	
1,1,2,2-Tetrachloroethane	ND	ug/L	1.0	0.15	1		10/12/15 12:18	79-34-5	
Tetrachloroethene	ND	ug/L	1.0	0.10	1		10/12/15 12:18	127-18-4	
Toluene	ND	ug/L	1.0	0.17	1		10/12/15 12:18	108-88-3	
1,1,1-Trichloroethane	ND	ug/L	1.0	0.11	1		10/12/15 12:18	71-55-6	
1,1,2-Trichloroethane	ND	ug/L	1.0	0.20	1		10/12/15 12:18	79-00-5	
Trichloroethene	**29.9**	ug/L	1.0	0.17	1		10/12/15 12:18	79-01-6	
Vinyl chloride	**0.20J**	ug/L	1.0	0.13	1		10/12/15 12:18	75-01-4	
Xylene (Total)	ND	ug/L	3.0	0.42	1		10/12/15 12:18	1330-20-7	
Surrogates									
4-Bromofluorobenzene (S)	98	%	80-120		1		10/12/15 12:18	460-00-4	
1,2-Dichloroethane-d4 (S)	98	%	80-120		1		10/12/15 12:18	17060-07-0	
Toluene-d8 (S)	101	%	80-120		1		10/12/15 12:18	2037-26-5	
Preservation pH	**1.0**		0.10	0.10	1		10/12/15 12:18		

REPORT OF LABORATORY ANALYSIS

This report shall not be reproduced, except in full,
without the written consent of Pace Analytical Services, Inc..

Pace Analytical Services, Inc.
9608 Loiret Blvd.
Lenexa, KS 66219
(913)599-5665

ANALYTICAL RESULTS

Project: FORT SMITH AR
Pace Project No.: 60204563

Sample: ITMW-13-201510 **Lab ID: 60204563038** Collected: 10/07/15 09:10 Received: 10/08/15 10:45 Matrix: Water

Parameters	Results	Units	Report Limit	MDL	DF	Prepared	Analyzed	CAS No.	Qual
2320B Alkalinity	Analytical Method: SM 2320B								
Alkalinity,Bicarbonate (CaCO3)	**70.2**	mg/L	20.0	2.0	1		10/13/15 16:49		
Alkalinity, Carbonate (CaCO3)	ND	mg/L	20.0	2.0	1		10/13/15 16:49		
Alkalinity, Total as CaCO3	**70.2**	mg/L	20.0	2.0	1		10/13/15 16:49		
Iron, Ferric (Calculation)	Analytical Method: SM 3500-Fe B#4								
Iron, Ferric	ND	mg/L	0.20		1		10/15/15 00:00	7439-89-6	
4500H+ pH, Electrometric	Analytical Method: SM 4500-H+B								
pH at 25 Degrees C	**6.1**	Std. Units	0.10	0.10	1		10/15/15 00:00		H6
4500S2D Sulfide, Total	Analytical Method: SM 4500-S-2 D								
Sulfide, Total	ND	mg/L	0.050	0.012	1		10/13/15 08:02	18496-25-8	
300.0 IC Anions 28 Days	Analytical Method: EPA 300.0								
Chloride	**19.0**	mg/L	2.0	1.0	2		10/15/15 02:22	16887-00-6	
Sulfate	**6.3**	mg/L	1.0	0.24	1		10/14/15 14:33	14808-79-8	
350.1 Ammonia	Analytical Method: EPA 350.1								
Nitrogen, Ammonia	ND	mg/L	0.10	0.046	1		10/14/15 13:58	7664-41-7	
353.2 Nitrogen, NO2/NO3 unpres	Analytical Method: EPA 353.2								
Nitrogen, Nitrate	**0.20**	mg/L	0.10	0.014	1		10/08/15 16:11		
Nitrogen, Nitrite	ND	mg/L	0.10	0.023	1		10/08/15 16:11		
Nitrogen, NO2 plus NO3	**0.20**	mg/L	0.10	0.014	1		10/08/15 16:11		
365.4 Total Phosphorus	Analytical Method: EPA 365.4								
Phosphorus as PO4	ND	mg/L	0.31		1		10/15/15 08:17		
Total Carbon Dioxide Calc	Analytical Method: SM 4500-CO2 D								
Carbon Dioxide Calculation	**181**	mg/L	20.0	20.0	1		10/16/15 00:00		
5310C TOC	Analytical Method: SM 5310C								
Total Organic Carbon	**0.53J**	mg/L	1.0	0.46	1		10/14/15 17:10	7440-44-0	B

REPORT OF LABORATORY ANALYSIS

This report shall not be reproduced, except in full,
without the written consent of Pace Analytical Services, Inc..

Pace Analytical Services, Inc.
9608 Loiret Blvd.
Lenexa, KS 66219
(913)599-5665

ANALYTICAL RESULTS

Project: FORT SMITH AR
Pace Project No.: 60204563

Sample: DUP-01-201510 **Lab ID: 60204563039** Collected: 10/07/15 09:10 Received: 10/08/15 10:45 Matrix: Water

Parameters	Results	Units	Report Limit	MDL	DF	Prepared	Analyzed	CAS No.	Qual
8260 MSV	Analytical Method: EPA 5030B/8260								
Acetone	ND	ug/L	10.0	1.9	1		10/12/15 12:33	67-64-1	
Benzene	ND	ug/L	1.0	0.060	1		10/12/15 12:33	71-43-2	
Bromodichloromethane	ND	ug/L	1.0	0.19	1		10/12/15 12:33	75-27-4	
Bromoform	ND	ug/L	1.0	0.070	1		10/12/15 12:33	75-25-2	
Bromomethane	ND	ug/L	5.0	0.16	1		10/12/15 12:33	74-83-9	
2-Butanone (MEK)	ND	ug/L	10.0	0.59	1		10/12/15 12:33	78-93-3	
Carbon disulfide	ND	ug/L	5.0	0.12	1		10/12/15 12:33	75-15-0	
Carbon tetrachloride	ND	ug/L	1.0	0.18	1		10/12/15 12:33	56-23-5	
Chlorobenzene	ND	ug/L	1.0	0.21	1		10/12/15 12:33	108-90-7	
Chloroethane	ND	ug/L	1.0	0.15	1		10/12/15 12:33	75-00-3	
Chloroform	ND	ug/L	1.0	0.14	1		10/12/15 12:33	67-66-3	
Chloromethane	**0.12J**	ug/L	1.0	0.080	1		10/12/15 12:33	74-87-3	B
Dibromochloromethane	ND	ug/L	1.0	0.21	1		10/12/15 12:33	124-48-1	
1,1-Dichloroethane	ND	ug/L	1.0	0.050	1		10/12/15 12:33	75-34-3	
1,2-Dichloroethane	ND	ug/L	1.0	0.12	1		10/12/15 12:33	107-06-2	
1,1-Dichloroethene	ND	ug/L	1.0	0.20	1		10/12/15 12:33	75-35-4	
cis-1,2-Dichloroethene	**17.6**	ug/L	1.0	0.080	1		10/12/15 12:33	156-59-2	
trans-1,2-Dichloroethene	ND	ug/L	1.0	0.20	1		10/12/15 12:33	156-60-5	
1,2-Dichloropropane	ND	ug/L	1.0	0.16	1		10/12/15 12:33	78-87-5	
cis-1,3-Dichloropropene	ND	ug/L	1.0	0.14	1		10/12/15 12:33	10061-01-5	
trans-1,3-Dichloropropene	ND	ug/L	1.0	0.12	1		10/12/15 12:33	10061-02-6	
Ethylbenzene	ND	ug/L	1.0	0.18	1		10/12/15 12:33	100-41-4	
2-Hexanone	ND	ug/L	10.0	1.2	1		10/12/15 12:33	591-78-6	
Methylene chloride	ND	ug/L	1.0	0.15	1		10/12/15 12:33	75-09-2	
4-Methyl-2-pentanone (MIBK)	ND	ug/L	10.0	0.42	1		10/12/15 12:33	108-10-1	
Styrene	ND	ug/L	1.0	0.12	1		10/12/15 12:33	100-42-5	
1,1,2,2-Tetrachloroethane	ND	ug/L	1.0	0.15	1		10/12/15 12:33	79-34-5	
Tetrachloroethene	ND	ug/L	1.0	0.10	1		10/12/15 12:33	127-18-4	
Toluene	ND	ug/L	1.0	0.17	1		10/12/15 12:33	108-88-3	
1,1,1-Trichloroethane	ND	ug/L	1.0	0.11	1		10/12/15 12:33	71-55-6	
1,1,2-Trichloroethane	ND	ug/L	1.0	0.20	1		10/12/15 12:33	79-00-5	
Trichloroethene	**25.5**	ug/L	1.0	0.17	1		10/12/15 12:33	79-01-6	
Vinyl chloride	**0.18J**	ug/L	1.0	0.13	1		10/12/15 12:33	75-01-4	
Xylene (Total)	ND	ug/L	3.0	0.42	1		10/12/15 12:33	1330-20-7	
Surrogates									
4-Bromofluorobenzene (S)	98	%	80-120		1		10/12/15 12:33	460-00-4	
1,2-Dichloroethane-d4 (S)	97	%	80-120		1		10/12/15 12:33	17060-07-0	
Toluene-d8 (S)	103	%	80-120		1		10/12/15 12:33	2037-26-5	
Preservation pH	**1.0**		0.10	0.10	1		10/12/15 12:33		

REPORT OF LABORATORY ANALYSIS

This report shall not be reproduced, except in full,
without the written consent of Pace Analytical Services, Inc..

Pace Analytical Services, Inc.
9608 Loiret Blvd.
Lenexa, KS 66219
(913)599-5665

ANALYTICAL RESULTS

Project: FORT SMITH AR
Pace Project No.: 60204563

Sample: TB-18-201510 **Lab ID: 60204563040** Collected: 10/07/15 08:00 Received: 10/08/15 10:45 Matrix: Water

Parameters	Results	Units	Report Limit	MDL	DF	Prepared	Analyzed	CAS No.	Qual
8260 MSV	Analytical Method: EPA 5030B/8260								
Acetone	ND	ug/L	10.0	1.9	1		10/12/15 09:39	67-64-1	
Benzene	ND	ug/L	1.0	0.060	1		10/12/15 09:39	71-43-2	
Bromodichloromethane	ND	ug/L	1.0	0.19	1		10/12/15 09:39	75-27-4	
Bromoform	ND	ug/L	1.0	0.070	1		10/12/15 09:39	75-25-2	
Bromomethane	ND	ug/L	5.0	0.16	1		10/12/15 09:39	74-83-9	
2-Butanone (MEK)	ND	ug/L	10.0	0.59	1		10/12/15 09:39	78-93-3	
Carbon disulfide	ND	ug/L	5.0	0.12	1		10/12/15 09:39	75-15-0	
Carbon tetrachloride	ND	ug/L	1.0	0.18	1		10/12/15 09:39	56-23-5	
Chlorobenzene	ND	ug/L	1.0	0.21	1		10/12/15 09:39	108-90-7	
Chloroethane	ND	ug/L	1.0	0.15	1		10/12/15 09:39	75-00-3	
Chloroform	ND	ug/L	1.0	0.14	1		10/12/15 09:39	67-66-3	
Chloromethane	**0.14J**	ug/L	1.0	0.080	1		10/12/15 09:39	74-87-3	B
Dibromochloromethane	ND	ug/L	1.0	0.21	1		10/12/15 09:39	124-48-1	
1,1-Dichloroethane	ND	ug/L	1.0	0.050	1		10/12/15 09:39	75-34-3	
1,2-Dichloroethane	ND	ug/L	1.0	0.12	1		10/12/15 09:39	107-06-2	
1,1-Dichloroethene	ND	ug/L	1.0	0.20	1		10/12/15 09:39	75-35-4	
cis-1,2-Dichloroethene	ND	ug/L	1.0	0.080	1		10/12/15 09:39	156-59-2	
trans-1,2-Dichloroethene	ND	ug/L	1.0	0.20	1		10/12/15 09:39	156-60-5	
1,2-Dichloropropane	ND	ug/L	1.0	0.16	1		10/12/15 09:39	78-87-5	
cis-1,3-Dichloropropene	ND	ug/L	1.0	0.14	1		10/12/15 09:39	10061-01-5	
trans-1,3-Dichloropropene	ND	ug/L	1.0	0.12	1		10/12/15 09:39	10061-02-6	
Ethylbenzene	ND	ug/L	1.0	0.18	1		10/12/15 09:39	100-41-4	
2-Hexanone	ND	ug/L	10.0	1.2	1		10/12/15 09:39	591-78-6	
Methylene chloride	ND	ug/L	1.0	0.15	1		10/12/15 09:39	75-09-2	
4-Methyl-2-pentanone (MIBK)	ND	ug/L	10.0	0.42	1		10/12/15 09:39	108-10-1	
Styrene	ND	ug/L	1.0	0.12	1		10/12/15 09:39	100-42-5	
1,1,2,2-Tetrachloroethane	ND	ug/L	1.0	0.15	1		10/12/15 09:39	79-34-5	
Tetrachloroethene	ND	ug/L	1.0	0.10	1		10/12/15 09:39	127-18-4	
Toluene	ND	ug/L	1.0	0.17	1		10/12/15 09:39	108-88-3	
1,1,1-Trichloroethane	ND	ug/L	1.0	0.11	1		10/12/15 09:39	71-55-6	
1,1,2-Trichloroethane	ND	ug/L	1.0	0.20	1		10/12/15 09:39	79-00-5	
Trichloroethene	ND	ug/L	1.0	0.17	1		10/12/15 09:39	79-01-6	
Vinyl chloride	ND	ug/L	1.0	0.13	1		10/12/15 09:39	75-01-4	
Xylene (Total)	ND	ug/L	3.0	0.42	1		10/12/15 09:39	1330-20-7	
Surrogates									
4-Bromofluorobenzene (S)	98	%	80-120		1		10/12/15 09:39	460-00-4	
1,2-Dichloroethane-d4 (S)	101	%	80-120		1		10/12/15 09:39	17060-07-0	
Toluene-d8 (S)	104	%	80-120		1		10/12/15 09:39	2037-26-5	
Preservation pH	**1.0**		0.10	0.10	1		10/12/15 09:39		

REPORT OF LABORATORY ANALYSIS

This report shall not be reproduced, except in full,
without the written consent of Pace Analytical Services, Inc..

Pace Analytical Services, Inc.
9608 Loiret Blvd.
Lenexa, KS 66219
(913)599-5665

ANALYTICAL RESULTS

Project: FORT SMITH AR
Pace Project No.: 60204563

Sample: TB-03-201510 **Lab ID: 60204563041** Collected: 10/07/15 08:00 Received: 10/08/15 10:45 Matrix: Water

Parameters	Results	Units	Report Limit	MDL	DF	Prepared	Analyzed	CAS No.	Qual
8260 MSV	Analytical Method: EPA 5030B/8260								
Acetone	ND	ug/L	10.0	1.9	1		10/12/15 09:54	67-64-1	
Benzene	ND	ug/L	1.0	0.060	1		10/12/15 09:54	71-43-2	
Bromodichloromethane	ND	ug/L	1.0	0.19	1		10/12/15 09:54	75-27-4	
Bromoform	ND	ug/L	1.0	0.070	1		10/12/15 09:54	75-25-2	
Bromomethane	ND	ug/L	5.0	0.16	1		10/12/15 09:54	74-83-9	
2-Butanone (MEK)	ND	ug/L	10.0	0.59	1		10/12/15 09:54	78-93-3	
Carbon disulfide	ND	ug/L	5.0	0.12	1		10/12/15 09:54	75-15-0	
Carbon tetrachloride	ND	ug/L	1.0	0.18	1		10/12/15 09:54	56-23-5	
Chlorobenzene	ND	ug/L	1.0	0.21	1		10/12/15 09:54	108-90-7	
Chloroethane	ND	ug/L	1.0	0.15	1		10/12/15 09:54	75-00-3	
Chloroform	ND	ug/L	1.0	0.14	1		10/12/15 09:54	67-66-3	
Chloromethane	**0.18J**	ug/L	1.0	0.080	1		10/12/15 09:54	74-87-3	B
Dibromochloromethane	ND	ug/L	1.0	0.21	1		10/12/15 09:54	124-48-1	
1,1-Dichloroethane	ND	ug/L	1.0	0.050	1		10/12/15 09:54	75-34-3	
1,2-Dichloroethane	ND	ug/L	1.0	0.12	1		10/12/15 09:54	107-06-2	
1,1-Dichloroethene	ND	ug/L	1.0	0.20	1		10/12/15 09:54	75-35-4	
cis-1,2-Dichloroethene	ND	ug/L	1.0	0.080	1		10/12/15 09:54	156-59-2	
trans-1,2-Dichloroethene	ND	ug/L	1.0	0.20	1		10/12/15 09:54	156-60-5	
1,2-Dichloropropane	ND	ug/L	1.0	0.16	1		10/12/15 09:54	78-87-5	
cis-1,3-Dichloropropene	ND	ug/L	1.0	0.14	1		10/12/15 09:54	10061-01-5	
trans-1,3-Dichloropropene	ND	ug/L	1.0	0.12	1		10/12/15 09:54	10061-02-6	
Ethylbenzene	ND	ug/L	1.0	0.18	1		10/12/15 09:54	100-41-4	
2-Hexanone	ND	ug/L	10.0	1.2	1		10/12/15 09:54	591-78-6	
Methylene chloride	ND	ug/L	1.0	0.15	1		10/12/15 09:54	75-09-2	
4-Methyl-2-pentanone (MIBK)	ND	ug/L	10.0	0.42	1		10/12/15 09:54	108-10-1	
Styrene	ND	ug/L	1.0	0.12	1		10/12/15 09:54	100-42-5	
1,1,2,2-Tetrachloroethane	ND	ug/L	1.0	0.15	1		10/12/15 09:54	79-34-5	
Tetrachloroethene	ND	ug/L	1.0	0.10	1		10/12/15 09:54	127-18-4	
Toluene	ND	ug/L	1.0	0.17	1		10/12/15 09:54	108-88-3	
1,1,1-Trichloroethane	ND	ug/L	1.0	0.11	1		10/12/15 09:54	71-55-6	
1,1,2-Trichloroethane	ND	ug/L	1.0	0.20	1		10/12/15 09:54	79-00-5	
Trichloroethene	ND	ug/L	1.0	0.17	1		10/12/15 09:54	79-01-6	
Vinyl chloride	ND	ug/L	1.0	0.13	1		10/12/15 09:54	75-01-4	
Xylene (Total)	ND	ug/L	3.0	0.42	1		10/12/15 09:54	1330-20-7	
Surrogates									
4-Bromofluorobenzene (S)	97	%	80-120		1		10/12/15 09:54	460-00-4	
1,2-Dichloroethane-d4 (S)	100	%	80-120		1		10/12/15 09:54	17060-07-0	
Toluene-d8 (S)	102	%	80-120		1		10/12/15 09:54	2037-26-5	
Preservation pH	**1.0**		0.10	0.10	1		10/12/15 09:54		

REPORT OF LABORATORY ANALYSIS

This report shall not be reproduced, except in full,
without the written consent of Pace Analytical Services, Inc..

Pace Analytical Services, Inc.
9608 Loiret Blvd.
Lenexa, KS 66219
(913)599-5665

ANALYTICAL RESULTS

Project: FORT SMITH AR
Pace Project No.: 60204563

Sample: MW-84-201510 **Lab ID: 60204563042** Collected: 10/07/15 17:50 Received: 10/08/15 10:45 Matrix: Water

Parameters	Results	Units	Report Limit	MDL	DF	Prepared	Analyzed	CAS No.	Qual
Alcohol by Direct Inject GCFID	Analytical Method: EPA 8015 - Alcohol								
2-Chloroethanol	ND	ug/L	10000	1980	1		10/13/15 22:40	107-07-3	
6010 MET ICP	Analytical Method: EPA 6010 Preparation Method: EPA 3010								
Iron	**49.7J**	ug/L	50.0	9.0	1	10/08/15 15:45	10/09/15 17:56	7439-89-6	
Manganese	ND	ug/L	5.0	2.4	1	10/08/15 15:45	10/09/15 17:56	7439-96-5	
8260 MSV	Analytical Method: EPA 5030B/8260								
Acetone	**29.3**	ug/L	10.0	1.9	1		10/12/15 17:08	67-64-1	L1
Benzene	ND	ug/L	1.0	0.060	1		10/12/15 17:08	71-43-2	
Bromodichloromethane	ND	ug/L	1.0	0.19	1		10/12/15 17:08	75-27-4	
Bromoform	**0.39J**	ug/L	1.0	0.070	1		10/12/15 17:08	75-25-2	
Bromomethane	**5.1**	ug/L	5.0	0.16	1		10/12/15 17:08	74-83-9	B
2-Butanone (MEK)	ND	ug/L	10.0	0.59	1		10/12/15 17:08	78-93-3	
Carbon disulfide	ND	ug/L	5.0	0.12	1		10/12/15 17:08	75-15-0	
Carbon tetrachloride	ND	ug/L	1.0	0.18	1		10/12/15 17:08	56-23-5	
Chlorobenzene	ND	ug/L	1.0	0.21	1		10/12/15 17:08	108-90-7	
Chloroethane	ND	ug/L	1.0	0.15	1		10/12/15 17:08	75-00-3	
Chloroform	ND	ug/L	1.0	0.14	1		10/12/15 17:08	67-66-3	
Chloromethane	**6.2**	ug/L	1.0	0.080	1		10/12/15 17:08	74-87-3	
Dibromochloromethane	ND	ug/L	1.0	0.21	1		10/12/15 17:08	124-48-1	
1,1-Dichloroethane	ND	ug/L	1.0	0.050	1		10/12/15 17:08	75-34-3	
1,2-Dichloroethane	ND	ug/L	1.0	0.12	1		10/12/15 17:08	107-06-2	
1,1-Dichloroethene	ND	ug/L	1.0	0.20	1		10/12/15 17:08	75-35-4	
cis-1,2-Dichloroethene	ND	ug/L	1.0	0.080	1		10/12/15 17:08	156-59-2	
trans-1,2-Dichloroethene	ND	ug/L	1.0	0.20	1		10/12/15 17:08	156-60-5	
1,2-Dichloropropane	ND	ug/L	1.0	0.16	1		10/12/15 17:08	78-87-5	
cis-1,3-Dichloropropene	ND	ug/L	1.0	0.14	1		10/12/15 17:08	10061-01-5	
trans-1,3-Dichloropropene	ND	ug/L	1.0	0.12	1		10/12/15 17:08	10061-02-6	
Ethylbenzene	ND	ug/L	1.0	0.18	1		10/12/15 17:08	100-41-4	
2-Hexanone	ND	ug/L	10.0	1.2	1		10/12/15 17:08	591-78-6	
Methylene chloride	ND	ug/L	1.0	0.15	1		10/12/15 17:08	75-09-2	
4-Methyl-2-pentanone (MIBK)	ND	ug/L	10.0	0.42	1		10/12/15 17:08	108-10-1	
Styrene	ND	ug/L	1.0	0.12	1		10/12/15 17:08	100-42-5	
1,1,2,2-Tetrachloroethane	ND	ug/L	1.0	0.15	1		10/12/15 17:08	79-34-5	
Tetrachloroethene	ND	ug/L	1.0	0.10	1		10/12/15 17:08	127-18-4	
Toluene	ND	ug/L	1.0	0.17	1		10/12/15 17:08	108-88-3	
1,1,1-Trichloroethane	ND	ug/L	1.0	0.11	1		10/12/15 17:08	71-55-6	
1,1,2-Trichloroethane	ND	ug/L	1.0	0.20	1		10/12/15 17:08	79-00-5	
Trichloroethene	ND	ug/L	1.0	0.17	1		10/12/15 17:08	79-01-6	
Vinyl chloride	ND	ug/L	1.0	0.13	1		10/12/15 17:08	75-01-4	
Xylene (Total)	ND	ug/L	3.0	0.42	1		10/12/15 17:08	1330-20-7	
Surrogates									
4-Bromofluorobenzene (S)	97	%	80-120		1		10/12/15 17:08	460-00-4	
1,2-Dichloroethane-d4 (S)	101	%	80-120		1		10/12/15 17:08	17060-07-0	
Toluene-d8 (S)	100	%	80-120		1		10/12/15 17:08	2037-26-5	
Preservation pH	**4.0**		0.10	0.10	1		10/12/15 17:08		

REPORT OF LABORATORY ANALYSIS

This report shall not be reproduced, except in full,
without the written consent of Pace Analytical Services, Inc..

Pace Analytical Services, Inc.
9608 Loiret Blvd.
Lenexa, KS 66219
(913)599-5665

ANALYTICAL RESULTS

Project: FORT SMITH AR
Pace Project No.: 60204563

Sample: MW-84-201510 **Lab ID: 60204563042** Collected: 10/07/15 17:50 Received: 10/08/15 10:45 Matrix: Water

Parameters	Results	Units	Report Limit	MDL	DF	Prepared	Analyzed	CAS No.	Qual
2320B Alkalinity	Analytical Method: SM 2320B								
Alkalinity,Bicarbonate (CaCO3)	**98.3**	mg/L	20.0	2.0	1		10/13/15 16:54		
Alkalinity, Carbonate (CaCO3)	**241**	mg/L	20.0	2.0	1		10/13/15 16:54		
Alkalinity, Total as CaCO3	**339**	mg/L	20.0	2.0	1		10/13/15 16:54		
Iron, Ferric (Calculation)	Analytical Method: SM 3500-Fe B#4								
Iron, Ferric	ND	mg/L	0.20		1		10/15/15 00:00	7439-89-6	
4500H+ pH, Electrometric	Analytical Method: SM 4500-H+B								
pH at 25 Degrees C	**9.7**	Std. Units	0.10	0.10	1		10/15/15 00:00		H6
4500S2D Sulfide, Total	Analytical Method: SM 4500-S-2 D								
Sulfide, Total	ND	mg/L	0.050	0.012	1		10/13/15 08:02	18496-25-8	
300.0 IC Anions 28 Days	Analytical Method: EPA 300.0								
Chloride	**260**	mg/L	20.0	10.0	20		10/14/15 14:49	16887-00-6	
Sulfate	**2780**	mg/L	200	47.3	200		10/14/15 15:04	14808-79-8	
350.1 Ammonia	Analytical Method: EPA 350.1								
Nitrogen, Ammonia	**0.74**	mg/L	0.10	0.046	1		10/14/15 13:59	7664-41-7	
353.2 Nitrogen, NO2/NO3 unpres	Analytical Method: EPA 353.2								
Nitrogen, Nitrate	**3.1**	mg/L	0.10	0.014	1		10/08/15 16:14		
Nitrogen, Nitrite	ND	mg/L	0.10	0.023	1		10/08/15 16:14		
Nitrogen, NO2 plus NO3	**3.1**	mg/L	0.10	0.014	1		10/08/15 16:14		
365.4 Total Phosphorus	Analytical Method: EPA 365.4								
Phosphorus as PO4	**0.87**	mg/L	0.31		1		10/15/15 08:18		
Total Carbon Dioxide Calc	Analytical Method: SM 4500-CO2 D								
Carbon Dioxide Calculation	**193**	mg/L	20.0	20.0	1		10/16/15 00:00		
5310C TOC	Analytical Method: SM 5310C								
Total Organic Carbon	**0.92J**	mg/L	1.0	0.46	1		10/14/15 17:23	7440-44-0	B

REPORT OF LABORATORY ANALYSIS

This report shall not be reproduced, except in full,
without the written consent of Pace Analytical Services, Inc..

Pace Analytical Services, Inc.
9608 Loiret Blvd.
Lenexa, KS 66219
(913)599-5665

ANALYTICAL RESULTS

Project: FORT SMITH AR
Pace Project No.: 60204563

Sample: ITMW-10-201510 **Lab ID: 60204563043** Collected: 10/07/15 17:10 Received: 10/08/15 10:45 Matrix: Water

Parameters	Results	Units	Report Limit	MDL	DF	Prepared	Analyzed	CAS No.	Qual
Alcohol by Direct Inject GCFID	Analytical Method: EPA 8015 - Alcohol								
2-Chloroethanol	ND	ug/L	10000	1980	1		10/13/15 22:51	107-07-3	
6010 MET ICP	Analytical Method: EPA 6010 Preparation Method: EPA 3010								
Iron	**18.0J**	ug/L	50.0	9.0	1	10/08/15 15:45	10/09/15 17:59	7439-89-6	
Manganese	**324**	ug/L	5.0	2.4	1	10/08/15 15:45	10/09/15 17:59	7439-96-5	
8260 MSV	Analytical Method: EPA 5030B/8260								
Acetone	ND	ug/L	10.0	1.9	1		10/12/15 13:02	67-64-1	
Benzene	**0.20J**	ug/L	1.0	0.060	1		10/12/15 13:02	71-43-2	
Bromodichloromethane	ND	ug/L	1.0	0.19	1		10/12/15 13:02	75-27-4	
Bromoform	ND	ug/L	1.0	0.070	1		10/12/15 13:02	75-25-2	
Bromomethane	ND	ug/L	5.0	0.16	1		10/12/15 13:02	74-83-9	
2-Butanone (MEK)	ND	ug/L	10.0	0.59	1		10/12/15 13:02	78-93-3	
Carbon disulfide	ND	ug/L	5.0	0.12	1		10/12/15 13:02	75-15-0	
Carbon tetrachloride	ND	ug/L	1.0	0.18	1		10/12/15 13:02	56-23-5	
Chlorobenzene	ND	ug/L	1.0	0.21	1		10/12/15 13:02	108-90-7	
Chloroethane	ND	ug/L	1.0	0.15	1		10/12/15 13:02	75-00-3	
Chloroform	**0.24J**	ug/L	1.0	0.14	1		10/12/15 13:02	67-66-3	
Chloromethane	**0.15J**	ug/L	1.0	0.080	1		10/12/15 13:02	74-87-3	B
Dibromochloromethane	ND	ug/L	1.0	0.21	1		10/12/15 13:02	124-48-1	
1,1-Dichloroethane	**2.9**	ug/L	1.0	0.050	1		10/12/15 13:02	75-34-3	
1,2-Dichloroethane	ND	ug/L	1.0	0.12	1		10/12/15 13:02	107-06-2	
1,1-Dichloroethene	**4.7**	ug/L	1.0	0.20	1		10/12/15 13:02	75-35-4	
cis-1,2-Dichloroethene	**37.5**	ug/L	1.0	0.080	1		10/12/15 13:02	156-59-2	
trans-1,2-Dichloroethene	**0.35J**	ug/L	1.0	0.20	1		10/12/15 13:02	156-60-5	
1,2-Dichloropropane	ND	ug/L	1.0	0.16	1		10/12/15 13:02	78-87-5	
cis-1,3-Dichloropropene	ND	ug/L	1.0	0.14	1		10/12/15 13:02	10061-01-5	
trans-1,3-Dichloropropene	ND	ug/L	1.0	0.12	1		10/12/15 13:02	10061-02-6	
Ethylbenzene	ND	ug/L	1.0	0.18	1		10/12/15 13:02	100-41-4	
2-Hexanone	ND	ug/L	10.0	1.2	1		10/12/15 13:02	591-78-6	
Methylene chloride	ND	ug/L	1.0	0.15	1		10/12/15 13:02	75-09-2	
4-Methyl-2-pentanone (MIBK)	ND	ug/L	10.0	0.42	1		10/12/15 13:02	108-10-1	
Styrene	ND	ug/L	1.0	0.12	1		10/12/15 13:02	100-42-5	
1,1,2,2-Tetrachloroethane	ND	ug/L	1.0	0.15	1		10/12/15 13:02	79-34-5	
Tetrachloroethene	**0.92J**	ug/L	1.0	0.10	1		10/12/15 13:02	127-18-4	
Toluene	**0.34J**	ug/L	1.0	0.17	1		10/12/15 13:02	108-88-3	
1,1,1-Trichloroethane	ND	ug/L	1.0	0.11	1		10/12/15 13:02	71-55-6	
1,1,2-Trichloroethane	ND	ug/L	1.0	0.20	1		10/12/15 13:02	79-00-5	
Trichloroethene	**437**	ug/L	5.0	0.85	5		10/12/15 13:16	79-01-6	
Vinyl chloride	**1.5**	ug/L	1.0	0.13	1		10/12/15 13:02	75-01-4	
Xylene (Total)	ND	ug/L	3.0	0.42	1		10/12/15 13:02	1330-20-7	
Surrogates									
4-Bromofluorobenzene (S)	98	%	80-120		1		10/12/15 13:02	460-00-4	
1,2-Dichloroethane-d4 (S)	97	%	80-120		1		10/12/15 13:02	17060-07-0	
Toluene-d8 (S)	101	%	80-120		1		10/12/15 13:02	2037-26-5	
Preservation pH	**1.0**		0.10	0.10	1		10/12/15 13:02		

REPORT OF LABORATORY ANALYSIS

This report shall not be reproduced, except in full,
without the written consent of Pace Analytical Services, Inc..

Pace Analytical Services, Inc.
9608 Loiret Blvd.
Lenexa, KS 66219
(913)599-5665

ANALYTICAL RESULTS

Project: FORT SMITH AR
Pace Project No.: 60204563

Sample: ITMW-10-201510 **Lab ID: 60204563043** Collected: 10/07/15 17:10 Received: 10/08/15 10:45 Matrix: Water

Parameters	Results	Units	Report Limit	MDL	DF	Prepared	Analyzed	CAS No.	Qual
2320B Alkalinity	Analytical Method: SM 2320B								
Alkalinity,Bicarbonate (CaCO3)	**78.9**	mg/L	20.0	2.0	1		10/13/15 16:57		
Alkalinity, Carbonate (CaCO3)	ND	mg/L	20.0	2.0	1		10/13/15 16:57		
Alkalinity, Total as CaCO3	**78.9**	mg/L	20.0	2.0	1		10/13/15 16:57		
Iron, Ferric (Calculation)	Analytical Method: SM 3500-Fe B#4								
Iron, Ferric	ND	mg/L	0.20		1		10/15/15 00:00	7439-89-6	
4500H+ pH, Electrometric	Analytical Method: SM 4500-H+B								
pH at 25 Degrees C	**5.8**	Std. Units	0.10	0.10	1		10/15/15 00:00		H6
4500S2D Sulfide, Total	Analytical Method: SM 4500-S-2 D								
Sulfide, Total	ND	mg/L	0.050	0.012	1		10/13/15 08:02	18496-25-8	
300.0 IC Anions 28 Days	Analytical Method: EPA 300.0								
Chloride	**115**	mg/L	10.0	5.0	10		10/14/15 15:35	16887-00-6	
Sulfate	**32.0**	mg/L	5.0	1.2	5		10/14/15 15:20	14808-79-8	
350.1 Ammonia	Analytical Method: EPA 350.1								
Nitrogen, Ammonia	ND	mg/L	0.10	0.046	1		10/14/15 14:00	7664-41-7	
353.2 Nitrogen, NO2/NO3 unpres	Analytical Method: EPA 353.2								
Nitrogen, Nitrate	**5.4**	mg/L	0.20	0.028	2		10/08/15 16:32		
Nitrogen, Nitrite	ND	mg/L	0.20	0.046	2		10/08/15 16:32		
Nitrogen, NO2 plus NO3	**5.4**	mg/L	0.20	0.028	2		10/08/15 16:32		
365.4 Total Phosphorus	Analytical Method: EPA 365.4								
Phosphorus as PO4	ND	mg/L	0.31		1		10/15/15 08:20		
Total Carbon Dioxide Calc	Analytical Method: SM 4500-CO2 D								
Carbon Dioxide Calculation	**308**	mg/L	20.0	20.0	1		10/16/15 00:00		
5310C TOC	Analytical Method: SM 5310C								
Total Organic Carbon	**0.96J**	mg/L	1.0	0.46	1		10/14/15 18:29	7440-44-0	B

REPORT OF LABORATORY ANALYSIS

This report shall not be reproduced, except in full,
without the written consent of Pace Analytical Services, Inc..

Pace Analytical Services, Inc.
9608 Loiret Blvd.
Lenexa, KS 66219
(913)599-5665

ANALYTICAL RESULTS

Project: FORT SMITH AR
Pace Project No.: 60204563

Sample: DUP-04-201510 **Lab ID: 60204563044** Collected: 10/07/15 17:10 Received: 10/08/15 10:45 Matrix: Water

Parameters	Results	Units	Report Limit	MDL	DF	Prepared	Analyzed	CAS No.	Qual
8260 MSV	Analytical Method: EPA 5030B/8260								
Acetone	ND	ug/L	10.0	1.9	1		10/12/15 12:47	67-64-1	
Benzene	**0.20J**	ug/L	1.0	0.060	1		10/12/15 12:47	71-43-2	
Bromodichloromethane	ND	ug/L	1.0	0.19	1		10/12/15 12:47	75-27-4	
Bromoform	ND	ug/L	1.0	0.070	1		10/12/15 12:47	75-25-2	
Bromomethane	ND	ug/L	5.0	0.16	1		10/12/15 12:47	74-83-9	
2-Butanone (MEK)	ND	ug/L	10.0	0.59	1		10/12/15 12:47	78-93-3	
Carbon disulfide	ND	ug/L	5.0	0.12	1		10/12/15 12:47	75-15-0	
Carbon tetrachloride	ND	ug/L	1.0	0.18	1		10/12/15 12:47	56-23-5	
Chlorobenzene	ND	ug/L	1.0	0.21	1		10/12/15 12:47	108-90-7	
Chloroethane	ND	ug/L	1.0	0.15	1		10/12/15 12:47	75-00-3	
Chloroform	**0.29J**	ug/L	1.0	0.14	1		10/12/15 12:47	67-66-3	
Chloromethane	**0.15J**	ug/L	1.0	0.080	1		10/12/15 12:47	74-87-3	B
Dibromochloromethane	ND	ug/L	1.0	0.21	1		10/12/15 12:47	124-48-1	
1,1-Dichloroethane	**2.8**	ug/L	1.0	0.050	1		10/12/15 12:47	75-34-3	
1,2-Dichloroethane	ND	ug/L	1.0	0.12	1		10/12/15 12:47	107-06-2	
1,1-Dichloroethene	**4.5**	ug/L	1.0	0.20	1		10/12/15 12:47	75-35-4	
cis-1,2-Dichloroethene	**37.9**	ug/L	1.0	0.080	1		10/12/15 12:47	156-59-2	
trans-1,2-Dichloroethene	**0.34J**	ug/L	1.0	0.20	1		10/12/15 12:47	156-60-5	
1,2-Dichloropropane	ND	ug/L	1.0	0.16	1		10/12/15 12:47	78-87-5	
cis-1,3-Dichloropropene	ND	ug/L	1.0	0.14	1		10/12/15 12:47	10061-01-5	
trans-1,3-Dichloropropene	ND	ug/L	1.0	0.12	1		10/12/15 12:47	10061-02-6	
Ethylbenzene	ND	ug/L	1.0	0.18	1		10/12/15 12:47	100-41-4	
2-Hexanone	ND	ug/L	10.0	1.2	1		10/12/15 12:47	591-78-6	
Methylene chloride	ND	ug/L	1.0	0.15	1		10/12/15 12:47	75-09-2	
4-Methyl-2-pentanone (MIBK)	ND	ug/L	10.0	0.42	1		10/12/15 12:47	108-10-1	
Styrene	ND	ug/L	1.0	0.12	1		10/12/15 12:47	100-42-5	
1,1,2,2-Tetrachloroethane	ND	ug/L	1.0	0.15	1		10/12/15 12:47	79-34-5	
Tetrachloroethene	**0.92J**	ug/L	1.0	0.10	1		10/12/15 12:47	127-18-4	
Toluene	**0.37J**	ug/L	1.0	0.17	1		10/12/15 12:47	108-88-3	
1,1,1-Trichloroethane	ND	ug/L	1.0	0.11	1		10/12/15 12:47	71-55-6	
1,1,2-Trichloroethane	ND	ug/L	1.0	0.20	1		10/12/15 12:47	79-00-5	
Trichloroethene	**445**	ug/L	10.0	1.7	10		10/13/15 17:32	79-01-6	
Vinyl chloride	**1.6**	ug/L	1.0	0.13	1		10/12/15 12:47	75-01-4	
Xylene (Total)	ND	ug/L	3.0	0.42	1		10/12/15 12:47	1330-20-7	
Surrogates									
4-Bromofluorobenzene (S)	97	%	80-120		1		10/12/15 12:47	460-00-4	
1,2-Dichloroethane-d4 (S)	99	%	80-120		1		10/12/15 12:47	17060-07-0	
Toluene-d8 (S)	101	%	80-120		1		10/12/15 12:47	2037-26-5	
Preservation pH	**1.0**		0.10	0.10	1		10/12/15 12:47		

REPORT OF LABORATORY ANALYSIS

This report shall not be reproduced, except in full,
without the written consent of Pace Analytical Services, Inc..

Pace Analytical Services, Inc.
9608 Loiret Blvd.
Lenexa, KS 66219
(913)599-5665

ANALYTICAL RESULTS

Project: FORT SMITH AR
Pace Project No.: 60204563

Sample: EXTRA TB **Lab ID: 60204563045** Collected: 10/07/15 08:00 Received: 10/08/15 10:45 Matrix: Water

Parameters	Results	Units	Report Limit	MDL	DF	Prepared	Analyzed	CAS No.	Qual
8260 MSV	Analytical Method: EPA 5030B/8260								
Acetone	ND	ug/L	10.0	1.9	1		10/12/15 10:08	67-64-1	
Benzene	ND	ug/L	1.0	0.060	1		10/12/15 10:08	71-43-2	
Bromodichloromethane	ND	ug/L	1.0	0.19	1		10/12/15 10:08	75-27-4	
Bromoform	ND	ug/L	1.0	0.070	1		10/12/15 10:08	75-25-2	
Bromomethane	ND	ug/L	5.0	0.16	1		10/12/15 10:08	74-83-9	
2-Butanone (MEK)	ND	ug/L	10.0	0.59	1		10/12/15 10:08	78-93-3	
Carbon disulfide	ND	ug/L	5.0	0.12	1		10/12/15 10:08	75-15-0	
Carbon tetrachloride	ND	ug/L	1.0	0.18	1		10/12/15 10:08	56-23-5	
Chlorobenzene	ND	ug/L	1.0	0.21	1		10/12/15 10:08	108-90-7	
Chloroethane	ND	ug/L	1.0	0.15	1		10/12/15 10:08	75-00-3	
Chloroform	ND	ug/L	1.0	0.14	1		10/12/15 10:08	67-66-3	
Chloromethane	**0.21J**	ug/L	1.0	0.080	1		10/12/15 10:08	74-87-3	B
Dibromochloromethane	ND	ug/L	1.0	0.21	1		10/12/15 10:08	124-48-1	
1,1-Dichloroethane	ND	ug/L	1.0	0.050	1		10/12/15 10:08	75-34-3	
1,2-Dichloroethane	ND	ug/L	1.0	0.12	1		10/12/15 10:08	107-06-2	
1,1-Dichloroethene	ND	ug/L	1.0	0.20	1		10/12/15 10:08	75-35-4	
cis-1,2-Dichloroethene	ND	ug/L	1.0	0.080	1		10/12/15 10:08	156-59-2	
trans-1,2-Dichloroethene	ND	ug/L	1.0	0.20	1		10/12/15 10:08	156-60-5	
1,2-Dichloropropane	ND	ug/L	1.0	0.16	1		10/12/15 10:08	78-87-5	
cis-1,3-Dichloropropene	ND	ug/L	1.0	0.14	1		10/12/15 10:08	10061-01-5	
trans-1,3-Dichloropropene	ND	ug/L	1.0	0.12	1		10/12/15 10:08	10061-02-6	
Ethylbenzene	ND	ug/L	1.0	0.18	1		10/12/15 10:08	100-41-4	
2-Hexanone	ND	ug/L	10.0	1.2	1		10/12/15 10:08	591-78-6	
Methylene chloride	ND	ug/L	1.0	0.15	1		10/12/15 10:08	75-09-2	
4-Methyl-2-pentanone (MIBK)	ND	ug/L	10.0	0.42	1		10/12/15 10:08	108-10-1	
Styrene	ND	ug/L	1.0	0.12	1		10/12/15 10:08	100-42-5	
1,1,2,2-Tetrachloroethane	ND	ug/L	1.0	0.15	1		10/12/15 10:08	79-34-5	
Tetrachloroethene	ND	ug/L	1.0	0.10	1		10/12/15 10:08	127-18-4	
Toluene	ND	ug/L	1.0	0.17	1		10/12/15 10:08	108-88-3	
1,1,1-Trichloroethane	ND	ug/L	1.0	0.11	1		10/12/15 10:08	71-55-6	
1,1,2-Trichloroethane	ND	ug/L	1.0	0.20	1		10/12/15 10:08	79-00-5	
Trichloroethene	ND	ug/L	1.0	0.17	1		10/12/15 10:08	79-01-6	
Vinyl chloride	ND	ug/L	1.0	0.13	1		10/12/15 10:08	75-01-4	
Xylene (Total)	ND	ug/L	3.0	0.42	1		10/12/15 10:08	1330-20-7	
Surrogates									
4-Bromofluorobenzene (S)	97	%	80-120		1		10/12/15 10:08	460-00-4	
1,2-Dichloroethane-d4 (S)	100	%	80-120		1		10/12/15 10:08	17060-07-0	
Toluene-d8 (S)	101	%	80-120		1		10/12/15 10:08	2037-26-5	
Preservation pH	**1.0**		0.10	0.10	1		10/12/15 10:08		

REPORT OF LABORATORY ANALYSIS

This report shall not be reproduced, except in full,
without the written consent of Pace Analytical Services, Inc..

Pace Analytical Services, Inc.
9608 Loiret Blvd.
Lenexa, KS 66219
(913)599-5665

QUALITY CONTROL DATA

Project: FORT SMITH AR
Pace Project No.: 60204563

QC Batch: GCSV/4450 Analysis Method: EPA 8015 - Alcohol
QC Batch Method: EPA 8015 - Alcohol Analysis Description: Alcohol by Direct Inject GCFID
Associated Lab Samples: 60204563001, 60204563002, 60204563003, 60204563004, 60204563006

METHOD BLANK: 170645 Matrix: Water
Associated Lab Samples:

Parameter	Units	Blank Result	Reporting Limit	MDL	Analyzed	Qualifiers
2-Chloroethanol	ug/L	ND	10000	1980	10/12/15 13:49	

LABORATORY CONTROL SAMPLE: 170646

Parameter	Units	Spike Conc.	LCS Result	LCS % Rec	% Rec Limits	Qualifiers
2-Chloroethanol	ug/L	100000	95200	95	40-140	

MATRIX SPIKE & MATRIX SPIKE DUPLICATE: 170647 170648

Parameter	Units	60204563001 Result	MS Spike Conc.	MSD Spike Conc.	MS Result	MSD Result	MS % Rec	MSD % Rec	% Rec Limits	RPD	Max RPD	Qual
2-Chloroethanol	ug/L	ND	100000	100000	102000	101000	102	101	40-140	0	40	

Results presented on this page are in the units indicated by the "Units" column except where an alternate unit is presented to the right of the result.

REPORT OF LABORATORY ANALYSIS

This report shall not be reproduced, except in full,
without the written consent of Pace Analytical Services, Inc..

Pace Analytical Services, Inc.
9608 Loiret Blvd.
Lenexa, KS 66219
(913)599-5665

QUALITY CONTROL DATA

Project: FORT SMITH AR
Pace Project No.: 60204563

QC Batch: GCSV/4451 Analysis Method: EPA 8015 - Alcohol
QC Batch Method: EPA 8015 - Alcohol Analysis Description: Alcohol by Direct Inject GCFID
Associated Lab Samples: 60204563008, 60204563010, 60204563011, 60204563012, 60204563017, 60204563019, 60204563021, 60204563022, 60204563023, 60204563024, 60204563026, 60204563027, 60204563028, 60204563029, 60204563030, 60204563031, 60204563032, 60204563034, 60204563035, 60204563036

METHOD BLANK: 170677 Matrix: Water
Associated Lab Samples:

Parameter	Units	Blank Result	Reporting Limit	MDL	Analyzed	Qualifiers
2-Chloroethanol	ug/L	4110J	10000	1980	10/12/15 14:01	

LABORATORY CONTROL SAMPLE: 170678

Parameter	Units	Spike Conc.	LCS Result	LCS % Rec	% Rec Limits	Qualifiers
2-Chloroethanol	ug/L	100000	96200	96	40-140	

MATRIX SPIKE & MATRIX SPIKE DUPLICATE: 170679 170680

Parameter	Units	60204563008 Result	MS Spike Conc.	MSD Spike Conc.	MS Result	MSD Result	MS % Rec	MSD % Rec	% Rec Limits	RPD	Max RPD	Qual
2-Chloroethanol	ug/L	ND	100000	100000	98800	100000	99	100	40-140	1	40	

Results presented on this page are in the units indicated by the "Units" column except where an alternate unit is presented to the right of the result.

REPORT OF LABORATORY ANALYSIS

This report shall not be reproduced, except in full,
without the written consent of Pace Analytical Services, Inc..

Pace Analytical Services, Inc.
9608 Loiret Blvd.
Lenexa, KS 66219
(913)599-5665

QUALITY CONTROL DATA

Project: FORT SMITH AR
Pace Project No.: 60204563

QC Batch: GCSV/4452 Analysis Method: EPA 8015 - Alcohol
QC Batch Method: EPA 8015 - Alcohol Analysis Description: Alcohol by Direct Inject GCFID
Associated Lab Samples: 60204563014, 60204563037, 60204563038, 60204563042, 60204563043

METHOD BLANK: 170687 Matrix: Water
Associated Lab Samples:

Parameter	Units	Blank Result	Reporting Limit	MDL	Analyzed	Qualifiers
2-Chloroethanol	ug/L	ND	10000	1980	10/12/15 14:12	

LABORATORY CONTROL SAMPLE: 170688

Parameter	Units	Spike Conc.	LCS Result	LCS % Rec	% Rec Limits	Qualifiers
2-Chloroethanol	ug/L	100000	97400	97	40-140	

MATRIX SPIKE & MATRIX SPIKE DUPLICATE: 170689 170690

Parameter	Units	60204563014 Result	MS Spike Conc.	MSD Spike Conc.	MS Result	MSD Result	MS % Rec	MSD % Rec	% Rec Limits	RPD	Max RPD	Qual
2-Chloroethanol	ug/L	ND	100000	100000	97300	97600	97	98	40-140	0	40	

Results presented on this page are in the units indicated by the "Units" column except where an alternate unit is presented to the right of the result.

REPORT OF LABORATORY ANALYSIS

This report shall not be reproduced, except in full,
without the written consent of Pace Analytical Services, Inc..

Pace Analytical Services, Inc.
9608 Loiret Blvd.
Lenexa, KS 66219
(913)599-5665

QUALITY CONTROL DATA

Project: FORT SMITH AR
Pace Project No.: 60204563

QC Batch: MPRP/33460 Analysis Method: EPA 6010
QC Batch Method: EPA 3010 Analysis Description: 6010 MET
Associated Lab Samples: 60204563001, 60204563002, 60204563003, 60204563004, 60204563006, 60204563010, 60204563011, 60204563012, 60204563017, 60204563019, 60204563021, 60204563022, 60204563023, 60204563024, 60204563026, 60204563027, 60204563028, 60204563029

METHOD BLANK: 1646834 Matrix: Water
Associated Lab Samples: 60204563001, 60204563002, 60204563003, 60204563004, 60204563006, 60204563010, 60204563011, 60204563012, 60204563017, 60204563019, 60204563021, 60204563022, 60204563023, 60204563024, 60204563026, 60204563027, 60204563028, 60204563029

Parameter	Units	Blank Result	Reporting Limit	MDL	Analyzed	Qualifiers
Iron	ug/L	ND	50.0	9.0	10/09/15 16:12	
Manganese	ug/L	ND	5.0	2.4	10/09/15 16:12	

LABORATORY CONTROL SAMPLE: 1646835

Parameter	Units	Spike Conc.	LCS Result	LCS % Rec	% Rec Limits	Qualifiers
Iron	ug/L	10000	9670	97	80-120	
Manganese	ug/L	1000	979	98	80-120	

MATRIX SPIKE & MATRIX SPIKE DUPLICATE: 1646836 1646837

Parameter	Units	60204563001 Result	MS Spike Conc.	MSD Spike Conc.	MS Result	MSD Result	MS % Rec	MSD % Rec	% Rec Limits	RPD	Max RPD	Qual
Iron	ug/L	3420	10000	10000	11700	12800	83	94	75-125	9	20	
Manganese	ug/L	352	1000	1000	1180	1280	82	93	75-125	9	20	

Results presented on this page are in the units indicated by the "Units" column except where an alternate unit is presented to the right of the result.

REPORT OF LABORATORY ANALYSIS

This report shall not be reproduced, except in full,
without the written consent of Pace Analytical Services, Inc..

Pace Analytical Services, Inc.
9608 Loiret Blvd.
Lenexa, KS 66219
(913)599-5665

QUALITY CONTROL DATA

Project: FORT SMITH AR
Pace Project No.: 60204563

QC Batch: MPRP/33461 Analysis Method: EPA 6010
QC Batch Method: EPA 3010 Analysis Description: 6010 MET
Associated Lab Samples: 60204563008, 60204563014, 60204563030, 60204563031, 60204563032, 60204563034, 60204563035, 60204563036, 60204563037, 60204563038, 60204563042, 60204563043

METHOD BLANK: 1646838 Matrix: Water
Associated Lab Samples: 60204563008, 60204563014, 60204563030, 60204563031, 60204563032, 60204563034, 60204563035, 60204563036, 60204563037, 60204563038, 60204563042, 60204563043

Parameter	Units	Blank Result	Reporting Limit	MDL	Analyzed	Qualifiers
Iron	ug/L	ND	50.0	9.0	10/09/15 16:14	
Manganese	ug/L	ND	5.0	2.4	10/09/15 16:14	

LABORATORY CONTROL SAMPLE: 1646839

Parameter	Units	Spike Conc.	LCS Result	LCS % Rec	% Rec Limits	Qualifiers
Iron	ug/L	10000	9820	98	80-120	
Manganese	ug/L	1000	997	100	80-120	

MATRIX SPIKE & MATRIX SPIKE DUPLICATE: 1646840 1646841

Parameter	Units	60204563008 Result	MS Spike Conc.	MSD Spike Conc.	MS Result	MSD Result	MS % Rec	MSD % Rec	% Rec Limits	RPD	Max RPD	Qual
Iron	ug/L	327	10000	10000	9960	9750	96	94	75-125	2	20	
Manganese	ug/L	6.9	1000	1000	955	940	95	93	75-125	2	20	

MATRIX SPIKE & MATRIX SPIKE DUPLICATE: 1646842 1646843

Parameter	Units	60204563014 Result	MS Spike Conc.	MSD Spike Conc.	MS Result	MSD Result	MS % Rec	MSD % Rec	% Rec Limits	RPD	Max RPD	Qual
Iron	ug/L	354	10000	10000	10100	10000	98	96	75-125	1	20	
Manganese	ug/L	53.2	1000	1000	1010	1000	96	95	75-125	1	20	

Results presented on this page are in the units indicated by the "Units" column except where an alternate unit is presented to the right of the result.

REPORT OF LABORATORY ANALYSIS

This report shall not be reproduced, except in full,
without the written consent of Pace Analytical Services, Inc..

Pace Analytical Services, Inc.
9608 Loiret Blvd.
Lenexa, KS 66219
(913)599-5665

QUALITY CONTROL DATA

Project: FORT SMITH AR
Pace Project No.: 60204563

QC Batch: MSV/72158 Analysis Method: EPA 5030B/8260
QC Batch Method: EPA 5030B/8260 Analysis Description: 8260 MSV Water 10 mL Purge
Associated Lab Samples: 60204563001, 60204563002, 60204563003, 60204563004

METHOD BLANK: 1647432 Matrix: Water
Associated Lab Samples: 60204563001, 60204563002, 60204563003, 60204563004

Parameter	Units	Blank Result	Reporting Limit	MDL	Analyzed	Qualifiers
1,1,1-Trichloroethane	ug/L	ND	1.0	0.11	10/09/15 10:02	
1,1,2,2-Tetrachloroethane	ug/L	ND	1.0	0.15	10/09/15 10:02	
1,1,2-Trichloroethane	ug/L	ND	1.0	0.20	10/09/15 10:02	
1,1-Dichloroethane	ug/L	ND	1.0	0.050	10/09/15 10:02	
1,1-Dichloroethene	ug/L	ND	1.0	0.20	10/09/15 10:02	
1,2-Dichloroethane	ug/L	ND	1.0	0.12	10/09/15 10:02	
1,2-Dichloropropane	ug/L	ND	1.0	0.16	10/09/15 10:02	
2-Butanone (MEK)	ug/L	ND	10.0	0.59	10/09/15 10:02	
2-Hexanone	ug/L	ND	10.0	1.2	10/09/15 10:02	
4-Methyl-2-pentanone (MIBK)	ug/L	ND	10.0	0.42	10/09/15 10:02	
Acetone	ug/L	ND	10.0	1.9	10/09/15 10:02	
Benzene	ug/L	ND	1.0	0.060	10/09/15 10:02	
Bromodichloromethane	ug/L	ND	1.0	0.19	10/09/15 10:02	
Bromoform	ug/L	ND	1.0	0.070	10/09/15 10:02	
Bromomethane	ug/L	ND	5.0	0.16	10/09/15 10:02	
Carbon disulfide	ug/L	ND	5.0	0.12	10/09/15 10:02	
Carbon tetrachloride	ug/L	ND	1.0	0.18	10/09/15 10:02	
Chlorobenzene	ug/L	ND	1.0	0.21	10/09/15 10:02	
Chloroethane	ug/L	ND	1.0	0.15	10/09/15 10:02	
Chloroform	ug/L	ND	1.0	0.14	10/09/15 10:02	
Chloromethane	ug/L	ND	1.0	0.080	10/09/15 10:02	
cis-1,2-Dichloroethene	ug/L	ND	1.0	0.080	10/09/15 10:02	
cis-1,3-Dichloropropene	ug/L	ND	1.0	0.14	10/09/15 10:02	
Dibromochloromethane	ug/L	ND	1.0	0.21	10/09/15 10:02	
Ethylbenzene	ug/L	ND	1.0	0.18	10/09/15 10:02	
Methylene chloride	ug/L	ND	1.0	0.15	10/09/15 10:02	
Styrene	ug/L	ND	1.0	0.12	10/09/15 10:02	
Tetrachloroethene	ug/L	ND	1.0	0.10	10/09/15 10:02	
Toluene	ug/L	ND	1.0	0.17	10/09/15 10:02	
trans-1,2-Dichloroethene	ug/L	ND	1.0	0.20	10/09/15 10:02	
trans-1,3-Dichloropropene	ug/L	ND	1.0	0.12	10/09/15 10:02	
Trichloroethene	ug/L	ND	1.0	0.17	10/09/15 10:02	
Vinyl chloride	ug/L	ND	1.0	0.13	10/09/15 10:02	
Xylene (Total)	ug/L	ND	3.0	0.42	10/09/15 10:02	
1,2-Dichloroethane-d4 (S)	%	99	80-120		10/09/15 10:02	
4-Bromofluorobenzene (S)	%	97	80-120		10/09/15 10:02	
Toluene-d8 (S)	%	102	80-120		10/09/15 10:02	

Results presented on this page are in the units indicated by the "Units" column except where an alternate unit is presented to the right of the result.

REPORT OF LABORATORY ANALYSIS

This report shall not be reproduced, except in full,
without the written consent of Pace Analytical Services, Inc..

Pace Analytical Services, Inc.
9608 Loiret Blvd.
Lenexa, KS 66219
(913)599-5665

QUALITY CONTROL DATA

Project: FORT SMITH AR
Pace Project No.: 60204563

LABORATORY CONTROL SAMPLE: 1647433

Parameter	Units	Spike Conc.	LCS Result	LCS % Rec	% Rec Limits	Qualifiers
1,1,1-Trichloroethane	ug/L	20	18.0	90	80-120	
1,1,2,2-Tetrachloroethane	ug/L	20	17.9	90	73-121	
1,1,2-Trichloroethane	ug/L	20	17.5	88	80-120	
1,1-Dichloroethane	ug/L	20	18.3	91	80-120	
1,1-Dichloroethene	ug/L	20	18.0	90	80-120	
1,2-Dichloroethane	ug/L	20	17.9	89	81-120	
1,2-Dichloropropane	ug/L	20	17.9	89	80-120	
2-Butanone (MEK)	ug/L	100	112	112	67-122	
2-Hexanone	ug/L	100	112	112	75-121	
4-Methyl-2-pentanone (MIBK)	ug/L	100	93.5	93	76-120	
Acetone	ug/L	100	120	120	72-120	
Benzene	ug/L	20	19.1	95	80-120	
Bromodichloromethane	ug/L	20	18.2	91	80-120	
Bromoform	ug/L	20	18.3	91	73-138	
Bromomethane	ug/L	20	23.8	119	38-137	
Carbon disulfide	ug/L	20	19.8	99	71-129	
Carbon tetrachloride	ug/L	20	17.5	88	67-146	
Chlorobenzene	ug/L	20	18.8	94	80-120	
Chloroethane	ug/L	20	18.4	92	76-120	
Chloroform	ug/L	20	17.1	85	80-120	
Chloromethane	ug/L	20	16.4	82	34-165	
cis-1,2-Dichloroethene	ug/L	20	17.9	90	80-120	
cis-1,3-Dichloropropene	ug/L	20	18.3	91	80-120	
Dibromochloromethane	ug/L	20	18.9	95	80-126	
Ethylbenzene	ug/L	20	18.9	94	80-120	
Methylene chloride	ug/L	20	18.4	92	80-120	
Styrene	ug/L	20	19.7	99	80-123	
Tetrachloroethene	ug/L	20	18.4	92	80-123	
Toluene	ug/L	20	18.9	95	80-120	
trans-1,2-Dichloroethene	ug/L	20	17.8	89	80-120	
trans-1,3-Dichloropropene	ug/L	20	18.6	93	80-129	
Trichloroethene	ug/L	20	16.8	84	80-120	
Vinyl chloride	ug/L	20	18.8	94	62-125	
Xylene (Total)	ug/L	60	56.4	94	80-120	
1,2-Dichloroethane-d4 (S)	%			96	80-120	
4-Bromofluorobenzene (S)	%			98	80-120	
Toluene-d8 (S)	%			101	80-120	

MATRIX SPIKE & MATRIX SPIKE DUPLICATE: 1647434 1647435

Parameter	Units	60204563001 Result	MS Spike Conc.	MSD Spike Conc.	MS Result	MSD Result	MS % Rec	MSD % Rec	% Rec Limits	RPD	Max RPD	Qual
1,1,1-Trichloroethane	ug/L	ND	20	20	18.8	18.3	94	92	88-124	2	9	
1,1,2,2-Tetrachloroethane	ug/L	ND	20	20	18.0	17.1	90	85	78-116	5	13	
1,1,2-Trichloroethane	ug/L	ND	20	20	17.3	16.8	86	84	84-112	3	10	

Results presented on this page are in the units indicated by the "Units" column except where an alternate unit is presented to the right of the result.

REPORT OF LABORATORY ANALYSIS

This report shall not be reproduced, except in full,
without the written consent of Pace Analytical Services, Inc..

Pace Analytical Services, Inc.
9608 Loiret Blvd.
Lenexa, KS 66219
(913)599-5665

QUALITY CONTROL DATA

Project: FORT SMITH AR
Pace Project No.: 60204563

MATRIX SPIKE & MATRIX SPIKE DUPLICATE: 1647434 1647435

Parameter	Units	60204563001 Result	MS Spike Conc.	MSD Spike Conc.	MS Result	MSD Result	MS % Rec	MSD % Rec	% Rec Limits	RPD	Max RPD	Qual
1,1-Dichloroethane	ug/L	ND	20	20	18.9	18.4	95	92	82-121	3	9	
1,1-Dichloroethene	ug/L	ND	20	20	18.5	18.7	93	93	78-124	1	12	
1,2-Dichloroethane	ug/L	ND	20	20	17.4	16.9	87	85	79-121	3	12	
1,2-Dichloropropane	ug/L	ND	20	20	18.1	17.5	91	88	82-119	4	10	
2-Butanone (MEK)	ug/L	ND	100	100	72.2	70.3	72	70	66-114	3	13	
2-Hexanone	ug/L	ND	100	100	86.2	78.8	86	79	71-116	9	13	
4-Methyl-2-pentanone (MIBK)	ug/L	ND	100	100	94.2	87.2	94	87	72-122	8	12	
Acetone	ug/L	ND	100	100	53.1	51.4	52	50	65-113	3	27	M1
Benzene	ug/L	ND	20	20	19.6	18.7	98	93	46-155	5	13	
Bromodichloromethane	ug/L	ND	20	20	17.8	16.9	89	85	77-127	5	10	
Bromoform	ug/L	ND	20	20	17.5	17.0	88	85	70-125	3	11	
Bromomethane	ug/L	ND	20	20	17.5	17.4	87	87	41-140	1	30	
Carbon disulfide	ug/L	ND	20	20	21.5	21.2	107	106	68-140	1	10	
Carbon tetrachloride	ug/L	ND	20	20	18.7	17.8	93	89	68-147	5	11	
Chlorobenzene	ug/L	ND	20	20	18.4	18.1	92	91	83-121	1	9	
Chloroethane	ug/L	ND	20	20	26.8	22.7	134	113	69-126	17	19	M1
Chloroform	ug/L	ND	20	20	17.3	16.9	86	85	86-119	2	9	M1
Chloromethane	ug/L	ND	20	20	13.1	13.5	66	67	23-168	3	49	
cis-1,2-Dichloroethene	ug/L	ND	20	20	18.5	18.1	92	90	85-117	2	10	
cis-1,3-Dichloropropene	ug/L	ND	20	20	17.7	17.6	89	88	74-115	0	12	
Dibromochloromethane	ug/L	ND	20	20	18.2	17.9	91	89	65-134	2	11	
Ethylbenzene	ug/L	ND	20	20	24.4	19.1	122	95	51-148	25	14	R1
Methylene chloride	ug/L	ND	20	20	17.7	17.7	88	89	75-118	0	11	
Styrene	ug/L	ND	20	20	19.8	19.2	99	96	17-174	3	10	
Tetrachloroethene	ug/L	ND	20	20	19.0	19.1	95	96	78-127	1	9	
Toluene	ug/L	ND	20	20	19.4	19.1	97	96	47-149	1	16	
trans-1,2-Dichloroethene	ug/L	ND	20	20	18.2	17.8	91	89	84-119	2	12	
trans-1,3-Dichloropropene	ug/L	ND	20	20	18.1	18.0	91	90	71-120	1	10	
Trichloroethene	ug/L	ND	20	20	17.3	16.7	86	83	70-135	4	10	
Vinyl chloride	ug/L	ND	20	20	18.5	18.5	93	92	58-130	0	11	
Xylene (Total)	ug/L	ND	60	60	104	58.8	173	98	39-158	55	15	MS,RS
1,2-Dichloroethane-d4 (S)	%						98	97	80-120			
4-Bromofluorobenzene (S)	%						96	98	80-120			
Toluene-d8 (S)	%						102	103	80-120			
Preservation pH		1.0			1.0	1.0				0		

Results presented on this page are in the units indicated by the "Units" column except where an alternate unit is presented to the right of the result.

REPORT OF LABORATORY ANALYSIS

This report shall not be reproduced, except in full,
without the written consent of Pace Analytical Services, Inc..

Pace Analytical Services, Inc.
9608 Loiret Blvd.
Lenexa, KS 66219
(913)599-5665

QUALITY CONTROL DATA

Project: FORT SMITH AR
Pace Project No.: 60204563

QC Batch: MSV/72160 Analysis Method: EPA 5030B/8260
QC Batch Method: EPA 5030B/8260 Analysis Description: 8260 MSV Water 10 mL Purge
Associated Lab Samples: 60204563005, 60204563006, 60204563007, 60204563008, 60204563009, 60204563010, 60204563011, 60204563012, 60204563013, 60204563014, 60204563015, 60204563016, 60204563017, 60204563018, 60204563019, 60204563020, 60204563022, 60204563023, 60204563024, 60204563025

METHOD BLANK: 1647539 Matrix: Water
Associated Lab Samples: 60204563005, 60204563006, 60204563007, 60204563008, 60204563009, 60204563010, 60204563011, 60204563012, 60204563013, 60204563014, 60204563015, 60204563016, 60204563017, 60204563018, 60204563019, 60204563020, 60204563022, 60204563023, 60204563024, 60204563025

Parameter	Units	Blank Result	Reporting Limit	MDL	Analyzed	Qualifiers
1,1,1-Trichloroethane	ug/L	ND	1.0	0.11	10/09/15 21:05	
1,1,2,2-Tetrachloroethane	ug/L	ND	1.0	0.15	10/09/15 21:05	
1,1,2-Trichloroethane	ug/L	ND	1.0	0.20	10/09/15 21:05	
1,1-Dichloroethane	ug/L	ND	1.0	0.050	10/09/15 21:05	
1,1-Dichloroethene	ug/L	ND	1.0	0.20	10/09/15 21:05	
1,2-Dichloroethane	ug/L	ND	1.0	0.12	10/09/15 21:05	
1,2-Dichloropropane	ug/L	ND	1.0	0.16	10/09/15 21:05	
2-Butanone (MEK)	ug/L	ND	10.0	0.59	10/09/15 21:05	
2-Hexanone	ug/L	ND	10.0	1.2	10/09/15 21:05	
4-Methyl-2-pentanone (MIBK)	ug/L	ND	10.0	0.42	10/09/15 21:05	
Acetone	ug/L	ND	10.0	1.9	10/09/15 21:05	
Benzene	ug/L	ND	1.0	0.060	10/09/15 21:05	
Bromodichloromethane	ug/L	ND	1.0	0.19	10/09/15 21:05	
Bromoform	ug/L	ND	1.0	0.070	10/09/15 21:05	
Bromomethane	ug/L	ND	5.0	0.16	10/09/15 21:05	
Carbon disulfide	ug/L	ND	5.0	0.12	10/09/15 21:05	
Carbon tetrachloride	ug/L	ND	1.0	0.18	10/09/15 21:05	
Chlorobenzene	ug/L	ND	1.0	0.21	10/09/15 21:05	
Chloroethane	ug/L	ND	1.0	0.15	10/09/15 21:05	
Chloroform	ug/L	ND	1.0	0.14	10/09/15 21:05	
Chloromethane	ug/L	ND	1.0	0.080	10/09/15 21:05	
cis-1,2-Dichloroethene	ug/L	ND	1.0	0.080	10/09/15 21:05	
cis-1,3-Dichloropropene	ug/L	ND	1.0	0.14	10/09/15 21:05	
Dibromochloromethane	ug/L	ND	1.0	0.21	10/09/15 21:05	
Ethylbenzene	ug/L	ND	1.0	0.18	10/09/15 21:05	
Methylene chloride	ug/L	ND	1.0	0.15	10/09/15 21:05	
Styrene	ug/L	ND	1.0	0.12	10/09/15 21:05	
Tetrachloroethene	ug/L	ND	1.0	0.10	10/09/15 21:05	
Toluene	ug/L	ND	1.0	0.17	10/09/15 21:05	
trans-1,2-Dichloroethene	ug/L	ND	1.0	0.20	10/09/15 21:05	
trans-1,3-Dichloropropene	ug/L	ND	1.0	0.12	10/09/15 21:05	
Trichloroethene	ug/L	ND	1.0	0.17	10/09/15 21:05	
Vinyl chloride	ug/L	ND	1.0	0.13	10/09/15 21:05	
Xylene (Total)	ug/L	ND	3.0	0.42	10/09/15 21:05	
1,2-Dichloroethane-d4 (S)	%	94	80-120		10/09/15 21:05	
4-Bromofluorobenzene (S)	%	97	80-120		10/09/15 21:05	
Toluene-d8 (S)	%	103	80-120		10/09/15 21:05	

Results presented on this page are in the units indicated by the "Units" column except where an alternate unit is presented to the right of the result.

REPORT OF LABORATORY ANALYSIS

This report shall not be reproduced, except in full,
without the written consent of Pace Analytical Services, Inc..

Pace Analytical Services, Inc.
9608 Loiret Blvd.
Lenexa, KS 66219
(913)599-5665

QUALITY CONTROL DATA

Project: FORT SMITH AR
Pace Project No.: 60204563

LABORATORY CONTROL SAMPLE: 1647540

Parameter	Units	Spike Conc.	LCS Result	LCS % Rec	% Rec Limits	Qualifiers
1,1,1-Trichloroethane	ug/L	20	17.2	86	80-120	
1,1,2,2-Tetrachloroethane	ug/L	20	16.5	83	73-121	
1,1,2-Trichloroethane	ug/L	20	16.9	84	80-120	
1,1-Dichloroethane	ug/L	20	17.9	89	80-120	
1,1-Dichloroethene	ug/L	20	17.9	90	80-120	
1,2-Dichloroethane	ug/L	20	17.3	86	81-120	
1,2-Dichloropropane	ug/L	20	17.2	86	80-120	
2-Butanone (MEK)	ug/L	100	107	107	67-122	
2-Hexanone	ug/L	100	106	106	75-121	
4-Methyl-2-pentanone (MIBK)	ug/L	100	90.2	90	76-120	
Acetone	ug/L	100	115	115	72-120	
Benzene	ug/L	20	18.6	93	80-120	
Bromodichloromethane	ug/L	20	17.5	88	80-120	
Bromoform	ug/L	20	17.2	86	73-138	
Bromomethane	ug/L	20	20.7	104	38-137	
Carbon disulfide	ug/L	20	19.2	96	71-129	
Carbon tetrachloride	ug/L	20	16.9	85	67-146	
Chlorobenzene	ug/L	20	17.9	90	80-120	
Chloroethane	ug/L	20	19.0	95	76-120	
Chloroform	ug/L	20	16.4	82	80-120	
Chloromethane	ug/L	20	14.4	72	34-165	
cis-1,2-Dichloroethene	ug/L	20	17.3	86	80-120	
cis-1,3-Dichloropropene	ug/L	20	16.9	84	80-120	
Dibromochloromethane	ug/L	20	18.2	91	80-126	
Ethylbenzene	ug/L	20	18.2	91	80-120	
Methylene chloride	ug/L	20	18.6	93	80-120	
Styrene	ug/L	20	18.9	94	80-123	
Tetrachloroethene	ug/L	20	18.1	90	80-123	
Toluene	ug/L	20	18.1	91	80-120	
trans-1,2-Dichloroethene	ug/L	20	17.2	86	80-120	
trans-1,3-Dichloropropene	ug/L	20	18.0	90	80-129	
Trichloroethene	ug/L	20	16.9	85	80-120	
Vinyl chloride	ug/L	20	18.5	92	62-125	
Xylene (Total)	ug/L	60	54.1	90	80-120	
1,2-Dichloroethane-d4 (S)	%			98	80-120	
4-Bromofluorobenzene (S)	%			98	80-120	
Toluene-d8 (S)	%			101	80-120	

MATRIX SPIKE & MATRIX SPIKE DUPLICATE: 1647541 1647542

Parameter	Units	60204563008 Result	MS Spike Conc.	MSD Spike Conc.	MS Result	MSD Result	MS % Rec	MSD % Rec	% Rec Limits	RPD	Max RPD	Qual
1,1,1-Trichloroethane	ug/L	ND	20	20	18.0	19.3	90	97	88-124	7	9	
1,1,2,2-Tetrachloroethane	ug/L	ND	20	20	16.4	18.2	82	91	78-116	10	13	
1,1,2-Trichloroethane	ug/L	ND	20	20	16.9	17.9	85	89	84-112	6	10	

Results presented on this page are in the units indicated by the "Units" column except where an alternate unit is presented to the right of the result.

REPORT OF LABORATORY ANALYSIS

This report shall not be reproduced, except in full,
without the written consent of Pace Analytical Services, Inc..

Pace Analytical Services, Inc.
9608 Loiret Blvd.
Lenexa, KS 66219
(913)599-5665

QUALITY CONTROL DATA

Project: FORT SMITH AR
Pace Project No.: 60204563

MATRIX SPIKE & MATRIX SPIKE DUPLICATE: 1647541 1647542

Parameter	Units	60204563008 Result	MS Spike Conc.	MSD Spike Conc.	MS Result	MSD Result	MS % Rec	MSD % Rec	% Rec Limits	RPD	Max RPD	Qual
1,1-Dichloroethane	ug/L	ND	20	20	18.6	19.6	93	98	82-121	5	9	
1,1-Dichloroethene	ug/L	ND	20	20	19.1	19.9	96	99	78-124	4	12	
1,2-Dichloroethane	ug/L	ND	20	20	17.0	17.6	85	88	79-121	4	12	
1,2-Dichloropropane	ug/L	ND	20	20	17.2	18.2	86	91	82-119	6	10	
2-Butanone (MEK)	ug/L	ND	100	100	66.1	72.9	66	73	66-114	10	13	
2-Hexanone	ug/L	ND	100	100	72.9	81.0	73	81	71-116	11	13	
4-Methyl-2-pentanone (MIBK)	ug/L	ND	100	100	80.0	87.9	80	88	72-122	9	12	
Acetone	ug/L	ND	100	100	48.6	55.0	47	54	65-113	12	27	M1
Benzene	ug/L	ND	20	20	18.7	20.1	94	101	46-155	7	13	
Bromodichloromethane	ug/L	ND	20	20	17.5	18.0	87	90	77-127	3	10	
Bromoform	ug/L	ND	20	20	16.8	18.0	84	90	70-125	7	11	
Bromomethane	ug/L	ND	20	20	16.9	23.3	85	116	41-140	32	30	R1
Carbon disulfide	ug/L	ND	20	20	20.8	21.7	104	109	68-140	4	10	
Carbon tetrachloride	ug/L	ND	20	20	18.2	19.5	91	97	68-147	7	11	
Chlorobenzene	ug/L	ND	20	20	18.6	19.3	93	96	83-121	4	9	
Chloroethane	ug/L	ND	20	20	19.1	21.0	95	105	69-126	10	19	
Chloroform	ug/L	ND	20	20	16.7	17.4	83	87	86-119	4	9	M1
Chloromethane	ug/L	0.10J	20	20	16.2	21.3	80	106	23-168	27	49	
cis-1,2-Dichloroethene	ug/L	ND	20	20	17.3	18.7	86	93	85-117	8	10	
cis-1,3-Dichloropropene	ug/L	ND	20	20	16.7	17.2	83	86	74-115	3	12	
Dibromochloromethane	ug/L	ND	20	20	17.6	18.4	88	92	65-134	4	11	
Ethylbenzene	ug/L	ND	20	20	18.9	20.0	94	100	51-148	6	14	
Methylene chloride	ug/L	ND	20	20	18.1	19.1	91	95	75-118	5	11	
Styrene	ug/L	ND	20	20	12.4	13.8	62	69	17-174	11	10	R1
Tetrachloroethene	ug/L	ND	20	20	18.9	19.5	95	97	78-127	3	9	
Toluene	ug/L	ND	20	20	19.1	19.9	96	99	47-149	4	16	
trans-1,2-Dichloroethene	ug/L	ND	20	20	18.1	18.8	90	94	84-119	4	12	
trans-1,3-Dichloropropene	ug/L	ND	20	20	17.1	18.0	86	90	71-120	5	10	
Trichloroethene	ug/L	ND	20	20	16.9	17.6	84	88	70-135	4	10	
Vinyl chloride	ug/L	ND	20	20	19.6	20.9	98	105	58-130	7	11	
Xylene (Total)	ug/L	ND	60	60	55.4	57.5	92	96	39-158	4	15	
1,2-Dichloroethane-d4 (S)	%						96	96	80-120			
4-Bromofluorobenzene (S)	%						99	97	80-120			
Toluene-d8 (S)	%						104	101	80-120			
Preservation pH		1.0			1.0	1.0				0		

MATRIX SPIKE & MATRIX SPIKE DUPLICATE: 1647543 1647544

Parameter	Units	60204563014 Result	MS Spike Conc.	MSD Spike Conc.	MS Result	MSD Result	MS % Rec	MSD % Rec	% Rec Limits	RPD	Max RPD	Qual
1,1,1-Trichloroethane	ug/L	ND	20	20	19.0	18.2	95	91	88-124	5	9	
1,1,2,2-Tetrachloroethane	ug/L	ND	20	20	17.2	16.4	86	82	78-116	5	13	
1,1,2-Trichloroethane	ug/L	ND	20	20	18.4	16.1	92	80	84-112	13	10	M1,R1

Results presented on this page are in the units indicated by the "Units" column except where an alternate unit is presented to the right of the result.

REPORT OF LABORATORY ANALYSIS

This report shall not be reproduced, except in full,
without the written consent of Pace Analytical Services, Inc..

Pace Analytical Services, Inc.
9608 Loiret Blvd.
Lenexa, KS 66219
(913)599-5665

QUALITY CONTROL DATA

Project: FORT SMITH AR
Pace Project No.: 60204563

MATRIX SPIKE & MATRIX SPIKE DUPLICATE: 1647543 1647544

Parameter	Units	60204563014 Result	MS Spike Conc.	MSD Spike Conc.	MS Result	MSD Result	MS % Rec	MSD % Rec	% Rec Limits	RPD	Max RPD	Qual
1,1-Dichloroethane	ug/L	ND	20	20	18.9	18.3	95	92	82-121	3	9	
1,1-Dichloroethene	ug/L	ND	20	20	19.8	18.6	99	93	78-124	6	12	
1,2-Dichloroethane	ug/L	ND	20	20	17.4	16.5	87	83	79-121	5	12	
1,2-Dichloropropane	ug/L	ND	20	20	17.9	17.1	89	85	82-119	5	10	
2-Butanone (MEK)	ug/L	ND	100	100	74.2	67.0	74	67	66-114	10	13	
2-Hexanone	ug/L	ND	100	100	80.6	73.4	81	73	71-116	9	13	
4-Methyl-2-pentanone (MIBK)	ug/L	ND	100	100	88.0	79.9	88	80	72-122	10	12	
Acetone	ug/L	ND	100	100	56.0	46.4	56	46	65-113	19	27	M1
Benzene	ug/L	ND	20	20	19.6	18.9	98	94	46-155	4	13	
Bromodichloromethane	ug/L	ND	20	20	18.0	16.7	90	84	77-127	7	10	
Bromoform	ug/L	ND	20	20	17.8	16.6	89	83	70-125	7	11	
Bromomethane	ug/L	ND	20	20	23.3	20.8	116	104	41-140	11	30	
Carbon disulfide	ug/L	ND	20	20	21.4	20.7	107	104	68-140	3	10	
Carbon tetrachloride	ug/L	ND	20	20	19.1	18.0	95	90	68-147	6	11	
Chlorobenzene	ug/L	ND	20	20	18.8	18.2	94	91	83-121	3	9	
Chloroethane	ug/L	ND	20	20	19.8	19.0	99	95	69-126	4	19	
Chloroform	ug/L	ND	20	20	17.5	16.7	88	83	86-119	5	9	M1
Chloromethane	ug/L	0.11J	20	20	19.7	12.9	98	64	23-168	41	49	
cis-1,2-Dichloroethene	ug/L	ND	20	20	18.5	17.7	92	88	85-117	4	10	
cis-1,3-Dichloropropene	ug/L	ND	20	20	17.2	16.2	86	81	74-115	6	12	
Dibromochloromethane	ug/L	ND	20	20	18.5	17.9	93	90	65-134	3	11	
Ethylbenzene	ug/L	ND	20	20	19.6	19.0	98	95	51-148	3	14	
Methylene chloride	ug/L	ND	20	20	19.0	17.8	95	89	75-118	7	11	
Styrene	ug/L	ND	20	20	19.6	18.8	98	94	17-174	4	10	
Tetrachloroethene	ug/L	ND	20	20	19.7	19.2	99	96	78-127	2	9	
Toluene	ug/L	ND	20	20	19.2	18.4	96	92	47-149	4	16	
trans-1,2-Dichloroethene	ug/L	ND	20	20	18.1	17.8	90	89	84-119	2	12	
trans-1,3-Dichloropropene	ug/L	ND	20	20	17.8	17.5	89	87	71-120	2	10	
Trichloroethene	ug/L	ND	20	20	17.8	16.7	89	84	70-135	6	10	
Vinyl chloride	ug/L	ND	20	20	21.0	19.9	105	99	58-130	5	11	
Xylene (Total)	ug/L	ND	60	60	58.2	55.6	97	93	39-158	5	15	
1,2-Dichloroethane-d4 (S)	%						98	96	80-120			
4-Bromofluorobenzene (S)	%						98	99	80-120			
Toluene-d8 (S)	%						102	103	80-120			
Preservation pH		1.0			1.0	1.0				0		

MATRIX SPIKE & MATRIX SPIKE DUPLICATE: 1653004 1653005

Parameter	Units	60204563019 Result	MS Spike Conc.	MSD Spike Conc.	MS Result	MSD Result	MS % Rec	MSD % Rec	% Rec Limits	RPD	Max RPD	Qual
1,1,1-Trichloroethane	ug/L	ND	20	20	21.8	20.9	109	105	88-124	4	9	
1,1,2,2-Tetrachloroethane	ug/L	ND	20	20	18.3	17.8	91	89	78-116	3	13	
1,1,2-Trichloroethane	ug/L	ND	20	20	18.1	18.2	90	91	84-112	0	10	

Results presented on this page are in the units indicated by the "Units" column except where an alternate unit is presented to the right of the result.

REPORT OF LABORATORY ANALYSIS

This report shall not be reproduced, except in full,
without the written consent of Pace Analytical Services, Inc..

Pace Analytical Services, Inc.
9608 Loiret Blvd.
Lenexa, KS 66219
(913)599-5665

QUALITY CONTROL DATA

Project: FORT SMITH AR
Pace Project No.: 60204563

MATRIX SPIKE & MATRIX SPIKE DUPLICATE: 1653004 1653005

Parameter	Units	60204563019 Result	MS Spike Conc.	MSD Spike Conc.	MS Result	MSD Result	MS % Rec	MSD % Rec	% Rec Limits	RPD	Max RPD	Qual
1,1-Dichloroethane	ug/L	4.3	20	20	24.8	24.3	102	100	82-121	2	9	
1,1-Dichloroethene	ug/L	0.53J	20	20	19.8	19.6	97	95	78-124	1	12	
1,2-Dichloroethane	ug/L	ND	20	20	19.8	19.2	99	96	79-121	3	12	
1,2-Dichloropropane	ug/L	ND	20	20	19.0	18.3	95	91	82-119	4	10	
2-Butanone (MEK)	ug/L	ND	100	100	62.9	61.8	63	62	66-114	2	13	M1
2-Hexanone	ug/L	ND	100	100	67.6	67.5	68	68	71-116	0	13	M1
4-Methyl-2-pentanone (MIBK)	ug/L	ND	100	100	87.1	88.5	87	89	72-122	2	12	
Acetone	ug/L	ND	100	100	42.1	42.5	42	42	65-113	1	27	M1
Benzene	ug/L	ND	20	20	20.6	19.9	103	99	46-155	4	13	
Bromodichloromethane	ug/L	ND	20	20	20.1	20.0	101	100	77-127	1	10	
Bromoform	ug/L	ND	20	20	21.3	21.0	106	105	70-125	1	11	
Bromomethane	ug/L	ND	20	20	20.5	21.1	103	105	41-140	3	30	
Carbon disulfide	ug/L	ND	20	20	22.2	22.3	111	112	68-140	1	10	
Carbon tetrachloride	ug/L	ND	20	20	21.7	21.2	108	106	68-147	2	11	
Chlorobenzene	ug/L	ND	20	20	19.5	19.5	98	97	83-121	0	9	
Chloroethane	ug/L	ND	20	20	20.9	18.8	104	94	69-126	11	19	
Chloroform	ug/L	ND	20	20	19.7	19.4	99	97	86-119	2	9	
Chloromethane	ug/L	ND	20	20	23.3	19.4	116	97	23-168	18	49	
cis-1,2-Dichloroethene	ug/L	5.5	20	20	26.1	25.6	103	100	85-117	2	10	
cis-1,3-Dichloropropene	ug/L	ND	20	20	19.7	19.6	99	98	74-115	1	12	
Dibromochloromethane	ug/L	ND	20	20	20.4	21.6	102	108	65-134	6	11	
Ethylbenzene	ug/L	ND	20	20	20.8	20.6	104	103	51-148	1	14	
Methylene chloride	ug/L	ND	20	20	20.1	19.5	101	97	75-118	3	11	
Styrene	ug/L	ND	20	20	0.64J	0.59J	3	3	17-174		10	M1
Tetrachloroethene	ug/L	ND	20	20	21.5	21.0	107	105	78-127	3	9	
Toluene	ug/L	ND	20	20	20.4	20.6	102	103	47-149	1	16	
trans-1,2-Dichloroethene	ug/L	ND	20	20	20.6	19.6	103	98	84-119	5	12	
trans-1,3-Dichloropropene	ug/L	ND	20	20	19.9	20.5	100	102	71-120	3	10	
Trichloroethene	ug/L	3.1	20	20	23.6	22.9	102	99	70-135	3	10	
Vinyl chloride	ug/L	0.21J	20	20	21.1	20.1	105	99	58-130	5	11	
Xylene (Total)	ug/L	ND	60	60	64.1	64.0	107	107	39-158	0	15	
1,2-Dichloroethane-d4 (S)	%						104	104	80-120			
4-Bromofluorobenzene (S)	%						97	94	80-120			
Toluene-d8 (S)	%						100	102	80-120			
Preservation pH		1.0			1.0	1.0				0		

Results presented on this page are in the units indicated by the "Units" column except where an alternate unit is presented to the right of the result.

REPORT OF LABORATORY ANALYSIS

This report shall not be reproduced, except in full,
without the written consent of Pace Analytical Services, Inc..

Pace Analytical Services, Inc.
9608 Loiret Blvd.
Lenexa, KS 66219
(913)599-5665

QUALITY CONTROL DATA

Project: FORT SMITH AR
Pace Project No.: 60204563

QC Batch: MSV/72165 Analysis Method: EPA 5030B/8260
QC Batch Method: EPA 5030B/8260 Analysis Description: 8260 MSV Water 10 mL Purge
Associated Lab Samples: 60204563026, 60204563027, 60204563028, 60204563029, 60204563030, 60204563032, 60204563033

METHOD BLANK: 1647730 Matrix: Water
Associated Lab Samples: 60204563026, 60204563027, 60204563028, 60204563029, 60204563030, 60204563032, 60204563033

Parameter	Units	Blank Result	Reporting Limit	MDL	Analyzed	Qualifiers
1,1,1-Trichloroethane	ug/L	ND	1.0	0.11	10/10/15 04:32	
1,1,2,2-Tetrachloroethane	ug/L	ND	1.0	0.15	10/10/15 04:32	
1,1,2-Trichloroethane	ug/L	ND	1.0	0.20	10/10/15 04:32	
1,1-Dichloroethane	ug/L	ND	1.0	0.050	10/10/15 04:32	
1,1-Dichloroethene	ug/L	ND	1.0	0.20	10/10/15 04:32	
1,2-Dichloroethane	ug/L	ND	1.0	0.12	10/10/15 04:32	
1,2-Dichloropropane	ug/L	ND	1.0	0.16	10/10/15 04:32	
2-Butanone (MEK)	ug/L	ND	10.0	0.59	10/10/15 04:32	
2-Hexanone	ug/L	ND	10.0	1.2	10/10/15 04:32	
4-Methyl-2-pentanone (MIBK)	ug/L	ND	10.0	0.42	10/10/15 04:32	
Acetone	ug/L	ND	10.0	1.9	10/10/15 04:32	
Benzene	ug/L	ND	1.0	0.060	10/10/15 04:32	
Bromodichloromethane	ug/L	ND	1.0	0.19	10/10/15 04:32	
Bromoform	ug/L	ND	1.0	0.070	10/10/15 04:32	
Bromomethane	ug/L	ND	5.0	0.16	10/10/15 04:32	
Carbon disulfide	ug/L	ND	5.0	0.12	10/10/15 04:32	
Carbon tetrachloride	ug/L	ND	1.0	0.18	10/10/15 04:32	
Chlorobenzene	ug/L	ND	1.0	0.21	10/10/15 04:32	
Chloroethane	ug/L	ND	1.0	0.15	10/10/15 04:32	
Chloroform	ug/L	ND	1.0	0.14	10/10/15 04:32	
Chloromethane	ug/L	ND	1.0	0.080	10/10/15 04:32	
cis-1,2-Dichloroethene	ug/L	ND	1.0	0.080	10/10/15 04:32	
cis-1,3-Dichloropropene	ug/L	ND	1.0	0.14	10/10/15 04:32	
Dibromochloromethane	ug/L	ND	1.0	0.21	10/10/15 04:32	
Ethylbenzene	ug/L	ND	1.0	0.18	10/10/15 04:32	
Methylene chloride	ug/L	ND	1.0	0.15	10/10/15 04:32	
Styrene	ug/L	ND	1.0	0.12	10/10/15 04:32	
Tetrachloroethene	ug/L	ND	1.0	0.10	10/10/15 04:32	
Toluene	ug/L	ND	1.0	0.17	10/10/15 04:32	
trans-1,2-Dichloroethene	ug/L	ND	1.0	0.20	10/10/15 04:32	
trans-1,3-Dichloropropene	ug/L	ND	1.0	0.12	10/10/15 04:32	
Trichloroethene	ug/L	ND	1.0	0.17	10/10/15 04:32	
Vinyl chloride	ug/L	ND	1.0	0.13	10/10/15 04:32	
Xylene (Total)	ug/L	ND	3.0	0.42	10/10/15 04:32	
1,2-Dichloroethane-d4 (S)	%	96	80-120		10/10/15 04:32	
4-Bromofluorobenzene (S)	%	97	80-120		10/10/15 04:32	
Toluene-d8 (S)	%	101	80-120		10/10/15 04:32	

Results presented on this page are in the units indicated by the "Units" column except where an alternate unit is presented to the right of the result.

REPORT OF LABORATORY ANALYSIS

This report shall not be reproduced, except in full,
without the written consent of Pace Analytical Services, Inc..

Pace Analytical Services, Inc.
9608 Loiret Blvd.
Lenexa, KS 66219
(913)599-5665

QUALITY CONTROL DATA

Project: FORT SMITH AR
Pace Project No.: 60204563

LABORATORY CONTROL SAMPLE: 1647731

Parameter	Units	Spike Conc.	LCS Result	LCS % Rec	% Rec Limits	Qualifiers
1,1,1-Trichloroethane	ug/L	20	17.9	89	80-120	
1,1,2,2-Tetrachloroethane	ug/L	20	15.0	75	73-121	
1,1,2-Trichloroethane	ug/L	20	17.9	89	80-120	
1,1-Dichloroethane	ug/L	20	19.0	95	80-120	
1,1-Dichloroethene	ug/L	20	18.6	93	80-120	
1,2-Dichloroethane	ug/L	20	17.3	86	81-120	
1,2-Dichloropropane	ug/L	20	18.1	90	80-120	
2-Butanone (MEK)	ug/L	100	98.4	98	67-122	
2-Hexanone	ug/L	100	96.5	97	75-121	
4-Methyl-2-pentanone (MIBK)	ug/L	100	92.3	92	76-120	
Acetone	ug/L	100	98.7	99	72-120	
Benzene	ug/L	20	19.4	97	80-120	
Bromodichloromethane	ug/L	20	18.0	90	80-120	
Bromoform	ug/L	20	18.4	92	73-138	
Bromomethane	ug/L	20	22.3	111	38-137	
Carbon disulfide	ug/L	20	19.9	100	71-129	
Carbon tetrachloride	ug/L	20	17.8	89	67-146	
Chlorobenzene	ug/L	20	18.4	92	80-120	
Chloroethane	ug/L	20	18.8	94	76-120	
Chloroform	ug/L	20	17.1	86	80-120	
Chloromethane	ug/L	20	17.3	87	34-165	
cis-1,2-Dichloroethene	ug/L	20	17.6	88	80-120	
cis-1,3-Dichloropropene	ug/L	20	17.3	86	80-120	
Dibromochloromethane	ug/L	20	18.1	91	80-126	
Ethylbenzene	ug/L	20	18.6	93	80-120	
Methylene chloride	ug/L	20	19.8	99	80-120	
Styrene	ug/L	20	19.6	98	80-123	
Tetrachloroethene	ug/L	20	18.7	94	80-123	
Toluene	ug/L	20	18.8	94	80-120	
trans-1,2-Dichloroethene	ug/L	20	17.7	89	80-120	
trans-1,3-Dichloropropene	ug/L	20	18.0	90	80-129	
Trichloroethene	ug/L	20	18.9	95	80-120	
Vinyl chloride	ug/L	20	19.1	96	62-125	
Xylene (Total)	ug/L	60	56.8	95	80-120	
1,2-Dichloroethane-d4 (S)	%			97	80-120	
4-Bromofluorobenzene (S)	%			97	80-120	
Toluene-d8 (S)	%			101	80-120	

Results presented on this page are in the units indicated by the "Units" column except where an alternate unit is presented to the right of the result.

REPORT OF LABORATORY ANALYSIS

This report shall not be reproduced, except in full,
without the written consent of Pace Analytical Services, Inc..

Pace Analytical Services, Inc.
9608 Loiret Blvd.
Lenexa, KS 66219
(913)599-5665

QUALITY CONTROL DATA

Project: FORT SMITH AR
Pace Project No.: 60204563

QC Batch: MSV/72181 Analysis Method: EPA 5030B/8260
QC Batch Method: EPA 5030B/8260 Analysis Description: 8260 MSV Water 10 mL Purge
Associated Lab Samples: 60204563013, 60204563034, 60204563036, 60204563037, 60204563038, 60204563039, 60204563040, 60204563041, 60204563043, 60204563044, 60204563045

METHOD BLANK: 1648794 Matrix: Water
Associated Lab Samples: 60204563013, 60204563034, 60204563036, 60204563037, 60204563038, 60204563039, 60204563040, 60204563041, 60204563043, 60204563044, 60204563045

Parameter	Units	Blank Result	Reporting Limit	MDL	Analyzed	Qualifiers
1,1,1-Trichloroethane	ug/L	ND	1.0	0.11	10/12/15 09:25	
1,1,2,2-Tetrachloroethane	ug/L	ND	1.0	0.15	10/12/15 09:25	
1,1,2-Trichloroethane	ug/L	ND	1.0	0.20	10/12/15 09:25	
1,1-Dichloroethane	ug/L	ND	1.0	0.050	10/12/15 09:25	
1,1-Dichloroethene	ug/L	ND	1.0	0.20	10/12/15 09:25	
1,2-Dichloroethane	ug/L	ND	1.0	0.12	10/12/15 09:25	
1,2-Dichloropropane	ug/L	ND	1.0	0.16	10/12/15 09:25	
2-Butanone (MEK)	ug/L	ND	10.0	0.59	10/12/15 09:25	
2-Hexanone	ug/L	ND	10.0	1.2	10/12/15 09:25	
4-Methyl-2-pentanone (MIBK)	ug/L	ND	10.0	0.42	10/12/15 09:25	
Acetone	ug/L	ND	10.0	1.9	10/12/15 09:25	
Benzene	ug/L	ND	1.0	0.060	10/12/15 09:25	
Bromodichloromethane	ug/L	ND	1.0	0.19	10/12/15 09:25	
Bromoform	ug/L	ND	1.0	0.070	10/12/15 09:25	
Bromomethane	ug/L	ND	5.0	0.16	10/12/15 09:25	
Carbon disulfide	ug/L	ND	5.0	0.12	10/12/15 09:25	
Carbon tetrachloride	ug/L	ND	1.0	0.18	10/12/15 09:25	
Chlorobenzene	ug/L	ND	1.0	0.21	10/12/15 09:25	
Chloroethane	ug/L	ND	1.0	0.15	10/12/15 09:25	
Chloroform	ug/L	ND	1.0	0.14	10/12/15 09:25	
Chloromethane	ug/L	0.15J	1.0	0.080	10/12/15 09:25	
cis-1,2-Dichloroethene	ug/L	ND	1.0	0.080	10/12/15 09:25	
cis-1,3-Dichloropropene	ug/L	ND	1.0	0.14	10/12/15 09:25	
Dibromochloromethane	ug/L	ND	1.0	0.21	10/12/15 09:25	
Ethylbenzene	ug/L	ND	1.0	0.18	10/12/15 09:25	
Methylene chloride	ug/L	ND	1.0	0.15	10/12/15 09:25	
Styrene	ug/L	ND	1.0	0.12	10/12/15 09:25	
Tetrachloroethene	ug/L	ND	1.0	0.10	10/12/15 09:25	
Toluene	ug/L	ND	1.0	0.17	10/12/15 09:25	
trans-1,2-Dichloroethene	ug/L	ND	1.0	0.20	10/12/15 09:25	
trans-1,3-Dichloropropene	ug/L	ND	1.0	0.12	10/12/15 09:25	
Trichloroethene	ug/L	ND	1.0	0.17	10/12/15 09:25	
Vinyl chloride	ug/L	ND	1.0	0.13	10/12/15 09:25	
Xylene (Total)	ug/L	ND	3.0	0.42	10/12/15 09:25	
1,2-Dichloroethane-d4 (S)	%	99	80-120		10/12/15 09:25	
4-Bromofluorobenzene (S)	%	99	80-120		10/12/15 09:25	
Toluene-d8 (S)	%	101	80-120		10/12/15 09:25	

Results presented on this page are in the units indicated by the "Units" column except where an alternate unit is presented to the right of the result.

REPORT OF LABORATORY ANALYSIS

This report shall not be reproduced, except in full,
without the written consent of Pace Analytical Services, Inc..

Pace Analytical Services, Inc.
9608 Loiret Blvd.
Lenexa, KS 66219
(913)599-5665

QUALITY CONTROL DATA

Project: FORT SMITH AR
Pace Project No.: 60204563

LABORATORY CONTROL SAMPLE: 1648795

Parameter	Units	Spike Conc.	LCS Result	LCS % Rec	% Rec Limits	Qualifiers
1,1,1-Trichloroethane	ug/L	20	18.7	93	80-120	
1,1,2,2-Tetrachloroethane	ug/L	20	18.0	90	73-121	
1,1,2-Trichloroethane	ug/L	20	17.8	89	80-120	
1,1-Dichloroethane	ug/L	20	19.6	98	80-120	
1,1-Dichloroethene	ug/L	20	19.0	95	80-120	
1,2-Dichloroethane	ug/L	20	18.3	91	81-120	
1,2-Dichloropropane	ug/L	20	18.8	94	80-120	
2-Butanone (MEK)	ug/L	100	109	109	67-122	
2-Hexanone	ug/L	100	107	107	75-121	
4-Methyl-2-pentanone (MIBK)	ug/L	100	96.2	96	76-120	
Acetone	ug/L	100	107	107	72-120	
Benzene	ug/L	20	19.6	98	80-120	
Bromodichloromethane	ug/L	20	19.3	97	80-120	
Bromoform	ug/L	20	18.5	93	73-138	
Bromomethane	ug/L	20	22.7	114	38-137	
Carbon disulfide	ug/L	20	20.2	101	71-129	
Carbon tetrachloride	ug/L	20	18.5	92	67-146	
Chlorobenzene	ug/L	20	18.9	94	80-120	
Chloroethane	ug/L	20	19.0	95	76-120	
Chloroform	ug/L	20	18.3	92	80-120	
Chloromethane	ug/L	20	13.6	68	34-165	
cis-1,2-Dichloroethene	ug/L	20	19.2	96	80-120	
cis-1,3-Dichloropropene	ug/L	20	19.1	95	80-120	
Dibromochloromethane	ug/L	20	19.6	98	80-126	
Ethylbenzene	ug/L	20	19.3	97	80-120	
Methylene chloride	ug/L	20	18.7	94	80-120	
Styrene	ug/L	20	19.6	98	80-123	
Tetrachloroethene	ug/L	20	19.2	96	80-123	
Toluene	ug/L	20	19.3	97	80-120	
trans-1,2-Dichloroethene	ug/L	20	18.2	91	80-120	
trans-1,3-Dichloropropene	ug/L	20	19.7	99	80-129	
Trichloroethene	ug/L	20	17.0	85	80-120	
Vinyl chloride	ug/L	20	19.7	99	62-125	
Xylene (Total)	ug/L	60	57.9	96	80-120	
1,2-Dichloroethane-d4 (S)	%			100	80-120	
4-Bromofluorobenzene (S)	%			98	80-120	
Toluene-d8 (S)	%			102	80-120	

Results presented on this page are in the units indicated by the "Units" column except where an alternate unit is presented to the right of the result.

REPORT OF LABORATORY ANALYSIS

This report shall not be reproduced, except in full,
without the written consent of Pace Analytical Services, Inc..

Pace Analytical Services, Inc.
9608 Loiret Blvd.
Lenexa, KS 66219
(913)599-5665

QUALITY CONTROL DATA

Project: FORT SMITH AR
Pace Project No.: 60204563

QC Batch: MSV/72215 Analysis Method: EPA 5030B/8260
QC Batch Method: EPA 5030B/8260 Analysis Description: 8260 MSV Water 10 mL Purge
Associated Lab Samples: 60204563037, 60204563044

METHOD BLANK: 1649599 Matrix: Water
Associated Lab Samples: 60204563037, 60204563044

Parameter	Units	Blank Result	Reporting Limit	MDL	Analyzed	Qualifiers
Trichloroethene	ug/L	ND	1.0	0.17	10/13/15 15:22	
1,2-Dichloroethane-d4 (S)	%	97	80-120		10/13/15 15:22	
4-Bromofluorobenzene (S)	%	97	80-120		10/13/15 15:22	
Toluene-d8 (S)	%	102	80-120		10/13/15 15:22	

LABORATORY CONTROL SAMPLE: 1649600

Parameter	Units	Spike Conc.	LCS Result	LCS % Rec	% Rec Limits	Qualifiers
Trichloroethene	ug/L	20	19.9	100	80-120	
1,2-Dichloroethane-d4 (S)	%			99	80-120	
4-Bromofluorobenzene (S)	%			96	80-120	
Toluene-d8 (S)	%			101	80-120	

MATRIX SPIKE & MATRIX SPIKE DUPLICATE: 1649601 1649602

Parameter	Units	60204643001 Result	MS Spike Conc.	MSD Spike Conc.	MS Result	MSD Result	MS % Rec	MSD % Rec	% Rec Limits	RPD	Max RPD	Qual
Trichloroethene	ug/L	ND	20	20	18.2	18.3	91	91	70-135	0	10	
1,2-Dichloroethane-d4 (S)	%						97	99	80-120			
4-Bromofluorobenzene (S)	%						97	99	80-120			
Toluene-d8 (S)	%						100	100	80-120			

Results presented on this page are in the units indicated by the "Units" column except where an alternate unit is presented to the right of the result.

REPORT OF LABORATORY ANALYSIS

This report shall not be reproduced, except in full,
without the written consent of Pace Analytical Services, Inc..

Pace Analytical Services, Inc.
9608 Loiret Blvd.
Lenexa, KS 66219
(913)599-5665

QUALITY CONTROL DATA

Project: FORT SMITH AR
Pace Project No.: 60204563

QC Batch: MSV/72185 Analysis Method: EPA 5030B/8260
QC Batch Method: EPA 5030B/8260 Analysis Description: 8260 MSV Water 7 day
Associated Lab Samples: 60204563021, 60204563031, 60204563035, 60204563042

METHOD BLANK: 1648879 Matrix: Water
Associated Lab Samples: 60204563021, 60204563031, 60204563035, 60204563042

Parameter	Units	Blank Result	Reporting Limit	MDL	Analyzed	Qualifiers
1,1,1-Trichloroethane	ug/L	ND	1.0	0.11	10/12/15 15:27	
1,1,2,2-Tetrachloroethane	ug/L	ND	1.0	0.15	10/12/15 15:27	
1,1,2-Trichloroethane	ug/L	ND	1.0	0.20	10/12/15 15:27	
1,1-Dichloroethane	ug/L	ND	1.0	0.050	10/12/15 15:27	
1,1-Dichloroethene	ug/L	ND	1.0	0.20	10/12/15 15:27	
1,2-Dichloroethane	ug/L	ND	1.0	0.12	10/12/15 15:27	
1,2-Dichloropropane	ug/L	ND	1.0	0.16	10/12/15 15:27	
2-Butanone (MEK)	ug/L	ND	10.0	0.59	10/12/15 15:27	
2-Hexanone	ug/L	ND	10.0	1.2	10/12/15 15:27	
4-Methyl-2-pentanone (MIBK)	ug/L	ND	10.0	0.42	10/12/15 15:27	
Acetone	ug/L	ND	10.0	1.9	10/12/15 15:27	
Benzene	ug/L	ND	1.0	0.060	10/12/15 15:27	
Bromodichloromethane	ug/L	ND	1.0	0.19	10/12/15 15:27	
Bromoform	ug/L	ND	1.0	0.070	10/12/15 15:27	
Bromomethane	ug/L	0.97J	5.0	0.16	10/12/15 15:27	
Carbon disulfide	ug/L	ND	5.0	0.12	10/12/15 15:27	
Carbon tetrachloride	ug/L	ND	1.0	0.18	10/12/15 15:27	
Chlorobenzene	ug/L	ND	1.0	0.21	10/12/15 15:27	
Chloroethane	ug/L	ND	1.0	0.15	10/12/15 15:27	
Chloroform	ug/L	ND	1.0	0.14	10/12/15 15:27	
Chloromethane	ug/L	0.16J	1.0	0.080	10/12/15 15:27	
cis-1,2-Dichloroethene	ug/L	ND	1.0	0.080	10/12/15 15:27	
cis-1,3-Dichloropropene	ug/L	ND	1.0	0.14	10/12/15 15:27	
Dibromochloromethane	ug/L	ND	1.0	0.21	10/12/15 15:27	
Ethylbenzene	ug/L	ND	1.0	0.18	10/12/15 15:27	
Methylene chloride	ug/L	ND	1.0	0.15	10/12/15 15:27	
Styrene	ug/L	ND	1.0	0.12	10/12/15 15:27	
Tetrachloroethene	ug/L	ND	1.0	0.10	10/12/15 15:27	
Toluene	ug/L	ND	1.0	0.17	10/12/15 15:27	
trans-1,2-Dichloroethene	ug/L	ND	1.0	0.20	10/12/15 15:27	
trans-1,3-Dichloropropene	ug/L	ND	1.0	0.12	10/12/15 15:27	
Trichloroethene	ug/L	ND	1.0	0.17	10/12/15 15:27	
Vinyl chloride	ug/L	ND	1.0	0.13	10/12/15 15:27	
Xylene (Total)	ug/L	ND	3.0	0.42	10/12/15 15:27	
1,2-Dichloroethane-d4 (S)	%	98	80-120		10/12/15 15:27	
4-Bromofluorobenzene (S)	%	96	80-120		10/12/15 15:27	
Toluene-d8 (S)	%	102	80-120		10/12/15 15:27	

Results presented on this page are in the units indicated by the "Units" column except where an alternate unit is presented to the right of the result.

REPORT OF LABORATORY ANALYSIS

This report shall not be reproduced, except in full,
without the written consent of Pace Analytical Services, Inc..

Pace Analytical Services, Inc.
9608 Loiret Blvd.
Lenexa, KS 66219
(913)599-5665

QUALITY CONTROL DATA

Project: FORT SMITH AR
Pace Project No.: 60204563

LABORATORY CONTROL SAMPLE: 1648880

Parameter	Units	Spike Conc.	LCS Result	LCS % Rec	% Rec Limits	Qualifiers
1,1,1-Trichloroethane	ug/L	20	18.2	91	80-120	
1,1,2,2-Tetrachloroethane	ug/L	20	16.8	84	73-121	
1,1,2-Trichloroethane	ug/L	20	18.3	92	80-120	
1,1-Dichloroethane	ug/L	20	18.5	93	80-120	
1,1-Dichloroethene	ug/L	20	17.8	89	80-120	
1,2-Dichloroethane	ug/L	20	18.3	91	81-120	
1,2-Dichloropropane	ug/L	20	18.3	91	80-120	
2-Butanone (MEK)	ug/L	100	121	121	67-122	
2-Hexanone	ug/L	100	115	115	75-121	
4-Methyl-2-pentanone (MIBK)	ug/L	100	94.9	95	76-120	
Acetone	ug/L	100	124	124	72-120	L0
Benzene	ug/L	20	19.0	95	80-120	
Bromodichloromethane	ug/L	20	18.1	91	80-120	
Bromoform	ug/L	20	18.9	95	73-138	
Bromomethane	ug/L	20	17.1	86	38-137	
Carbon disulfide	ug/L	20	20.0	100	71-129	
Carbon tetrachloride	ug/L	20	17.9	89	67-146	
Chlorobenzene	ug/L	20	18.3	92	80-120	
Chloroethane	ug/L	20	19.9	100	76-120	
Chloroform	ug/L	20	17.4	87	80-120	
Chloromethane	ug/L	20	15.8	79	34-165	
cis-1,2-Dichloroethene	ug/L	20	18.4	92	80-120	
cis-1,3-Dichloropropene	ug/L	20	17.8	89	80-120	
Dibromochloromethane	ug/L	20	19.0	95	80-126	
Ethylbenzene	ug/L	20	18.7	94	80-120	
Methylene chloride	ug/L	20	18.7	93	80-120	
Styrene	ug/L	20	19.6	98	80-123	
Tetrachloroethene	ug/L	20	19.0	95	80-123	
Toluene	ug/L	20	18.9	94	80-120	
trans-1,2-Dichloroethene	ug/L	20	17.7	88	80-120	
trans-1,3-Dichloropropene	ug/L	20	18.5	93	80-129	
Trichloroethene	ug/L	20	17.8	89	80-120	
Vinyl chloride	ug/L	20	18.8	94	62-125	
Xylene (Total)	ug/L	60	56.5	94	80-120	
1,2-Dichloroethane-d4 (S)	%			100	80-120	
4-Bromofluorobenzene (S)	%			97	80-120	
Toluene-d8 (S)	%			101	80-120	

Results presented on this page are in the units indicated by the "Units" column except where an alternate unit is presented to the right of the result.

REPORT OF LABORATORY ANALYSIS

This report shall not be reproduced, except in full,
without the written consent of Pace Analytical Services, Inc..

Pace Analytical Services, Inc.
9608 Loiret Blvd.
Lenexa, KS 66219
(913)599-5665

QUALITY CONTROL DATA

Project: FORT SMITH AR
Pace Project No.: 60204563

QC Batch: WET/57701 Analysis Method: SM 2320B
QC Batch Method: SM 2320B Analysis Description: 2320B Alkalinity
Associated Lab Samples: 60204563001, 60204563002, 60204563003

METHOD BLANK: 1647869 Matrix: Water
Associated Lab Samples: 60204563001, 60204563002, 60204563003

Parameter	Units	Blank Result	Reporting Limit	MDL	Analyzed	Qualifiers
Alkalinity, Carbonate (CaCO3)	mg/L	ND	20.0	2.0	10/09/15 16:20	
Alkalinity, Total as CaCO3	mg/L	ND	20.0	2.0	10/09/15 16:20	
Alkalinity,Bicarbonate (CaCO3)	mg/L	ND	20.0	2.0	10/09/15 16:20	

LABORATORY CONTROL SAMPLE: 1647870

Parameter	Units	Spike Conc.	LCS Result	LCS % Rec	% Rec Limits	Qualifiers
Alkalinity, Total as CaCO3	mg/L	500	471	94	90-110	

SAMPLE DUPLICATE: 1647871

Parameter	Units	60204567002 Result	Dup Result	RPD	Max RPD	Qualifiers
Alkalinity, Carbonate (CaCO3)	mg/L	ND	ND		10	
Alkalinity, Total as CaCO3	mg/L	428	434	1	10	
Alkalinity,Bicarbonate (CaCO3)	mg/L	428	434	1	10	

SAMPLE DUPLICATE: 1647872

Parameter	Units	60204563001 Result	Dup Result	RPD	Max RPD	Qualifiers
Alkalinity, Carbonate (CaCO3)	mg/L	ND	ND		10	
Alkalinity, Total as CaCO3	mg/L	245	247	1	10	
Alkalinity,Bicarbonate (CaCO3)	mg/L	245	247	1	10	

Results presented on this page are in the units indicated by the "Units" column except where an alternate unit is presented to the right of the result.

REPORT OF LABORATORY ANALYSIS

This report shall not be reproduced, except in full,
without the written consent of Pace Analytical Services, Inc..

Pace Analytical Services, Inc.
9608 Loiret Blvd.
Lenexa, KS 66219
(913)599-5665

QUALITY CONTROL DATA

Project: FORT SMITH AR
Pace Project No.: 60204563

QC Batch: WET/57711 Analysis Method: SM 2320B
QC Batch Method: SM 2320B Analysis Description: 2320B Alkalinity
Associated Lab Samples: 60204563004, 60204563006, 60204563008, 60204563010, 60204563011, 60204563012, 60204563014, 60204563017, 60204563019, 60204563021, 60204563022, 60204563023, 60204563024, 60204563026, 60204563027, 60204563028, 60204563029, 60204563030, 60204563032

METHOD BLANK: 1648553 Matrix: Water
Associated Lab Samples: 60204563004, 60204563006, 60204563008, 60204563010, 60204563011, 60204563012, 60204563014, 60204563017, 60204563019, 60204563021, 60204563022, 60204563023, 60204563024, 60204563026, 60204563027, 60204563028, 60204563029, 60204563030, 60204563032

Parameter	Units	Blank Result	Reporting Limit	MDL	Analyzed	Qualifiers
Alkalinity, Carbonate (CaCO3)	mg/L	ND	20.0	2.0	10/12/15 10:07	
Alkalinity, Total as CaCO3	mg/L	ND	20.0	2.0	10/12/15 10:07	
Alkalinity,Bicarbonate (CaCO3)	mg/L	ND	20.0	2.0	10/12/15 10:07	

LABORATORY CONTROL SAMPLE: 1648554

Parameter	Units	Spike Conc.	LCS Result	LCS % Rec	% Rec Limits	Qualifiers
Alkalinity, Total as CaCO3	mg/L	500	477	95	90-110	

SAMPLE DUPLICATE: 1648555

Parameter	Units	60204563008 Result	Dup Result	RPD	Max RPD	Qualifiers
Alkalinity, Carbonate (CaCO3)	mg/L	ND	ND		10	
Alkalinity, Total as CaCO3	mg/L	63.1	63.1	0	10	
Alkalinity,Bicarbonate (CaCO3)	mg/L	63.1	63.1	0	10	

SAMPLE DUPLICATE: 1648556

Parameter	Units	60204563014 Result	Dup Result	RPD	Max RPD	Qualifiers
Alkalinity, Carbonate (CaCO3)	mg/L	ND	ND		10	
Alkalinity, Total as CaCO3	mg/L	82.8	83.6	1	10	
Alkalinity,Bicarbonate (CaCO3)	mg/L	82.8	83.6	1	10	

Results presented on this page are in the units indicated by the "Units" column except where an alternate unit is presented to the right of the result.

REPORT OF LABORATORY ANALYSIS

This report shall not be reproduced, except in full,
without the written consent of Pace Analytical Services, Inc..

Pace Analytical Services, Inc.
9608 Loiret Blvd.
Lenexa, KS 66219
(913)599-5665

QUALITY CONTROL DATA

Project: FORT SMITH AR
Pace Project No.: 60204563

QC Batch: WET/57748 Analysis Method: SM 2320B
QC Batch Method: SM 2320B Analysis Description: 2320B Alkalinity
Associated Lab Samples: 60204563031, 60204563034, 60204563035, 60204563036, 60204563037, 60204563038, 60204563042, 60204563043

METHOD BLANK: 1649812 Matrix: Water
Associated Lab Samples: 60204563031, 60204563034, 60204563035, 60204563036, 60204563037, 60204563038, 60204563042, 60204563043

Parameter	Units	Blank Result	Reporting Limit	MDL	Analyzed	Qualifiers
Alkalinity, Carbonate (CaCO3)	mg/L	ND	20.0	2.0	10/13/15 15:15	
Alkalinity, Total as CaCO3	mg/L	ND	20.0	2.0	10/13/15 15:15	
Alkalinity,Bicarbonate (CaCO3)	mg/L	ND	20.0	2.0	10/13/15 15:15	

LABORATORY CONTROL SAMPLE: 1649813

Parameter	Units	Spike Conc.	LCS Result	LCS % Rec	% Rec Limits	Qualifiers
Alkalinity, Total as CaCO3	mg/L	500	481	96	90-110	

SAMPLE DUPLICATE: 1649814

Parameter	Units	60204859002 Result	Dup Result	RPD	Max RPD	Qualifiers
Alkalinity, Carbonate (CaCO3)	mg/L	ND	ND		10	
Alkalinity, Total as CaCO3	mg/L	417	417	0	10	
Alkalinity,Bicarbonate (CaCO3)	mg/L	417	417	0	10	

SAMPLE DUPLICATE: 1649815

Parameter	Units	60204563031 Result	Dup Result	RPD	Max RPD	Qualifiers
Alkalinity, Carbonate (CaCO3)	mg/L	1540	1650	7	10	
Alkalinity, Total as CaCO3	mg/L	6770	6730	1	10	
Alkalinity,Bicarbonate (CaCO3)	mg/L	ND	ND		10	

Results presented on this page are in the units indicated by the "Units" column except where an alternate unit is presented to the right of the result.

REPORT OF LABORATORY ANALYSIS

This report shall not be reproduced, except in full,
without the written consent of Pace Analytical Services, Inc..

Pace Analytical Services, Inc.
9608 Loiret Blvd.
Lenexa, KS 66219
(913)599-5665

QUALITY CONTROL DATA

Project: FORT SMITH AR
Pace Project No.: 60204563

QC Batch: WET/57668 Analysis Method: SM 4500-S-2 D
QC Batch Method: SM 4500-S-2 D Analysis Description: 4500S2D Sulfide, Total
Associated Lab Samples: 60204563001, 60204563002, 60204563003, 60204563004, 60204563006, 60204563008, 60204563010, 60204563011, 60204563012, 60204563014, 60204563017, 60204563019, 60204563021, 60204563022, 60204563023, 60204563024, 60204563026, 60204563027, 60204563028, 60204563029

METHOD BLANK: 1646922 Matrix: Water
Associated Lab Samples: 60204563001, 60204563002, 60204563003, 60204563004, 60204563006, 60204563008, 60204563010, 60204563011, 60204563012, 60204563014, 60204563017, 60204563019, 60204563021, 60204563022, 60204563023, 60204563024, 60204563026, 60204563027, 60204563028, 60204563029

Parameter	Units	Blank Result	Reporting Limit	MDL	Analyzed	Qualifiers
Sulfide, Total	mg/L	ND	0.050	0.012	10/13/15 07:47	

LABORATORY CONTROL SAMPLE: 1646923

Parameter	Units	Spike Conc.	LCS Result	LCS % Rec	% Rec Limits	Qualifiers
Sulfide, Total	mg/L	.5	0.50	99	80-120	

MATRIX SPIKE SAMPLE: 1646924

Parameter	Units	60204563001 Result	Spike Conc.	MS Result	MS % Rec	% Rec Limits	Qualifiers
Sulfide, Total	mg/L	ND	.5	0.48	96	75-125	

MATRIX SPIKE SAMPLE: 1646926

Parameter	Units	60204563014 Result	Spike Conc.	MS Result	MS % Rec	% Rec Limits	Qualifiers
Sulfide, Total	mg/L	ND	.5	0.48	96	75-125	

SAMPLE DUPLICATE: 1646925

Parameter	Units	60204563008 Result	Dup Result	RPD	Max RPD	Qualifiers
Sulfide, Total	mg/L	ND	ND		20	

Results presented on this page are in the units indicated by the "Units" column except where an alternate unit is presented to the right of the result.

REPORT OF LABORATORY ANALYSIS

This report shall not be reproduced, except in full,
without the written consent of Pace Analytical Services, Inc..

Pace Analytical Services, Inc.
9608 Loiret Blvd.
Lenexa, KS 66219
(913)599-5665

QUALITY CONTROL DATA

Project: FORT SMITH AR
Pace Project No.: 60204563

QC Batch: WET/57669 Analysis Method: SM 4500-S-2 D
QC Batch Method: SM 4500-S-2 D Analysis Description: 4500S2D Sulfide, Total
Associated Lab Samples: 60204563030, 60204563031, 60204563032, 60204563034, 60204563035, 60204563036, 60204563037, 60204563038, 60204563042, 60204563043

METHOD BLANK: 1646931 Matrix: Water
Associated Lab Samples: 60204563030, 60204563031, 60204563032, 60204563034, 60204563035, 60204563036, 60204563037, 60204563038, 60204563042, 60204563043

Parameter	Units	Blank Result	Reporting Limit	MDL	Analyzed	Qualifiers
Sulfide, Total	mg/L	ND	0.050	0.012	10/13/15 07:59	

LABORATORY CONTROL SAMPLE: 1646932

Parameter	Units	Spike Conc.	LCS Result	LCS % Rec	% Rec Limits	Qualifiers
Sulfide, Total	mg/L	.5	0.49	98	80-120	

MATRIX SPIKE SAMPLE: 1646933

Parameter	Units	60204563030 Result	Spike Conc.	MS Result	MS % Rec	% Rec Limits	Qualifiers
Sulfide, Total	mg/L	ND	.5	0.48	96	75-125	

SAMPLE DUPLICATE: 1646934

Parameter	Units	60204563031 Result	Dup Result	RPD	Max RPD	Qualifiers
Sulfide, Total	mg/L	ND	ND		20	

SAMPLE DUPLICATE: 1646935

Parameter	Units	60204563043 Result	Dup Result	RPD	Max RPD	Qualifiers
Sulfide, Total	mg/L	ND	ND		20	

Results presented on this page are in the units indicated by the "Units" column except where an alternate unit is presented to the right of the result.

REPORT OF LABORATORY ANALYSIS

This report shall not be reproduced, except in full,
without the written consent of Pace Analytical Services, Inc..

Pace Analytical Services, Inc.
9608 Loiret Blvd.
Lenexa, KS 66219
(913)599-5665

QUALITY CONTROL DATA

Project: FORT SMITH AR
Pace Project No.: 60204563

QC Batch: WETA/36331 Analysis Method: EPA 300.0
QC Batch Method: EPA 300.0 Analysis Description: 300.0 IC Anions
Associated Lab Samples: 60204563001, 60204563002, 60204563003

METHOD BLANK: 1648762 Matrix: Water
Associated Lab Samples: 60204563001, 60204563002, 60204563003

Parameter	Units	Blank Result	Reporting Limit	MDL	Analyzed	Qualifiers
Chloride	mg/L	ND	1.0	0.50	10/12/15 13:47	
Sulfate	mg/L	ND	1.0	0.24	10/12/15 13:47	

METHOD BLANK: 1649535 Matrix: Water
Associated Lab Samples: 60204563001, 60204563002, 60204563003

Parameter	Units	Blank Result	Reporting Limit	MDL	Analyzed	Qualifiers
Chloride	mg/L	ND	1.0	0.50	10/13/15 10:38	
Sulfate	mg/L	ND	1.0	0.24	10/13/15 10:38	

LABORATORY CONTROL SAMPLE: 1648763

Parameter	Units	Spike Conc.	LCS Result	LCS % Rec	% Rec Limits	Qualifiers
Chloride	mg/L	5	4.6	91	90-110	
Sulfate	mg/L	5	4.6	92	90-110	

LABORATORY CONTROL SAMPLE: 1649536

Parameter	Units	Spike Conc.	LCS Result	LCS % Rec	% Rec Limits	Qualifiers
Chloride	mg/L	5	4.6	92	90-110	
Sulfate	mg/L	5	4.8	97	90-110	

MATRIX SPIKE SAMPLE: 1648764

Parameter	Units	60204522001 Result	Spike Conc.	MS Result	MS % Rec	% Rec Limits	Qualifiers
Chloride	mg/L	3140	1000	4080	94	80-120	
Sulfate	mg/L	ND	1000	918	92	80-120	

MATRIX SPIKE SAMPLE: 1648765

Parameter	Units	60204563001 Result	Spike Conc.	MS Result	MS % Rec	% Rec Limits	Qualifiers
Chloride	mg/L	98.1	25	120	88	80-120	
Sulfate	mg/L	40.5	25	63.2	91	80-120	

Results presented on this page are in the units indicated by the "Units" column except where an alternate unit is presented to the right of the result.

REPORT OF LABORATORY ANALYSIS

This report shall not be reproduced, except in full,
without the written consent of Pace Analytical Services, Inc..

Pace Analytical Services, Inc.
9608 Loiret Blvd.
Lenexa, KS 66219
(913)599-5665

QUALITY CONTROL DATA

Project: FORT SMITH AR
Pace Project No.: 60204563

QC Batch: WETA/36336 Analysis Method: EPA 300.0
QC Batch Method: EPA 300.0 Analysis Description: 300.0 IC Anions
Associated Lab Samples: 60204563004, 60204563006, 60204563008, 60204563010, 60204563011, 60204563012, 60204563017, 60204563019, 60204563021, 60204563022

METHOD BLANK: 1648777 Matrix: Water
Associated Lab Samples: 60204563004, 60204563006, 60204563008, 60204563010, 60204563011, 60204563012, 60204563017, 60204563019, 60204563021, 60204563022

Parameter	Units	Blank Result	Reporting Limit	MDL	Analyzed	Qualifiers
Chloride	mg/L	ND	1.0	0.50	10/12/15 10:13	
Sulfate	mg/L	ND	1.0	0.24	10/12/15 10:13	

LABORATORY CONTROL SAMPLE: 1648778

Parameter	Units	Spike Conc.	LCS Result	LCS % Rec	% Rec Limits	Qualifiers
Chloride	mg/L	5	5.0	99	90-110	
Sulfate	mg/L	5	4.9	99	90-110	

MATRIX SPIKE & MATRIX SPIKE DUPLICATE: 1648779 1648780

Parameter	Units	60204563008 Result	MS Spike Conc.	MSD Spike Conc.	MS Result	MSD Result	MS % Rec	MSD % Rec	% Rec Limits	RPD	Max RPD	Qual
Chloride	mg/L	102	100	100	196	187	94	85	80-120	5	15	
Sulfate	mg/L	16.9	10	10	26.2	26.2	93	93	80-120	0	15	

Results presented on this page are in the units indicated by the "Units" column except where an alternate unit is presented to the right of the result.

REPORT OF LABORATORY ANALYSIS

This report shall not be reproduced, except in full,
without the written consent of Pace Analytical Services, Inc..

Pace Analytical Services, Inc.
9608 Loiret Blvd.
Lenexa, KS 66219
(913)599-5665

QUALITY CONTROL DATA

Project: FORT SMITH AR
Pace Project No.: 60204563

QC Batch: WETA/36350 Analysis Method: EPA 300.0
QC Batch Method: EPA 300.0 Analysis Description: 300.0 IC Anions
Associated Lab Samples: 60204563014, 60204563023, 60204563024, 60204563026, 60204563027, 60204563028, 60204563029, 60204563030, 60204563031, 60204563032

METHOD BLANK: 1649567 Matrix: Water
Associated Lab Samples: 60204563014, 60204563023, 60204563024, 60204563026, 60204563027, 60204563028, 60204563029, 60204563030, 60204563031, 60204563032

Parameter	Units	Blank Result	Reporting Limit	MDL	Analyzed	Qualifiers
Chloride	mg/L	ND	1.0	0.50	10/13/15 16:52	
Sulfate	mg/L	ND	1.0	0.24	10/13/15 16:52	

METHOD BLANK: 1650079 Matrix: Water
Associated Lab Samples: 60204563014, 60204563023, 60204563024, 60204563026, 60204563027, 60204563028, 60204563029, 60204563030, 60204563031, 60204563032

Parameter	Units	Blank Result	Reporting Limit	MDL	Analyzed	Qualifiers
Chloride	mg/L	ND	1.0	0.50	10/14/15 13:46	
Sulfate	mg/L	ND	1.0	0.24	10/14/15 13:46	

LABORATORY CONTROL SAMPLE: 1649568

Parameter	Units	Spike Conc.	LCS Result	LCS % Rec	% Rec Limits	Qualifiers
Chloride	mg/L	5	5.0	99	90-110	
Sulfate	mg/L	5	4.9	99	90-110	

LABORATORY CONTROL SAMPLE: 1650080

Parameter	Units	Spike Conc.	LCS Result	LCS % Rec	% Rec Limits	Qualifiers
Chloride	mg/L	5	4.9	99	90-110	
Sulfate	mg/L	5	5.0	100	90-110	

MATRIX SPIKE SAMPLE: 1649569

Parameter	Units	60204859001 Result	Spike Conc.	MS Result	MS % Rec	% Rec Limits	Qualifiers
Chloride	mg/L	96.7	100	188	92	80-120	
Sulfate	mg/L	112	100	205	92	80-120	

Results presented on this page are in the units indicated by the "Units" column except where an alternate unit is presented to the right of the result.

REPORT OF LABORATORY ANALYSIS

This report shall not be reproduced, except in full,
without the written consent of Pace Analytical Services, Inc..

Pace Analytical Services, Inc.
9608 Loiret Blvd.
Lenexa, KS 66219
(913)599-5665

QUALITY CONTROL DATA

Project: FORT SMITH AR
Pace Project No.: 60204563

MATRIX SPIKE SAMPLE: 1649570

Parameter	Units	60204563014 Result	Spike Conc.	MS Result	MS % Rec	% Rec Limits	Qualifiers
Chloride	mg/L	19.1	10	28.6	96	80-120	
Sulfate	mg/L	41.7	25	63.1	86	80-120	

Results presented on this page are in the units indicated by the "Units" column except where an alternate unit is presented to the right of the result.

REPORT OF LABORATORY ANALYSIS

This report shall not be reproduced, except in full,
without the written consent of Pace Analytical Services, Inc..

Pace Analytical Services, Inc.
9608 Loiret Blvd.
Lenexa, KS 66219
(913)599-5665

QUALITY CONTROL DATA

Project: FORT SMITH AR
Pace Project No.: 60204563

QC Batch: WETA/36352 Analysis Method: EPA 300.0
QC Batch Method: EPA 300.0 Analysis Description: 300.0 IC Anions
Associated Lab Samples: 60204563034, 60204563035, 60204563036, 60204563037, 60204563038, 60204563042, 60204563043

METHOD BLANK: 1649586 Matrix: Water
Associated Lab Samples: 60204563034, 60204563035, 60204563036, 60204563037, 60204563038, 60204563042, 60204563043

Parameter	Units	Blank Result	Reporting Limit	MDL	Analyzed	Qualifiers
Chloride	mg/L	ND	1.0	0.50	10/14/15 12:15	
Sulfate	mg/L	ND	1.0	0.24	10/14/15 12:15	

LABORATORY CONTROL SAMPLE: 1649587

Parameter	Units	Spike Conc.	LCS Result	LCS % Rec	% Rec Limits	Qualifiers
Chloride	mg/L	5	4.7	93	90-110	
Sulfate	mg/L	5	4.7	95	90-110	

MATRIX SPIKE & MATRIX SPIKE DUPLICATE: 1649588 1649589

Parameter	Units	60204598001 Result	MS Spike Conc.	MSD Spike Conc.	MS Result	MSD Result	MS % Rec	MSD % Rec	% Rec Limits	RPD	Max RPD	Qual
Chloride	mg/L	1110	500	500	1570	1580	92	93	80-120	1	15	
Sulfate	mg/L	ND	500	500	529	531	94	94	80-120	0	15	

Results presented on this page are in the units indicated by the "Units" column except where an alternate unit is presented to the right of the result.

REPORT OF LABORATORY ANALYSIS

This report shall not be reproduced, except in full,
without the written consent of Pace Analytical Services, Inc..

Pace Analytical Services, Inc.
9608 Loiret Blvd.
Lenexa, KS 66219
(913)599-5665

QUALITY CONTROL DATA

Project: FORT SMITH AR
Pace Project No.: 60204563

QC Batch: WETA/36373 Analysis Method: EPA 350.1
QC Batch Method: EPA 350.1 Analysis Description: 350.1 Ammonia
Associated Lab Samples: 60204563001, 60204563002, 60204563003, 60204563004, 60204563006, 60204563008, 60204563010, 60204563011, 60204563012, 60204563017, 60204563019, 60204563021, 60204563022, 60204563023, 60204563024, 60204563026, 60204563027, 60204563028, 60204563029, 60204563030

METHOD BLANK: 1650416 Matrix: Water
Associated Lab Samples: 60204563001, 60204563002, 60204563003, 60204563004, 60204563006, 60204563008, 60204563010, 60204563011, 60204563012, 60204563017, 60204563019, 60204563021, 60204563022, 60204563023, 60204563024, 60204563026, 60204563027, 60204563028, 60204563029, 60204563030

Parameter	Units	Blank Result	Reporting Limit	MDL	Analyzed	Qualifiers
Nitrogen, Ammonia	mg/L	ND	0.10	0.046	10/14/15 13:08	

LABORATORY CONTROL SAMPLE: 1650417

Parameter	Units	Spike Conc.	LCS Result	LCS % Rec	% Rec Limits	Qualifiers
Nitrogen, Ammonia	mg/L	2	2.0	98	90-110	

MATRIX SPIKE SAMPLE: 1650418

Parameter	Units	60204563001 Result	Spike Conc.	MS Result	MS % Rec	% Rec Limits	Qualifiers
Nitrogen, Ammonia	mg/L	ND	2	1.6	81	90-110	M1

MATRIX SPIKE SAMPLE: 1650419

Parameter	Units	60204563008 Result	Spike Conc.	MS Result	MS % Rec	% Rec Limits	Qualifiers
Nitrogen, Ammonia	mg/L	ND	2	1.7	85	90-110	M1

SAMPLE DUPLICATE: 1650420

Parameter	Units	60204563010 Result	Dup Result	RPD	Max RPD	Qualifiers
Nitrogen, Ammonia	mg/L	ND	ND		18	

Results presented on this page are in the units indicated by the "Units" column except where an alternate unit is presented to the right of the result.

REPORT OF LABORATORY ANALYSIS

This report shall not be reproduced, except in full,
without the written consent of Pace Analytical Services, Inc..

Pace Analytical Services, Inc.
9608 Loiret Blvd.
Lenexa, KS 66219
(913)599-5665

QUALITY CONTROL DATA

Project: FORT SMITH AR
Pace Project No.: 60204563

QC Batch: WETA/36375 Analysis Method: EPA 350.1
QC Batch Method: EPA 350.1 Analysis Description: 350.1 Ammonia
Associated Lab Samples: 60204563014, 60204563031, 60204563032, 60204563034, 60204563035, 60204563036, 60204563037, 60204563038, 60204563042, 60204563043

METHOD BLANK: 1650480 Matrix: Water
Associated Lab Samples: 60204563014, 60204563031, 60204563032, 60204563034, 60204563035, 60204563036, 60204563037, 60204563038, 60204563042, 60204563043

Parameter	Units	Blank Result	Reporting Limit	MDL	Analyzed	Qualifiers
Nitrogen, Ammonia	mg/L	ND	0.10	0.046	10/14/15 13:43	

LABORATORY CONTROL SAMPLE: 1650481

Parameter	Units	Spike Conc.	LCS Result	LCS % Rec	% Rec Limits	Qualifiers
Nitrogen, Ammonia	mg/L	2	2.0	98	90-110	

MATRIX SPIKE SAMPLE: 1650482

Parameter	Units	60204563014 Result	Spike Conc.	MS Result	MS % Rec	% Rec Limits	Qualifiers
Nitrogen, Ammonia	mg/L	ND	2	1.6	79	90-110	M1

MATRIX SPIKE SAMPLE: 1650492

Parameter	Units	60204767013 Result	Spike Conc.	MS Result	MS % Rec	% Rec Limits	Qualifiers
Nitrogen, Ammonia	mg/L	0.35	2	1.1	38	90-110	M1

SAMPLE DUPLICATE: 1650483

Parameter	Units	60204563032 Result	Dup Result	RPD	Max RPD	Qualifiers
Nitrogen, Ammonia	mg/L	ND	ND		18	

Results presented on this page are in the units indicated by the "Units" column except where an alternate unit is presented to the right of the result.

REPORT OF LABORATORY ANALYSIS

This report shall not be reproduced, except in full,
without the written consent of Pace Analytical Services, Inc..

Pace Analytical Services, Inc.
9608 Loiret Blvd.
Lenexa, KS 66219
(913)599-5665

QUALITY CONTROL DATA

Project: FORT SMITH AR
Pace Project No.: 60204563

QC Batch: WETA/36268 Analysis Method: EPA 353.2
QC Batch Method: EPA 353.2 Analysis Description: 353.2 Nitrate + Nitrite, Unpres.
Associated Lab Samples: 60204563001, 60204563002, 60204563003, 60204563004, 60204563006, 60204563010, 60204563011, 60204563012, 60204563017, 60204563019, 60204563021, 60204563022, 60204563023, 60204563024, 60204563026, 60204563027, 60204563028, 60204563029

METHOD BLANK: 1646661 Matrix: Water
Associated Lab Samples: 60204563001, 60204563002, 60204563003, 60204563004, 60204563006, 60204563010, 60204563011, 60204563012, 60204563017, 60204563019, 60204563021, 60204563022, 60204563023, 60204563024, 60204563026, 60204563027, 60204563028, 60204563029

Parameter	Units	Blank Result	Reporting Limit	MDL	Analyzed	Qualifiers
Nitrogen, Nitrate	mg/L	ND	0.10	0.014	10/08/15 15:32	
Nitrogen, Nitrite	mg/L	ND	0.10	0.023	10/08/15 15:32	
Nitrogen, NO2 plus NO3	mg/L	ND	0.10	0.014	10/08/15 15:32	

LABORATORY CONTROL SAMPLE: 1646662

Parameter	Units	Spike Conc.	LCS Result	LCS % Rec	% Rec Limits	Qualifiers
Nitrogen, Nitrate	mg/L	1.6	1.6	102	85-115	
Nitrogen, Nitrite	mg/L	.4	0.42	104	90-110	
Nitrogen, NO2 plus NO3	mg/L	2	2.0	102	90-110	

MATRIX SPIKE SAMPLE: 1646663

Parameter	Units	60204543002 Result	Spike Conc.	MS Result	MS % Rec	% Rec Limits	Qualifiers
Nitrogen, Nitrate	mg/L	ND	1.6	1.7	98	85-115	
Nitrogen, Nitrite	mg/L	ND	.4	0.42	105	90-110	
Nitrogen, NO2 plus NO3	mg/L	ND	2	2.1	99	90-110	

MATRIX SPIKE SAMPLE: 1646664

Parameter	Units	60204563001 Result	Spike Conc.	MS Result	MS % Rec	% Rec Limits	Qualifiers
Nitrogen, Nitrate	mg/L	ND	1.6	1.6	103	85-115	
Nitrogen, Nitrite	mg/L	ND	.4	0.42	104	90-110	
Nitrogen, NO2 plus NO3	mg/L	ND	2	2.1	103	90-110	

SAMPLE DUPLICATE: 1646665

Parameter	Units	60204563003 Result	Dup Result	RPD	Max RPD	Qualifiers
Nitrogen, Nitrate	mg/L	ND	ND		20	
Nitrogen, Nitrite	mg/L	ND	ND		20	
Nitrogen, NO2 plus NO3	mg/L	ND	ND		20	

Results presented on this page are in the units indicated by the "Units" column except where an alternate unit is presented to the right of the result.

REPORT OF LABORATORY ANALYSIS

This report shall not be reproduced, except in full,
without the written consent of Pace Analytical Services, Inc..

Pace Analytical Services, Inc.
9608 Loiret Blvd.
Lenexa, KS 66219
(913)599-5665

QUALITY CONTROL DATA

Project: FORT SMITH AR
Pace Project No.: 60204563

QC Batch: WETA/36269 Analysis Method: EPA 353.2
QC Batch Method: EPA 353.2 Analysis Description: 353.2 Nitrate + Nitrite, Unpres.
Associated Lab Samples: 60204563008, 60204563014, 60204563030, 60204563031, 60204563032, 60204563034, 60204563035, 60204563036, 60204563037, 60204563038, 60204563042, 60204563043

METHOD BLANK: 1646667 Matrix: Water
Associated Lab Samples: 60204563008, 60204563014, 60204563030, 60204563031, 60204563032, 60204563034, 60204563035, 60204563036, 60204563037, 60204563038, 60204563042, 60204563043

Parameter	Units	Blank Result	Reporting Limit	MDL	Analyzed	Qualifiers
Nitrogen, Nitrate	mg/L	ND	0.10	0.014	10/08/15 16:24	
Nitrogen, Nitrite	mg/L	ND	0.10	0.023	10/08/15 16:24	
Nitrogen, NO2 plus NO3	mg/L	ND	0.10	0.014	10/08/15 16:24	

LABORATORY CONTROL SAMPLE: 1646668

Parameter	Units	Spike Conc.	LCS Result	LCS % Rec	% Rec Limits	Qualifiers
Nitrogen, Nitrate	mg/L	1.6	1.7	106	85-115	
Nitrogen, Nitrite	mg/L	.4	0.43	108	90-110	
Nitrogen, NO2 plus NO3	mg/L	2	2.1	106	90-110	

MATRIX SPIKE SAMPLE: 1646669

Parameter	Units	60204563008 Result	Spike Conc.	MS Result	MS % Rec	% Rec Limits	Qualifiers
Nitrogen, Nitrate	mg/L	0.77	1.6	2.4	102	85-115	
Nitrogen, Nitrite	mg/L	ND	.4	0.43	107	90-110	
Nitrogen, NO2 plus NO3	mg/L	0.77	2	2.8	103	90-110	

MATRIX SPIKE SAMPLE: 1646670

Parameter	Units	60204563014 Result	Spike Conc.	MS Result	MS % Rec	% Rec Limits	Qualifiers
Nitrogen, Nitrate	mg/L	0.13	1.6	1.8	107	85-115	
Nitrogen, Nitrite	mg/L	ND	.4	0.43	107	90-110	
Nitrogen, NO2 plus NO3	mg/L	0.13	2	2.3	107	90-110	

SAMPLE DUPLICATE: 1646671

Parameter	Units	60204563030 Result	Dup Result	RPD	Max RPD	Qualifiers
Nitrogen, Nitrate	mg/L	ND	ND		20	
Nitrogen, Nitrite	mg/L	ND	ND		20	
Nitrogen, NO2 plus NO3	mg/L	ND	ND		20	

Results presented on this page are in the units indicated by the "Units" column except where an alternate unit is presented to the right of the result.

REPORT OF LABORATORY ANALYSIS

This report shall not be reproduced, except in full,
without the written consent of Pace Analytical Services, Inc..

Pace Analytical Services, Inc.
9608 Loiret Blvd.
Lenexa, KS 66219
(913)599-5665

QUALITY CONTROL DATA

Project: FORT SMITH AR
Pace Project No.: 60204563

QC Batch: WETA/36356 Analysis Method: EPA 365.4
QC Batch Method: EPA 365.4 Analysis Description: 365.4 Phosphorus
Associated Lab Samples: 60204563001, 60204563002, 60204563003, 60204563004, 60204563006

METHOD BLANK: 1649697 Matrix: Water
Associated Lab Samples: 60204563001, 60204563002, 60204563003, 60204563004, 60204563006

Parameter	Units	Blank Result	Reporting Limit	MDL	Analyzed	Qualifiers
Phosphorus as PO4	mg/L	ND	0.31		10/15/15 11:23	

LABORATORY CONTROL SAMPLE: 1649698

Parameter	Units	Spike Conc.	LCS Result	LCS % Rec	% Rec Limits	Qualifiers
Phosphorus as PO4	mg/L		6.0			

MATRIX SPIKE SAMPLE: 1649699

Parameter	Units	60204425013 Result	Spike Conc.	MS Result	MS % Rec	% Rec Limits	Qualifiers
Phosphorus as PO4	mg/L	ND		6.1			

MATRIX SPIKE SAMPLE: 1649701

Parameter	Units	60204563001 Result	Spike Conc.	MS Result	MS % Rec	% Rec Limits	Qualifiers
Phosphorus as PO4	mg/L	ND		6.1			

SAMPLE DUPLICATE: 1649700

Parameter	Units	60204426001 Result	Dup Result	RPD	Max RPD	Qualifiers
Phosphorus as PO4	mg/L	ND	ND	0		

Results presented on this page are in the units indicated by the "Units" column except where an alternate unit is presented to the right of the result.

REPORT OF LABORATORY ANALYSIS

This report shall not be reproduced, except in full,
without the written consent of Pace Analytical Services, Inc..

Pace Analytical Services, Inc.
9608 Loiret Blvd.
Lenexa, KS 66219
(913)599-5665

QUALITY CONTROL DATA

Project: FORT SMITH AR
Pace Project No.: 60204563

QC Batch: WETA/36357 Analysis Method: EPA 365.4
QC Batch Method: EPA 365.4 Analysis Description: 365.4 Phosphorus
Associated Lab Samples: 60204563008, 60204563010, 60204563011, 60204563012, 60204563014, 60204563017, 60204563019, 60204563021, 60204563022, 60204563023

METHOD BLANK: 1649702 Matrix: Water
Associated Lab Samples: 60204563008, 60204563010, 60204563011, 60204563012, 60204563014, 60204563017, 60204563019, 60204563021, 60204563022, 60204563023

Parameter	Units	Blank Result	Reporting Limit	MDL	Analyzed	Qualifiers
Phosphorus as PO4	mg/L	ND	0.31		10/15/15 11:56	

LABORATORY CONTROL SAMPLE: 1649703

Parameter	Units	Spike Conc.	LCS Result	LCS % Rec	% Rec Limits	Qualifiers
Phosphorus as PO4	mg/L		6.1			

MATRIX SPIKE SAMPLE: 1649704

Parameter	Units	60204563008 Result	Spike Conc.	MS Result	MS % Rec	% Rec Limits	Qualifiers
Phosphorus as PO4	mg/L	ND		6.2			

MATRIX SPIKE SAMPLE: 1649706

Parameter	Units	60204563014 Result	Spike Conc.	MS Result	MS % Rec	% Rec Limits	Qualifiers
Phosphorus as PO4	mg/L	ND		6.2			

SAMPLE DUPLICATE: 1649705

Parameter	Units	60204563010 Result	Dup Result	RPD	Max RPD	Qualifiers
Phosphorus as PO4	mg/L	ND	ND	0		

Results presented on this page are in the units indicated by the "Units" column except where an alternate unit is presented to the right of the result.

REPORT OF LABORATORY ANALYSIS

This report shall not be reproduced, except in full,
without the written consent of Pace Analytical Services, Inc..

Pace Analytical Services, Inc.
9608 Loiret Blvd.
Lenexa, KS 66219
(913)599-5665

QUALITY CONTROL DATA

Project: FORT SMITH AR
Pace Project No.: 60204563

QC Batch: WETA/36363 Analysis Method: EPA 365.4
QC Batch Method: EPA 365.4 Analysis Description: 365.4 Phosphorus
Associated Lab Samples: 60204563024, 60204563026, 60204563027, 60204563028, 60204563029, 60204563030, 60204563031, 60204563032, 60204563034, 60204563035, 60204563036, 60204563037, 60204563038, 60204563042, 60204563043

METHOD BLANK: 1649988 Matrix: Water
Associated Lab Samples: 60204563024, 60204563026, 60204563027, 60204563028, 60204563029, 60204563030, 60204563031, 60204563032, 60204563034, 60204563035, 60204563036, 60204563037, 60204563038, 60204563042, 60204563043

Parameter	Units	Blank Result	Reporting Limit	MDL	Analyzed	Qualifiers
Phosphorus as PO4	mg/L	ND	0.31		10/15/15 07:58	

LABORATORY CONTROL SAMPLE: 1649989

Parameter	Units	Spike Conc.	LCS Result	LCS % Rec	% Rec Limits	Qualifiers
Phosphorus as PO4	mg/L		6.3			

MATRIX SPIKE SAMPLE: 1649990

Parameter	Units	60204563042 Result	Spike Conc.	MS Result	MS % Rec	% Rec Limits	Qualifiers
Phosphorus as PO4	mg/L	0.87		7.2			

MATRIX SPIKE SAMPLE: 1649992

Parameter	Units	60204767003 Result	Spike Conc.	MS Result	MS % Rec	% Rec Limits	Qualifiers
Phosphorus as PO4	mg/L	27.1		33.1			

SAMPLE DUPLICATE: 1649991

Parameter	Units	60204563043 Result	Dup Result	RPD	Max RPD	Qualifiers
Phosphorus as PO4	mg/L	ND	ND	0		

Results presented on this page are in the units indicated by the "Units" column except where an alternate unit is presented to the right of the result.

REPORT OF LABORATORY ANALYSIS

This report shall not be reproduced, except in full,
without the written consent of Pace Analytical Services, Inc..

Pace Analytical Services, Inc.
9608 Loiret Blvd.
Lenexa, KS 66219
(913)599-5665

QUALITY CONTROL DATA

Project: FORT SMITH AR
Pace Project No.: 60204563

QC Batch: WETA/36300 Analysis Method: SM 5310C
QC Batch Method: SM 5310C Analysis Description: 5310C Total Organic Carbon
Associated Lab Samples: 60204563001, 60204563002, 60204563003, 60204563004, 60204563006, 60204563010, 60204563011, 60204563012

METHOD BLANK: 1647825 Matrix: Water
Associated Lab Samples: 60204563001, 60204563002, 60204563003, 60204563004, 60204563006, 60204563010, 60204563011, 60204563012

Parameter	Units	Blank Result	Reporting Limit	MDL	Analyzed	Qualifiers
Total Organic Carbon	mg/L	ND	1.0	0.46	10/13/15 19:26	

LABORATORY CONTROL SAMPLE: 1647826

Parameter	Units	Spike Conc.	LCS Result	LCS % Rec	% Rec Limits	Qualifiers
Total Organic Carbon	mg/L	5	5.2	104	80-120	

MATRIX SPIKE SAMPLE: 1647827

Parameter	Units	60204563001 Result	Spike Conc.	MS Result	MS % Rec	% Rec Limits	Qualifiers
Total Organic Carbon	mg/L	6.3	5	9.5	63	80-120	M1

SAMPLE DUPLICATE: 1647828

Parameter	Units	60204563002 Result	Dup Result	RPD	Max RPD	Qualifiers
Total Organic Carbon	mg/L	0.91J	0.83J		25	

Results presented on this page are in the units indicated by the "Units" column except where an alternate unit is presented to the right of the result.

REPORT OF LABORATORY ANALYSIS

This report shall not be reproduced, except in full,
without the written consent of Pace Analytical Services, Inc..

Pace Analytical Services, Inc.
9608 Loiret Blvd.
Lenexa, KS 66219
(913)599-5665

QUALITY CONTROL DATA

Project: FORT SMITH AR
Pace Project No.: 60204563

QC Batch: WETA/36359 Analysis Method: SM 5310C
QC Batch Method: SM 5310C Analysis Description: 5310C Total Organic Carbon
Associated Lab Samples: 60204563008, 60204563017, 60204563019, 60204563021, 60204563022, 60204563023, 60204563024, 60204563026, 60204563027, 60204563028, 60204563029, 60204563030, 60204563031, 60204563032, 60204563034, 60204563035, 60204563036, 60204563037, 60204563038, 60204563042

METHOD BLANK: 1649972 Matrix: Water
Associated Lab Samples: 60204563008, 60204563017, 60204563019, 60204563021, 60204563022, 60204563023, 60204563024, 60204563026, 60204563027, 60204563028, 60204563029, 60204563030, 60204563031, 60204563032, 60204563034, 60204563035, 60204563036, 60204563037, 60204563038, 60204563042

Parameter	Units	Blank Result	Reporting Limit	MDL	Analyzed	Qualifiers
Total Organic Carbon	mg/L	0.50J	1.0	0.46	10/14/15 11:18	

LABORATORY CONTROL SAMPLE: 1649973

Parameter	Units	Spike Conc.	LCS Result	LCS % Rec	% Rec Limits	Qualifiers
Total Organic Carbon	mg/L	5	5.5	109	80-120	

MATRIX SPIKE SAMPLE: 1649974

Parameter	Units	60204563008 Result	Spike Conc.	MS Result	MS % Rec	% Rec Limits	Qualifiers
Total Organic Carbon	mg/L	ND	5	4.5	81	80-120	

SAMPLE DUPLICATE: 1649975

Parameter	Units	60204563017 Result	Dup Result	RPD	Max RPD	Qualifiers
Total Organic Carbon	mg/L	0.49J	0.48J		25	

Results presented on this page are in the units indicated by the "Units" column except where an alternate unit is presented to the right of the result.

REPORT OF LABORATORY ANALYSIS

This report shall not be reproduced, except in full,
without the written consent of Pace Analytical Services, Inc..

Pace Analytical Services, Inc.
9608 Loiret Blvd.
Lenexa, KS 66219
(913)599-5665

QUALITY CONTROL DATA

Project: FORT SMITH AR
Pace Project No.: 60204563

QC Batch: WETA/36360 Analysis Method: SM 5310C
QC Batch Method: SM 5310C Analysis Description: 5310C Total Organic Carbon
Associated Lab Samples: 60204563014, 60204563043

METHOD BLANK: 1649976 Matrix: Water
Associated Lab Samples: 60204563014, 60204563043

Parameter	Units	Blank Result	Reporting Limit	MDL	Analyzed	Qualifiers
Total Organic Carbon	mg/L	0.52J	1.0	0.46	10/14/15 17:36	

LABORATORY CONTROL SAMPLE: 1649977

Parameter	Units	Spike Conc.	LCS Result	LCS % Rec	% Rec Limits	Qualifiers
Total Organic Carbon	mg/L	5	5.4	108	80-120	

MATRIX SPIKE SAMPLE: 1649978

Parameter	Units	60204563014 Result	Spike Conc.	MS Result	MS % Rec	% Rec Limits	Qualifiers
Total Organic Carbon	mg/L	0.61J	5	5.6	101	80-120	

SAMPLE DUPLICATE: 1649979

Parameter	Units	60204563043 Result	Dup Result	RPD	Max RPD	Qualifiers
Total Organic Carbon	mg/L	0.96J	0.98J		25	

Results presented on this page are in the units indicated by the "Units" column except where an alternate unit is presented to the right of the result.

REPORT OF LABORATORY ANALYSIS

This report shall not be reproduced, except in full,
without the written consent of Pace Analytical Services, Inc..

Pace Analytical Services, Inc.
9608 Loiret Blvd.
Lenexa, KS 66219
(913)599-5665

QUALIFIERS

Project: FORT SMITH AR
Pace Project No.: 60204563

DEFINITIONS

DF - Dilution Factor, if reported, represents the factor applied to the reported data due to dilution of the sample aliquot.

ND - Not Detected at or above adjusted reporting limit.

J - Estimated concentration above the adjusted method detection limit and below the adjusted reporting limit.

MDL - Adjusted Method Detection Limit.

PQL - Practical Quantitation Limit.

RL - Reporting Limit.

S - Surrogate

1,2-Diphenylhydrazine decomposes to and cannot be separated from Azobenzene using Method 8270. The result for each analyte is a combined concentration.

Consistent with EPA guidelines, unrounded data are displayed and have been used to calculate % recovery and RPD values.

LCS(D) - Laboratory Control Sample (Duplicate)

MS(D) - Matrix Spike (Duplicate)

DUP - Sample Duplicate

RPD - Relative Percent Difference

NC - Not Calculable.

SG - Silica Gel - Clean-Up

U - Indicates the compound was analyzed for, but not detected.

N-Nitrosodiphenylamine decomposes and cannot be separated from Diphenylamine using Method 8270. The result reported for each analyte is a combined concentration.

Pace Analytical is TNI accredited. Contact your Pace PM for the current list of accredited analytes.

TNI - The NELAC Institute.

LABORATORIES

PASI-D	Pace Analytical Services - Dallas
PASI-K	Pace Analytical Services - Kansas City

BATCH QUALIFIERS

Batch: MSV/72165
[M5] A matrix spike/matrix spike duplicate was not performed for this batch due to insufficient sample volume.
Batch: MSV/72181
[M5] A matrix spike/matrix spike duplicate was not performed for this batch due to insufficient sample volume.
Batch: MSV/72185
[M5] A matrix spike/matrix spike duplicate was not performed for this batch due to insufficient sample volume.
Batch: WET/57808
[1] Ferrous iron performed in the field
Batch: WET/57809
[1] Ferrous iron performed in the field
Batch: WET/57824
[1] Field pH
Batch: WET/57825
[1] Field pH

ANALYTE QUALIFIERS

B Analyte was detected in the associated method blank.

REPORT OF LABORATORY ANALYSIS

This report shall not be reproduced, except in full,
without the written consent of Pace Analytical Services, Inc..

Pace Analytical Services, Inc.
9608 Loiret Blvd.
Lenexa, KS 66219
(913)599-5665

QUALIFIERS

Project: FORT SMITH AR
Pace Project No.: 60204563

ANALYTE QUALIFIERS

H6	Analysis initiated outside of the 15 minute EPA recommended holding time.
L0	Analyte recovery in the laboratory control sample (LCS) was outside QC limits.
L1	Analyte recovery in the laboratory control sample (LCS) was above QC limits. Results for this analyte in associated samples may be biased high.
L3	Analyte recovery in the laboratory control sample (LCS) exceeded QC limits. Analyte presence below reporting limits in associated samples. Results unaffected by high bias.
M1	Matrix spike recovery exceeded QC limits. Batch accepted based on laboratory control sample (LCS) recovery.
MS	Analyte recovery in the matrix spike was outside QC limits for one or more of the constituent analytes used in the calculated result.
R1	RPD value was outside control limits.
RS	The RPD value in one of the constituent analytes was outside the control limits.

This report shall not be reproduced, except in full,
without the written consent of Pace Analytical Services, Inc..

Pace Analytical Services, Inc.
9608 Loiret Blvd.
Lenexa, KS 66219
(913)599-5665

QUALITY CONTROL DATA CROSS REFERENCE TABLE

Project: FORT SMITH AR
Pace Project No.: 60204563

Lab ID	Sample ID	QC Batch Method	QC Batch	Analytical Method	Analytical Batch
60204563001	MW-90-201510	EPA 8015 - Alcohol	GCSV/4450		
60204563002	MW-22-201510	EPA 8015 - Alcohol	GCSV/4450		
60204563003	MW-88-201510	EPA 8015 - Alcohol	GCSV/4450		
60204563004	MW-39R-201510	EPA 8015 - Alcohol	GCSV/4450		
60204563006	ITMW-9-201510	EPA 8015 - Alcohol	GCSV/4450		
60204563008	ITMW-20-201510	EPA 8015 - Alcohol	GCSV/4451		
60204563010	ITMW-1-201510	EPA 8015 - Alcohol	GCSV/4451		
60204563011	MW-87-201510	EPA 8015 - Alcohol	GCSV/4451		
60204563012	MW-91-201510	EPA 8015 - Alcohol	GCSV/4451		
60204563014	MW-28-201510	EPA 8015 - Alcohol	GCSV/4452		
60204563017	MW-29-201510	EPA 8015 - Alcohol	GCSV/4451		
60204563019	ITMW-6-201510	EPA 8015 - Alcohol	GCSV/4451		
60204563021	MW-35R-201510	EPA 8015 - Alcohol	GCSV/4451		
60204563022	MW-97-201510	EPA 8015 - Alcohol	GCSV/4451		
60204563023	MW-96-201510	EPA 8015 - Alcohol	GCSV/4451		
60204563024	MW-46R-201510	EPA 8015 - Alcohol	GCSV/4451		
60204563026	IW-74-201510	EPA 8015 - Alcohol	GCSV/4451		
60204563027	MW-26-201510	EPA 8015 - Alcohol	GCSV/4451		
60204563028	MW-27-201510	EPA 8015 - Alcohol	GCSV/4451		
60204563029	MW-89-201510	EPA 8015 - Alcohol	GCSV/4451		
60204563030	ITMW-16-201510	EPA 8015 - Alcohol	GCSV/4451		
60204563031	MW-65-201510	EPA 8015 - Alcohol	GCSV/4451		
60204563032	MW-32R-201510	EPA 8015 - Alcohol	GCSV/4451		
60204563034	ITMW-4-201510	EPA 8015 - Alcohol	GCSV/4451		
60204563035	ITMW-12-201510	EPA 8015 - Alcohol	GCSV/4451		
60204563036	ITMW-14-201510	EPA 8015 - Alcohol	GCSV/4451		
60204563037	ITMW-11-201510	EPA 8015 - Alcohol	GCSV/4452		
60204563038	ITMW-13-201510	EPA 8015 - Alcohol	GCSV/4452		
60204563042	MW-84-201510	EPA 8015 - Alcohol	GCSV/4452		
60204563043	ITMW-10-201510	EPA 8015 - Alcohol	GCSV/4452		
60204563001	MW-90-201510	EPA 3010	MPRP/33460	EPA 6010	ICP/24649
60204563002	MW-22-201510	EPA 3010	MPRP/33460	EPA 6010	ICP/24649
60204563003	MW-88-201510	EPA 3010	MPRP/33460	EPA 6010	ICP/24649
60204563004	MW-39R-201510	EPA 3010	MPRP/33460	EPA 6010	ICP/24649
60204563006	ITMW-9-201510	EPA 3010	MPRP/33460	EPA 6010	ICP/24649
60204563008	ITMW-20-201510	EPA 3010	MPRP/33461	EPA 6010	ICP/24650
60204563010	ITMW-1-201510	EPA 3010	MPRP/33460	EPA 6010	ICP/24649
60204563011	MW-87-201510	EPA 3010	MPRP/33460	EPA 6010	ICP/24649
60204563012	MW-91-201510	EPA 3010	MPRP/33460	EPA 6010	ICP/24649
60204563014	MW-28-201510	EPA 3010	MPRP/33461	EPA 6010	ICP/24650
60204563017	MW-29-201510	EPA 3010	MPRP/33460	EPA 6010	ICP/24649
60204563019	ITMW-6-201510	EPA 3010	MPRP/33460	EPA 6010	ICP/24649
60204563021	MW-35R-201510	EPA 3010	MPRP/33460	EPA 6010	ICP/24649
60204563022	MW-97-201510	EPA 3010	MPRP/33460	EPA 6010	ICP/24649

This report shall not be reproduced, except in full,
without the written consent of Pace Analytical Services, Inc..

Pace Analytical Services, Inc.
9608 Loiret Blvd.
Lenexa, KS 66219
(913)599-5665

QUALITY CONTROL DATA CROSS REFERENCE TABLE

Project: FORT SMITH AR
Pace Project No.: 60204563

Lab ID	Sample ID	QC Batch Method	QC Batch	Analytical Method	Analytical Batch
60204563023	**MW-96-201510**	EPA 3010	MPRP/33460	EPA 6010	ICP/24649
60204563024	**MW-46R-201510**	EPA 3010	MPRP/33460	EPA 6010	ICP/24649
60204563026	**IW-74-201510**	EPA 3010	MPRP/33460	EPA 6010	ICP/24649
60204563027	**MW-26-201510**	EPA 3010	MPRP/33460	EPA 6010	ICP/24649
60204563028	**MW-27-201510**	EPA 3010	MPRP/33460	EPA 6010	ICP/24649
60204563029	**MW-89-201510**	EPA 3010	MPRP/33460	EPA 6010	ICP/24649
60204563030	**ITMW-16-201510**	EPA 3010	MPRP/33461	EPA 6010	ICP/24650
60204563031	**MW-65-201510**	EPA 3010	MPRP/33461	EPA 6010	ICP/24650
60204563032	**MW-32R-201510**	EPA 3010	MPRP/33461	EPA 6010	ICP/24650
60204563034	**ITMW-4-201510**	EPA 3010	MPRP/33461	EPA 6010	ICP/24650
60204563035	**ITMW-12-201510**	EPA 3010	MPRP/33461	EPA 6010	ICP/24650
60204563036	**ITMW-14-201510**	EPA 3010	MPRP/33461	EPA 6010	ICP/24650
60204563037	**ITMW-11-201510**	EPA 3010	MPRP/33461	EPA 6010	ICP/24650
60204563038	**ITMW-13-201510**	EPA 3010	MPRP/33461	EPA 6010	ICP/24650
60204563042	**MW-84-201510**	EPA 3010	MPRP/33461	EPA 6010	ICP/24650
60204563043	**ITMW-10-201510**	EPA 3010	MPRP/33461	EPA 6010	ICP/24650
60204563001	**MW-90-201510**	EPA 5030B/8260	MSV/72158		
60204563002	**MW-22-201510**	EPA 5030B/8260	MSV/72158		
60204563003	**MW-88-201510**	EPA 5030B/8260	MSV/72158		
60204563004	**MW-39R-201510**	EPA 5030B/8260	MSV/72158		
60204563005	**TB-13-201510**	EPA 5030B/8260	MSV/72160		
60204563006	**ITMW-9-201510**	EPA 5030B/8260	MSV/72160		
60204563007	**DUP-09-201510**	EPA 5030B/8260	MSV/72160		
60204563008	**ITMW-20-201510**	EPA 5030B/8260	MSV/72160		
60204563009	**TB-14-20151**	EPA 5030B/8260	MSV/72160		
60204563010	**ITMW-1-201510**	EPA 5030B/8260	MSV/72160		
60204563011	**MW-87-201510**	EPA 5030B/8260	MSV/72160		
60204563012	**MW-91-201510**	EPA 5030B/8260	MSV/72160		
60204563013	**DUP-08-2015**	EPA 5030B/8260	MSV/72160		
60204563013	**DUP-08-2015**	EPA 5030B/8260	MSV/72181		
60204563014	**MW-28-201510**	EPA 5030B/8260	MSV/72160		
60204563015	**EB-03-201510**	EPA 5030B/8260	MSV/72160		
60204563016	**EB-08-201510**	EPA 5030B/8260	MSV/72160		
60204563017	**MW-29-201510**	EPA 5030B/8260	MSV/72160		
60204563018	**TB-15-201510**	EPA 5030B/8260	MSV/72160		
60204563019	**ITMW-6-201510**	EPA 5030B/8260	MSV/72160		
60204563020	**TB-16-201510**	EPA 5030B/8260	MSV/72160		
60204563022	**MW-97-201510**	EPA 5030B/8260	MSV/72160		
60204563023	**MW-96-201510**	EPA 5030B/8260	MSV/72160		
60204563024	**MW-46R-201510**	EPA 5030B/8260	MSV/72160		
60204563025	**DUP-10-201510**	EPA 5030B/8260	MSV/72160		
60204563026	**IW-74-201510**	EPA 5030B/8260	MSV/72165		
60204563027	**MW-26-201510**	EPA 5030B/8260	MSV/72165		
60204563028	**MW-27-201510**	EPA 5030B/8260	MSV/72165		
60204563029	**MW-89-201510**	EPA 5030B/8260	MSV/72165		
60204563030	**ITMW-16-201510**	EPA 5030B/8260	MSV/72165		

REPORT OF LABORATORY ANALYSIS

This report shall not be reproduced, except in full,
without the written consent of Pace Analytical Services, Inc..

Pace Analytical Services, Inc.
9608 Loiret Blvd.
Lenexa, KS 66219
(913)599-5665

QUALITY CONTROL DATA CROSS REFERENCE TABLE

Project: FORT SMITH AR
Pace Project No.: 60204563

Lab ID	Sample ID	QC Batch Method	QC Batch	Analytical Method	Analytical Batch
60204563032	MW-32R-201510	EPA 5030B/8260	MSV/72165		
60204563033	TB-17-201510	EPA 5030B/8260	MSV/72165		
60204563034	ITMW-4-201510	EPA 5030B/8260	MSV/72181		
60204563036	ITMW-14-201510	EPA 5030B/8260	MSV/72181		
60204563037	ITMW-11-201510	EPA 5030B/8260	MSV/72181		
60204563037	ITMW-11-201510	EPA 5030B/8260	MSV/72215		
60204563038	ITMW-13-201510	EPA 5030B/8260	MSV/72181		
60204563039	DUP-01-201510	EPA 5030B/8260	MSV/72181		
60204563040	TB-18-201510	EPA 5030B/8260	MSV/72181		
60204563041	TB-03-201510	EPA 5030B/8260	MSV/72181		
60204563043	ITMW-10-201510	EPA 5030B/8260	MSV/72181		
60204563044	DUP-04-201510	EPA 5030B/8260	MSV/72181		
60204563044	DUP-04-201510	EPA 5030B/8260	MSV/72215		
60204563045	EXTRA TB	EPA 5030B/8260	MSV/72181		
60204563021	MW-35R-201510	EPA 5030B/8260	MSV/72185		
60204563031	MW-65-201510	EPA 5030B/8260	MSV/72185		
60204563035	ITMW-12-201510	EPA 5030B/8260	MSV/72185		
60204563042	MW-84-201510	EPA 5030B/8260	MSV/72185		
60204563001	MW-90-201510	SM 2320B	WET/57701		
60204563002	MW-22-201510	SM 2320B	WET/57701		
60204563003	MW-88-201510	SM 2320B	WET/57701		
60204563004	MW-39R-201510	SM 2320B	WET/57711		
60204563006	ITMW-9-201510	SM 2320B	WET/57711		
60204563008	ITMW-20-201510	SM 2320B	WET/57711		
60204563010	ITMW-1-201510	SM 2320B	WET/57711		
60204563011	MW-87-201510	SM 2320B	WET/57711		
60204563012	MW-91-201510	SM 2320B	WET/57711		
60204563014	MW-28-201510	SM 2320B	WET/57711		
60204563017	MW-29-201510	SM 2320B	WET/57711		
60204563019	ITMW-6-201510	SM 2320B	WET/57711		
60204563021	MW-35R-201510	SM 2320B	WET/57711		
60204563022	MW-97-201510	SM 2320B	WET/57711		
60204563023	MW-96-201510	SM 2320B	WET/57711		
60204563024	MW-46R-201510	SM 2320B	WET/57711		
60204563026	IW-74-201510	SM 2320B	WET/57711		
60204563027	MW-26-201510	SM 2320B	WET/57711		
60204563028	MW-27-201510	SM 2320B	WET/57711		
60204563029	MW-89-201510	SM 2320B	WET/57711		
60204563030	ITMW-16-201510	SM 2320B	WET/57711		
60204563031	MW-65-201510	SM 2320B	WET/57748		
60204563032	MW-32R-201510	SM 2320B	WET/57711		
60204563034	ITMW-4-201510	SM 2320B	WET/57748		
60204563035	ITMW-12-201510	SM 2320B	WET/57748		

REPORT OF LABORATORY ANALYSIS

This report shall not be reproduced, except in full,
without the written consent of Pace Analytical Services, Inc..

Pace Analytical Services, Inc.
9608 Loiret Blvd.
Lenexa, KS 66219
(913)599-5665

QUALITY CONTROL DATA CROSS REFERENCE TABLE

Project: FORT SMITH AR
Pace Project No.: 60204563

Lab ID	Sample ID	QC Batch Method	QC Batch	Analytical Method	Analytical Batch
60204563036	ITMW-14-201510	SM 2320B	WET/57748		
60204563037	ITMW-11-201510	SM 2320B	WET/57748		
60204563038	ITMW-13-201510	SM 2320B	WET/57748		
60204563042	MW-84-201510	SM 2320B	WET/57748		
60204563043	ITMW-10-201510	SM 2320B	WET/57748		
60204563001	MW-90-201510	SM 3500-Fe B#4	WET/57808		
60204563002	MW-22-201510	SM 3500-Fe B#4	WET/57808		
60204563003	MW-88-201510	SM 3500-Fe B#4	WET/57808		
60204563004	MW-39R-201510	SM 3500-Fe B#4	WET/57808		
60204563006	ITMW-9-201510	SM 3500-Fe B#4	WET/57808		
60204563008	ITMW-20-201510	SM 3500-Fe B#4	WET/57808		
60204563010	ITMW-1-201510	SM 3500-Fe B#4	WET/57808		
60204563011	MW-87-201510	SM 3500-Fe B#4	WET/57808		
60204563012	MW-91-201510	SM 3500-Fe B#4	WET/57808		
60204563014	MW-28-201510	SM 3500-Fe B#4	WET/57808		
60204563017	MW-29-201510	SM 3500-Fe B#4	WET/57808		
60204563019	ITMW-6-201510	SM 3500-Fe B#4	WET/57808		
60204563021	MW-35R-201510	SM 3500-Fe B#4	WET/57808		
60204563022	MW-97-201510	SM 3500-Fe B#4	WET/57808		
60204563023	MW-96-201510	SM 3500-Fe B#4	WET/57808		
60204563024	MW-46R-201510	SM 3500-Fe B#4	WET/57808		
60204563026	IW-74-201510	SM 3500-Fe B#4	WET/57808		
60204563027	MW-26-201510	SM 3500-Fe B#4	WET/57808		
60204563028	MW-27-201510	SM 3500-Fe B#4	WET/57808		
60204563029	MW-89-201510	SM 3500-Fe B#4	WET/57808		
60204563030	ITMW-16-201510	SM 3500-Fe B#4	WET/57809		
60204563031	MW-65-201510	SM 3500-Fe B#4	WET/57809		
60204563032	MW-32R-201510	SM 3500-Fe B#4	WET/57809		
60204563034	ITMW-4-201510	SM 3500-Fe B#4	WET/57809		
60204563035	ITMW-12-201510	SM 3500-Fe B#4	WET/57809		
60204563036	ITMW-14-201510	SM 3500-Fe B#4	WET/57809		
60204563037	ITMW-11-201510	SM 3500-Fe B#4	WET/57809		
60204563038	ITMW-13-201510	SM 3500-Fe B#4	WET/57809		
60204563042	MW-84-201510	SM 3500-Fe B#4	WET/57809		
60204563043	ITMW-10-201510	SM 3500-Fe B#4	WET/57809		
60204563001	MW-90-201510	SM 4500-H+B	WET/57825		
60204563002	MW-22-201510	SM 4500-H+B	WET/57824		
60204563003	MW-88-201510	SM 4500-H+B	WET/57824		
60204563004	MW-39R-201510	SM 4500-H+B	WET/57824		
60204563006	ITMW-9-201510	SM 4500-H+B	WET/57824		
60204563008	ITMW-20-201510	SM 4500-H+B	WET/57824		
60204563010	ITMW-1-201510	SM 4500-H+B	WET/57824		
60204563011	MW-87-201510	SM 4500-H+B	WET/57825		
60204563012	MW-91-201510	SM 4500-H+B	WET/57825		
60204563014	MW-28-201510	SM 4500-H+B	WET/57825		
60204563017	MW-29-201510	SM 4500-H+B	WET/57825		

REPORT OF LABORATORY ANALYSIS

This report shall not be reproduced, except in full,
without the written consent of Pace Analytical Services, Inc..

Pace Analytical Services, Inc.
9608 Loiret Blvd.
Lenexa, KS 66219
(913)599-5665

QUALITY CONTROL DATA CROSS REFERENCE TABLE

Project: FORT SMITH AR
Pace Project No.: 60204563

Lab ID	Sample ID	QC Batch Method	QC Batch	Analytical Method	Analytical Batch
60204563019	ITMW-6-201510	SM 4500-H+B	WET/57825		
60204563021	MW-35R-201510	SM 4500-H+B	WET/57824		
60204563022	MW-97-201510	SM 4500-H+B	WET/57824		
60204563023	MW-96-201510	SM 4500-H+B	WET/57824		
60204563024	MW-46R-201510	SM 4500-H+B	WET/57824		
60204563026	IW-74-201510	SM 4500-H+B	WET/57824		
60204563027	MW-26-201510	SM 4500-H+B	WET/57824		
60204563028	MW-27-201510	SM 4500-H+B	WET/57824		
60204563029	MW-89-201510	SM 4500-H+B	WET/57824		
60204563030	ITMW-16-201510	SM 4500-H+B	WET/57824		
60204563031	MW-65-201510	SM 4500-H+B	WET/57824		
60204563032	MW-32R-201510	SM 4500-H+B	WET/57825		
60204563034	ITMW-4-201510	SM 4500-H+B	WET/57824		
60204563035	ITMW-12-201510	SM 4500-H+B	WET/57825		
60204563036	ITMW-14-201510	SM 4500-H+B	WET/57824		
60204563037	ITMW-11-201510	SM 4500-H+B	WET/57824		
60204563038	ITMW-13-201510	SM 4500-H+B	WET/57824		
60204563042	MW-84-201510	SM 4500-H+B	WET/57825		
60204563043	ITMW-10-201510	SM 4500-H+B	WET/57825		
60204563001	MW-90-201510	SM 4500-S-2 D	WET/57668		
60204563002	MW-22-201510	SM 4500-S-2 D	WET/57668		
60204563003	MW-88-201510	SM 4500-S-2 D	WET/57668		
60204563004	MW-39R-201510	SM 4500-S-2 D	WET/57668		
60204563006	ITMW-9-201510	SM 4500-S-2 D	WET/57668		
60204563008	ITMW-20-201510	SM 4500-S-2 D	WET/57668		
60204563010	ITMW-1-201510	SM 4500-S-2 D	WET/57668		
60204563011	MW-87-201510	SM 4500-S-2 D	WET/57668		
60204563012	MW-91-201510	SM 4500-S-2 D	WET/57668		
60204563014	MW-28-201510	SM 4500-S-2 D	WET/57668		
60204563017	MW-29-201510	SM 4500-S-2 D	WET/57668		
60204563019	ITMW-6-201510	SM 4500-S-2 D	WET/57668		
60204563021	MW-35R-201510	SM 4500-S-2 D	WET/57668		
60204563022	MW-97-201510	SM 4500-S-2 D	WET/57668		
60204563023	MW-96-201510	SM 4500-S-2 D	WET/57668		
60204563024	MW-46R-201510	SM 4500-S-2 D	WET/57668		
60204563026	IW-74-201510	SM 4500-S-2 D	WET/57668		
60204563027	MW-26-201510	SM 4500-S-2 D	WET/57668		
60204563028	MW-27-201510	SM 4500-S-2 D	WET/57668		
60204563029	MW-89-201510	SM 4500-S-2 D	WET/57668		
60204563030	ITMW-16-201510	SM 4500-S-2 D	WET/57669		
60204563031	MW-65-201510	SM 4500-S-2 D	WET/57669		
60204563032	MW-32R-201510	SM 4500-S-2 D	WET/57669		
60204563034	ITMW-4-201510	SM 4500-S-2 D	WET/57669		
60204563035	ITMW-12-201510	SM 4500-S-2 D	WET/57669		
60204563036	ITMW-14-201510	SM 4500-S-2 D	WET/57669		

REPORT OF LABORATORY ANALYSIS

This report shall not be reproduced, except in full,
without the written consent of Pace Analytical Services, Inc..

Pace Analytical Services, Inc.
9608 Loiret Blvd.
Lenexa, KS 66219
(913)599-5665

QUALITY CONTROL DATA CROSS REFERENCE TABLE

Project: FORT SMITH AR
Pace Project No.: 60204563

Lab ID	Sample ID	QC Batch Method	QC Batch	Analytical Method	Analytical Batch
60204563037	ITMW-11-201510	SM 4500-S-2 D	WET/57669		
60204563038	ITMW-13-201510	SM 4500-S-2 D	WET/57669		
60204563042	MW-84-201510	SM 4500-S-2 D	WET/57669		
60204563043	ITMW-10-201510	SM 4500-S-2 D	WET/57669		
60204563001	MW-90-201510	EPA 300.0	WETA/36331		
60204563002	MW-22-201510	EPA 300.0	WETA/36331		
60204563003	MW-88-201510	EPA 300.0	WETA/36331		
60204563004	MW-39R-201510	EPA 300.0	WETA/36336		
60204563006	ITMW-9-201510	EPA 300.0	WETA/36336		
60204563008	ITMW-20-201510	EPA 300.0	WETA/36336		
60204563010	ITMW-1-201510	EPA 300.0	WETA/36336		
60204563011	MW-87-201510	EPA 300.0	WETA/36336		
60204563012	MW-91-201510	EPA 300.0	WETA/36336		
60204563014	MW-28-201510	EPA 300.0	WETA/36350		
60204563017	MW-29-201510	EPA 300.0	WETA/36336		
60204563019	ITMW-6-201510	EPA 300.0	WETA/36336		
60204563021	MW-35R-201510	EPA 300.0	WETA/36336		
60204563022	MW-97-201510	EPA 300.0	WETA/36336		
60204563023	MW-96-201510	EPA 300.0	WETA/36350		
60204563024	MW-46R-201510	EPA 300.0	WETA/36350		
60204563026	IW-74-201510	EPA 300.0	WETA/36350		
60204563027	MW-26-201510	EPA 300.0	WETA/36350		
60204563028	MW-27-201510	EPA 300.0	WETA/36350		
60204563029	MW-89-201510	EPA 300.0	WETA/36350		
60204563030	ITMW-16-201510	EPA 300.0	WETA/36350		
60204563031	MW-65-201510	EPA 300.0	WETA/36350		
60204563032	MW-32R-201510	EPA 300.0	WETA/36350		
60204563034	ITMW-4-201510	EPA 300.0	WETA/36352		
60204563035	ITMW-12-201510	EPA 300.0	WETA/36352		
60204563036	ITMW-14-201510	EPA 300.0	WETA/36352		
60204563037	ITMW-11-201510	EPA 300.0	WETA/36352		
60204563038	ITMW-13-201510	EPA 300.0	WETA/36352		
60204563042	MW-84-201510	EPA 300.0	WETA/36352		
60204563043	ITMW-10-201510	EPA 300.0	WETA/36352		
60204563001	MW-90-201510	EPA 350.1	WETA/36373		
60204563002	MW-22-201510	EPA 350.1	WETA/36373		
60204563003	MW-88-201510	EPA 350.1	WETA/36373		
60204563004	MW-39R-201510	EPA 350.1	WETA/36373		
60204563006	ITMW-9-201510	EPA 350.1	WETA/36373		
60204563008	ITMW-20-201510	EPA 350.1	WETA/36373		
60204563010	ITMW-1-201510	EPA 350.1	WETA/36373		
60204563011	MW-87-201510	EPA 350.1	WETA/36373		
60204563012	MW-91-201510	EPA 350.1	WETA/36373		
60204563014	MW-28-201510	EPA 350.1	WETA/36375		

REPORT OF LABORATORY ANALYSIS

This report shall not be reproduced, except in full,
without the written consent of Pace Analytical Services, Inc..

Pace Analytical Services, Inc.
9608 Loiret Blvd.
Lenexa, KS 66219
(913)599-5665

QUALITY CONTROL DATA CROSS REFERENCE TABLE

Project: FORT SMITH AR
Pace Project No.: 60204563

Lab ID	Sample ID	QC Batch Method	QC Batch	Analytical Method	Analytical Batch
60204563017	MW-29-201510	EPA 350.1	WETA/36373		
60204563019	ITMW-6-201510	EPA 350.1	WETA/36373		
60204563021	MW-35R-201510	EPA 350.1	WETA/36373		
60204563022	MW-97-201510	EPA 350.1	WETA/36373		
60204563023	MW-96-201510	EPA 350.1	WETA/36373		
60204563024	MW-46R-201510	EPA 350.1	WETA/36373		
60204563026	IW-74-201510	EPA 350.1	WETA/36373		
60204563027	MW-26-201510	EPA 350.1	WETA/36373		
60204563028	MW-27-201510	EPA 350.1	WETA/36373		
60204563029	MW-89-201510	EPA 350.1	WETA/36373		
60204563030	ITMW-16-201510	EPA 350.1	WETA/36373		
60204563031	MW-65-201510	EPA 350.1	WETA/36375		
60204563032	MW-32R-201510	EPA 350.1	WETA/36375		
60204563034	ITMW-4-201510	EPA 350.1	WETA/36375		
60204563035	ITMW-12-201510	EPA 350.1	WETA/36375		
60204563036	ITMW-14-201510	EPA 350.1	WETA/36375		
60204563037	ITMW-11-201510	EPA 350.1	WETA/36375		
60204563038	ITMW-13-201510	EPA 350.1	WETA/36375		
60204563042	MW-84-201510	EPA 350.1	WETA/36375		
60204563043	ITMW-10-201510	EPA 350.1	WETA/36375		
60204563001	MW-90-201510	EPA 353.2	WETA/36268		
60204563002	MW-22-201510	EPA 353.2	WETA/36268		
60204563003	MW-88-201510	EPA 353.2	WETA/36268		
60204563004	MW-39R-201510	EPA 353.2	WETA/36268		
60204563006	ITMW-9-201510	EPA 353.2	WETA/36268		
60204563008	ITMW-20-201510	EPA 353.2	WETA/36269		
60204563010	ITMW-1-201510	EPA 353.2	WETA/36268		
60204563011	MW-87-201510	EPA 353.2	WETA/36268		
60204563012	MW-91-201510	EPA 353.2	WETA/36268		
60204563014	MW-28-201510	EPA 353.2	WETA/36269		
60204563017	MW-29-201510	EPA 353.2	WETA/36268		
60204563019	ITMW-6-201510	EPA 353.2	WETA/36268		
60204563021	MW-35R-201510	EPA 353.2	WETA/36268		
60204563022	MW-97-201510	EPA 353.2	WETA/36268		
60204563023	MW-96-201510	EPA 353.2	WETA/36268		
60204563024	MW-46R-201510	EPA 353.2	WETA/36268		
60204563026	IW-74-201510	EPA 353.2	WETA/36268		
60204563027	MW-26-201510	EPA 353.2	WETA/36268		
60204563028	MW-27-201510	EPA 353.2	WETA/36268		
60204563029	MW-89-201510	EPA 353.2	WETA/36268		
60204563030	ITMW-16-201510	EPA 353.2	WETA/36269		
60204563031	MW-65-201510	EPA 353.2	WETA/36269		
60204563032	MW-32R-201510	EPA 353.2	WETA/36269		
60204563034	ITMW-4-201510	EPA 353.2	WETA/36269		
60204563035	ITMW-12-201510	EPA 353.2	WETA/36269		

This report shall not be reproduced, except in full,
without the written consent of Pace Analytical Services, Inc..

Pace Analytical Services, Inc.
9608 Loiret Blvd.
Lenexa, KS 66219
(913)599-5665

QUALITY CONTROL DATA CROSS REFERENCE TABLE

Project: FORT SMITH AR
Pace Project No.: 60204563

Lab ID	Sample ID	QC Batch Method	QC Batch	Analytical Method	Analytical Batch
60204563036	ITMW-14-201510	EPA 353.2	WETA/36269		
60204563037	ITMW-11-201510	EPA 353.2	WETA/36269		
60204563038	ITMW-13-201510	EPA 353.2	WETA/36269		
60204563042	MW-84-201510	EPA 353.2	WETA/36269		
60204563043	ITMW-10-201510	EPA 353.2	WETA/36269		
60204563001	MW-90-201510	EPA 365.4	WETA/36356		
60204563002	MW-22-201510	EPA 365.4	WETA/36356		
60204563003	MW-88-201510	EPA 365.4	WETA/36356		
60204563004	MW-39R-201510	EPA 365.4	WETA/36356		
60204563006	ITMW-9-201510	EPA 365.4	WETA/36356		
60204563008	ITMW-20-201510	EPA 365.4	WETA/36357		
60204563010	ITMW-1-201510	EPA 365.4	WETA/36357		
60204563011	MW-87-201510	EPA 365.4	WETA/36357		
60204563012	MW-91-201510	EPA 365.4	WETA/36357		
60204563014	MW-28-201510	EPA 365.4	WETA/36357		
60204563017	MW-29-201510	EPA 365.4	WETA/36357		
60204563019	ITMW-6-201510	EPA 365.4	WETA/36357		
60204563021	MW-35R-201510	EPA 365.4	WETA/36357		
60204563022	MW-97-201510	EPA 365.4	WETA/36357		
60204563023	MW-96-201510	EPA 365.4	WETA/36357		
60204563024	MW-46R-201510	EPA 365.4	WETA/36363		
60204563026	IW-74-201510	EPA 365.4	WETA/36363		
60204563027	MW-26-201510	EPA 365.4	WETA/36363		
60204563028	MW-27-201510	EPA 365.4	WETA/36363		
60204563029	MW-89-201510	EPA 365.4	WETA/36363		
60204563030	ITMW-16-201510	EPA 365.4	WETA/36363		
60204563031	MW-65-201510	EPA 365.4	WETA/36363		
60204563032	MW-32R-201510	EPA 365.4	WETA/36363		
60204563034	ITMW-4-201510	EPA 365.4	WETA/36363		
60204563035	ITMW-12-201510	EPA 365.4	WETA/36363		
60204563036	ITMW-14-201510	EPA 365.4	WETA/36363		
60204563037	ITMW-11-201510	EPA 365.4	WETA/36363		
60204563038	ITMW-13-201510	EPA 365.4	WETA/36363		
60204563042	MW-84-201510	EPA 365.4	WETA/36363		
60204563043	ITMW-10-201510	EPA 365.4	WETA/36363		
60204563001	MW-90-201510	SM 4500-CO2 D	WETA/36422		
60204563002	MW-22-201510	SM 4500-CO2 D	WETA/36422		
60204563003	MW-88-201510	SM 4500-CO2 D	WETA/36422		
60204563004	MW-39R-201510	SM 4500-CO2 D	WETA/36422		
60204563006	ITMW-9-201510	SM 4500-CO2 D	WETA/36422		
60204563008	ITMW-20-201510	SM 4500-CO2 D	WETA/36422		
60204563010	ITMW-1-201510	SM 4500-CO2 D	WETA/36422		
60204563011	MW-87-201510	SM 4500-CO2 D	WETA/36422		
60204563012	MW-91-201510	SM 4500-CO2 D	WETA/36422		
60204563014	MW-28-201510	SM 4500-CO2 D	WETA/36422		
60204563017	MW-29-201510	SM 4500-CO2 D	WETA/36422		
60204563019	ITMW-6-201510	SM 4500-CO2 D	WETA/36422		

This report shall not be reproduced, except in full,
without the written consent of Pace Analytical Services, Inc..

Pace Analytical Services, Inc.
9608 Loiret Blvd.
Lenexa, KS 66219
(913)599-5665

QUALITY CONTROL DATA CROSS REFERENCE TABLE

Project: FORT SMITH AR
Pace Project No.: 60204563

Lab ID	Sample ID	QC Batch Method	QC Batch	Analytical Method	Analytical Batch
60204563021	MW-35R-201510	SM 4500-CO2 D	WETA/36422		
60204563022	MW-97-201510	SM 4500-CO2 D	WETA/36422		
60204563023	MW-96-201510	SM 4500-CO2 D	WETA/36422		
60204563024	MW-46R-201510	SM 4500-CO2 D	WETA/36422		
60204563026	IW-74-201510	SM 4500-CO2 D	WETA/36422		
60204563027	MW-26-201510	SM 4500-CO2 D	WETA/36422		
60204563028	MW-27-201510	SM 4500-CO2 D	WETA/36423		
60204563029	MW-89-201510	SM 4500-CO2 D	WETA/36423		
60204563030	ITMW-16-201510	SM 4500-CO2 D	WETA/36423		
60204563031	MW-65-201510	SM 4500-CO2 D	WETA/36423		
60204563032	MW-32R-201510	SM 4500-CO2 D	WETA/36423		
60204563034	ITMW-4-201510	SM 4500-CO2 D	WETA/36423		
60204563035	ITMW-12-201510	SM 4500-CO2 D	WETA/36423		
60204563036	ITMW-14-201510	SM 4500-CO2 D	WETA/36423		
60204563037	ITMW-11-201510	SM 4500-CO2 D	WETA/36423		
60204563038	ITMW-13-201510	SM 4500-CO2 D	WETA/36423		
60204563042	MW-84-201510	SM 4500-CO2 D	WETA/36423		
60204563043	ITMW-10-201510	SM 4500-CO2 D	WETA/36423		
60204563001	MW-90-201510	SM 5310C	WETA/36300		
60204563002	MW-22-201510	SM 5310C	WETA/36300		
60204563003	MW-88-201510	SM 5310C	WETA/36300		
60204563004	MW-39R-201510	SM 5310C	WETA/36300		
60204563006	ITMW-9-201510	SM 5310C	WETA/36300		
60204563008	ITMW-20-201510	SM 5310C	WETA/36359		
60204563010	ITMW-1-201510	SM 5310C	WETA/36300		
60204563011	MW-87-201510	SM 5310C	WETA/36300		
60204563012	MW-91-201510	SM 5310C	WETA/36300		
60204563014	MW-28-201510	SM 5310C	WETA/36360		
60204563017	MW-29-201510	SM 5310C	WETA/36359		
60204563019	ITMW-6-201510	SM 5310C	WETA/36359		
60204563021	MW-35R-201510	SM 5310C	WETA/36359		
60204563022	MW-97-201510	SM 5310C	WETA/36359		
60204563023	MW-96-201510	SM 5310C	WETA/36359		
60204563024	MW-46R-201510	SM 5310C	WETA/36359		
60204563026	IW-74-201510	SM 5310C	WETA/36359		
60204563027	MW-26-201510	SM 5310C	WETA/36359		
60204563028	MW-27-201510	SM 5310C	WETA/36359		
60204563029	MW-89-201510	SM 5310C	WETA/36359		
60204563030	ITMW-16-201510	SM 5310C	WETA/36359		
60204563031	MW-65-201510	SM 5310C	WETA/36359		
60204563032	MW-32R-201510	SM 5310C	WETA/36359		
60204563034	ITMW-4-201510	SM 5310C	WETA/36359		
60204563035	ITMW-12-201510	SM 5310C	WETA/36359		
60204563036	ITMW-14-201510	SM 5310C	WETA/36359		
60204563037	ITMW-11-201510	SM 5310C	WETA/36359		
60204563038	ITMW-13-201510	SM 5310C	WETA/36359		

This report shall not be reproduced, except in full,
without the written consent of Pace Analytical Services, Inc..

Pace Analytical Services, Inc.
9608 Loiret Blvd.
Lenexa, KS 66219
(913)599-5665

QUALITY CONTROL DATA CROSS REFERENCE TABLE

Project: FORT SMITH AR
Pace Project No.: 60204563

Lab ID	Sample ID	QC Batch Method	QC Batch	Analytical Method	Analytical Batch
60204563042	**MW-84-201510**	SM 5310C	WETA/36359		
60204563043	**ITMW-10-201510**	SM 5310C	WETA/36360		

This report shall not be reproduced, except in full,
without the written consent of Pace Analytical Services, Inc..

Pace Analytical
www.pacelabs.com

Sample Condition Upon Receipt

WO# : 60204563

60204563

Client Name: Environ

Optional
Proj Due Date:
Proj Name:

Courier: FedEx ☐ UPS ☐ VIA ☑ Clay ☐ PEX ☐ ECI ☐ Pace ☐ Other ☐ Client ☐

Tracking #: _____ Pace Shipping Label Used? Yes ☐ No ☑

Custody Seal on Cooler/Box Present: Yes ☑ No ☐ Seals intact: Yes ☑ No ☐

Packing Material: Bubble Wrap ☐ Bubble Bags ☑ Foam ☐ None ☐ Other ☐

Thermometer Used: CF +0.6 T-239 / CF +0.6 T-262 **Type of Ice:** (Wet) Blue None ☐ Samples received on ice, cooling process has begun.

Cooler Temperature: 4.1/2.2/4.7/2.2/1.0/2.4/1.7/2.3 (circle one)

Temperature should be above freezing to 6°C

Date and initials of person examining contents:

Chain of Custody present:	☑Yes	☐No	☐N/A	1. TB-13
Chain of Custody filled out:	☑Yes	☐No	☐N/A	2. MW-27, MW-26, IW-74, MW-89
Chain of Custody relinquished:	☑Yes	☐No	☐N/A	3. TB-14
Sampler name & signature on COC:	☑Yes	☐No	☐N/A	4. ITMW-1, ETMW-9, MW-87, ITMW-20
Samples arrived within holding time:	☑Yes	☐No	☐N/A	5.
Short Hold Time analyses (<72hr):	☑Yes	☐No	☐N/A	6. Fe2+ NO2 NO3 pH
Rush Turn Around Time requested:	☐Yes	☑No	☐N/A	7.
Sufficient volume:	☑Yes	☐No	☐N/A	8. TB-15
Correct containers used:	☑Yes	☐No	☐N/A	MW-28, MW-91, ITMW-6, MW-29
Pace containers used:	☑Yes	☐No	☐N/A	9. TB-16
Containers intact:	☑Yes	☐No	☐N/A	10. MW-96, MW-46R, MW-35R, MW97
Unpreserved 5035A soils frozen w/in 48hrs?	☐Yes	☐No	☑N/A	11. TB-17
Filtered volume received for dissolved tests?	☐Yes	☐No	☑N/A	12. MW-65, MW-32R, ITMW-16, ETMW-4
Sample labels match COC:	☑Yes	☐No	☐N/A	TB-18 ITMW-13, ITMW-12, ITMW-14, ITMW-11
Includes date/time/ID/analyses Matrix: WT				13.
All containers needing preservation have been checked.	☑Yes	☐No	☐N/A	TB-03 MW-84, ITMW-10
All containers needing preservation are found to be in compliance with EPA recommendation.	☑Yes	☐No	☐N/A	14.
Exceptions: ~~VOA~~, Coliform, O&G, WI-DRO (water)	☐Yes	☐No		Initial when completed / Lot # of added preservative
Trip Blank present:	☑Yes	☐No	☐N/A	Extra TB on listed on COC. extra MS
Pace Trip Blank lot # (if purchased): Oct 05 2015				15. Samples 1,2,3 and 4 received with TB.
Headspace in VOA vials (>6mm):	☐Yes	☐No	☐N/A	16.
Project sampled in USDA Regulated Area:	☐Yes	☐No	☐N/A	17. List State:
Additional labels attached to 5035A vials in the field?	☐Yes	☐No	☐N/A	18.

Client Notification/ Resolution: Copy COC to Client? Y / (N) Field Data Required? Y / (N)

Person Contacted: _____ Date/Time: _____

Comments/ Resolution: Emailed Wendy about extra set of trip blanks not on COC.

Project Manager Review: DMK Date: 10/9/15

Pace Analytical
www.pacelabs.com

CHAIN-OF-CUSTODY / Analytical Request Document

The Chain-of-Custody is a LEGAL DOCUMENT. All relevant fields must be completed accurately.

Section A Required Client Information:		Section B Required Project Information:		Section C Invoice Information:	
Company:	Environ	Report To:	Wendy Stonestreet	Attention:	Tammy Gleason
Address:	7500 College Blvd., Ste. 925	Copy To:	Tammy Gleason	Company Name:	Environ
	Overland Park, KS 66210			Address:	250 Monroe Ave. NW Grand Rapids
Email To:	wstonestreet@environcorp.com	Purchase Order No.:	NA	Pace Quote Reference:	Michigan, 49503
Phone:	913-553-5926 Fax:	Project Name:	Fort Smith, AR	Pace Project Manager:	Colleen Clyne
Requested Due Date/TAT:		Project Number:		Pace Profile #:	7444, line 1

REGULATORY AGENCY

☐ NPDES ☐ GROUND WATER ☐ DRINKING WATER
☐ UST ☐ RCRA ☑ OTHER ADEQ

Site Location STATE: AR

Section D Required Client Information

SAMPLE ID (A-Z, 0-9 / ,-) Sample IDs MUST BE UNIQUE

Valid Matrix Codes

MATRIX	CODE
DRINKING WATER	DW
WATER	WT
WASTE WATER	WW
PRODUCT	P
SOIL/SOLID	SL
OIL	OL
WIPE	WP
AIR	AR
OTHER	OT
TISSUE	TS

Requested Analysis Filtered (Y/N)

ITEM #	SAMPLE ID	MATRIX CODE (see valid codes to left)	SAMPLE TYPE (G=GRAB C=COMP)	COLLECTED: COMPOSITE START DATE	COMPOSITE START TIME	COMPOSITE END/GRAB DATE	COMPOSITE END/GRAB TIME	SAMPLE TEMP AT COLLECTION	# OF CONTAINERS	Preservatives: Unpreserved	H_2SO_4	HNO_3	HCl	NaOH	$Na_2S_2O_3$	Methanol	Other	Analysis Test Y/N: 8260 VOCs	Alkalinity	TOC	Chloride, Sulfate	8015 Chloroethanol (Pace Dallas)	6010-Iron/Mn	Ferric Iron calc. (send field Ferrous)	Ammonia	Nitrate+Nitrite	Total Phosphate (Pace Dallas)	Sulfide	CO2 Calc (Alkalinity +pH)	Residual Chlorine (Y/N)	Pace Project No./ Lab I.D.
																													60204563
1	MW-90-201510 (1BP3U 1AG3S 2B P3S 1BP3N)	WT	G			10/7/15	1510		14	X	X	X	X	X	1B	P3Z	1H	X	X	X	X	X	X	X	X	X	X	X	N	MS/MSD 3D64H 6D64H
2	MW-22-201510	WT	G			10/7/15	1035		11	X	X	X	X	X				X	X	X	X	X	X	X	X	X	X	X	N	3D64H
3	MW-88-201510	WT	G			10/7/15	1230		11	X	X	X	X	X				X	X	X	X	X	X	X	X	X	X	X	N	
4	MW-39R-201510	WT	G			10/7/15	0900		11	X	X	X	X	X				X	X	X	X	X	X	X	X	X	X	X	N	
5	TB-13-201510	WT	G			10/7/15	—		3				X					X											N	2D64H
6	ITMW-9-201510	WT	G			10/7/15	1259		11	X	X	X	X	X				X	X	X	X	X	X	X	X	X	X	X	N	3D64H
7	DUP-09-201510	WT	G			10/7/15	1259		3				X					X											N	
8	ITMW-20-201510	WT	G			10/7/15	1350		14	X	X	X	X	X				X	X	X	X	X	X	X	X	X	X	X	N	MS/MSD 6D64H
9	TB-14-201510	WT	G			10/7/15	—		3				X					X											N	2D64H
10	ITMW-1-201510	WT	G			10/7/15	1360		11	X	X	X	X	X				X	X	X	X	X	X	X	X	X	X	X	N	3D64H
11	MW-87-201510	WT	G			10/7/15	1537		11	X	X	X	X	X				X	X	X	X	X	X	X	X	X	X	X	N	
12	MW-91-201510	WT	G			10/7/15	1643		11	X	X	X	X	X				X	X	X	X	X	X	X	X	X	X	X	N	

ADDITIONAL COMMENTS	RELINQUISHED BY / AFFILIATION	DATE	TIME	ACCEPTED BY / AFFILIATION	DATE	TIME	SAMPLE CONDITIONS
Level IV data package required	Wendy Stonestreet/ENVIRON	10/7/15	1900		10/8/15	1045	4.1/2.2
							4.7/2.2
							1.0/2.4
							1.7/2.3

SAMPLER NAME AND SIGNATURE			Temp in °C	Received on Ice (Y/N)	Custody Sealed Cooler (Y/N)	Samples Intact (Y/N)
PRINT Name of SAMPLER:	Wendy Stonestreet					
SIGNATURE of SAMPLER:	Wendy Stonestreet	DATE Signed (MM/DD/YY): 10/7/15				

"Important Note: By signing this form you are accepting Pace's NET 30 day payment terms and agreeing to late charges of 1.5% per month for any invoices not paid within 30 days.

Pace Analytical
www.pacelabs.com

CHAIN-OF-CUSTODY / Analytical Request Document

The Chain-of-Custody is a LEGAL DOCUMENT. All relevant fields must be completed accurately.

Section A Required Client Information:		Section B Required Project Information:		Section C Invoice Information:	
Company:	Environ	Report To:	Wendy Stonestreet	Attention:	Tammy Gleason
Address:	7500 College Blvd., Ste. 925	Copy To:	Tammy Gleason	Company Name:	Environ
	Overland Park, KS 66210			Address:	250 Monroe Ave. NW Grand Rapids
Email To:	wstonestreet@environcorp.com	Purchase Order No.:	NA	Pace Quote Reference:	Michigan, 49503
Phone:	913-553-5926 Fax:	Project Name:	Fort Smith, AR	Pace Project Manager:	Colleen Clyne
Requested Due Date/TAT:		Project Number:		Pace Profile #:	7444, line 1

REGULATORY AGENCY

☐ NPDES ☐ GROUND WATER ☐ DRINKING WATER
☐ UST ☐ RCRA ☑ OTHER ADEQ

Site Location STATE: AR

Requested Analysis Filtered (Y/N)

Section D Required Client Information

SAMPLE ID
(A-Z, 0-9 / ,-)
Sample IDs MUST BE UNIQUE

Valid Matrix Codes

MATRIX	CODE
DRINKING WATER	DW
WATER	WT
WASTE WATER	WW
PRODUCT	P
SOIL/SOLID	SL
OIL	OL
WIPE	WP
AIR	AR
OTHER	OT
TISSUE	TS

ITEM #	SAMPLE ID	MATRIX CODE (see valid codes to left)	SAMPLE TYPE (G=GRAB C=COMP)	COLLECTED COMPOSITE START DATE	COMPOSITE START TIME	COMPOSITE END/GRAB DATE	COMPOSITE END/GRAB TIME	SAMPLE TEMP AT COLLECTION	# OF CONTAINERS	Preservatives: Unpreserved	H_2SO_4	HNO_3	HCl	NaOH	$Na_2S_2O_3$	Methanol	Other	Analysis Test Y/N: 8260 VOCs	Alkalinity	TOC	Chloride, Sulfate	8015 Chloroethanol (Pace Dallas)	6010-Iron/Mn	Ferric Iron calc. (send field Ferrous)	Ammonia	Nitrate+Nitrite	Total Phosphate (Pace Dallas)	Sulfide	CO2 Calc (Alkalinity +pH)	Residual Chlorine (Y/N)	Pace Project No./ Lab I.D.
1	DUP-08-201510	WT	G			10/7/15	1643		3				X					X											N	30694H 003
2	MW-28-201510 1803u 1AG33 2-0 1AP35 2-0 1BP2N 2-0	WT	G			10/7/15	1550		14	X	X	X	X	X	1BP32		1L0	X	X	X	X	X	X	X	X	X	X	X	N	MS/MSD 30694H 6D69AH 004
3	EB-03-201510	WT	G			10/7/15	1725		3				X					X											N	30694H 005
4	EB-08-201510	WT	G			10/7/15	1730		3				X					X											N	↓ 006
5	MW-29-201510	WT	G			10/7/15	1600		11	X	X	X	X	X		↓		X	X	X	X	X	X	X	X	X	X	X	N	↓ 007
6	TB-15-201510	WT	G			10/7/15	—		3				X					X											N	2D69H 008
7	ITMW-6-201510	WT	G			10/7/15	1545		14	X	X	X	X	X		↓		X	X	X	X	X	X	X	X	X	X	X	N	6D69H 009
8	TB-16-201510	WT	G			10/7/15	—		3				X					X											N	2D69H 010
9	MW-35R-201510	WT	G	30694H	30THR	10/7/15	955		11	X	X	X		X		↓	X	X	X	X	X	X	X	X	X	X	X	X	N	VOCs 7 day hold time 011
10	MW-97-201510	WT	G			10/7/15	1013		11	X	X	X	X	X				X	X	X	X	X	X	X	X	X	X	X	N	30694H 30694H 012
11	MW-96-201510	WT	G			10/7/15	0830		11	X	X	X	X	X				X	X	X	X	X	X	X	X	X	X	X	N	↓ 013
12	MW-46R-201510	WT	G			10/7/15	0900		11	X	X	X	X	X		↓		X	X	X	X	X	X	X	X	X	X	X	N	↓ 014

ADDITIONAL COMMENTS	RELINQUISHED BY / AFFILIATION	DATE	TIME	ACCEPTED BY / AFFILIATION	DATE	TIME	SAMPLE CONDITIONS			
Level IV data package required	Wendy Stonestreet / ENVIRON	10/7/15	1700	[signature]	10/8/15	1045	4.1/2.2	X	X	X
							4.7b.2			
							4.0/2.4			
							1.7/2.3			
							Temp in °C	Received on Ice (Y/N)	Custody Sealed Cooler (Y/N)	Samples Intact (Y/N)

SAMPLER NAME AND SIGNATURE

PRINT Name of SAMPLER: Wendy Stonestreet

SIGNATURE of SAMPLER: Wendy Stonestreet DATE Signed (MM/DD/YY): 10/7/15

*Important Note: By signing this form you are accepting Pace's NET 30 day payment terms and agreeing to late charges of 1.5% per month for any invoices not paid within 30 days.

CHAIN-OF-CUSTODY / Analytical Request Document

The Chain-of-Custody is a LEGAL DOCUMENT. All relevant fields must be completed accurately.

Pace Analytical
www.pacelabs.com

Section A Required Client Information:

Company:	Environ
Address:	7500 College Blvd., Ste. 925
	Overland Park, KS 66210
Email To:	wstonestreet@environcorp.com
Phone: 913-553-5926	Fax:
Requested Due Date/TAT:	

Section B Required Project Information:

Report To:	Wendy Stonestreet
Copy To:	Tammy Gleason
Purchase Order No.:	NA
Project Name:	Fort Smith, AR
Project Number:	

Section C Invoice Information:

Attention:	Tammy Gleason
Company Name:	Environ
Address:	250 Monroe Ave. NW Grand Rapids
Pace Quote Reference:	Michigan, 49503
Pace Project Manager:	Colleen Clyne
Pace Profile #:	7444, line 1

REGULATORY AGENCY

☐ NPDES ☐ GROUND WATER ☐ DRINKING WATER
☐ UST ☐ RCRA ☑ OTHER ADEQ

Site Location STATE: AR

Section D Required Client Information

SAMPLE ID (A-Z, 0-9 / ,-) Sample IDs MUST BE UNIQUE

Valid Matrix Codes: DRINKING WATER DW; WATER WT; WASTE WATER WW; PRODUCT P; SOIL/SOLID SL; OIL OL; WIPE WP; AIR AR; OTHER OT; TISSUE TS

Requested Analysis Filtered (Y/N)

ITEM #	SAMPLE ID	MATRIX CODE (see valid codes to left)	SAMPLE TYPE (G=GRAB C=COMP)	COLLECTED COMPOSITE START DATE	COMPOSITE START TIME	COMPOSITE END/GRAB DATE	COMPOSITE END/GRAB TIME	SAMPLE TEMP AT COLLECTION	# OF CONTAINERS	Preservatives: Unpreserved	H_2SO_4	HNO_3	HCl	NaOH	$Na_2S_2O_3$	Methanol	Other	Analysis Test Y/N: 8260 VOCs	Alkalinity	TOC	Chloride, Sulfate	8015 Chloroethanol (Pace Dallas)	6010-Iron/Mn	Ferric Iron calc. (send field Ferrous)	Ammonia	Nitrate+Nitrite	Total Phosphate (Pace Dallas)	Sulfide	CO2 Calc (Alkalinity +pH)	Residual Chlorine (Y/N)	Pace Project No./ Lab I.D.
1	DUP-10-201510	WT	G			10/7/15	1255		3				X					X											N	3D64H 045
2	MW-74-201510	WT	G			10/7/15	1255		11	X	X	X	X	X		1B3U 2-0	1B3Z 2-0	11-0	X	X	X	X	X	X	X	X	X	X	X	X	N	3D64U 046
3	MW-26-201510	WT	G			10/7/15	1145		11	X	X	X	X	X					X	X	X	X	X	X	X	X	X	X	X	X	N	047
4	MW-27-201510	WT	G			10/7/15	1412		11	X	X	X	X	X					X	X	X	X	X	X	X	X	X	X	X	X	N	048
5	MW-89-201510	WT	G			10/7/15	1157		11	X	X	X	X	X					X	X	X	X	X	X	X	X	X	X	X	X	N	049
6	ITMW-16-201510	WT	G			10/7/15	1200		11	X	X	X	X	X					X	X	X	X	X	X	X	X	X	X	X	X	N	050
7	MW-65-201510	WT	G	3D64U	30THR	10/7/15	0940		11	X	X	X	Ø	X			X		X	X	X	X	X	X	X	X	X	X	X	X	N	VOCs 7 day hold time 051
8	MW-32R-201510	WT	G			10/7/15	1720		11	X	X	X	X	X					X	X	X	X	X	X	X	X	X	X	X	X	N	3D64U 3D64H 052
9	TB-17-201510	WT	G			10/7/15	—		3				X						X												N	2D64H 053
10	ITMW-4-201510	WT	G			10/7/15	1330		11	X	X	X	X	X					X	X	X	X	X	X	X	X	X	X	X	X	N	pH>10 054
11	ITMW-12-201510	WT	G	↓	↓	10/7/15	1530		11	X	X	X		X				X	X	X	X	X	X	X	X	X	X	X	X	X	N	VOCs 7 day hold time 055
12	ITMW-14-201510	WT	G			10/7/15	1310		11	X	X	X	X	X					X	X	X	X	X	X	X	X	X	X	X	X	N	3D64U 3D64H 056

ADDITIONAL COMMENTS	RELINQUISHED BY / AFFILIATION	DATE	TIME	ACCEPTED BY / AFFILIATION	DATE	TIME
Level IV data package required	Wendy Stonestreet ENVIRO	10/7/15	1900	[illegible]	10/8/15	1045

SAMPLE CONDITIONS

Temp in °C	Received on Ice (Y/N)	Custody Sealed Cooler (Y/N)	Samples Intact (Y/N)
4.1/2.2	Y	Y	Y
4.7/2.2			
1.0/2.4			
1.7/2.3			

SAMPLER NAME AND SIGNATURE

PRINT Name of SAMPLER: Wendy Stonestreet

SIGNATURE of SAMPLER: Wendy Stonestreet DATE Signed (MM/DD/YY): 10/7/15

*Important Note: By signing this form you are accepting Pace's NET 30 day payment terms and agreeing to late charges of 1.5% per month for any invoices not paid within 30 days.

CHAIN-OF-CUSTODY / Analytical Request Document

The Chain-of-Custody is a LEGAL DOCUMENT. All relevant fields must be completed accurately.

Pace Analytical
www.pacelabs.com

Section A Required Client Information:		Section B Required Project Information:		Section C Invoice Information:	
Company:	Environ	Report To:	Wendy Stonestreet	Attention:	Tammy Gleason
Address:	7500 College Blvd., Ste. 925	Copy To:	Tammy Gleason	Company Name:	Environ
	Overland Park, KS 66210			Address:	250 Monroe Ave. NW Grand Rapids
Email To:	wstonestreet@environcorp.com	Purchase Order No.:	NA	Pace Quote Reference:	Michigan, 49503
Phone:	913-553-5926 Fax:	Project Name:	Fort Smith, AR	Pace Project Manager:	Colleen Clyne
Requested Due Date/TAT:		Project Number:		Pace Profile #:	7444, line 1

REGULATORY AGENCY

☐ NPDES ☐ GROUND WATER ☐ DRINKING WATER
☐ UST ☐ RCRA ☑ OTHER ADEQ

Site Location STATE: AR

Section D Required Client Information

Valid Matrix Codes

MATRIX	CODE
DRINKING WATER	DW
WATER	WT
WASTE WATER	WW
PRODUCT	P
SOIL/SOLID	SL
OIL	OL
WIPE	WP
AIR	AR
OTHER	OT
TISSUE	TS

SAMPLE ID
(A-Z, 0-9 / ,-)
Sample IDs MUST BE UNIQUE

Requested Analysis Filtered (Y/N)

ITEM #	SAMPLE ID	MATRIX CODE (see valid codes to left)	SAMPLE TYPE (G=GRAB C=COMP)	COLLECTED: COMPOSITE START DATE	COMPOSITE START TIME	COMPOSITE END/GRAB DATE	COMPOSITE END/GRAB TIME	SAMPLE TEMP AT COLLECTION	# OF CONTAINERS	Preservatives: Unpreserved	H_2SO_4	HNO_3	HCl	NaOH	$Na_2S_2O_3$	Methanol	Other	Analysis Test Y/N	8260 VOCs	Alkalinity	TOC	Chloride, Sulfate	8015 Chloroethanol (Pace Dallas)	6010-Iron/Mn	Ferric Iron calc. (send field Ferrous)	Ammonia	Nitrate+Nitrite	Total Phosphate (Pace Dallas)	Sulfide	CO2 Calc (Alkalinity +pH)	Residual Chlorine (Y/N)	Pace Project No./ Lab I.D.
1	ITMW-11-201510 (1BP3U 1AG3U 2-0 1BP3S 2-0 1BP1SN 2-0)	WT	G			10/7/15	1110		11	X	X	X	X	X	1B				X	X	X	X	X	X	X	X	X	N	3D69H 3D69H 037
2	ITMW-13-201510 ↓ ↓ ↓ ↓	WT	G			10/7/15	910		11	X	X	X	X	X		↓			X	X	X	X	X	X	X	X	X	X	N	↓ ↓ 038
3	DUP-01-201510	WT	G			10/7/15	910		3				X						X									N	↓ 039
4	TB-18-201510	WT	G			10/7/15	—		3				X						X									N	pu 10/8 2D69H 040
5	TB-03-201510	WT	G			10/7/15	—		3				X						X									N	2D69H ~~3D69H 041~~
6	MW-84-201510 3D69HR ↓ ↓ ↓	WT	G	5D69H	36THR	10/7/15	1750		11	X	X	X	X	X		↓	X		X	X	X	X	X	X	X	X	X	X	N	VOCs 7 day hold time 042
7	ITMW-10-201510 ↓ ↓ ↓ ↓	WT	G			10/7/15	1710		11	X	X	X	X	X		↓			X	X	X	X	X	X	X	X	X	X	N	3D69H 3D69H 043
8	DUP-04-201510	WT	G			10/7/15	1710		3				X						X										↓ 044
9																														
10																														
11																														
12																														

ADDITIONAL COMMENTS	RELINQUISHED BY / AFFILIATION	DATE	TIME	ACCEPTED BY / AFFILIATION	DATE	TIME	SAMPLE CONDITIONS			
Level IV data package required	Wendy Stonestreet/ENVIRON	10/7/15	1900	[signature]/PACE	10/8/15	1045	4.1/2-2	Y	Y	Y
							4.4/2-2			
							1.6/2-4			
							1.7/2-3			

SAMPLER NAME AND SIGNATURE

PRINT Name of SAMPLER: Wendy Stonestreet

SIGNATURE of SAMPLER: Wendy Stonestreet DATE Signed (MM/DD/YY): 10/7/15

Temp in °C | Received on Ice (Y/N) | Custody Sealed Cooler (Y/N) | Samples Intact (Y/N)

*Important Note: By signing this form you are accepting Pace's NET 30 day payment terms and agreeing to late charges of 1.5% per month for any invoices not paid within 30 days.

Chain of Custody -

WO# : 7532159

7532159

Pace Analytical®
www.pacelabs.com

Workorder: 60204563 **Workorder Name:** FORT SMITH AR **Owner Received Date:** 10/8/2015 **Results Requested By:** 10/20/2015

Report To	Subcontract To
Colleen Clyne Pace Analytical Services, Inc. 9608 Loiret Blvd. Lenexa, KS 66219 Phone (913)599-5665 Fax (913)599-1759	Pace Analytical Dallas 400 West Bethany Drive Suite 190 Allen, TX 75013 Phone (972)727-1123

Item	Sample ID	Sample Type	Collect Date/Time	Lab ID	Matrix	Preserved Containers: DG9U	Requested Analysis: 8015 Chloroethanol	LAB USE ONLY
1	MW-90-201510	RQS	10/7/2015 15:10	60204563001	Water	3	X	001
2	MW-22-201510	PS	10/7/2015 10:35	60204563002	Water	3	X	002
3	MW-88-201510	PS	10/7/2015 12:30	60204563003	Water	3	X	003
4	MW-39R-201510	PS	10/7/2015 09:00	60204563004	Water	3	X	004
5	ITMW-9-201510	PS	10/7/2015 12:59	60204563006	Water	3	X	005
6	ITMW-20-201510	RQS	10/7/2015 13:50	60204563008	Water	3	X	006
7	ITMW-1-201510	PS	10/7/2015 13:50	60204563010	Water	3	X	007
8	MW-87-201510	PS	10/7/2015 15:37	60204563011	Water	3	X	008
9	MW-91-201510	PS	10/7/2015 16:43	60204563012	Water	3	X	009
10	MW-28-201510	RQS	10/7/2015 15:50	60204563014	Water	3	X	010
11	MW-29-201510	PS	10/7/2015 16:00	60204563017	Water	3	X	011
12	ITMW-6-201510	PS	10/7/2015 15:45	60204563019	Water	3	X	012
13	MW-35R-201510	PS	10/7/2015 09:55	60204563021	Water	3	X	013
14	MW-97-201510	PS	10/7/2015 10:13	60204563022	Water	3	X	014
15	MW-96-201510	PS	10/7/2015 08:30	60204563023	Water	3	X	015
16	MW-46R-201510	PS	10/7/2015 09:00	60204563024	Water	3	X	016
17	IW-74-201510	PS	10/7/2015 12:55	60204563026	Water	3	X	017
18	MW-26-201510	PS	10/7/2015 11:45	60204563027	Water	3	X	018
19	MW-27-201510	PS	10/7/2015 14:12	60204563028	Water	3	X	019

Chain of Custody

Pace Analytical®
www.pacelabs.com

Workorder: 60204563 **Workorder Name:** FORT SMITH AR **Owner Received Date:** 10/8/2015 **Results Requested By:** 10/20/2015

Report To	Subcontract To
Colleen Clyne Pace Analytical Services, Inc. 9608 Loiret Blvd. Lenexa, KS 66219 Phone (913)599-5665 Fax (913)599-1759	Pace Analytical Dallas 400 West Bethany Drive Suite 190 Allen, TX 75013 Phone (972)727-1123

Requested Analysis

Item	Sample ID	Sample Type	Collect Date/Time	Lab ID	Matrix	Preserved Containers: DG9U	8015 Chloroethanol	LAB USE ONLY
20	MW-89-201510	PS	10/7/2015 11:57	60204563029	Water	3	~~X~~ 10/8/15	020
21	ITMW-16-201510	PS	10/7/2015 12:00	60204563030	Water	3	X	021
22	MW-65-201510	PS	10/7/2015 09:40	60204563031	Water	3	X	022
23	MW-32R-201510	PS	10/7/2015 17:20	60204563032	Water	3	X	023
24	ITMW-4-201510	PS	10/7/2015 13:30	60204563034	Water	3	X	024
25	ITMW-12-201510	PS	10/7/2015 15:30	60204563035	Water	3	X	025
26	ITMW-14-201510	PS	10/7/2015 13:10	60204563036	Water	3	X	026
27	ITMW-11-201510	PS	10/7/2015 11:10	60204563037	Water	3	X	027
28	ITMW-13-201510	PS	10/7/2015 09:10	60204563038	Water	3	X	028
29	MW-84-201510	PS	10/7/2015 17:50	60204563042	Water	3	X	029
30	ITMW-10-201510	PS	10/7/2015 17:10	60204563043	Water	3	X	030

Comments

Transfers	Released By	Date/Time	Received By	Date/Time
1	[signature]	10/8/15 (for)	Melvin McCaig PACE	~~10-8-15~~ 8:40
2				10-9-15 mm
3	4.8 °C			

Cooler Temperature on Receipt 3.8 °C	Custody Seal Y or	Received on Ice Y or	Samples Intact Y or N

****In order to maintain client confidentiality, location/name of the sampling site, sampler's name and signature may not be provided on this COC document. This chain of custody is considered complete as is since this information is available in the owner laboratory.*

Pace Analytical

Sample Condition Upon Receipt
Dallas

Client Name: Pace Kansas Project Work order: 4532159

Courier: FedEX ☑ UPS ☐ USPS ☐ Client ☐ Courier ☐ LSO ☐ PACE ☐ Other:_____

Tracking#: 6508 8159 8000 6508 8159 8010

Custody Seal on Cooler/Box: Yes ☑ No ☐ **Seals Intact:** Yes ☑ No ☐ NA ☐

Packing Material: Bubble Wrap ☐ Bubble Bags ☐ Foam ☑ None ☐ Other ☑

Thermometer Used: IR-01 Type of Ice: Wet ☑ Blue ☐ None ☐ Sample Received on ice, cooling process has begun ☑

Cooler Temp: 3.8°C 4.8°C (Temp should be above freezing to 6°C)

Chain of Custody Present	Yes ☑ No ☐ NA ☐	1
Chain of Custody filled out	Yes ☑ No ☐ NA ☐	2
Chain of Custody relinquished	Yes ☑ No ☐ NA ☐	3
Sampler name & signature on COC	Yes ☐ No ☑ NA ☐	4
Sample received within HT	Yes ☑ No ☐ NA ☐	5
Short HT analyses (<72 hrs)	Yes ☐ No ☑ NA ☐	6
Rush TAT requested	Yes ☐ No ☑ NA ☐	7
Sufficient Volume received	Yes ☑ No ☐ NA ☐	8
Correct Container used Pace Container used	Yes ☑ No ☐ NA ☐ Yes ☑ No ☐ NA ☐	9
Container Intact	Yes ☑ No ☐ NA ☐	10
Unpreserved 5035A soil frozen within 48 hrs	Yes ☐ No ☐ NA ☑	11
Filtered volume received for Dissolved tests	Yes ☐ No ☐ NA ☑	12
Sample labels match COC Include date/time/ID/analyses Matrix: WATER	Yes ☑ No ☐ NA ☐	13
All containers needing preservation have been checked	Yes ☐ No ☐ NA ☑	14a. Lot# of pH strip:_____ pH checked Yes ☐ No ☐ pH<2 ☐ pH>9 ☐ pH>12 ☐ Lot# of Iodine strip:_____ Lot# of Lead Acetate strip:_____
Do containers require preservation at the lab	Yes ☐ No ☐ NA ☑	14b. Preservation: Lot#:
All containers needing preservation are found to be in Compliance with EPA recommendation **Exception**: VOA, coliform, O&G	Yes ☑ No ☐	14c.
Are soil samples (volatiles) received in	Bulk ☐ Terracore ☐ EnCore ☐ NA ☑	15.
Trip Blank present Trip Blank Custody Seals Intact Pace Trip Blank Lot# (if purchased):_____	Yes ☐ No ☐ NA ☑ Yes ☐ No ☐ NA ☑	16.
Headspace in VOA (>6mm)	Yes ☐ No ☐ NA ☑	17.
Project sampled in USDA Regulated Area:	Yes ☐ No ☐ NA ☑	18. List State _____

Client Notification/Resolution/Comments:

Person Contacted:_____ Date:_____

Comments/Resolution:_____

Person Examining Contents: _____ Date: 10/9/15

Pace Analytical Services - Dallas

Sample Container Count-

OC PAGE 1 of 3

OC ID# _____

Pace Project # 4532159

ample ne Item	AG1S	AG1U	AG3S	BG1S	BP1U	BP2N	BP2S	BP2U	BP20	SP5T	VG9H	DG9M	VG9U	VG9W	WGFU	WGKU	BP3C	GN	WG2U	BP3S	DG9U			
1																					3			
2																					3			
3																					3			
4																					3			
5																					3			
6																					3			
7																					3			
8																					3			
9																					3			
10																					3			
11																					3			
12																					3			

Container Codes

AF	Air Filter	BP1A	1 liter NaOH, Asc Acid plastic	BP3S	250mL H2SO4 plastic	R	terra core kit
AG1H	1L HCL Amber Glass	BP1N	1 liter HNO3 plastic	BP3U	250mL unpreserved plastic	SP5T	120mL Coliform Na Thiosulfate
AG1S	1L H2SO4 Amber Glass	BP1S	1 liter H2SO4 plastic	BP3Z	250mL NaOH, Zn Ac plastic	SP5U	120mL Coliform unpreserved
AG1T	1L Sodium Thiosulfate Amber	BP1U	1 liter unpreserved plastic	C	Air Cassettes	VG9H	40mL HCL clear vial
AG1U	1L Unpreserved Amber Glass	BP1Z	1 liter NaOH, Zn, Ac	DG9B	40mL Na Bisulfate amber vial	VG9T	40mL Na Thio. clear vial
AG2N	500mL HNO3 amber glass	BP2A	500mL NaOH, Asc Acid plasti	DG9H	40mL HCL amber voa vial	VG9U	40mL unpreserved clear vial
AG2S	500mL H2SO4 amber glass	BP2N	500mL HNO3 plastic	DG9M	40mL MeOH clear vial	VG9W	40mL Unpreserved Tared
AG2U	500mL unpreserved amber glas	BP2O	500mL NaOH plastic	DG9P	40mL TSP amber vial	VSG	Headspace septa vial & HCL
AG3S	250mL H2SO4 glass amber	BP2S	500mL H2SO4 plastic	DG9S	40mL H2SO4 amber vial	WGFU	4oz clear soil jar
AG3U	250mL unpreserved amber glas	BP2U	500mL unpreserved plastic	DG9T	40mL Na Thio amber vial	WGFX	4oz wide jar w/hexane wipe
BG1H	1 liter HCL clear glass	BP2Z	500mL NaOH, Zn Ac	DG9U	40mL unpreserved amber vial	WGKU	8oz wide jar upreserved
BG1S	1 liter H2SO4 clear glass	BP3A	250mL NaOh, Asc Acid plastic	GN	General unpreserved	WG2U	2oz clear jar
BG1T	1 liter Na Thiosulfate clear gla	BP3C	250mL NaOH plastic	I	Wipe/Swab	ZPLC	Ziploc Bag
BG1U	1 liter unpreserved glass	BP3N	250mL HNO3 plastic	JGFU	4oz unpreserved amber wide	Other	Other

Pace Analytical Services - Dallas

Sample Container Count-

COC PAGE 2 of 3

COC ID# _____

Pace Project # 7532159

Sample Line Item	AG1S	AG1U	AG3S	BG1S	BP1U	BP2N	BP2S	BP2U	BP20	SP5T	VG9H	DG9M	VG9U	VG9W	WGFU	WGKU	BP3C	GN	WG2U	BP3S	DG9U			
1																					3			
2																					3			
3																					3			
4																					3			
5																					3			
6																					3			
7																					3			
8																					3			
9																					3			
10																					3			
11																					3			
12																					3			

Container Codes

AF	Air Filter	BP1A	1 liter NaOH, Asc Acid plastic	BP3S	250mL H2SO4 plastic	R	terra core kit
AG1H	1L HCL Amber Glass	BP1N	1 liter HNO3 plastic	BP3U	250mL unpreserved plastic	SP5T	120mL Coliform Na Thiosulfate
AG1S	1L H2SO4 Amber Glass	BP1S	1 liter H2SO4 plastic	BP3Z	250mL NaOH, Zn Ac plastic	SP5U	120mL Coliform unpreserved
AG1T	1L Sodium Thiosulfate Amber	BP1U	1 liter unpreserved plastic	C	Air Cassettes	VG9H	40mL HCL clear vial
AG1U	1L Unpreserved Amber Glass	BP1Z	1 liter NaOH, Zn, Ac	DG9B	40mL Na Bisulfate amber vial	VG9T	40mL Na Thio. clear vial
AG2N	500mL HNO3 amber glass	BP2A	500mL NaOH, Asc Acid plasti	DG9H	40mL HCL amber voa vial	VG9U	40mL unpreserved clear vial
AG2S	500mL H2SO4 amber glass	BP2N	500mL HNO3 plastic	DG9M	40mL MeOH clear vial	VG9W	40mL Unpreserved Tared
AG2U	500mL unpreserved amber glas	BP2O	500mL NaOH plastic	DG9P	40mL TSP amber vial	VSG	Headspace septa vial & HCL
AG3S	250mL H2SO4 glass amber	BP2S	500mL H2SO4 plastic	DG9S	40mL H2SO4 amber vial	WGFU	4oz clear soil jar
AG3U	250mL unpreserved amber glas	BP2U	500mL unpreserved plastic	DG9T	40mL Na Thio amber vial	WGFX	4oz wide jar w/hexane wipe
BG1H	1 liter HCL clear glass	BP2Z	500mL NaOH, Zn Ac	DG9U	40mL unpreserved amber vial	WGKU	8oz wide jar upreserved
BG1S	1 liter H2SO4 clear glass	BP3A	250mL NaOh, Asc Acid plastic	GN	General unpreserved	WG2U	2oz clear jar
BG1T	1 liter Na Thiosulfate clear gla	BP3C	250mL NaOH plastic	I	Wipe/Swab	ZPLC	Ziploc Bag
BG1U	1 liter unpreserved glass	BP3N	250mL HNO3 plastic	JGFU	4oz unpreserved amber wide	Other	Other

Pace Analytical Services - Dallas

Sample Container Count-

COC PAGE 3 of 3

COC ID# _____

Pace Project # 7532159

Sample Line Item	AG1S	AG1U	AG3S	BG1S	BP1U	BP2N	BP2S	BP2U	BP20	SP5T	VG9H	DG9M	VG9U	VG9W	WGFU	WGKU	BP3C	GN	WG2U	BP3S	DG9U			
1																					3			
2																					3			
3																					3			
4																					3			
5																					5			
6																					3			
7																								
8																								
9																								
10																								
11																								
12																								

Container Codes

AF	Air Filter	BP1A	1 liter NaOH, Asc Acid plastic	BP3S	250mL H2SO4 plastic	R	terra core kit
AG1H	1L HCL Amber Glass	BP1N	1 liter HNO3 plastic	BP3U	250mL unpreserved plastic	SP5T	120mL Coliform Na Thiosulfate
AG1S	1L H2SO4 Amber Glass	BP1S	1 liter H2SO4 plastic	BP3Z	250mL NaOH, Zn Ac plastic	SP5U	120mL Coliform unpreserved
AG1T	1L Sodium Thiosulfate Amber	BP1U	1 liter unpreserved plastic	C	Air Cassettes	VG9H	40mL HCL clear vial
AG1U	1L Unpreserved Amber Glass	BP1Z	1 liter NaOH, Zn, Ac	DG9B	40mL Na Bisulfate amber vial	VG9T	40mL Na Thio. clear vial
AG2N	500mL HNO3 amber glass	BP2A	500mL NaOH, Asc Acid plasti	DG9H	40mL HCL amber voa vial	VG9U	40mL unpreserved clear vial
AG2S	500mL H2SO4 amber glass	BP2N	500mL HNO3 plastic	DG9M	40mL MeOH clear vial	VG9W	40mL Unpreserved Tared
AG2U	500mL unpreserved amber glas	BP2O	500mL NaOH plastic	DG9P	40mL TSP amber vial	VSG	Headspace septa vial & HCL
AG3S	250mL H2SO4 glass amber	BP2S	500mL H2SO4 plastic	DG9S	40mL H2SO4 amber vial	WGFU	4oz clear soil jar
AG3U	250mL unpreserved amber glas	BP2U	500mL unpreserved plastic	DG9T	40mL Na Thio amber vial	WGFX	4oz wide jar w/hexane wipe
BG1H	1 liter HCL clear glass	BP2Z	500mL NaOH, Zn Ac	DG9U	40mL unpreserved amber vial	WGKU	8oz wide jar upreserved
BG1S	1 liter H2SO4 clear glass	BP3A	250mL NaOh, Asc Acid plastic	GN	General unpreserved	WG2U	2oz clear jar
BG1T	1 liter Na Thiosulfate clear gla	BP3C	250mL NaOH plastic	I	Wipe/Swab	ZPLC	Ziploc Bag
BG1U	1 liter unpreserved glass	BP3N	250mL HNO3 plastic	JGFU	4oz unpreserved amber wide	Other	Other

Pace Analytical Services, Inc.
9608 Loiret Blvd.
Lenexa, KS 66219
(913)599-5665

October 16, 2015

Wendy Stonestreet
Environ International Corporation
7500 College Blvd Ste 925
Overland Park, KS 66210

RE: Project: Fort Smith, AR
Pace Project No.: 60204621

Dear Wendy Stonestreet:
Enclosed are the analytical results for sample(s) received by the laboratory on October 08, 2015. The results relate only to the samples included in this report. Results reported herein conform to the most current TNI standards and the laboratory's Quality Assurance Manual, where applicable, unless otherwise noted in the body of the report.

If you have any questions concerning this report, please feel free to contact me.

Sincerely,

Colleen Clyne
colleen.clyne@pacelabs.com
Project Manager

Enclosures

cc: Tamara Gleason, ENVIRON International Corporation

This report shall not be reproduced, except in full,
without the written consent of Pace Analytical Services, Inc..

Pace Analytical Services, Inc.
9608 Loiret Blvd.
Lenexa, KS 66219
(913)599-5665

CERTIFICATIONS

Project: Fort Smith, AR
Pace Project No.: 60204621

Kansas Certification IDs
9608 Loiret Boulevard, Lenexa, KS 66219
WY STR Certification #: 2456.01
Arkansas Certification #: 15-016-0
Illinois Certification #: 003097
Iowa Certification #: 118
Kansas/NELAP Certification #: E-10116
Louisiana Certification #: 03055
Nevada Certification #: KS000212008A
Oklahoma Certification #: 9205/9935
Texas Certification #: T104704407
Utah Certification #: KS00021

This report shall not be reproduced, except in full,
without the written consent of Pace Analytical Services, Inc..

Pace Analytical Services, Inc.
9608 Loiret Blvd.
Lenexa, KS 66219
(913)599-5665

SAMPLE SUMMARY

Project: Fort Smith, AR
Pace Project No.: 60204621

Lab ID	Sample ID	Matrix	Date Collected	Date Received
60204621001	**MW-177-201510**	Water	10/06/15 10:55	10/08/15 10:45
60204621002	**MW-178-201510**	Water	10/07/15 15:20	10/08/15 10:45
60204621003	**MW-180-201510**	Water	10/07/15 16:30	10/08/15 10:45
60204621004	**VP-14-201510**	Water	10/07/15 16:35	10/08/15 10:45
60204621005	**VP-12-201510**	Water	10/07/15 16:50	10/08/15 10:45

REPORT OF LABORATORY ANALYSIS

This report shall not be reproduced, except in full,
without the written consent of Pace Analytical Services, Inc..

Pace Analytical Services, Inc.
9608 Loiret Blvd.
Lenexa, KS 66219
(913)599-5665

SAMPLE ANALYTE COUNT

Project: Fort Smith, AR
Pace Project No.: 60204621

Lab ID	Sample ID	Method	Analysts	Analytes Reported	Laboratory
60204621001	**MW-177-201510**	EPA 5030B/8260	PGH	38	PASI-K
60204621002	**MW-178-201510**	EPA 5030B/8260	PGH	38	PASI-K
60204621003	**MW-180-201510**	EPA 5030B/8260	PGH	38	PASI-K
60204621004	**VP-14-201510**	EPA 5030B/8260	PGH	38	PASI-K
60204621005	**VP-12-201510**	EPA 5030B/8260	PGH	38	PASI-K

REPORT OF LABORATORY ANALYSIS

This report shall not be reproduced, except in full,
without the written consent of Pace Analytical Services, Inc..

Pace Analytical Services, Inc.
9608 Loiret Blvd.
Lenexa, KS 66219
(913)599-5665

PROJECT NARRATIVE

Project: Fort Smith, AR
Pace Project No.: 60204621

Method: **EPA 5030B/8260**
Description: 8260 MSV
Client: Environ_AR
Date: October 16, 2015

General Information:
5 samples were analyzed for EPA 5030B/8260. All samples were received in acceptable condition with any exceptions noted below or on the chain-of custody and/or the sample condition upon receipt form (SCUR) attached at the end of this report.

Hold Time:
The samples were analyzed within the method required hold times with any exceptions noted below.

Initial Calibrations (including MS Tune as applicable):
All criteria were within method requirements with any exceptions noted below.

Continuing Calibration:
All criteria were within method requirements with any exceptions noted below.

Internal Standards:
All internal standards were within QC limits with any exceptions noted below.

Surrogates:
All surrogates were within QC limits with any exceptions noted below.

Method Blank:
All analytes were below the report limit in the method blank, where applicable, with any exceptions noted below.

QC Batch: MSV/72186

B: Analyte was detected in the associated method blank.
- BLANK for HBN 404233 [MSV/7218 (Lab ID: 1648882)
  - Chloromethane
  - Trichloroethene

Laboratory Control Spike:
All laboratory control spike compounds were within QC limits with any exceptions noted below.

QC Batch: MSV/72186

L0: Analyte recovery in the laboratory control sample (LCS) was outside QC limits.
- LCS (Lab ID: 1648883)
  - Acetone

Matrix Spikes:
All percent recoveries and relative percent differences (RPDs) were within acceptance criteria with any exceptions noted below.

QC Batch: MSV/72186

A matrix spike/matrix spike duplicate was not performed due to insufficient sample volume.

Additional Comments:

This data package has been reviewed for quality and completeness and is approved for release.

REPORT OF LABORATORY ANALYSIS

This report shall not be reproduced, except in full,
without the written consent of Pace Analytical Services, Inc..

Pace Analytical Services, Inc.
9608 Loiret Blvd.
Lenexa, KS 66219
(913)599-5665

ANALYTICAL RESULTS

Project: Fort Smith, AR
Pace Project No.: 60204621

Sample: MW-177-201510 **Lab ID: 60204621001** Collected: 10/06/15 10:55 Received: 10/08/15 10:45 Matrix: Water

Parameters	Results	Units	Report Limit	MDL	DF	Prepared	Analyzed	CAS No.	Qual
8260 MSV	Analytical Method: EPA 5030B/8260								
Acetone	ND	ug/L	10.0	1.9	1		10/12/15 22:41	67-64-1	L3
Benzene	ND	ug/L	1.0	0.060	1		10/12/15 22:41	71-43-2	
Bromodichloromethane	ND	ug/L	1.0	0.19	1		10/12/15 22:41	75-27-4	
Bromoform	ND	ug/L	1.0	0.070	1		10/12/15 22:41	75-25-2	
Bromomethane	ND	ug/L	5.0	0.16	1		10/12/15 22:41	74-83-9	
2-Butanone (MEK)	ND	ug/L	10.0	0.59	1		10/12/15 22:41	78-93-3	
Carbon disulfide	ND	ug/L	5.0	0.12	1		10/12/15 22:41	75-15-0	
Carbon tetrachloride	ND	ug/L	1.0	0.18	1		10/12/15 22:41	56-23-5	
Chlorobenzene	ND	ug/L	1.0	0.21	1		10/12/15 22:41	108-90-7	
Chloroethane	ND	ug/L	1.0	0.15	1		10/12/15 22:41	75-00-3	
Chloroform	**0.23J**	ug/L	1.0	0.14	1		10/12/15 22:41	67-66-3	
Chloromethane	**0.21J**	ug/L	1.0	0.080	1		10/12/15 22:41	74-87-3	B
Dibromochloromethane	ND	ug/L	1.0	0.21	1		10/12/15 22:41	124-48-1	
1,1-Dichloroethane	ND	ug/L	1.0	0.050	1		10/12/15 22:41	75-34-3	
1,2-Dichloroethane	ND	ug/L	1.0	0.12	1		10/12/15 22:41	107-06-2	
1,1-Dichloroethene	ND	ug/L	1.0	0.20	1		10/12/15 22:41	75-35-4	
cis-1,2-Dichloroethene	ND	ug/L	1.0	0.080	1		10/12/15 22:41	156-59-2	
trans-1,2-Dichloroethene	ND	ug/L	1.0	0.20	1		10/12/15 22:41	156-60-5	
1,2-Dichloropropane	ND	ug/L	1.0	0.16	1		10/12/15 22:41	78-87-5	
cis-1,3-Dichloropropene	ND	ug/L	1.0	0.14	1		10/12/15 22:41	10061-01-5	
trans-1,3-Dichloropropene	ND	ug/L	1.0	0.12	1		10/12/15 22:41	10061-02-6	
Ethylbenzene	ND	ug/L	1.0	0.18	1		10/12/15 22:41	100-41-4	
2-Hexanone	ND	ug/L	10.0	1.2	1		10/12/15 22:41	591-78-6	
Methylene chloride	ND	ug/L	1.0	0.15	1		10/12/15 22:41	75-09-2	
4-Methyl-2-pentanone (MIBK)	ND	ug/L	10.0	0.42	1		10/12/15 22:41	108-10-1	
Styrene	ND	ug/L	1.0	0.12	1		10/12/15 22:41	100-42-5	
1,1,2,2-Tetrachloroethane	ND	ug/L	1.0	0.15	1		10/12/15 22:41	79-34-5	
Tetrachloroethene	ND	ug/L	1.0	0.10	1		10/12/15 22:41	127-18-4	
Toluene	ND	ug/L	1.0	0.17	1		10/12/15 22:41	108-88-3	
1,1,1-Trichloroethane	ND	ug/L	1.0	0.11	1		10/12/15 22:41	71-55-6	
1,1,2-Trichloroethane	ND	ug/L	1.0	0.20	1		10/12/15 22:41	79-00-5	
Trichloroethene	**0.25J**	ug/L	1.0	0.17	1		10/12/15 22:41	79-01-6	B
Vinyl chloride	ND	ug/L	1.0	0.13	1		10/12/15 22:41	75-01-4	
Xylene (Total)	ND	ug/L	3.0	0.42	1		10/12/15 22:41	1330-20-7	
Surrogates									
4-Bromofluorobenzene (S)	97	%	80-120		1		10/12/15 22:41	460-00-4	
1,2-Dichloroethane-d4 (S)	100	%	80-120		1		10/12/15 22:41	17060-07-0	
Toluene-d8 (S)	100	%	80-120		1		10/12/15 22:41	2037-26-5	
Preservation pH	**1.0**		0.10	0.10	1		10/12/15 22:41		

REPORT OF LABORATORY ANALYSIS

This report shall not be reproduced, except in full,
without the written consent of Pace Analytical Services, Inc..

Pace Analytical Services, Inc.
9608 Loiret Blvd.
Lenexa, KS 66219
(913)599-5665

ANALYTICAL RESULTS

Project: Fort Smith, AR
Pace Project No.: 60204621

Sample: MW-178-201510 **Lab ID: 60204621002** Collected: 10/07/15 15:20 Received: 10/08/15 10:45 Matrix: Water

Parameters	Results	Units	Report Limit	MDL	DF	Prepared	Analyzed	CAS No.	Qual
8260 MSV	Analytical Method: EPA 5030B/8260								
Acetone	ND	ug/L	10.0	1.9	1		10/12/15 22:55	67-64-1	L3
Benzene	**0.26J**	ug/L	1.0	0.060	1		10/12/15 22:55	71-43-2	
Bromodichloromethane	ND	ug/L	1.0	0.19	1		10/12/15 22:55	75-27-4	
Bromoform	ND	ug/L	1.0	0.070	1		10/12/15 22:55	75-25-2	
Bromomethane	ND	ug/L	5.0	0.16	1		10/12/15 22:55	74-83-9	
2-Butanone (MEK)	ND	ug/L	10.0	0.59	1		10/12/15 22:55	78-93-3	
Carbon disulfide	ND	ug/L	5.0	0.12	1		10/12/15 22:55	75-15-0	
Carbon tetrachloride	ND	ug/L	1.0	0.18	1		10/12/15 22:55	56-23-5	
Chlorobenzene	ND	ug/L	1.0	0.21	1		10/12/15 22:55	108-90-7	
Chloroethane	ND	ug/L	1.0	0.15	1		10/12/15 22:55	75-00-3	
Chloroform	ND	ug/L	1.0	0.14	1		10/12/15 22:55	67-66-3	
Chloromethane	**0.10J**	ug/L	1.0	0.080	1		10/12/15 22:55	74-87-3	B
Dibromochloromethane	ND	ug/L	1.0	0.21	1		10/12/15 22:55	124-48-1	
1,1-Dichloroethane	ND	ug/L	1.0	0.050	1		10/12/15 22:55	75-34-3	
1,2-Dichloroethane	ND	ug/L	1.0	0.12	1		10/12/15 22:55	107-06-2	
1,1-Dichloroethene	ND	ug/L	1.0	0.20	1		10/12/15 22:55	75-35-4	
cis-1,2-Dichloroethene	**1.4**	ug/L	1.0	0.080	1		10/12/15 22:55	156-59-2	
trans-1,2-Dichloroethene	ND	ug/L	1.0	0.20	1		10/12/15 22:55	156-60-5	
1,2-Dichloropropane	ND	ug/L	1.0	0.16	1		10/12/15 22:55	78-87-5	
cis-1,3-Dichloropropene	ND	ug/L	1.0	0.14	1		10/12/15 22:55	10061-01-5	
trans-1,3-Dichloropropene	ND	ug/L	1.0	0.12	1		10/12/15 22:55	10061-02-6	
Ethylbenzene	ND	ug/L	1.0	0.18	1		10/12/15 22:55	100-41-4	
2-Hexanone	ND	ug/L	10.0	1.2	1		10/12/15 22:55	591-78-6	
Methylene chloride	ND	ug/L	1.0	0.15	1		10/12/15 22:55	75-09-2	
4-Methyl-2-pentanone (MIBK)	ND	ug/L	10.0	0.42	1		10/12/15 22:55	108-10-1	
Styrene	ND	ug/L	1.0	0.12	1		10/12/15 22:55	100-42-5	
1,1,2,2-Tetrachloroethane	ND	ug/L	1.0	0.15	1		10/12/15 22:55	79-34-5	
Tetrachloroethene	ND	ug/L	1.0	0.10	1		10/12/15 22:55	127-18-4	
Toluene	ND	ug/L	1.0	0.17	1		10/12/15 22:55	108-88-3	
1,1,1-Trichloroethane	ND	ug/L	1.0	0.11	1		10/12/15 22:55	71-55-6	
1,1,2-Trichloroethane	ND	ug/L	1.0	0.20	1		10/12/15 22:55	79-00-5	
Trichloroethene	**5.8**	ug/L	1.0	0.17	1		10/12/15 22:55	79-01-6	
Vinyl chloride	ND	ug/L	1.0	0.13	1		10/12/15 22:55	75-01-4	
Xylene (Total)	ND	ug/L	3.0	0.42	1		10/12/15 22:55	1330-20-7	
Surrogates									
4-Bromofluorobenzene (S)	96	%	80-120		1		10/12/15 22:55	460-00-4	
1,2-Dichloroethane-d4 (S)	94	%	80-120		1		10/12/15 22:55	17060-07-0	
Toluene-d8 (S)	101	%	80-120		1		10/12/15 22:55	2037-26-5	
Preservation pH	**1.0**		0.10	0.10	1		10/12/15 22:55		

REPORT OF LABORATORY ANALYSIS

This report shall not be reproduced, except in full,
without the written consent of Pace Analytical Services, Inc..

Pace Analytical Services, Inc.
9608 Loiret Blvd.
Lenexa, KS 66219
(913)599-5665

ANALYTICAL RESULTS

Project: Fort Smith, AR
Pace Project No.: 60204621

Sample: MW-180-201510 **Lab ID: 60204621003** Collected: 10/07/15 16:30 Received: 10/08/15 10:45 Matrix: Water

Parameters	Results	Units	Report Limit	MDL	DF	Prepared	Analyzed	CAS No.	Qual
8260 MSV	Analytical Method: EPA 5030B/8260								
Acetone	ND	ug/L	10.0	1.9	1		10/12/15 23:10	67-64-1	L3
Benzene	ND	ug/L	1.0	0.060	1		10/12/15 23:10	71-43-2	
Bromodichloromethane	ND	ug/L	1.0	0.19	1		10/12/15 23:10	75-27-4	
Bromoform	ND	ug/L	1.0	0.070	1		10/12/15 23:10	75-25-2	
Bromomethane	ND	ug/L	5.0	0.16	1		10/12/15 23:10	74-83-9	
2-Butanone (MEK)	ND	ug/L	10.0	0.59	1		10/12/15 23:10	78-93-3	
Carbon disulfide	ND	ug/L	5.0	0.12	1		10/12/15 23:10	75-15-0	
Carbon tetrachloride	ND	ug/L	1.0	0.18	1		10/12/15 23:10	56-23-5	
Chlorobenzene	ND	ug/L	1.0	0.21	1		10/12/15 23:10	108-90-7	
Chloroethane	ND	ug/L	1.0	0.15	1		10/12/15 23:10	75-00-3	
Chloroform	ND	ug/L	1.0	0.14	1		10/12/15 23:10	67-66-3	
Chloromethane	**0.12J**	ug/L	1.0	0.080	1		10/12/15 23:10	74-87-3	B
Dibromochloromethane	ND	ug/L	1.0	0.21	1		10/12/15 23:10	124-48-1	
1,1-Dichloroethane	ND	ug/L	1.0	0.050	1		10/12/15 23:10	75-34-3	
1,2-Dichloroethane	ND	ug/L	1.0	0.12	1		10/12/15 23:10	107-06-2	
1,1-Dichloroethene	**0.24J**	ug/L	1.0	0.20	1		10/12/15 23:10	75-35-4	
cis-1,2-Dichloroethene	**3.0**	ug/L	1.0	0.080	1		10/12/15 23:10	156-59-2	
trans-1,2-Dichloroethene	**0.43J**	ug/L	1.0	0.20	1		10/12/15 23:10	156-60-5	
1,2-Dichloropropane	ND	ug/L	1.0	0.16	1		10/12/15 23:10	78-87-5	
cis-1,3-Dichloropropene	ND	ug/L	1.0	0.14	1		10/12/15 23:10	10061-01-5	
trans-1,3-Dichloropropene	ND	ug/L	1.0	0.12	1		10/12/15 23:10	10061-02-6	
Ethylbenzene	ND	ug/L	1.0	0.18	1		10/12/15 23:10	100-41-4	
2-Hexanone	ND	ug/L	10.0	1.2	1		10/12/15 23:10	591-78-6	
Methylene chloride	ND	ug/L	1.0	0.15	1		10/12/15 23:10	75-09-2	
4-Methyl-2-pentanone (MIBK)	ND	ug/L	10.0	0.42	1		10/12/15 23:10	108-10-1	
Styrene	ND	ug/L	1.0	0.12	1		10/12/15 23:10	100-42-5	
1,1,2,2-Tetrachloroethane	ND	ug/L	1.0	0.15	1		10/12/15 23:10	79-34-5	
Tetrachloroethene	ND	ug/L	1.0	0.10	1		10/12/15 23:10	127-18-4	
Toluene	ND	ug/L	1.0	0.17	1		10/12/15 23:10	108-88-3	
1,1,1-Trichloroethane	ND	ug/L	1.0	0.11	1		10/12/15 23:10	71-55-6	
1,1,2-Trichloroethane	ND	ug/L	1.0	0.20	1		10/12/15 23:10	79-00-5	
Trichloroethene	**18.5**	ug/L	1.0	0.17	1		10/12/15 23:10	79-01-6	
Vinyl chloride	ND	ug/L	1.0	0.13	1		10/12/15 23:10	75-01-4	
Xylene (Total)	ND	ug/L	3.0	0.42	1		10/12/15 23:10	1330-20-7	
Surrogates									
4-Bromofluorobenzene (S)	98	%	80-120		1		10/12/15 23:10	460-00-4	
1,2-Dichloroethane-d4 (S)	96	%	80-120		1		10/12/15 23:10	17060-07-0	
Toluene-d8 (S)	100	%	80-120		1		10/12/15 23:10	2037-26-5	
Preservation pH	**1.0**		0.10	0.10	1		10/12/15 23:10		

REPORT OF LABORATORY ANALYSIS

This report shall not be reproduced, except in full,
without the written consent of Pace Analytical Services, Inc..

Pace Analytical Services, Inc.
9608 Loiret Blvd.
Lenexa, KS 66219
(913)599-5665

ANALYTICAL RESULTS

Project: Fort Smith, AR
Pace Project No.: 60204621

Sample: VP-14-201510 **Lab ID: 60204621004** Collected: 10/07/15 16:35 Received: 10/08/15 10:45 Matrix: Water

Parameters	Results	Units	Report Limit	MDL	DF	Prepared	Analyzed	CAS No.	Qual
8260 MSV	Analytical Method: EPA 5030B/8260								
Acetone	ND	ug/L	10.0	1.9	1		10/12/15 23:24	67-64-1	L3
Benzene	ND	ug/L	1.0	0.060	1		10/12/15 23:24	71-43-2	
Bromodichloromethane	ND	ug/L	1.0	0.19	1		10/12/15 23:24	75-27-4	
Bromoform	ND	ug/L	1.0	0.070	1		10/12/15 23:24	75-25-2	
Bromomethane	ND	ug/L	5.0	0.16	1		10/12/15 23:24	74-83-9	
2-Butanone (MEK)	ND	ug/L	10.0	0.59	1		10/12/15 23:24	78-93-3	
Carbon disulfide	ND	ug/L	5.0	0.12	1		10/12/15 23:24	75-15-0	
Carbon tetrachloride	ND	ug/L	1.0	0.18	1		10/12/15 23:24	56-23-5	
Chlorobenzene	ND	ug/L	1.0	0.21	1		10/12/15 23:24	108-90-7	
Chloroethane	ND	ug/L	1.0	0.15	1		10/12/15 23:24	75-00-3	
Chloroform	**0.90J**	ug/L	1.0	0.14	1		10/12/15 23:24	67-66-3	
Chloromethane	ND	ug/L	1.0	0.080	1		10/12/15 23:24	74-87-3	
Dibromochloromethane	ND	ug/L	1.0	0.21	1		10/12/15 23:24	124-48-1	
1,1-Dichloroethane	ND	ug/L	1.0	0.050	1		10/12/15 23:24	75-34-3	
1,2-Dichloroethane	ND	ug/L	1.0	0.12	1		10/12/15 23:24	107-06-2	
1,1-Dichloroethene	**0.57J**	ug/L	1.0	0.20	1		10/12/15 23:24	75-35-4	
cis-1,2-Dichloroethene	**2.3**	ug/L	1.0	0.080	1		10/12/15 23:24	156-59-2	
trans-1,2-Dichloroethene	ND	ug/L	1.0	0.20	1		10/12/15 23:24	156-60-5	
1,2-Dichloropropane	ND	ug/L	1.0	0.16	1		10/12/15 23:24	78-87-5	
cis-1,3-Dichloropropene	ND	ug/L	1.0	0.14	1		10/12/15 23:24	10061-01-5	
trans-1,3-Dichloropropene	ND	ug/L	1.0	0.12	1		10/12/15 23:24	10061-02-6	
Ethylbenzene	ND	ug/L	1.0	0.18	1		10/12/15 23:24	100-41-4	
2-Hexanone	ND	ug/L	10.0	1.2	1		10/12/15 23:24	591-78-6	
Methylene chloride	ND	ug/L	1.0	0.15	1		10/12/15 23:24	75-09-2	
4-Methyl-2-pentanone (MIBK)	ND	ug/L	10.0	0.42	1		10/12/15 23:24	108-10-1	
Styrene	ND	ug/L	1.0	0.12	1		10/12/15 23:24	100-42-5	
1,1,2,2-Tetrachloroethane	ND	ug/L	1.0	0.15	1		10/12/15 23:24	79-34-5	
Tetrachloroethene	ND	ug/L	1.0	0.10	1		10/12/15 23:24	127-18-4	
Toluene	ND	ug/L	1.0	0.17	1		10/12/15 23:24	108-88-3	
1,1,1-Trichloroethane	ND	ug/L	1.0	0.11	1		10/12/15 23:24	71-55-6	
1,1,2-Trichloroethane	ND	ug/L	1.0	0.20	1		10/12/15 23:24	79-00-5	
Trichloroethene	**59.3**	ug/L	1.0	0.17	1		10/12/15 23:24	79-01-6	
Vinyl chloride	ND	ug/L	1.0	0.13	1		10/12/15 23:24	75-01-4	
Xylene (Total)	ND	ug/L	3.0	0.42	1		10/12/15 23:24	1330-20-7	
Surrogates									
4-Bromofluorobenzene (S)	96	%	80-120		1		10/12/15 23:24	460-00-4	
1,2-Dichloroethane-d4 (S)	97	%	80-120		1		10/12/15 23:24	17060-07-0	
Toluene-d8 (S)	100	%	80-120		1		10/12/15 23:24	2037-26-5	
Preservation pH	**1.0**		0.10	0.10	1		10/12/15 23:24		

REPORT OF LABORATORY ANALYSIS

This report shall not be reproduced, except in full,
without the written consent of Pace Analytical Services, Inc..

Pace Analytical Services, Inc.
9608 Loiret Blvd.
Lenexa, KS 66219
(913)599-5665

ANALYTICAL RESULTS

Project: Fort Smith, AR
Pace Project No.: 60204621

Sample: VP-12-201510 **Lab ID: 60204621005** Collected: 10/07/15 16:50 Received: 10/08/15 10:45 Matrix: Water

Parameters	Results	Units	Report Limit	MDL	DF	Prepared	Analyzed	CAS No.	Qual
8260 MSV	Analytical Method: EPA 5030B/8260								
Acetone	**2.0J**	ug/L	10.0	1.9	1		10/12/15 23:38	67-64-1	L1
Benzene	ND	ug/L	1.0	0.060	1		10/12/15 23:38	71-43-2	
Bromodichloromethane	ND	ug/L	1.0	0.19	1		10/12/15 23:38	75-27-4	
Bromoform	ND	ug/L	1.0	0.070	1		10/12/15 23:38	75-25-2	
Bromomethane	ND	ug/L	5.0	0.16	1		10/12/15 23:38	74-83-9	
2-Butanone (MEK)	ND	ug/L	10.0	0.59	1		10/12/15 23:38	78-93-3	
Carbon disulfide	**0.26J**	ug/L	5.0	0.12	1		10/12/15 23:38	75-15-0	
Carbon tetrachloride	ND	ug/L	1.0	0.18	1		10/12/15 23:38	56-23-5	
Chlorobenzene	ND	ug/L	1.0	0.21	1		10/12/15 23:38	108-90-7	
Chloroethane	ND	ug/L	1.0	0.15	1		10/12/15 23:38	75-00-3	
Chloroform	**0.44J**	ug/L	1.0	0.14	1		10/12/15 23:38	67-66-3	
Chloromethane	ND	ug/L	1.0	0.080	1		10/12/15 23:38	74-87-3	
Dibromochloromethane	ND	ug/L	1.0	0.21	1		10/12/15 23:38	124-48-1	
1,1-Dichloroethane	ND	ug/L	1.0	0.050	1		10/12/15 23:38	75-34-3	
1,2-Dichloroethane	ND	ug/L	1.0	0.12	1		10/12/15 23:38	107-06-2	
1,1-Dichloroethene	ND	ug/L	1.0	0.20	1		10/12/15 23:38	75-35-4	
cis-1,2-Dichloroethene	ND	ug/L	1.0	0.080	1		10/12/15 23:38	156-59-2	
trans-1,2-Dichloroethene	ND	ug/L	1.0	0.20	1		10/12/15 23:38	156-60-5	
1,2-Dichloropropane	ND	ug/L	1.0	0.16	1		10/12/15 23:38	78-87-5	
cis-1,3-Dichloropropene	ND	ug/L	1.0	0.14	1		10/12/15 23:38	10061-01-5	
trans-1,3-Dichloropropene	ND	ug/L	1.0	0.12	1		10/12/15 23:38	10061-02-6	
Ethylbenzene	ND	ug/L	1.0	0.18	1		10/12/15 23:38	100-41-4	
2-Hexanone	ND	ug/L	10.0	1.2	1		10/12/15 23:38	591-78-6	
Methylene chloride	ND	ug/L	1.0	0.15	1		10/12/15 23:38	75-09-2	
4-Methyl-2-pentanone (MIBK)	ND	ug/L	10.0	0.42	1		10/12/15 23:38	108-10-1	
Styrene	ND	ug/L	1.0	0.12	1		10/12/15 23:38	100-42-5	
1,1,2,2-Tetrachloroethane	ND	ug/L	1.0	0.15	1		10/12/15 23:38	79-34-5	
Tetrachloroethene	ND	ug/L	1.0	0.10	1		10/12/15 23:38	127-18-4	
Toluene	ND	ug/L	1.0	0.17	1		10/12/15 23:38	108-88-3	
1,1,1-Trichloroethane	ND	ug/L	1.0	0.11	1		10/12/15 23:38	71-55-6	
1,1,2-Trichloroethane	ND	ug/L	1.0	0.20	1		10/12/15 23:38	79-00-5	
Trichloroethene	**0.39J**	ug/L	1.0	0.17	1		10/12/15 23:38	79-01-6	B
Vinyl chloride	ND	ug/L	1.0	0.13	1		10/12/15 23:38	75-01-4	
Xylene (Total)	ND	ug/L	3.0	0.42	1		10/12/15 23:38	1330-20-7	
Surrogates									
4-Bromofluorobenzene (S)	97	%	80-120		1		10/12/15 23:38	460-00-4	
1,2-Dichloroethane-d4 (S)	97	%	80-120		1		10/12/15 23:38	17060-07-0	
Toluene-d8 (S)	99	%	80-120		1		10/12/15 23:38	2037-26-5	
Preservation pH	**1.0**		0.10	0.10	1		10/12/15 23:38		

REPORT OF LABORATORY ANALYSIS

This report shall not be reproduced, except in full,
without the written consent of Pace Analytical Services, Inc..

Pace Analytical Services, Inc.
9608 Loiret Blvd.
Lenexa, KS 66219
(913)599-5665

QUALITY CONTROL DATA

Project: Fort Smith, AR
Pace Project No.: 60204621

QC Batch: MSV/72186 Analysis Method: EPA 5030B/8260
QC Batch Method: EPA 5030B/8260 Analysis Description: 8260 MSV Water 10 mL Purge
Associated Lab Samples: 60204621001, 60204621002, 60204621003, 60204621004, 60204621005

METHOD BLANK: 1648882 Matrix: Water
Associated Lab Samples: 60204621001, 60204621002, 60204621003, 60204621004, 60204621005

Parameter	Units	Blank Result	Reporting Limit	Analyzed	Qualifiers
1,1,1-Trichloroethane	ug/L	ND	1.0	10/12/15 21:29	
1,1,2,2-Tetrachloroethane	ug/L	ND	1.0	10/12/15 21:29	
1,1,2-Trichloroethane	ug/L	ND	1.0	10/12/15 21:29	
1,1-Dichloroethane	ug/L	ND	1.0	10/12/15 21:29	
1,1-Dichloroethene	ug/L	ND	1.0	10/12/15 21:29	
1,2-Dichloroethane	ug/L	ND	1.0	10/12/15 21:29	
1,2-Dichloropropane	ug/L	ND	1.0	10/12/15 21:29	
2-Butanone (MEK)	ug/L	ND	10.0	10/12/15 21:29	
2-Hexanone	ug/L	ND	10.0	10/12/15 21:29	
4-Methyl-2-pentanone (MIBK)	ug/L	ND	10.0	10/12/15 21:29	
Acetone	ug/L	ND	10.0	10/12/15 21:29	
Benzene	ug/L	ND	1.0	10/12/15 21:29	
Bromodichloromethane	ug/L	ND	1.0	10/12/15 21:29	
Bromoform	ug/L	ND	1.0	10/12/15 21:29	
Bromomethane	ug/L	ND	5.0	10/12/15 21:29	
Carbon disulfide	ug/L	ND	5.0	10/12/15 21:29	
Carbon tetrachloride	ug/L	ND	1.0	10/12/15 21:29	
Chlorobenzene	ug/L	ND	1.0	10/12/15 21:29	
Chloroethane	ug/L	ND	1.0	10/12/15 21:29	
Chloroform	ug/L	ND	1.0	10/12/15 21:29	
Chloromethane	ug/L	0.080J	1.0	10/12/15 21:29	
cis-1,2-Dichloroethene	ug/L	ND	1.0	10/12/15 21:29	
cis-1,3-Dichloropropene	ug/L	ND	1.0	10/12/15 21:29	
Dibromochloromethane	ug/L	ND	1.0	10/12/15 21:29	
Ethylbenzene	ug/L	ND	1.0	10/12/15 21:29	
Methylene chloride	ug/L	ND	1.0	10/12/15 21:29	
Styrene	ug/L	ND	1.0	10/12/15 21:29	
Tetrachloroethene	ug/L	ND	1.0	10/12/15 21:29	
Toluene	ug/L	ND	1.0	10/12/15 21:29	
trans-1,2-Dichloroethene	ug/L	ND	1.0	10/12/15 21:29	
trans-1,3-Dichloropropene	ug/L	ND	1.0	10/12/15 21:29	
Trichloroethene	ug/L	0.37J	1.0	10/12/15 21:29	
Vinyl chloride	ug/L	ND	1.0	10/12/15 21:29	
Xylene (Total)	ug/L	ND	3.0	10/12/15 21:29	
1,2-Dichloroethane-d4 (S)	%	99	80-120	10/12/15 21:29	
4-Bromofluorobenzene (S)	%	100	80-120	10/12/15 21:29	
Toluene-d8 (S)	%	101	80-120	10/12/15 21:29	

Results presented on this page are in the units indicated by the "Units" column except where an alternate unit is presented to the right of the result.

REPORT OF LABORATORY ANALYSIS

This report shall not be reproduced, except in full,
without the written consent of Pace Analytical Services, Inc..

Pace Analytical Services, Inc.
9608 Loiret Blvd.
Lenexa, KS 66219
(913)599-5665

QUALITY CONTROL DATA

Project: Fort Smith, AR
Pace Project No.: 60204621

LABORATORY CONTROL SAMPLE: 1648883

Parameter	Units	Spike Conc.	LCS Result	LCS % Rec	% Rec Limits	Qualifiers
1,1,1-Trichloroethane	ug/L	20	18.3	92	80-120	
1,1,2,2-Tetrachloroethane	ug/L	20	17.0	85	73-121	
1,1,2-Trichloroethane	ug/L	20	18.0	90	80-120	
1,1-Dichloroethane	ug/L	20	18.5	92	80-120	
1,1-Dichloroethene	ug/L	20	18.6	93	80-120	
1,2-Dichloroethane	ug/L	20	17.7	89	81-120	
1,2-Dichloropropane	ug/L	20	18.1	91	80-120	
2-Butanone (MEK)	ug/L	100	110	110	67-122	
2-Hexanone	ug/L	100	110	110	75-121	
4-Methyl-2-pentanone (MIBK)	ug/L	100	92.3	92	76-120	
Acetone	ug/L	100	122	122	72-120	L0
Benzene	ug/L	20	19.0	95	80-120	
Bromodichloromethane	ug/L	20	17.8	89	80-120	
Bromoform	ug/L	20	18.0	90	73-138	
Bromomethane	ug/L	20	24.1	120	38-137	
Carbon disulfide	ug/L	20	20.2	101	71-129	
Carbon tetrachloride	ug/L	20	18.2	91	67-146	
Chlorobenzene	ug/L	20	18.7	93	80-120	
Chloroethane	ug/L	20	18.9	94	76-120	
Chloroform	ug/L	20	16.9	85	80-120	
Chloromethane	ug/L	20	16.5	83	34-165	
cis-1,2-Dichloroethene	ug/L	20	18.0	90	80-120	
cis-1,3-Dichloropropene	ug/L	20	17.7	89	80-120	
Dibromochloromethane	ug/L	20	18.7	93	80-126	
Ethylbenzene	ug/L	20	19.0	95	80-120	
Methylene chloride	ug/L	20	20.1	100	80-120	
Styrene	ug/L	20	19.8	99	80-123	
Tetrachloroethene	ug/L	20	19.1	96	80-123	
Toluene	ug/L	20	18.9	95	80-120	
trans-1,2-Dichloroethene	ug/L	20	17.5	88	80-120	
trans-1,3-Dichloropropene	ug/L	20	18.8	94	80-129	
Trichloroethene	ug/L	20	17.8	89	80-120	
Vinyl chloride	ug/L	20	19.3	96	62-125	
Xylene (Total)	ug/L	60	57.5	96	80-120	
1,2-Dichloroethane-d4 (S)	%			96	80-120	
4-Bromofluorobenzene (S)	%			98	80-120	
Toluene-d8 (S)	%			104	80-120	

Results presented on this page are in the units indicated by the "Units" column except where an alternate unit is presented to the right of the result.

REPORT OF LABORATORY ANALYSIS

This report shall not be reproduced, except in full,
without the written consent of Pace Analytical Services, Inc..

Pace Analytical Services, Inc.
9608 Loiret Blvd.
Lenexa, KS 66219
(913)599-5665

QUALIFIERS

Project: Fort Smith, AR
Pace Project No.: 60204621

DEFINITIONS

DF - Dilution Factor, if reported, represents the factor applied to the reported data due to dilution of the sample aliquot.

ND - Not Detected at or above adjusted reporting limit.

J - Estimated concentration above the adjusted method detection limit and below the adjusted reporting limit.

MDL - Adjusted Method Detection Limit.

PQL - Practical Quantitation Limit.

RL - Reporting Limit.

S - Surrogate

1,2-Diphenylhydrazine decomposes to and cannot be separated from Azobenzene using Method 8270. The result for each analyte is a combined concentration.

Consistent with EPA guidelines, unrounded data are displayed and have been used to calculate % recovery and RPD values.

LCS(D) - Laboratory Control Sample (Duplicate)

MS(D) - Matrix Spike (Duplicate)

DUP - Sample Duplicate

RPD - Relative Percent Difference

NC - Not Calculable.

SG - Silica Gel - Clean-Up

U - Indicates the compound was analyzed for, but not detected.

N-Nitrosodiphenylamine decomposes and cannot be separated from Diphenylamine using Method 8270. The result reported for each analyte is a combined concentration.

Pace Analytical is TNI accredited. Contact your Pace PM for the current list of accredited analytes.

TNI - The NELAC Institute.

LABORATORIES

PASI-K	Pace Analytical Services - Kansas City

BATCH QUALIFIERS

Batch: MSV/72186

[M5]	A matrix spike/matrix spike duplicate was not performed for this batch due to insufficient sample volume.

ANALYTE QUALIFIERS

B	Analyte was detected in the associated method blank.
L0	Analyte recovery in the laboratory control sample (LCS) was outside QC limits.
L1	Analyte recovery in the laboratory control sample (LCS) was above QC limits. Results for this analyte in associated samples may be biased high.
L3	Analyte recovery in the laboratory control sample (LCS) exceeded QC limits. Analyte presence below reporting limits in associated samples. Results unaffected by high bias.

This report shall not be reproduced, except in full,
without the written consent of Pace Analytical Services, Inc..

Pace Analytical Services, Inc.
9608 Loiret Blvd.
Lenexa, KS 66219
(913)599-5665

QUALITY CONTROL DATA CROSS REFERENCE TABLE

Project: Fort Smith, AR
Pace Project No.: 60204621

Lab ID	Sample ID	QC Batch Method	QC Batch	Analytical Method	Analytical Batch
60204621001	**MW-177-201510**	EPA 5030B/8260	MSV/72186		
60204621002	**MW-178-201510**	EPA 5030B/8260	MSV/72186		
60204621003	**MW-180-201510**	EPA 5030B/8260	MSV/72186		
60204621004	**VP-14-201510**	EPA 5030B/8260	MSV/72186		
60204621005	**VP-12-201510**	EPA 5030B/8260	MSV/72186		

This report shall not be reproduced, except in full,
without the written consent of Pace Analytical Services, Inc..

Pace Analytical®
www.pacelabs.com

Sample Condition Upon Receipt

WO# : 60204621

60204621

Client Name: Environ

Optional
Proj Due Date:
Proj Name:

Courier: FedEx ☐ UPS ☐ VIA ☑ Clay ☐ PEX ☐ ECI ☐ Pace ☐ Other ☐ Client ☐

Tracking #: _____ Pace Shipping Label Used? Yes ☐ No ☑

Custody Seal on Cooler/Box Present: Yes ☑ No ☐ Seals intact: Yes ☑ No ☐

Packing Material: Bubble Wrap ☐ Bubble Bags ☐ Foam ☑ None ☐ Other ☐

Thermometer Used: CF +0.6 T-239 / ~~CF +0.6 T-262~~ **Type of Ice:** Wet (circle one) Blue None ☐ Samples received on ice, cooling process has begun.

Cooler Temperature: 2.2

Date and initials of person examining contents: pw 10/8/15

Temperature should be above freezing to 6°C

Chain of Custody present:	☑Yes ☐No ☐N/A	1.
Chain of Custody filled out:	☑Yes ☐No ☐N/A	2.
Chain of Custody relinquished:	☑Yes ☐No ☐N/A	3.
Sampler name & signature on COC:	☑Yes ☐No ☐N/A	4.
Samples arrived within holding time:	☑Yes ☐No ☐N/A	5.
Short Hold Time analyses (<72hr):	☐Yes ☑No ☐N/A	6.
Rush Turn Around Time requested:	☐Yes ☑No ☐N/A	7.
Sufficient volume:	☑Yes ☐No ☐N/A	8.
Correct containers used:	☑Yes ☐No ☐N/A	
Pace containers used:	☑Yes ☐No ☐N/A	9.
Containers intact:	☑Yes ☐No ☐N/A	10.
Unpreserved 5035A soils frozen w/in 48hrs?	☐Yes ☐No ☑N/A	11.
Filtered volume received for dissolved tests?	☐Yes ☐No ☑N/A	12.
Sample labels match COC:	☑Yes ☐No ☐N/A	
Includes date/time/ID/analyses Matrix: WT		13.
All containers needing preservation have been checked.	☐Yes ☐No ☑N/A	
All containers needing preservation are found to be in compliance with EPA recommendation.	☐Yes ☐No ☐N/A	14.
Exceptions: VOA, Coliform, O&G, WI-DRO (water)	☑Yes ☐No	Initial when completed / Lot # of added preservative
Trip Blank present:	☐Yes ☑No ☐N/A	
Pace Trip Blank lot # (if purchased): _____		15.
Headspace in VOA vials (>6mm):	☐Yes ☑No ☐N/A	16.
Project sampled in USDA Regulated Area:	☐Yes ☐No ☑N/A	17. List State:
Additional labels attached to 5035A vials in the field?	☐Yes ☐No ☑N/A	18.

Client Notification/ Resolution: Copy COC to Client? Y / (N) Field Data Required? Y / (N)

Person Contacted: _____ Date/Time: _____

Comments/ Resolution: _____

Project Manager Review: CBC Date: 10/8/15

CHAIN-OF-CUSTODY / Analytical Request Document

The Chain-of-Custody is a LEGAL DOCUMENT. All relevant fields must be completed accurately.

Pace Analytical
www.pacelabs.com

Page: 1 of 1

Section A Required Client Information:

Company:	Environ
Address:	7500 College Blvd., Ste. 925
	Overland Park, KS 66210
Email To:	wstonestreet@environcorp.com
Phone: 913-553-5926	Fax:
Requested Due Date/TAT:	

Section B Required Project Information:

Report To:	Wendy Stonestreet
Copy To:	Tammy Gleason
Purchase Order No.:	NA
Project Name:	Fort Smith, AR
Project Number:	

Section C Invoice Information:

Attention:	Tammy Gleason
Company Name:	Environ
Address:	250 Monroe Ave. NW Grand Rapids
Pace Quote Reference:	Michigan, 49503
Pace Project Manager:	Colleen Clyne
Pace Profile #:	7444, line 1

REGULATORY AGENCY

☐ NPDES ☐ GROUND WATER ☐ DRINKING WATER
☐ UST ☐ RCRA ☑ OTHER ADEQ

Site Location STATE: AR

Section D Required Client Information

SAMPLE ID (A-Z, 0-9 / ,-) Sample IDs MUST BE UNIQUE

Valid Matrix Codes

MATRIX	CODE
DRINKING WATER	DW
WATER	WT
WASTE WATER	WW
PRODUCT	P
SOIL/SOLID	SL
OIL	OL
WIPE	WP
AIR	AR
OTHER	OT
TISSUE	TS

Requested Analysis Filtered (Y/N)

ITEM #	SAMPLE ID	MATRIX CODE (see valid codes to left)	SAMPLE TYPE (G=GRAB C=COMP)	COLLECTED COMPOSITE START DATE	COLLECTED COMPOSITE START TIME	COLLECTED COMPOSITE END/GRAB DATE	COLLECTED COMPOSITE END/GRAB TIME	SAMPLE TEMP AT COLLECTION	# OF CONTAINERS	Preservatives: Unpreserved	H_2SO_4	HNO_3	HCl	NaOH	$Na_2S_2O_3$	Methanol	Other	Analysis Test Y/N	8260 VOCs	Alkalinity	TOC	Chloride, Sulfate	8015 Chloroethanol (Pace Dallas)	8010-Iron/Mn	Ferric Iron calc. (send field Ferrous)	Ammonia	Nitrate+Nitrite	Total Phosphate (Pace Dallas)	Sulfide	CO2 Calc (Alkalinity +pH)	Residual Chlorine (Y/N)	Pace Project No./ Lab I.D. 60204621
1	MW-177-201510	WT	G			10/6/15	1055		3				X					X										Y	30694 001
2	MW-178-201510	WT	G			10/7/15	1520		3				X					X										N	002
3	MW-180-201510	WT	G			10/7/15	1630		3				X					X										N	003
4	VP-14-201510	WT	G			10/7/15	1635		3				X					X										N	004
5	VP-12-201510	WT	G			10/7/15	1650		3				X					X										N	005
6																														
7																														
8																														
9																														
10																														
11																														
12																														

ADDITIONAL COMMENTS	RELINQUISHED BY / AFFILIATION	DATE	TIME	ACCEPTED BY / AFFILIATION	DATE	TIME	SAMPLE CONDITIONS: Temp in °C	Received on Ice (Y/N)	Custody Sealed Cooler (Y/N)	Samples Intact (Y/N)
Level IV data package required	Wendy Stonestreet ENVIRON	10/7/15	1900		10/8/15	1045	2.2	Y	Y	Y

SAMPLER NAME AND SIGNATURE

PRINT Name of SAMPLER: Wendy Stonestreet

SIGNATURE of SAMPLER: Wendy Stonestreet DATE Signed (MM/DD/YY): 10/7/15

*Important Note: By signing this form you are accepting Pace's NET 30 day payment terms and agreeing to late charges of 1.5% per month for any invoices not paid within 30 days.

F-ALL-Q-020rev.07, 15-Feb-2007

Pace Analytical Services, Inc.
9608 Loiret Blvd.
Lenexa, KS 66219
(913)599-5665

October 16, 2015

Wendy Stonestreet
Environ International Corporation
7500 College Blvd Ste 925
Overland Park, KS 66210

RE: Project: Fort Smith, AR
Pace Project No.: 60204623

Dear Wendy Stonestreet:
Enclosed are the analytical results for sample(s) received by the laboratory on October 08, 2015. The results relate only to the samples included in this report. Results reported herein conform to the most current TNI standards and the laboratory's Quality Assurance Manual, where applicable, unless otherwise noted in the body of the report.

If you have any questions concerning this report, please feel free to contact me.

Sincerely,

Colleen Clyne
colleen.clyne@pacelabs.com
Project Manager

Enclosures

cc: Tamara Gleason, ENVIRON International Corporation

This report shall not be reproduced, except in full,
without the written consent of Pace Analytical Services, Inc..

Pace Analytical Services, Inc.
9608 Loiret Blvd.
Lenexa, KS 66219
(913)599-5665

CERTIFICATIONS

Project: Fort Smith, AR
Pace Project No.: 60204623

Kansas Certification IDs
9608 Loiret Boulevard, Lenexa, KS 66219
WY STR Certification #: 2456.01
Arkansas Certification #: 15-016-0
Illinois Certification #: 003097
Iowa Certification #: 118
Kansas/NELAP Certification #: E-10116
Louisiana Certification #: 03055
Nevada Certification #: KS000212008A
Oklahoma Certification #: 9205/9935
Texas Certification #: T104704407
Utah Certification #: KS00021

This report shall not be reproduced, except in full,
without the written consent of Pace Analytical Services, Inc..

Pace Analytical Services, Inc.
9608 Loiret Blvd.
Lenexa, KS 66219
(913)599-5665

SAMPLE SUMMARY

Project: Fort Smith, AR
Pace Project No.: 60204623

Lab ID	Sample ID	Matrix	Date Collected	Date Received
60204623001	**VP-10-201510**	Water	10/06/15 14:50	10/08/15 10:45
60204623002	**MW-176-201510**	Water	10/06/15 14:10	10/08/15 10:45

REPORT OF LABORATORY ANALYSIS

This report shall not be reproduced, except in full,
without the written consent of Pace Analytical Services, Inc..

Pace Analytical Services, Inc.
9608 Loiret Blvd.
Lenexa, KS 66219
(913)599-5665

SAMPLE ANALYTE COUNT

Project: Fort Smith, AR
Pace Project No.: 60204623

Lab ID	Sample ID	Method	Analysts	Analytes Reported	Laboratory
60204623001	**VP-10-201510**	EPA 5030B/8260	PGH	38	PASI-K
60204623002	**MW-176-201510**	EPA 5030B/8260	PGH	38	PASI-K

This report shall not be reproduced, except in full,
without the written consent of Pace Analytical Services, Inc..

Pace Analytical Services, Inc.
9608 Loiret Blvd.
Lenexa, KS 66219
(913)599-5665

PROJECT NARRATIVE

Project: Fort Smith, AR
Pace Project No.: 60204623

Method: **EPA 5030B/8260**
Description: 8260 MSV
Client: Environ_AR
Date: October 16, 2015

General Information:
2 samples were analyzed for EPA 5030B/8260. All samples were received in acceptable condition with any exceptions noted below or on the chain-of custody and/or the sample condition upon receipt form (SCUR) attached at the end of this report.

Hold Time:
The samples were analyzed within the method required hold times with any exceptions noted below.

Initial Calibrations (including MS Tune as applicable):
All criteria were within method requirements with any exceptions noted below.

Continuing Calibration:
All criteria were within method requirements with any exceptions noted below.

Internal Standards:
All internal standards were within QC limits with any exceptions noted below.

Surrogates:
All surrogates were within QC limits with any exceptions noted below.

Method Blank:
All analytes were below the report limit in the method blank, where applicable, with any exceptions noted below.

Laboratory Control Spike:
All laboratory control spike compounds were within QC limits with any exceptions noted below.

QC Batch: MSV/72186

L0: Analyte recovery in the laboratory control sample (LCS) was outside QC limits.

- LCS (Lab ID: 1648883)
  - Acetone

Matrix Spikes:
All percent recoveries and relative percent differences (RPDs) were within acceptance criteria with any exceptions noted below.

QC Batch: MSV/72181

A matrix spike/matrix spike duplicate was not performed due to insufficient sample volume.

QC Batch: MSV/72186

A matrix spike/matrix spike duplicate was not performed due to insufficient sample volume.

Additional Comments:

This data package has been reviewed for quality and completeness and is approved for release.

This report shall not be reproduced, except in full,
without the written consent of Pace Analytical Services, Inc..

Pace Analytical Services, Inc.
9608 Loiret Blvd.
Lenexa, KS 66219
(913)599-5665

ANALYTICAL RESULTS

Project: Fort Smith, AR
Pace Project No.: 60204623

Sample: VP-10-201510 **Lab ID: 60204623001** Collected: 10/06/15 14:50 Received: 10/08/15 10:45 Matrix: Water

Parameters	Results	Units	Report Limit	MDL	DF	Prepared	Analyzed	CAS No.	Qual
8260 MSV	Analytical Method: EPA 5030B/8260								
Acetone	ND	ug/L	10.0	1.9	1		10/12/15 11:21	67-64-1	
Benzene	**0.15J**	ug/L	1.0	0.060	1		10/12/15 11:21	71-43-2	
Bromodichloromethane	ND	ug/L	1.0	0.19	1		10/12/15 11:21	75-27-4	
Bromoform	ND	ug/L	1.0	0.070	1		10/12/15 11:21	75-25-2	
Bromomethane	ND	ug/L	5.0	0.16	1		10/12/15 11:21	74-83-9	
2-Butanone (MEK)	ND	ug/L	10.0	0.59	1		10/12/15 11:21	78-93-3	
Carbon disulfide	ND	ug/L	5.0	0.12	1		10/12/15 11:21	75-15-0	
Carbon tetrachloride	ND	ug/L	1.0	0.18	1		10/12/15 11:21	56-23-5	
Chlorobenzene	ND	ug/L	1.0	0.21	1		10/12/15 11:21	108-90-7	
Chloroethane	ND	ug/L	1.0	0.15	1		10/12/15 11:21	75-00-3	
Chloroform	**0.95J**	ug/L	1.0	0.14	1		10/12/15 11:21	67-66-3	
Chloromethane	ND	ug/L	1.0	0.080	1		10/12/15 11:21	74-87-3	
Dibromochloromethane	ND	ug/L	1.0	0.21	1		10/12/15 11:21	124-48-1	
1,1-Dichloroethane	ND	ug/L	1.0	0.050	1		10/12/15 11:21	75-34-3	
1,2-Dichloroethane	ND	ug/L	1.0	0.12	1		10/12/15 11:21	107-06-2	
1,1-Dichloroethene	**0.82J**	ug/L	1.0	0.20	1		10/12/15 11:21	75-35-4	
cis-1,2-Dichloroethene	**8.8**	ug/L	1.0	0.080	1		10/12/15 11:21	156-59-2	
trans-1,2-Dichloroethene	ND	ug/L	1.0	0.20	1		10/12/15 11:21	156-60-5	
1,2-Dichloropropane	ND	ug/L	1.0	0.16	1		10/12/15 11:21	78-87-5	
cis-1,3-Dichloropropene	ND	ug/L	1.0	0.14	1		10/12/15 11:21	10061-01-5	
trans-1,3-Dichloropropene	ND	ug/L	1.0	0.12	1		10/12/15 11:21	10061-02-6	
Ethylbenzene	ND	ug/L	1.0	0.18	1		10/12/15 11:21	100-41-4	
2-Hexanone	ND	ug/L	10.0	1.2	1		10/12/15 11:21	591-78-6	
Methylene chloride	ND	ug/L	1.0	0.15	1		10/12/15 11:21	75-09-2	
4-Methyl-2-pentanone (MIBK)	ND	ug/L	10.0	0.42	1		10/12/15 11:21	108-10-1	
Styrene	ND	ug/L	1.0	0.12	1		10/12/15 11:21	100-42-5	
1,1,2,2-Tetrachloroethane	ND	ug/L	1.0	0.15	1		10/12/15 11:21	79-34-5	
Tetrachloroethene	ND	ug/L	1.0	0.10	1		10/12/15 11:21	127-18-4	
Toluene	**0.56J**	ug/L	1.0	0.17	1		10/12/15 11:21	108-88-3	
1,1,1-Trichloroethane	ND	ug/L	1.0	0.11	1		10/12/15 11:21	71-55-6	
1,1,2-Trichloroethane	ND	ug/L	1.0	0.20	1		10/12/15 11:21	79-00-5	
Trichloroethene	**198**	ug/L	1.0	0.17	1		10/12/15 11:21	79-01-6	
Vinyl chloride	**0.15J**	ug/L	1.0	0.13	1		10/12/15 11:21	75-01-4	
Xylene (Total)	ND	ug/L	3.0	0.42	1		10/12/15 11:21	1330-20-7	
Surrogates									
4-Bromofluorobenzene (S)	97	%	80-120		1		10/12/15 11:21	460-00-4	
1,2-Dichloroethane-d4 (S)	100	%	80-120		1		10/12/15 11:21	17060-07-0	
Toluene-d8 (S)	102	%	80-120		1		10/12/15 11:21	2037-26-5	
Preservation pH	**1.0**		0.10	0.10	1		10/12/15 11:21		

REPORT OF LABORATORY ANALYSIS

This report shall not be reproduced, except in full,
without the written consent of Pace Analytical Services, Inc..

Pace Analytical Services, Inc.
9608 Loiret Blvd.
Lenexa, KS 66219
(913)599-5665

ANALYTICAL RESULTS

Project: Fort Smith, AR
Pace Project No.: 60204623

Sample: MW-176-201510 **Lab ID: 60204623002** Collected: 10/06/15 14:10 Received: 10/08/15 10:45 Matrix: Water

Parameters	Results	Units	Report Limit	MDL	DF	Prepared	Analyzed	CAS No.	Qual
8260 MSV	Analytical Method: EPA 5030B/8260								
Acetone	ND	ug/L	10.0	1.9	1		10/13/15 02:32	67-64-1	L3
Benzene	**0.11J**	ug/L	1.0	0.060	1		10/13/15 02:32	71-43-2	
Bromodichloromethane	ND	ug/L	1.0	0.19	1		10/13/15 02:32	75-27-4	
Bromoform	ND	ug/L	1.0	0.070	1		10/13/15 02:32	75-25-2	
Bromomethane	ND	ug/L	5.0	0.16	1		10/13/15 02:32	74-83-9	
2-Butanone (MEK)	ND	ug/L	10.0	0.59	1		10/13/15 02:32	78-93-3	
Carbon disulfide	ND	ug/L	5.0	0.12	1		10/13/15 02:32	75-15-0	
Carbon tetrachloride	ND	ug/L	1.0	0.18	1		10/13/15 02:32	56-23-5	
Chlorobenzene	ND	ug/L	1.0	0.21	1		10/13/15 02:32	108-90-7	
Chloroethane	ND	ug/L	1.0	0.15	1		10/13/15 02:32	75-00-3	
Chloroform	ND	ug/L	1.0	0.14	1		10/13/15 02:32	67-66-3	
Chloromethane	ND	ug/L	1.0	0.080	1		10/13/15 02:32	74-87-3	
Dibromochloromethane	ND	ug/L	1.0	0.21	1		10/13/15 02:32	124-48-1	
1,1-Dichloroethane	ND	ug/L	1.0	0.050	1		10/13/15 02:32	75-34-3	
1,2-Dichloroethane	ND	ug/L	1.0	0.12	1		10/13/15 02:32	107-06-2	
1,1-Dichloroethene	**3.5**	ug/L	1.0	0.20	1		10/13/15 02:32	75-35-4	
cis-1,2-Dichloroethene	**111**	ug/L	1.0	0.080	1		10/13/15 02:32	156-59-2	
trans-1,2-Dichloroethene	**2.3**	ug/L	1.0	0.20	1		10/13/15 02:32	156-60-5	
1,2-Dichloropropane	ND	ug/L	1.0	0.16	1		10/13/15 02:32	78-87-5	
cis-1,3-Dichloropropene	ND	ug/L	1.0	0.14	1		10/13/15 02:32	10061-01-5	
trans-1,3-Dichloropropene	ND	ug/L	1.0	0.12	1		10/13/15 02:32	10061-02-6	
Ethylbenzene	ND	ug/L	1.0	0.18	1		10/13/15 02:32	100-41-4	
2-Hexanone	ND	ug/L	10.0	1.2	1		10/13/15 02:32	591-78-6	
Methylene chloride	ND	ug/L	1.0	0.15	1		10/13/15 02:32	75-09-2	
4-Methyl-2-pentanone (MIBK)	ND	ug/L	10.0	0.42	1		10/13/15 02:32	108-10-1	
Styrene	ND	ug/L	1.0	0.12	1		10/13/15 02:32	100-42-5	
1,1,2,2-Tetrachloroethane	ND	ug/L	1.0	0.15	1		10/13/15 02:32	79-34-5	
Tetrachloroethene	ND	ug/L	1.0	0.10	1		10/13/15 02:32	127-18-4	
Toluene	**0.47J**	ug/L	1.0	0.17	1		10/13/15 02:32	108-88-3	
1,1,1-Trichloroethane	ND	ug/L	1.0	0.11	1		10/13/15 02:32	71-55-6	
1,1,2-Trichloroethane	ND	ug/L	1.0	0.20	1		10/13/15 02:32	79-00-5	
Trichloroethene	**420**	ug/L	10.0	1.7	10		10/13/15 02:46	79-01-6	
Vinyl chloride	**1.2**	ug/L	1.0	0.13	1		10/13/15 02:32	75-01-4	
Xylene (Total)	ND	ug/L	3.0	0.42	1		10/13/15 02:32	1330-20-7	
Surrogates									
4-Bromofluorobenzene (S)	99	%	80-120		1		10/13/15 02:32	460-00-4	
1,2-Dichloroethane-d4 (S)	99	%	80-120		1		10/13/15 02:32	17060-07-0	
Toluene-d8 (S)	101	%	80-120		1		10/13/15 02:32	2037-26-5	
Preservation pH	**1.0**		0.10	0.10	1		10/13/15 02:32		

REPORT OF LABORATORY ANALYSIS

This report shall not be reproduced, except in full,
without the written consent of Pace Analytical Services, Inc..

Pace Analytical Services, Inc.
9608 Loiret Blvd.
Lenexa, KS 66219
(913)599-5665

QUALITY CONTROL DATA

Project: Fort Smith, AR
Pace Project No.: 60204623

QC Batch: MSV/72181
QC Batch Method: EPA 5030B/8260
Analysis Method: EPA 5030B/8260
Analysis Description: 8260 MSV Water 10 mL Purge
Associated Lab Samples: 60204623001

METHOD BLANK: 1648794
Matrix: Water
Associated Lab Samples: 60204623001

Parameter	Units	Blank Result	Reporting Limit	Analyzed	Qualifiers
1,1,1-Trichloroethane	ug/L	ND	1.0	10/12/15 09:25	
1,1,2,2-Tetrachloroethane	ug/L	ND	1.0	10/12/15 09:25	
1,1,2-Trichloroethane	ug/L	ND	1.0	10/12/15 09:25	
1,1-Dichloroethane	ug/L	ND	1.0	10/12/15 09:25	
1,1-Dichloroethene	ug/L	ND	1.0	10/12/15 09:25	
1,2-Dichloroethane	ug/L	ND	1.0	10/12/15 09:25	
1,2-Dichloropropane	ug/L	ND	1.0	10/12/15 09:25	
2-Butanone (MEK)	ug/L	ND	10.0	10/12/15 09:25	
2-Hexanone	ug/L	ND	10.0	10/12/15 09:25	
4-Methyl-2-pentanone (MIBK)	ug/L	ND	10.0	10/12/15 09:25	
Acetone	ug/L	ND	10.0	10/12/15 09:25	
Benzene	ug/L	ND	1.0	10/12/15 09:25	
Bromodichloromethane	ug/L	ND	1.0	10/12/15 09:25	
Bromoform	ug/L	ND	1.0	10/12/15 09:25	
Bromomethane	ug/L	ND	5.0	10/12/15 09:25	
Carbon disulfide	ug/L	ND	5.0	10/12/15 09:25	
Carbon tetrachloride	ug/L	ND	1.0	10/12/15 09:25	
Chlorobenzene	ug/L	ND	1.0	10/12/15 09:25	
Chloroethane	ug/L	ND	1.0	10/12/15 09:25	
Chloroform	ug/L	ND	1.0	10/12/15 09:25	
Chloromethane	ug/L	0.15J	1.0	10/12/15 09:25	
cis-1,2-Dichloroethene	ug/L	ND	1.0	10/12/15 09:25	
cis-1,3-Dichloropropene	ug/L	ND	1.0	10/12/15 09:25	
Dibromochloromethane	ug/L	ND	1.0	10/12/15 09:25	
Ethylbenzene	ug/L	ND	1.0	10/12/15 09:25	
Methylene chloride	ug/L	ND	1.0	10/12/15 09:25	
Styrene	ug/L	ND	1.0	10/12/15 09:25	
Tetrachloroethene	ug/L	ND	1.0	10/12/15 09:25	
Toluene	ug/L	ND	1.0	10/12/15 09:25	
trans-1,2-Dichloroethene	ug/L	ND	1.0	10/12/15 09:25	
trans-1,3-Dichloropropene	ug/L	ND	1.0	10/12/15 09:25	
Trichloroethene	ug/L	ND	1.0	10/12/15 09:25	
Vinyl chloride	ug/L	ND	1.0	10/12/15 09:25	
Xylene (Total)	ug/L	ND	3.0	10/12/15 09:25	
1,2-Dichloroethane-d4 (S)	%	99	80-120	10/12/15 09:25	
4-Bromofluorobenzene (S)	%	99	80-120	10/12/15 09:25	
Toluene-d8 (S)	%	101	80-120	10/12/15 09:25	

Results presented on this page are in the units indicated by the "Units" column except where an alternate unit is presented to the right of the result.

REPORT OF LABORATORY ANALYSIS

This report shall not be reproduced, except in full,
without the written consent of Pace Analytical Services, Inc..

Pace Analytical Services, Inc.
9608 Loiret Blvd.
Lenexa, KS 66219
(913)599-5665

QUALITY CONTROL DATA

Project: Fort Smith, AR
Pace Project No.: 60204623

LABORATORY CONTROL SAMPLE: 1648795

Parameter	Units	Spike Conc.	LCS Result	LCS % Rec	% Rec Limits	Qualifiers
1,1,1-Trichloroethane	ug/L	20	18.7	93	80-120	
1,1,2,2-Tetrachloroethane	ug/L	20	18.0	90	73-121	
1,1,2-Trichloroethane	ug/L	20	17.8	89	80-120	
1,1-Dichloroethane	ug/L	20	19.6	98	80-120	
1,1-Dichloroethene	ug/L	20	19.0	95	80-120	
1,2-Dichloroethane	ug/L	20	18.3	91	81-120	
1,2-Dichloropropane	ug/L	20	18.8	94	80-120	
2-Butanone (MEK)	ug/L	100	109	109	67-122	
2-Hexanone	ug/L	100	107	107	75-121	
4-Methyl-2-pentanone (MIBK)	ug/L	100	96.2	96	76-120	
Acetone	ug/L	100	107	107	72-120	
Benzene	ug/L	20	19.6	98	80-120	
Bromodichloromethane	ug/L	20	19.3	97	80-120	
Bromoform	ug/L	20	18.5	93	73-138	
Bromomethane	ug/L	20	22.7	114	38-137	
Carbon disulfide	ug/L	20	20.2	101	71-129	
Carbon tetrachloride	ug/L	20	18.5	92	67-146	
Chlorobenzene	ug/L	20	18.9	94	80-120	
Chloroethane	ug/L	20	19.0	95	76-120	
Chloroform	ug/L	20	18.3	92	80-120	
Chloromethane	ug/L	20	13.6	68	34-165	
cis-1,2-Dichloroethene	ug/L	20	19.2	96	80-120	
cis-1,3-Dichloropropene	ug/L	20	19.1	95	80-120	
Dibromochloromethane	ug/L	20	19.6	98	80-126	
Ethylbenzene	ug/L	20	19.3	97	80-120	
Methylene chloride	ug/L	20	18.7	94	80-120	
Styrene	ug/L	20	19.6	98	80-123	
Tetrachloroethene	ug/L	20	19.2	96	80-123	
Toluene	ug/L	20	19.3	97	80-120	
trans-1,2-Dichloroethene	ug/L	20	18.2	91	80-120	
trans-1,3-Dichloropropene	ug/L	20	19.7	99	80-129	
Trichloroethene	ug/L	20	17.0	85	80-120	
Vinyl chloride	ug/L	20	19.7	99	62-125	
Xylene (Total)	ug/L	60	57.9	96	80-120	
1,2-Dichloroethane-d4 (S)	%			100	80-120	
4-Bromofluorobenzene (S)	%			98	80-120	
Toluene-d8 (S)	%			102	80-120	

Results presented on this page are in the units indicated by the "Units" column except where an alternate unit is presented to the right of the result.

REPORT OF LABORATORY ANALYSIS

This report shall not be reproduced, except in full,
without the written consent of Pace Analytical Services, Inc..

Pace Analytical Services, Inc.
9608 Loiret Blvd.
Lenexa, KS 66219
(913)599-5665

QUALITY CONTROL DATA

Project: Fort Smith, AR
Pace Project No.: 60204623

QC Batch: MSV/72186
QC Batch Method: EPA 5030B/8260
Analysis Method: EPA 5030B/8260
Analysis Description: 8260 MSV Water 10 mL Purge
Associated Lab Samples: 60204623002

METHOD BLANK: 1648882
Matrix: Water
Associated Lab Samples: 60204623002

Parameter	Units	Blank Result	Reporting Limit	Analyzed	Qualifiers
1,1,1-Trichloroethane	ug/L	ND	1.0	10/12/15 21:29	
1,1,2,2-Tetrachloroethane	ug/L	ND	1.0	10/12/15 21:29	
1,1,2-Trichloroethane	ug/L	ND	1.0	10/12/15 21:29	
1,1-Dichloroethane	ug/L	ND	1.0	10/12/15 21:29	
1,1-Dichloroethene	ug/L	ND	1.0	10/12/15 21:29	
1,2-Dichloroethane	ug/L	ND	1.0	10/12/15 21:29	
1,2-Dichloropropane	ug/L	ND	1.0	10/12/15 21:29	
2-Butanone (MEK)	ug/L	ND	10.0	10/12/15 21:29	
2-Hexanone	ug/L	ND	10.0	10/12/15 21:29	
4-Methyl-2-pentanone (MIBK)	ug/L	ND	10.0	10/12/15 21:29	
Acetone	ug/L	ND	10.0	10/12/15 21:29	
Benzene	ug/L	ND	1.0	10/12/15 21:29	
Bromodichloromethane	ug/L	ND	1.0	10/12/15 21:29	
Bromoform	ug/L	ND	1.0	10/12/15 21:29	
Bromomethane	ug/L	ND	5.0	10/12/15 21:29	
Carbon disulfide	ug/L	ND	5.0	10/12/15 21:29	
Carbon tetrachloride	ug/L	ND	1.0	10/12/15 21:29	
Chlorobenzene	ug/L	ND	1.0	10/12/15 21:29	
Chloroethane	ug/L	ND	1.0	10/12/15 21:29	
Chloroform	ug/L	ND	1.0	10/12/15 21:29	
Chloromethane	ug/L	0.080J	1.0	10/12/15 21:29	
cis-1,2-Dichloroethene	ug/L	ND	1.0	10/12/15 21:29	
cis-1,3-Dichloropropene	ug/L	ND	1.0	10/12/15 21:29	
Dibromochloromethane	ug/L	ND	1.0	10/12/15 21:29	
Ethylbenzene	ug/L	ND	1.0	10/12/15 21:29	
Methylene chloride	ug/L	ND	1.0	10/12/15 21:29	
Styrene	ug/L	ND	1.0	10/12/15 21:29	
Tetrachloroethene	ug/L	ND	1.0	10/12/15 21:29	
Toluene	ug/L	ND	1.0	10/12/15 21:29	
trans-1,2-Dichloroethene	ug/L	ND	1.0	10/12/15 21:29	
trans-1,3-Dichloropropene	ug/L	ND	1.0	10/12/15 21:29	
Trichloroethene	ug/L	0.37J	1.0	10/12/15 21:29	
Vinyl chloride	ug/L	ND	1.0	10/12/15 21:29	
Xylene (Total)	ug/L	ND	3.0	10/12/15 21:29	
1,2-Dichloroethane-d4 (S)	%	99	80-120	10/12/15 21:29	
4-Bromofluorobenzene (S)	%	100	80-120	10/12/15 21:29	
Toluene-d8 (S)	%	101	80-120	10/12/15 21:29	

Results presented on this page are in the units indicated by the "Units" column except where an alternate unit is presented to the right of the result.

REPORT OF LABORATORY ANALYSIS

This report shall not be reproduced, except in full,
without the written consent of Pace Analytical Services, Inc..

Pace Analytical Services, Inc.
9608 Loiret Blvd.
Lenexa, KS 66219
(913)599-5665

QUALITY CONTROL DATA

Project: Fort Smith, AR
Pace Project No.: 60204623

LABORATORY CONTROL SAMPLE: 1648883

Parameter	Units	Spike Conc.	LCS Result	LCS % Rec	% Rec Limits	Qualifiers
1,1,1-Trichloroethane	ug/L	20	18.3	92	80-120	
1,1,2,2-Tetrachloroethane	ug/L	20	17.0	85	73-121	
1,1,2-Trichloroethane	ug/L	20	18.0	90	80-120	
1,1-Dichloroethane	ug/L	20	18.5	92	80-120	
1,1-Dichloroethene	ug/L	20	18.6	93	80-120	
1,2-Dichloroethane	ug/L	20	17.7	89	81-120	
1,2-Dichloropropane	ug/L	20	18.1	91	80-120	
2-Butanone (MEK)	ug/L	100	110	110	67-122	
2-Hexanone	ug/L	100	110	110	75-121	
4-Methyl-2-pentanone (MIBK)	ug/L	100	92.3	92	76-120	
Acetone	ug/L	100	122	122	72-120	L0
Benzene	ug/L	20	19.0	95	80-120	
Bromodichloromethane	ug/L	20	17.8	89	80-120	
Bromoform	ug/L	20	18.0	90	73-138	
Bromomethane	ug/L	20	24.1	120	38-137	
Carbon disulfide	ug/L	20	20.2	101	71-129	
Carbon tetrachloride	ug/L	20	18.2	91	67-146	
Chlorobenzene	ug/L	20	18.7	93	80-120	
Chloroethane	ug/L	20	18.9	94	76-120	
Chloroform	ug/L	20	16.9	85	80-120	
Chloromethane	ug/L	20	16.5	83	34-165	
cis-1,2-Dichloroethene	ug/L	20	18.0	90	80-120	
cis-1,3-Dichloropropene	ug/L	20	17.7	89	80-120	
Dibromochloromethane	ug/L	20	18.7	93	80-126	
Ethylbenzene	ug/L	20	19.0	95	80-120	
Methylene chloride	ug/L	20	20.1	100	80-120	
Styrene	ug/L	20	19.8	99	80-123	
Tetrachloroethene	ug/L	20	19.1	96	80-123	
Toluene	ug/L	20	18.9	95	80-120	
trans-1,2-Dichloroethene	ug/L	20	17.5	88	80-120	
trans-1,3-Dichloropropene	ug/L	20	18.8	94	80-129	
Trichloroethene	ug/L	20	17.8	89	80-120	
Vinyl chloride	ug/L	20	19.3	96	62-125	
Xylene (Total)	ug/L	60	57.5	96	80-120	
1,2-Dichloroethane-d4 (S)	%			96	80-120	
4-Bromofluorobenzene (S)	%			98	80-120	
Toluene-d8 (S)	%			104	80-120	

Results presented on this page are in the units indicated by the "Units" column except where an alternate unit is presented to the right of the result.

REPORT OF LABORATORY ANALYSIS

This report shall not be reproduced, except in full,
without the written consent of Pace Analytical Services, Inc..

Pace Analytical Services, Inc.
9608 Loiret Blvd.
Lenexa, KS 66219
(913)599-5665

QUALIFIERS

Project: Fort Smith, AR
Pace Project No.: 60204623

DEFINITIONS

DF - Dilution Factor, if reported, represents the factor applied to the reported data due to dilution of the sample aliquot.

ND - Not Detected at or above adjusted reporting limit.

J - Estimated concentration above the adjusted method detection limit and below the adjusted reporting limit.

MDL - Adjusted Method Detection Limit.

PQL - Practical Quantitation Limit.

RL - Reporting Limit.

S - Surrogate

1,2-Diphenylhydrazine decomposes to and cannot be separated from Azobenzene using Method 8270. The result for each analyte is a combined concentration.

Consistent with EPA guidelines, unrounded data are displayed and have been used to calculate % recovery and RPD values.

LCS(D) - Laboratory Control Sample (Duplicate)

MS(D) - Matrix Spike (Duplicate)

DUP - Sample Duplicate

RPD - Relative Percent Difference

NC - Not Calculable.

SG - Silica Gel - Clean-Up

U - Indicates the compound was analyzed for, but not detected.

N-Nitrosodiphenylamine decomposes and cannot be separated from Diphenylamine using Method 8270. The result reported for each analyte is a combined concentration.

Pace Analytical is TNI accredited. Contact your Pace PM for the current list of accredited analytes.

TNI - The NELAC Institute.

LABORATORIES

PASI-K	Pace Analytical Services - Kansas City

BATCH QUALIFIERS

Batch: MSV/72181

[M5]	A matrix spike/matrix spike duplicate was not performed for this batch due to insufficient sample volume.

Batch: MSV/72186

[M5]	A matrix spike/matrix spike duplicate was not performed for this batch due to insufficient sample volume.

ANALYTE QUALIFIERS

L0	Analyte recovery in the laboratory control sample (LCS) was outside QC limits.
L3	Analyte recovery in the laboratory control sample (LCS) exceeded QC limits. Analyte presence below reporting limits in associated samples. Results unaffected by high bias.

This report shall not be reproduced, except in full,
without the written consent of Pace Analytical Services, Inc..

Pace Analytical Services, Inc.
9608 Loiret Blvd.
Lenexa, KS 66219
(913)599-5665

QUALITY CONTROL DATA CROSS REFERENCE TABLE

Project: Fort Smith, AR
Pace Project No.: 60204623

Lab ID	Sample ID	QC Batch Method	QC Batch	Analytical Method	Analytical Batch
60204623001	**VP-10-201510**	EPA 5030B/8260	MSV/72181		
60204623002	**MW-176-201510**	EPA 5030B/8260	MSV/72186		

This report shall not be reproduced, except in full,
without the written consent of Pace Analytical Services, Inc..

Pace Analytical®
www.pacelabs.com

Sample Condition Upon Receipt

WO# : 60204623

60204623

Client Name: Environ

Optional
Proj Due Date:
Proj Name:

Courier: FedEx ☐ UPS ☐ VIA ☑ Clay ☐ PEX ☐ ECI ☐ Pace ☐ Other ☐ Client ☐

Tracking #: _____ Pace Shipping Label Used? Yes ☐ No ☑

Custody Seal on Cooler/Box Present: Yes ☑ No ☐ Seals intact: Yes ☑ No ☐

Packing Material: Bubble Wrap ☐ Bubble Bags ☐ Foam ☑ None ☐ Other ☐

Thermometer Used: CF +0.6 T-239 / ~~CF +0.6 T-262~~ **Type of Ice:** (Wet) Blue None ☐ Samples received on ice, cooling process has begun.
(circle one)

Cooler Temperature: 2.2

Date and initials of person examining contents: JW 10/8/15

Temperature should be above freezing to 6°C

Chain of Custody present:	☑Yes ☐No ☐N/A	1.
Chain of Custody filled out:	☑Yes ☐No ☐N/A	2.
Chain of Custody relinquished:	☑Yes ☐No ☐N/A	3.
Sampler name & signature on COC:	☑Yes ☐No ☐N/A	4.
Samples arrived within holding time:	☑Yes ☐No ☐N/A	5.
Short Hold Time analyses (<72hr):	☐Yes ☑No ☐N/A	6.
Rush Turn Around Time requested:	☐Yes ☑No ☐N/A	7.
Sufficient volume:	☑Yes ☐No ☐N/A	8.
Correct containers used:	☑Yes ☐No ☐N/A	
Pace containers used:	☑Yes ☐No ☐N/A	9.
Containers intact:	☑Yes ☐No ☐N/A	10.
Unpreserved 5035A soils frozen w/in 48hrs?	☐Yes ☐No ☑N/A	11.
Filtered volume received for dissolved tests?	☐Yes ☐No ☑N/A	12.
Sample labels match COC:	☑Yes ☐No ☐N/A	
Includes date/time/ID/analyses Matrix: WT		13.
All containers needing preservation have been checked.	☐Yes ☐No ☑N/A	
All containers needing preservation are found to be in compliance with EPA recommendation.	☐Yes ☐No ☑N/A	14.
Exceptions: VOA, Coliform, O&G, WI-DRO (water)	☑Yes ☐No	Initial when completed / Lot # of added preservative
Trip Blank present:	☐Yes ☑No ☐N/A	
Pace Trip Blank lot # (if purchased): _____		15.
Headspace in VOA vials (>6mm):	☐Yes ☑No ☐N/A	16.
Project sampled in USDA Regulated Area:	☐Yes ☐No ☑N/A	17. List State:
Additional labels attached to 5035A vials in the field?	☐Yes ☐No ☑N/A	18.

Client Notification/ Resolution: Copy COC to Client? Y / (N) Field Data Required? Y / (N)

Person Contacted: _____ Date/Time: _____

Comments/ Resolution: _____

Project Manager Review: CBC Date: 10/8/15

Pace Analytical
www.pacelabs.com

CHAIN-OF-CUSTODY / Analytical Request Document

The Chain-of-Custody is a LEGAL DOCUMENT. All relevant fields must be completed accurately.

Page: 1 of 1

Section A Required Client Information:

Company:	Environ
Address:	7500 College Blvd., Ste. 925
	Overland Park, KS 66210
Email To:	wstonestreet@environcorp.com
Phone: 913-553-5926	Fax:
Requested Due Date/TAT:	

Section B Required Project Information:

Report To:	Wendy Stonestreet
Copy To:	Tamara Gleason
	tgleason@environcorp.com
Purchase Order No.:	
Project Name:	Fort Smith, AR
Project Number:	

Section C Invoice Information:

Attention:	Tamara Gleason
Company Name:	
Address:	
Pace Quote Reference:	
Pace Project Manager:	MJ Walls
Pace Profile #:	7444 water, 7709 soil

REGULATORY AGENCY

☐ NPDES ☐ GROUND WATER ☐ DRINKING WATER
☐ UST ☐ RCRA ☒ OTHER ADEQ

Site Location STATE: AR

Section D Required Client information

Valid Matrix Codes

MATRIX	CODE
DRINKING WATER	DW
WATER	WT
WASTE WATER	WW
PRODUCT	P
SOIL/SOLID	SL
OIL	OL
WIPE	WP
AIR	AR
OTHER	OT
TISSUE	TS

SAMPLE ID
(A-Z, 0-9 / ,-)
Sample IDs MUST BE UNIQUE

Requested Analysis Filtered (Y/N)

ITEM #	SAMPLE ID	MATRIX CODE (see valid codes to left)	SAMPLE TYPE (G=GRAB C=COMP)	COLLECTED COMPOSITE START DATE	COLLECTED COMPOSITE START TIME	COLLECTED COMPOSITE END/GRAB DATE	COLLECTED COMPOSITE END/GRAB TIME	SAMPLE TEMP AT COLLECTION	# OF CONTAINERS	Preservatives: Unpreserved	H_2SO_4	HNO_3	HCl	NaOH	$Na_2S_2O_3$	Methanol	Other	Analysis Test Y/N	8260 client specific list	Residual Chlorine (Y/N)	Pace Project No./ Lab I.D.
1	VP-10-201510	WT	G			10/6/15	1450		3				X					X			60204623 001
2	MW-1710-201510	WT	G			10/6/15	1410		3				X					X			002
3																					
4																					
5																					
6																					
7																					
8																					
9																					
10																					
11																					
12																					

Wendy Stonestreet

ADDITIONAL COMMENTS	RELINQUISHED BY / AFFILIATION	DATE	TIME	ACCEPTED BY / AFFILIATION	DATE	TIME	SAMPLE CONDITIONS			
	Wendy Stonestreet/ENVIRON	10/7/15	1900		10/8/15	1045	2-2	Y	Y	Y

SAMPLER NAME AND SIGNATURE

PRINT Name of SAMPLER: Wendy Stonestreet

SIGNATURE of SAMPLER: Wendy Stonestreet

DATE Signed (MM/DD/YY): 10/7/2015

Temp in °C	Received on Ice (Y/N)	Custody Sealed Cooler (Y/N)	Samples Intact (Y/N)

*Important Note: By signing this form you are accepting Pace's NET 30 day payment terms and agreeing to late charges of 1.5% per month for any invoices not paid within 30 days.

F-ALL-Q-020rev.07, 15-Feb-2007

Pace Analytical Services, Inc.
9608 Loiret Blvd.
Lenexa, KS 66219
(913)599-5665

October 16, 2015

Wendy Stonestreet
Environ International Corporation
7500 College Blvd Ste 925
Overland Park, KS 66210

RE: Project: FORT SMITH, AR
Pace Project No.: 60204635

Dear Wendy Stonestreet:
Enclosed are the analytical results for sample(s) received by the laboratory on October 08, 2015. The results relate only to the samples included in this report. Results reported herein conform to the most current TNI standards and the laboratory's Quality Assurance Manual, where applicable, unless otherwise noted in the body of the report.

If you have any questions concerning this report, please feel free to contact me.

Sincerely,

Colleen Clyne
colleen.clyne@pacelabs.com
Project Manager

Enclosures

cc: Tamara Gleason, ENVIRON International Corporation

This report shall not be reproduced, except in full,
without the written consent of Pace Analytical Services, Inc..

Pace Analytical Services, Inc.
9608 Loiret Blvd.
Lenexa, KS 66219
(913)599-5665

CERTIFICATIONS

Project: FORT SMITH, AR
Pace Project No.: 60204635

Kansas Certification IDs
9608 Loiret Boulevard, Lenexa, KS 66219
WY STR Certification #: 2456.01
Arkansas Certification #: 15-016-0
Illinois Certification #: 003097
Iowa Certification #: 118
Kansas/NELAP Certification #: E-10116
Louisiana Certification #: 03055
Nevada Certification #: KS000212008A
Oklahoma Certification #: 9205/9935
Texas Certification #: T104704407
Utah Certification #: KS00021

REPORT OF LABORATORY ANALYSIS

This report shall not be reproduced, except in full,
without the written consent of Pace Analytical Services, Inc..

Pace Analytical Services, Inc.
9608 Loiret Blvd.
Lenexa, KS 66219
(913)599-5665

SAMPLE SUMMARY

Project: FORT SMITH, AR
Pace Project No.: 60204635

Lab ID	Sample ID	Matrix	Date Collected	Date Received
60204635001	**VP-08-201510**	Water	10/07/15 09:20	10/08/15 10:45
60204635002	**MW-175-201510**	Water	10/07/15 10:35	10/08/15 10:45

This report shall not be reproduced, except in full,
without the written consent of Pace Analytical Services, Inc..

Pace Analytical Services, Inc.
9608 Loiret Blvd.
Lenexa, KS 66219
(913)599-5665

SAMPLE ANALYTE COUNT

Project: FORT SMITH, AR
Pace Project No.: 60204635

Lab ID	Sample ID	Method	Analysts	Analytes Reported	Laboratory
60204635001	**VP-08-201510**	EPA 5030B/8260	PGH	38	PASI-K
60204635002	**MW-175-201510**	EPA 5030B/8260	PGH	38	PASI-K

This report shall not be reproduced, except in full,
without the written consent of Pace Analytical Services, Inc..

Pace Analytical Services, Inc.
9608 Loiret Blvd.
Lenexa, KS 66219
(913)599-5665

PROJECT NARRATIVE

Project: FORT SMITH, AR
Pace Project No.: 60204635

Method: **EPA 5030B/8260**
Description: 8260 MSV
Client: Environ_AR
Date: October 16, 2015

General Information:
2 samples were analyzed for EPA 5030B/8260. All samples were received in acceptable condition with any exceptions noted below or on the chain-of custody and/or the sample condition upon receipt form (SCUR) attached at the end of this report.

Hold Time:
The samples were analyzed within the method required hold times with any exceptions noted below.

Initial Calibrations (including MS Tune as applicable):
All criteria were within method requirements with any exceptions noted below.

Continuing Calibration:
All criteria were within method requirements with any exceptions noted below.

Internal Standards:
All internal standards were within QC limits with any exceptions noted below.

Surrogates:
All surrogates were within QC limits with any exceptions noted below.

Method Blank:
All analytes were below the report limit in the method blank, where applicable, with any exceptions noted below.

QC Batch: MSV/72186

B: Analyte was detected in the associated method blank.
- BLANK for HBN 404233 [MSV/7218 (Lab ID: 1648882)
  - Chloromethane
  - Trichloroethene

Laboratory Control Spike:
All laboratory control spike compounds were within QC limits with any exceptions noted below.

QC Batch: MSV/72186

L0: Analyte recovery in the laboratory control sample (LCS) was outside QC limits.
- LCS (Lab ID: 1648883)
  - Acetone

Matrix Spikes:
All percent recoveries and relative percent differences (RPDs) were within acceptance criteria with any exceptions noted below.

QC Batch: MSV/72186

A matrix spike/matrix spike duplicate was not performed due to insufficient sample volume.

Additional Comments:

This data package has been reviewed for quality and completeness and is approved for release.

REPORT OF LABORATORY ANALYSIS

This report shall not be reproduced, except in full,
without the written consent of Pace Analytical Services, Inc..

Pace Analytical Services, Inc.
9608 Loiret Blvd.
Lenexa, KS 66219
(913)599-5665

ANALYTICAL RESULTS

Project: FORT SMITH, AR
Pace Project No.: 60204635

Sample: VP-08-201510 **Lab ID: 60204635001** Collected: 10/07/15 09:20 Received: 10/08/15 10:45 Matrix: Water

Parameters	Results	Units	Report Limit	MDL	DF	Prepared	Analyzed	CAS No.	Qual
8260 MSV	Analytical Method: EPA 5030B/8260								
Acetone	**118**	ug/L	10.0	1.9	1		10/12/15 23:53	67-64-1	L1
Benzene	**0.50J**	ug/L	1.0	0.060	1		10/12/15 23:53	71-43-2	
Bromodichloromethane	ND	ug/L	1.0	0.19	1		10/12/15 23:53	75-27-4	
Bromoform	ND	ug/L	1.0	0.070	1		10/12/15 23:53	75-25-2	
Bromomethane	ND	ug/L	5.0	0.16	1		10/12/15 23:53	74-83-9	
2-Butanone (MEK)	**27.2**	ug/L	10.0	0.59	1		10/12/15 23:53	78-93-3	
Carbon disulfide	ND	ug/L	5.0	0.12	1		10/12/15 23:53	75-15-0	
Carbon tetrachloride	ND	ug/L	1.0	0.18	1		10/12/15 23:53	56-23-5	
Chlorobenzene	ND	ug/L	1.0	0.21	1		10/12/15 23:53	108-90-7	
Chloroethane	ND	ug/L	1.0	0.15	1		10/12/15 23:53	75-00-3	
Chloroform	ND	ug/L	1.0	0.14	1		10/12/15 23:53	67-66-3	
Chloromethane	**0.50J**	ug/L	1.0	0.080	1		10/12/15 23:53	74-87-3	B
Dibromochloromethane	ND	ug/L	1.0	0.21	1		10/12/15 23:53	124-48-1	
1,1-Dichloroethane	ND	ug/L	1.0	0.050	1		10/12/15 23:53	75-34-3	
1,2-Dichloroethane	ND	ug/L	1.0	0.12	1		10/12/15 23:53	107-06-2	
1,1-Dichloroethene	ND	ug/L	1.0	0.20	1		10/12/15 23:53	75-35-4	
cis-1,2-Dichloroethene	ND	ug/L	1.0	0.080	1		10/12/15 23:53	156-59-2	
trans-1,2-Dichloroethene	ND	ug/L	1.0	0.20	1		10/12/15 23:53	156-60-5	
1,2-Dichloropropane	ND	ug/L	1.0	0.16	1		10/12/15 23:53	78-87-5	
cis-1,3-Dichloropropene	ND	ug/L	1.0	0.14	1		10/12/15 23:53	10061-01-5	
trans-1,3-Dichloropropene	ND	ug/L	1.0	0.12	1		10/12/15 23:53	10061-02-6	
Ethylbenzene	ND	ug/L	1.0	0.18	1		10/12/15 23:53	100-41-4	
2-Hexanone	**7.5J**	ug/L	10.0	1.2	1		10/12/15 23:53	591-78-6	
Methylene chloride	ND	ug/L	1.0	0.15	1		10/12/15 23:53	75-09-2	
4-Methyl-2-pentanone (MIBK)	**0.92J**	ug/L	10.0	0.42	1		10/12/15 23:53	108-10-1	
Styrene	ND	ug/L	1.0	0.12	1		10/12/15 23:53	100-42-5	
1,1,2,2-Tetrachloroethane	ND	ug/L	1.0	0.15	1		10/12/15 23:53	79-34-5	
Tetrachloroethene	ND	ug/L	1.0	0.10	1		10/12/15 23:53	127-18-4	
Toluene	**0.34J**	ug/L	1.0	0.17	1		10/12/15 23:53	108-88-3	
1,1,1-Trichloroethane	ND	ug/L	1.0	0.11	1		10/12/15 23:53	71-55-6	
1,1,2-Trichloroethane	ND	ug/L	1.0	0.20	1		10/12/15 23:53	79-00-5	
Trichloroethene	**2.5**	ug/L	1.0	0.17	1		10/12/15 23:53	79-01-6	B
Vinyl chloride	ND	ug/L	1.0	0.13	1		10/12/15 23:53	75-01-4	
Xylene (Total)	ND	ug/L	3.0	0.42	1		10/12/15 23:53	1330-20-7	
Surrogates									
4-Bromofluorobenzene (S)	95	%	80-120		1		10/12/15 23:53	460-00-4	
1,2-Dichloroethane-d4 (S)	101	%	80-120		1		10/12/15 23:53	17060-07-0	
Toluene-d8 (S)	102	%	80-120		1		10/12/15 23:53	2037-26-5	
Preservation pH	**1.0**		0.10	0.10	1		10/12/15 23:53		

REPORT OF LABORATORY ANALYSIS

This report shall not be reproduced, except in full,
without the written consent of Pace Analytical Services, Inc..

Pace Analytical Services, Inc.
9608 Loiret Blvd.
Lenexa, KS 66219
(913)599-5665

ANALYTICAL RESULTS

Project: FORT SMITH, AR
Pace Project No.: 60204635

Sample: MW-175-201510 **Lab ID: 60204635002** Collected: 10/07/15 10:35 Received: 10/08/15 10:45 Matrix: Water

Parameters	Results	Units	Report Limit	MDL	DF	Prepared	Analyzed	CAS No.	Qual
8260 MSV	Analytical Method: EPA 5030B/8260								
Acetone	**19.5**	ug/L	10.0	1.9	1		10/13/15 00:07	67-64-1	L1
Benzene	**0.16J**	ug/L	1.0	0.060	1		10/13/15 00:07	71-43-2	
Bromodichloromethane	ND	ug/L	1.0	0.19	1		10/13/15 00:07	75-27-4	
Bromoform	ND	ug/L	1.0	0.070	1		10/13/15 00:07	75-25-2	
Bromomethane	ND	ug/L	5.0	0.16	1		10/13/15 00:07	74-83-9	
2-Butanone (MEK)	ND	ug/L	10.0	0.59	1		10/13/15 00:07	78-93-3	
Carbon disulfide	**1.4J**	ug/L	5.0	0.12	1		10/13/15 00:07	75-15-0	
Carbon tetrachloride	ND	ug/L	1.0	0.18	1		10/13/15 00:07	56-23-5	
Chlorobenzene	ND	ug/L	1.0	0.21	1		10/13/15 00:07	108-90-7	
Chloroethane	ND	ug/L	1.0	0.15	1		10/13/15 00:07	75-00-3	
Chloroform	ND	ug/L	1.0	0.14	1		10/13/15 00:07	67-66-3	
Chloromethane	**0.55J**	ug/L	1.0	0.080	1		10/13/15 00:07	74-87-3	B
Dibromochloromethane	ND	ug/L	1.0	0.21	1		10/13/15 00:07	124-48-1	
1,1-Dichloroethane	ND	ug/L	1.0	0.050	1		10/13/15 00:07	75-34-3	
1,2-Dichloroethane	ND	ug/L	1.0	0.12	1		10/13/15 00:07	107-06-2	
1,1-Dichloroethene	**0.32J**	ug/L	1.0	0.20	1		10/13/15 00:07	75-35-4	
cis-1,2-Dichloroethene	**1.6**	ug/L	1.0	0.080	1		10/13/15 00:07	156-59-2	
trans-1,2-Dichloroethene	ND	ug/L	1.0	0.20	1		10/13/15 00:07	156-60-5	
1,2-Dichloropropane	ND	ug/L	1.0	0.16	1		10/13/15 00:07	78-87-5	
cis-1,3-Dichloropropene	ND	ug/L	1.0	0.14	1		10/13/15 00:07	10061-01-5	
trans-1,3-Dichloropropene	ND	ug/L	1.0	0.12	1		10/13/15 00:07	10061-02-6	
Ethylbenzene	ND	ug/L	1.0	0.18	1		10/13/15 00:07	100-41-4	
2-Hexanone	ND	ug/L	10.0	1.2	1		10/13/15 00:07	591-78-6	
Methylene chloride	ND	ug/L	1.0	0.15	1		10/13/15 00:07	75-09-2	
4-Methyl-2-pentanone (MIBK)	ND	ug/L	10.0	0.42	1		10/13/15 00:07	108-10-1	
Styrene	ND	ug/L	1.0	0.12	1		10/13/15 00:07	100-42-5	
1,1,2,2-Tetrachloroethane	ND	ug/L	1.0	0.15	1		10/13/15 00:07	79-34-5	
Tetrachloroethene	ND	ug/L	1.0	0.10	1		10/13/15 00:07	127-18-4	
Toluene	ND	ug/L	1.0	0.17	1		10/13/15 00:07	108-88-3	
1,1,1-Trichloroethane	ND	ug/L	1.0	0.11	1		10/13/15 00:07	71-55-6	
1,1,2-Trichloroethane	ND	ug/L	1.0	0.20	1		10/13/15 00:07	79-00-5	
Trichloroethene	**78.6**	ug/L	1.0	0.17	1		10/13/15 00:07	79-01-6	
Vinyl chloride	**0.19J**	ug/L	1.0	0.13	1		10/13/15 00:07	75-01-4	
Xylene (Total)	ND	ug/L	3.0	0.42	1		10/13/15 00:07	1330-20-7	
Surrogates									
4-Bromofluorobenzene (S)	98	%	80-120		1		10/13/15 00:07	460-00-4	
1,2-Dichloroethane-d4 (S)	99	%	80-120		1		10/13/15 00:07	17060-07-0	
Toluene-d8 (S)	101	%	80-120		1		10/13/15 00:07	2037-26-5	
Preservation pH	**1.0**		0.10	0.10	1		10/13/15 00:07		

REPORT OF LABORATORY ANALYSIS

This report shall not be reproduced, except in full,
without the written consent of Pace Analytical Services, Inc..

Pace Analytical Services, Inc.
9608 Loiret Blvd.
Lenexa, KS 66219
(913)599-5665

QUALITY CONTROL DATA

Project: FORT SMITH, AR
Pace Project No.: 60204635

QC Batch: MSV/72186
QC Batch Method: EPA 5030B/8260
Analysis Method: EPA 5030B/8260
Analysis Description: 8260 MSV Water 10 mL Purge
Associated Lab Samples: 60204635001, 60204635002

METHOD BLANK: 1648882
Matrix: Water
Associated Lab Samples: 60204635001, 60204635002

Parameter	Units	Blank Result	Reporting Limit	Analyzed	Qualifiers
1,1,1-Trichloroethane	ug/L	ND	1.0	10/12/15 21:29	
1,1,2,2-Tetrachloroethane	ug/L	ND	1.0	10/12/15 21:29	
1,1,2-Trichloroethane	ug/L	ND	1.0	10/12/15 21:29	
1,1-Dichloroethane	ug/L	ND	1.0	10/12/15 21:29	
1,1-Dichloroethene	ug/L	ND	1.0	10/12/15 21:29	
1,2-Dichloroethane	ug/L	ND	1.0	10/12/15 21:29	
1,2-Dichloropropane	ug/L	ND	1.0	10/12/15 21:29	
2-Butanone (MEK)	ug/L	ND	10.0	10/12/15 21:29	
2-Hexanone	ug/L	ND	10.0	10/12/15 21:29	
4-Methyl-2-pentanone (MIBK)	ug/L	ND	10.0	10/12/15 21:29	
Acetone	ug/L	ND	10.0	10/12/15 21:29	
Benzene	ug/L	ND	1.0	10/12/15 21:29	
Bromodichloromethane	ug/L	ND	1.0	10/12/15 21:29	
Bromoform	ug/L	ND	1.0	10/12/15 21:29	
Bromomethane	ug/L	ND	5.0	10/12/15 21:29	
Carbon disulfide	ug/L	ND	5.0	10/12/15 21:29	
Carbon tetrachloride	ug/L	ND	1.0	10/12/15 21:29	
Chlorobenzene	ug/L	ND	1.0	10/12/15 21:29	
Chloroethane	ug/L	ND	1.0	10/12/15 21:29	
Chloroform	ug/L	ND	1.0	10/12/15 21:29	
Chloromethane	ug/L	0.080J	1.0	10/12/15 21:29	
cis-1,2-Dichloroethene	ug/L	ND	1.0	10/12/15 21:29	
cis-1,3-Dichloropropene	ug/L	ND	1.0	10/12/15 21:29	
Dibromochloromethane	ug/L	ND	1.0	10/12/15 21:29	
Ethylbenzene	ug/L	ND	1.0	10/12/15 21:29	
Methylene chloride	ug/L	ND	1.0	10/12/15 21:29	
Styrene	ug/L	ND	1.0	10/12/15 21:29	
Tetrachloroethene	ug/L	ND	1.0	10/12/15 21:29	
Toluene	ug/L	ND	1.0	10/12/15 21:29	
trans-1,2-Dichloroethene	ug/L	ND	1.0	10/12/15 21:29	
trans-1,3-Dichloropropene	ug/L	ND	1.0	10/12/15 21:29	
Trichloroethene	ug/L	0.37J	1.0	10/12/15 21:29	
Vinyl chloride	ug/L	ND	1.0	10/12/15 21:29	
Xylene (Total)	ug/L	ND	3.0	10/12/15 21:29	
1,2-Dichloroethane-d4 (S)	%	99	80-120	10/12/15 21:29	
4-Bromofluorobenzene (S)	%	100	80-120	10/12/15 21:29	
Toluene-d8 (S)	%	101	80-120	10/12/15 21:29	

Results presented on this page are in the units indicated by the "Units" column except where an alternate unit is presented to the right of the result.

REPORT OF LABORATORY ANALYSIS

This report shall not be reproduced, except in full,
without the written consent of Pace Analytical Services, Inc..

Pace Analytical Services, Inc.
9608 Loiret Blvd.
Lenexa, KS 66219
(913)599-5665

QUALITY CONTROL DATA

Project: FORT SMITH, AR
Pace Project No.: 60204635

LABORATORY CONTROL SAMPLE: 1648883

Parameter	Units	Spike Conc.	LCS Result	LCS % Rec	% Rec Limits	Qualifiers
1,1,1-Trichloroethane	ug/L	20	18.3	92	80-120	
1,1,2,2-Tetrachloroethane	ug/L	20	17.0	85	73-121	
1,1,2-Trichloroethane	ug/L	20	18.0	90	80-120	
1,1-Dichloroethane	ug/L	20	18.5	92	80-120	
1,1-Dichloroethene	ug/L	20	18.6	93	80-120	
1,2-Dichloroethane	ug/L	20	17.7	89	81-120	
1,2-Dichloropropane	ug/L	20	18.1	91	80-120	
2-Butanone (MEK)	ug/L	100	110	110	67-122	
2-Hexanone	ug/L	100	110	110	75-121	
4-Methyl-2-pentanone (MIBK)	ug/L	100	92.3	92	76-120	
Acetone	ug/L	100	122	122	72-120	L0
Benzene	ug/L	20	19.0	95	80-120	
Bromodichloromethane	ug/L	20	17.8	89	80-120	
Bromoform	ug/L	20	18.0	90	73-138	
Bromomethane	ug/L	20	24.1	120	38-137	
Carbon disulfide	ug/L	20	20.2	101	71-129	
Carbon tetrachloride	ug/L	20	18.2	91	67-146	
Chlorobenzene	ug/L	20	18.7	93	80-120	
Chloroethane	ug/L	20	18.9	94	76-120	
Chloroform	ug/L	20	16.9	85	80-120	
Chloromethane	ug/L	20	16.5	83	34-165	
cis-1,2-Dichloroethene	ug/L	20	18.0	90	80-120	
cis-1,3-Dichloropropene	ug/L	20	17.7	89	80-120	
Dibromochloromethane	ug/L	20	18.7	93	80-126	
Ethylbenzene	ug/L	20	19.0	95	80-120	
Methylene chloride	ug/L	20	20.1	100	80-120	
Styrene	ug/L	20	19.8	99	80-123	
Tetrachloroethene	ug/L	20	19.1	96	80-123	
Toluene	ug/L	20	18.9	95	80-120	
trans-1,2-Dichloroethene	ug/L	20	17.5	88	80-120	
trans-1,3-Dichloropropene	ug/L	20	18.8	94	80-129	
Trichloroethene	ug/L	20	17.8	89	80-120	
Vinyl chloride	ug/L	20	19.3	96	62-125	
Xylene (Total)	ug/L	60	57.5	96	80-120	
1,2-Dichloroethane-d4 (S)	%			96	80-120	
4-Bromofluorobenzene (S)	%			98	80-120	
Toluene-d8 (S)	%			104	80-120	

Results presented on this page are in the units indicated by the "Units" column except where an alternate unit is presented to the right of the result.

REPORT OF LABORATORY ANALYSIS

This report shall not be reproduced, except in full,
without the written consent of Pace Analytical Services, Inc..

Pace Analytical Services, Inc.
9608 Loiret Blvd.
Lenexa, KS 66219
(913)599-5665

QUALIFIERS

Project: FORT SMITH, AR
Pace Project No.: 60204635

DEFINITIONS

DF - Dilution Factor, if reported, represents the factor applied to the reported data due to dilution of the sample aliquot.

ND - Not Detected at or above adjusted reporting limit.

J - Estimated concentration above the adjusted method detection limit and below the adjusted reporting limit.

MDL - Adjusted Method Detection Limit.

PQL - Practical Quantitation Limit.

RL - Reporting Limit.

S - Surrogate

1,2-Diphenylhydrazine decomposes to and cannot be separated from Azobenzene using Method 8270. The result for each analyte is a combined concentration.

Consistent with EPA guidelines, unrounded data are displayed and have been used to calculate % recovery and RPD values.

LCS(D) - Laboratory Control Sample (Duplicate)

MS(D) - Matrix Spike (Duplicate)

DUP - Sample Duplicate

RPD - Relative Percent Difference

NC - Not Calculable.

SG - Silica Gel - Clean-Up

U - Indicates the compound was analyzed for, but not detected.

N-Nitrosodiphenylamine decomposes and cannot be separated from Diphenylamine using Method 8270. The result reported for each analyte is a combined concentration.

Pace Analytical is TNI accredited. Contact your Pace PM for the current list of accredited analytes.

TNI - The NELAC Institute.

LABORATORIES

PASI-K	Pace Analytical Services - Kansas City

BATCH QUALIFIERS

Batch: MSV/72186

[M5]	A matrix spike/matrix spike duplicate was not performed for this batch due to insufficient sample volume.

ANALYTE QUALIFIERS

B	Analyte was detected in the associated method blank.
L0	Analyte recovery in the laboratory control sample (LCS) was outside QC limits.
L1	Analyte recovery in the laboratory control sample (LCS) was above QC limits. Results for this analyte in associated samples may be biased high.

This report shall not be reproduced, except in full,
without the written consent of Pace Analytical Services, Inc..

Pace Analytical Services, Inc.
9608 Loiret Blvd.
Lenexa, KS 66219
(913)599-5665

QUALITY CONTROL DATA CROSS REFERENCE TABLE

Project: FORT SMITH, AR
Pace Project No.: 60204635

Lab ID	Sample ID	QC Batch Method	QC Batch	Analytical Method	Analytical Batch
60204635001	**VP-08-201510**	EPA 5030B/8260	MSV/72186		
60204635002	**MW-175-201510**	EPA 5030B/8260	MSV/72186		

This report shall not be reproduced, except in full,
without the written consent of Pace Analytical Services, Inc..

Pace Analytical
www.pacelabs.com

Sample Condition Upon Receipt

WO# : 60204635

60204635

Client Name: Environ

Optional
Proj Due Date:
Proj Name:

Courier: FedEx ☐ UPS ☐ VIA ☑ Clay ☐ PEX ☐ ECI ☐ Pace ☐ Other ☐ Client ☐

Tracking #: _____ Pace Shipping Label Used? Yes ☐ No ☑

Custody Seal on Cooler/Box Present: Yes ☑ No ☐ Seals intact: Yes ☑ No ☐

Packing Material: Bubble Wrap ☐ Bubble Bags ☐ Foam ☑ None ☐ Other ☐

Thermometer Used: CF +0.6 T-239 / CF +0.6 T-262 **Type of Ice:** (Wet) Blue None ☐ Samples received on ice, cooling process has begun.
(circle one)

Cooler Temperature: 2.2

Temperature should be above freezing to 6°C

Date and initials of person examining contents: JW 10/8/15

Chain of Custody present:	☑Yes	☐No	☐N/A	1.
Chain of Custody filled out:	☑Yes	☐No	☐N/A	2.
Chain of Custody relinquished:	☑Yes	☐No	☐N/A	3.
Sampler name & signature on COC:	☑Yes	☐No	☐N/A	4.
Samples arrived within holding time:	☑Yes	☐No	☐N/A	5.
Short Hold Time analyses (<72hr):	☐Yes	☑No	☐N/A	6.
Rush Turn Around Time requested:	☐Yes	☑No	☐N/A	7.
Sufficient volume:	☑Yes	☐No	☐N/A	8.
Correct containers used:	☑Yes	☐No	☐N/A	
Pace containers used:	☑Yes	☐No	☐N/A	9.
Containers intact:	☑Yes	☐No	☐N/A	10.
Unpreserved 5035A soils frozen w/in 48hrs?	☐Yes	☐No	☑N/A	11.
Filtered volume received for dissolved tests?	☐Yes	☐No	☑N/A	12.
Sample labels match COC:	☑Yes	☐No	☐N/A	
Includes date/time/ID/analyses Matrix: WT				13.
All containers needing preservation have been checked.	☐Yes	☐No	☑N/A	
All containers needing preservation are found to be in compliance with EPA recommendation.	☐Yes	☐No	☐N/A	14.
Exceptions: VOA, Coliform, O&G, WI-DRO (water)	☐Yes	☐No		Initial when completed / Lot # of added preservative
Trip Blank present:	☐Yes	☑No	☐N/A	
Pace Trip Blank lot # (if purchased): _____				15.
Headspace in VOA vials (>6mm):	☐Yes	☑No	☐N/A	
				16.
Project sampled in USDA Regulated Area:	☐Yes	☐No	☑N/A	17. List State:
Additional labels attached to 5035A vials in the field?	☐Yes	☐No	☑N/A	18.

Client Notification/ Resolution: Copy COC to Client? Y / (N) Field Data Required? Y / (N)

Person Contacted: _____ Date/Time: _____

Comments/ Resolution: _____

Project Manager Review: CBC Date: 10/8/15

Pace Analytical
www.pacelabs.com

CHAIN-OF-CUSTODY / Analytical Request Document

The Chain-of-Custody is a LEGAL DOCUMENT. All relevant fields must be completed accurately.

Page: 1 of 1

Section A Required Client Information:		Section B Required Project Information:		Section C Invoice Information:	
Company:	Environ	Report To:	Wendy Stonestreet	Attention:	Tammy Gleason
Address:	7500 College Blvd., Ste. 925	Copy To:	Tammy Gleason	Company Name:	Environ
	Overland Park, KS 66210			Address:	250 Monroe Ave. NW Grand Rapids
Email To:	wstonestreet@environcorp.com	Purchase Order No.:	NA	Pace Quote Reference:	Michigan, 49503
Phone:	913-553-5926 Fax:	Project Name:	Fort Smith, AR	Pace Project Manager:	Colleen Clyne
Requested Due Date/TAT:		Project Number:		Pace Profile #:	7444, line 1

REGULATORY AGENCY

☐ NPDES ☐ GROUND WATER ☐ DRINKING WATER
☐ UST ☐ RCRA ☑ OTHER ADEQ

Site Location STATE: AR

Requested Analysis Filtered (Y/N)

Section D Required Client Information

Valid Matrix Codes

MATRIX	CODE
DRINKING WATER	DW
WATER	WT
WASTE WATER	WW
PRODUCT	P
SOIL/SOLID	SL
OIL	OL
WIPE	WP
AIR	AR
OTHER	OT
TISSUE	TS

SAMPLE ID
(A-Z, 0-9 / ,-)
Sample IDs MUST BE UNIQUE

ITEM #	SAMPLE ID	MATRIX CODE (see valid codes to left)	SAMPLE TYPE (G=GRAB C=COMP)	COLLECTED: COMPOSITE START DATE	COMPOSITE START TIME	COMPOSITE END/GRAB DATE	COMPOSITE END/GRAB TIME	SAMPLE TEMP AT COLLECTION	# OF CONTAINERS	Preservatives: Unpreserved	H_2SO_4	HNO_3	HCl	NaOH	$Na_2S_2O_3$	Methanol	Other	Analysis Test Y/N: 8260 VOCs	Alkalinity	TOC	Chloride, Sulfate	8015 Chloroethanol (Pace Dallas)	6010-Iron/Mn	Ferric Iron calc. (send field Ferrous)	Ammonia	Nitrate+Nitrite	Total Phosphate (Pace Dallas)	Sulfide	CO2 Calc (Alkalinity +pH)	Residual Chlorine (Y/N)	Pace Project No./ Lab I.D.
1	VP-08-201510	WT	G			10/7/15	920		3				X					X												60204635
2	MW-175-201510	WT	G			10/7/15	1035		3				X					X												3D69H
3																														
4																														
5																														
6																														
7																														
8																														
9																														
10																														
11																														
12																														

ADDITIONAL COMMENTS	RELINQUISHED BY / AFFILIATION	DATE	TIME	ACCEPTED BY / AFFILIATION	DATE	TIME	SAMPLE CONDITIONS: Temp in °C	Received on Ice (Y/N)	Custody Sealed Cooler (Y/N)	Samples Intact (Y/N)
Level IV data package required	Wendy Stonestreet ENVIRON	10/7/15	1900		10/8/15	1045	2.2	7	7	7

SAMPLER NAME AND SIGNATURE

PRINT Name of SAMPLER: Wendy Stonestreet

SIGNATURE of SAMPLER: Wendy Stonestreet DATE Signed (MM/DD/YY): 10/7/15

*Important Note: By signing this form you are accepting Pace's NET 30 day payment terms and agreeing to late charges of 1.5% per month for any invoices not paid within 30 days.

Pace Analytical Services, Inc.
9608 Loiret Blvd.
Lenexa, KS 66219
(913)599-5665

October 16, 2015

Wendy Stonestreet
Environ International Corporation
7500 College Blvd Ste 925
Overland Park, KS 66210

RE: Project: FORT SMITH AR
Pace Project No.: 60204637

Dear Wendy Stonestreet:
Enclosed are the analytical results for sample(s) received by the laboratory on October 08, 2015. The results relate only to the samples included in this report. Results reported herein conform to the most current TNI standards and the laboratory's Quality Assurance Manual, where applicable, unless otherwise noted in the body of the report.

If you have any questions concerning this report, please feel free to contact me.

Sincerely,

Colleen Clyne
colleen.clyne@pacelabs.com
Project Manager

Enclosures

cc: Tamara Gleason, ENVIRON International Corporation

This report shall not be reproduced, except in full,
without the written consent of Pace Analytical Services, Inc..

Pace Analytical Services, Inc.
9608 Loiret Blvd.
Lenexa, KS 66219
(913)599-5665

CERTIFICATIONS

Project: FORT SMITH AR
Pace Project No.: 60204637

Kansas Certification IDs
9608 Loiret Boulevard, Lenexa, KS 66219
WY STR Certification #: 2456.01
Arkansas Certification #: 15-016-0
Illinois Certification #: 003097
Iowa Certification #: 118
Kansas/NELAP Certification #: E-10116
Louisiana Certification #: 03055
Nevada Certification #: KS000212008A
Oklahoma Certification #: 9205/9935
Texas Certification #: T104704407
Utah Certification #: KS00021

REPORT OF LABORATORY ANALYSIS

This report shall not be reproduced, except in full,
without the written consent of Pace Analytical Services, Inc..

Pace Analytical Services, Inc.
9608 Loiret Blvd.
Lenexa, KS 66219
(913)599-5665

SAMPLE SUMMARY

Project: FORT SMITH AR
Pace Project No.: 60204637

Lab ID	Sample ID	Matrix	Date Collected	Date Received
60204637001	**VP-15-201510**	Water	10/07/15 10:00	10/08/15 10:45

REPORT OF LABORATORY ANALYSIS

This report shall not be reproduced, except in full,
without the written consent of Pace Analytical Services, Inc..

Pace Analytical Services, Inc.
9608 Loiret Blvd.
Lenexa, KS 66219
(913)599-5665

SAMPLE ANALYTE COUNT

Project: FORT SMITH AR
Pace Project No.: 60204637

Lab ID	Sample ID	Method	Analysts	Analytes Reported	Laboratory
60204637001	**VP-15-201510**	EPA 5030B/8260	PGH	38	PASI-K

This report shall not be reproduced, except in full,
without the written consent of Pace Analytical Services, Inc..

Pace Analytical Services, Inc.
9608 Loiret Blvd.
Lenexa, KS 66219
(913)599-5665

PROJECT NARRATIVE

Project: FORT SMITH AR
Pace Project No.: 60204637

Method: **EPA 5030B/8260**
Description: 8260 MSV
Client: Environ_AR
Date: October 16, 2015

General Information:
1 sample was analyzed for EPA 5030B/8260. All samples were received in acceptable condition with any exceptions noted below or on the chain-of custody and/or the sample condition upon receipt form (SCUR) attached at the end of this report.

Hold Time:
The samples were analyzed within the method required hold times with any exceptions noted below.

Initial Calibrations (including MS Tune as applicable):
All criteria were within method requirements with any exceptions noted below.

Continuing Calibration:
All criteria were within method requirements with any exceptions noted below.

Internal Standards:
All internal standards were within QC limits with any exceptions noted below.

Surrogates:
All surrogates were within QC limits with any exceptions noted below.

Method Blank:
All analytes were below the report limit in the method blank, where applicable, with any exceptions noted below.

QC Batch: MSV/72186

B: Analyte was detected in the associated method blank.
- BLANK for HBN 404233 [MSV/7218 (Lab ID: 1648882)
  - Trichloroethene

Laboratory Control Spike:
All laboratory control spike compounds were within QC limits with any exceptions noted below.

QC Batch: MSV/72186

L0: Analyte recovery in the laboratory control sample (LCS) was outside QC limits.
- LCS (Lab ID: 1648883)
  - Acetone

Matrix Spikes:
All percent recoveries and relative percent differences (RPDs) were within acceptance criteria with any exceptions noted below.

QC Batch: MSV/72186

A matrix spike/matrix spike duplicate was not performed due to insufficient sample volume.

Additional Comments:

This data package has been reviewed for quality and completeness and is approved for release.

REPORT OF LABORATORY ANALYSIS

This report shall not be reproduced, except in full,
without the written consent of Pace Analytical Services, Inc..

Pace Analytical Services, Inc.
9608 Loiret Blvd.
Lenexa, KS 66219
(913)599-5665

ANALYTICAL RESULTS

Project: FORT SMITH AR
Pace Project No.: 60204637

Sample: VP-15-201510 **Lab ID: 60204637001** Collected: 10/07/15 10:00 Received: 10/08/15 10:45 Matrix: Water

Parameters	Results	Units	Report Limit	MDL	DF	Prepared	Analyzed	CAS No.	Qual
8260 MSV	Analytical Method: EPA 5030B/8260								
Acetone	ND	ug/L	10.0	1.9	1		10/13/15 02:17	67-64-1	L3
Benzene	**1.5**	ug/L	1.0	0.060	1		10/13/15 02:17	71-43-2	
Bromodichloromethane	ND	ug/L	1.0	0.19	1		10/13/15 02:17	75-27-4	
Bromoform	ND	ug/L	1.0	0.070	1		10/13/15 02:17	75-25-2	
Bromomethane	ND	ug/L	5.0	0.16	1		10/13/15 02:17	74-83-9	
2-Butanone (MEK)	ND	ug/L	10.0	0.59	1		10/13/15 02:17	78-93-3	
Carbon disulfide	**0.56J**	ug/L	5.0	0.12	1		10/13/15 02:17	75-15-0	
Carbon tetrachloride	ND	ug/L	1.0	0.18	1		10/13/15 02:17	56-23-5	
Chlorobenzene	ND	ug/L	1.0	0.21	1		10/13/15 02:17	108-90-7	
Chloroethane	ND	ug/L	1.0	0.15	1		10/13/15 02:17	75-00-3	
Chloroform	ND	ug/L	1.0	0.14	1		10/13/15 02:17	67-66-3	
Chloromethane	ND	ug/L	1.0	0.080	1		10/13/15 02:17	74-87-3	
Dibromochloromethane	ND	ug/L	1.0	0.21	1		10/13/15 02:17	124-48-1	
1,1-Dichloroethane	ND	ug/L	1.0	0.050	1		10/13/15 02:17	75-34-3	
1,2-Dichloroethane	ND	ug/L	1.0	0.12	1		10/13/15 02:17	107-06-2	
1,1-Dichloroethene	ND	ug/L	1.0	0.20	1		10/13/15 02:17	75-35-4	
cis-1,2-Dichloroethene	ND	ug/L	1.0	0.080	1		10/13/15 02:17	156-59-2	
trans-1,2-Dichloroethene	ND	ug/L	1.0	0.20	1		10/13/15 02:17	156-60-5	
1,2-Dichloropropane	ND	ug/L	1.0	0.16	1		10/13/15 02:17	78-87-5	
cis-1,3-Dichloropropene	ND	ug/L	1.0	0.14	1		10/13/15 02:17	10061-01-5	
trans-1,3-Dichloropropene	ND	ug/L	1.0	0.12	1		10/13/15 02:17	10061-02-6	
Ethylbenzene	ND	ug/L	1.0	0.18	1		10/13/15 02:17	100-41-4	
2-Hexanone	ND	ug/L	10.0	1.2	1		10/13/15 02:17	591-78-6	
Methylene chloride	ND	ug/L	1.0	0.15	1		10/13/15 02:17	75-09-2	
4-Methyl-2-pentanone (MIBK)	ND	ug/L	10.0	0.42	1		10/13/15 02:17	108-10-1	
Styrene	ND	ug/L	1.0	0.12	1		10/13/15 02:17	100-42-5	
1,1,2,2-Tetrachloroethane	ND	ug/L	1.0	0.15	1		10/13/15 02:17	79-34-5	
Tetrachloroethene	ND	ug/L	1.0	0.10	1		10/13/15 02:17	127-18-4	
Toluene	ND	ug/L	1.0	0.17	1		10/13/15 02:17	108-88-3	
1,1,1-Trichloroethane	ND	ug/L	1.0	0.11	1		10/13/15 02:17	71-55-6	
1,1,2-Trichloroethane	ND	ug/L	1.0	0.20	1		10/13/15 02:17	79-00-5	
Trichloroethene	**0.51J**	ug/L	1.0	0.17	1		10/13/15 02:17	79-01-6	B
Vinyl chloride	ND	ug/L	1.0	0.13	1		10/13/15 02:17	75-01-4	
Xylene (Total)	ND	ug/L	3.0	0.42	1		10/13/15 02:17	1330-20-7	
Surrogates									
4-Bromofluorobenzene (S)	97	%	80-120		1		10/13/15 02:17	460-00-4	
1,2-Dichloroethane-d4 (S)	100	%	80-120		1		10/13/15 02:17	17060-07-0	
Toluene-d8 (S)	100	%	80-120		1		10/13/15 02:17	2037-26-5	
Preservation pH	**1.0**		0.10	0.10	1		10/13/15 02:17		

REPORT OF LABORATORY ANALYSIS

This report shall not be reproduced, except in full,
without the written consent of Pace Analytical Services, Inc..

Pace Analytical Services, Inc.
9608 Loiret Blvd.
Lenexa, KS 66219
(913)599-5665

QUALITY CONTROL DATA

Project: FORT SMITH AR
Pace Project No.: 60204637

QC Batch: MSV/72186
QC Batch Method: EPA 5030B/8260
Analysis Method: EPA 5030B/8260
Analysis Description: 8260 MSV Water 10 mL Purge
Associated Lab Samples: 60204637001

METHOD BLANK: 1648882
Matrix: Water
Associated Lab Samples: 60204637001

Parameter	Units	Blank Result	Reporting Limit	Analyzed	Qualifiers
1,1,1-Trichloroethane	ug/L	ND	1.0	10/12/15 21:29	
1,1,2,2-Tetrachloroethane	ug/L	ND	1.0	10/12/15 21:29	
1,1,2-Trichloroethane	ug/L	ND	1.0	10/12/15 21:29	
1,1-Dichloroethane	ug/L	ND	1.0	10/12/15 21:29	
1,1-Dichloroethene	ug/L	ND	1.0	10/12/15 21:29	
1,2-Dichloroethane	ug/L	ND	1.0	10/12/15 21:29	
1,2-Dichloropropane	ug/L	ND	1.0	10/12/15 21:29	
2-Butanone (MEK)	ug/L	ND	10.0	10/12/15 21:29	
2-Hexanone	ug/L	ND	10.0	10/12/15 21:29	
4-Methyl-2-pentanone (MIBK)	ug/L	ND	10.0	10/12/15 21:29	
Acetone	ug/L	ND	10.0	10/12/15 21:29	
Benzene	ug/L	ND	1.0	10/12/15 21:29	
Bromodichloromethane	ug/L	ND	1.0	10/12/15 21:29	
Bromoform	ug/L	ND	1.0	10/12/15 21:29	
Bromomethane	ug/L	ND	5.0	10/12/15 21:29	
Carbon disulfide	ug/L	ND	5.0	10/12/15 21:29	
Carbon tetrachloride	ug/L	ND	1.0	10/12/15 21:29	
Chlorobenzene	ug/L	ND	1.0	10/12/15 21:29	
Chloroethane	ug/L	ND	1.0	10/12/15 21:29	
Chloroform	ug/L	ND	1.0	10/12/15 21:29	
Chloromethane	ug/L	0.080J	1.0	10/12/15 21:29	
cis-1,2-Dichloroethene	ug/L	ND	1.0	10/12/15 21:29	
cis-1,3-Dichloropropene	ug/L	ND	1.0	10/12/15 21:29	
Dibromochloromethane	ug/L	ND	1.0	10/12/15 21:29	
Ethylbenzene	ug/L	ND	1.0	10/12/15 21:29	
Methylene chloride	ug/L	ND	1.0	10/12/15 21:29	
Styrene	ug/L	ND	1.0	10/12/15 21:29	
Tetrachloroethene	ug/L	ND	1.0	10/12/15 21:29	
Toluene	ug/L	ND	1.0	10/12/15 21:29	
trans-1,2-Dichloroethene	ug/L	ND	1.0	10/12/15 21:29	
trans-1,3-Dichloropropene	ug/L	ND	1.0	10/12/15 21:29	
Trichloroethene	ug/L	0.37J	1.0	10/12/15 21:29	
Vinyl chloride	ug/L	ND	1.0	10/12/15 21:29	
Xylene (Total)	ug/L	ND	3.0	10/12/15 21:29	
1,2-Dichloroethane-d4 (S)	%	99	80-120	10/12/15 21:29	
4-Bromofluorobenzene (S)	%	100	80-120	10/12/15 21:29	
Toluene-d8 (S)	%	101	80-120	10/12/15 21:29	

Results presented on this page are in the units indicated by the "Units" column except where an alternate unit is presented to the right of the result.

REPORT OF LABORATORY ANALYSIS

This report shall not be reproduced, except in full,
without the written consent of Pace Analytical Services, Inc..

Pace Analytical Services, Inc.
9608 Loiret Blvd.
Lenexa, KS 66219
(913)599-5665

QUALITY CONTROL DATA

Project: FORT SMITH AR
Pace Project No.: 60204637

LABORATORY CONTROL SAMPLE: 1648883

Parameter	Units	Spike Conc.	LCS Result	LCS % Rec	% Rec Limits	Qualifiers
1,1,1-Trichloroethane	ug/L	20	18.3	92	80-120	
1,1,2,2-Tetrachloroethane	ug/L	20	17.0	85	73-121	
1,1,2-Trichloroethane	ug/L	20	18.0	90	80-120	
1,1-Dichloroethane	ug/L	20	18.5	92	80-120	
1,1-Dichloroethene	ug/L	20	18.6	93	80-120	
1,2-Dichloroethane	ug/L	20	17.7	89	81-120	
1,2-Dichloropropane	ug/L	20	18.1	91	80-120	
2-Butanone (MEK)	ug/L	100	110	110	67-122	
2-Hexanone	ug/L	100	110	110	75-121	
4-Methyl-2-pentanone (MIBK)	ug/L	100	92.3	92	76-120	
Acetone	ug/L	100	122	122	72-120	L0
Benzene	ug/L	20	19.0	95	80-120	
Bromodichloromethane	ug/L	20	17.8	89	80-120	
Bromoform	ug/L	20	18.0	90	73-138	
Bromomethane	ug/L	20	24.1	120	38-137	
Carbon disulfide	ug/L	20	20.2	101	71-129	
Carbon tetrachloride	ug/L	20	18.2	91	67-146	
Chlorobenzene	ug/L	20	18.7	93	80-120	
Chloroethane	ug/L	20	18.9	94	76-120	
Chloroform	ug/L	20	16.9	85	80-120	
Chloromethane	ug/L	20	16.5	83	34-165	
cis-1,2-Dichloroethene	ug/L	20	18.0	90	80-120	
cis-1,3-Dichloropropene	ug/L	20	17.7	89	80-120	
Dibromochloromethane	ug/L	20	18.7	93	80-126	
Ethylbenzene	ug/L	20	19.0	95	80-120	
Methylene chloride	ug/L	20	20.1	100	80-120	
Styrene	ug/L	20	19.8	99	80-123	
Tetrachloroethene	ug/L	20	19.1	96	80-123	
Toluene	ug/L	20	18.9	95	80-120	
trans-1,2-Dichloroethene	ug/L	20	17.5	88	80-120	
trans-1,3-Dichloropropene	ug/L	20	18.8	94	80-129	
Trichloroethene	ug/L	20	17.8	89	80-120	
Vinyl chloride	ug/L	20	19.3	96	62-125	
Xylene (Total)	ug/L	60	57.5	96	80-120	
1,2-Dichloroethane-d4 (S)	%			96	80-120	
4-Bromofluorobenzene (S)	%			98	80-120	
Toluene-d8 (S)	%			104	80-120	

Results presented on this page are in the units indicated by the "Units" column except where an alternate unit is presented to the right of the result.

REPORT OF LABORATORY ANALYSIS

This report shall not be reproduced, except in full,
without the written consent of Pace Analytical Services, Inc..

Pace Analytical Services, Inc.
9608 Loiret Blvd.
Lenexa, KS 66219
(913)599-5665

QUALIFIERS

Project: FORT SMITH AR
Pace Project No.: 60204637

DEFINITIONS

DF - Dilution Factor, if reported, represents the factor applied to the reported data due to dilution of the sample aliquot.

ND - Not Detected at or above adjusted reporting limit.

J - Estimated concentration above the adjusted method detection limit and below the adjusted reporting limit.

MDL - Adjusted Method Detection Limit.

PQL - Practical Quantitation Limit.

RL - Reporting Limit.

S - Surrogate

1,2-Diphenylhydrazine decomposes to and cannot be separated from Azobenzene using Method 8270. The result for each analyte is a combined concentration.

Consistent with EPA guidelines, unrounded data are displayed and have been used to calculate % recovery and RPD values.

LCS(D) - Laboratory Control Sample (Duplicate)

MS(D) - Matrix Spike (Duplicate)

DUP - Sample Duplicate

RPD - Relative Percent Difference

NC - Not Calculable.

SG - Silica Gel - Clean-Up

U - Indicates the compound was analyzed for, but not detected.

N-Nitrosodiphenylamine decomposes and cannot be separated from Diphenylamine using Method 8270. The result reported for each analyte is a combined concentration.

Pace Analytical is TNI accredited. Contact your Pace PM for the current list of accredited analytes.

TNI - The NELAC Institute.

LABORATORIES

PASI-K	Pace Analytical Services - Kansas City

BATCH QUALIFIERS

Batch: MSV/72186

[M5]	A matrix spike/matrix spike duplicate was not performed for this batch due to insufficient sample volume.

ANALYTE QUALIFIERS

B	Analyte was detected in the associated method blank.
L0	Analyte recovery in the laboratory control sample (LCS) was outside QC limits.
L3	Analyte recovery in the laboratory control sample (LCS) exceeded QC limits. Analyte presence below reporting limits in associated samples. Results unaffected by high bias.

This report shall not be reproduced, except in full,
without the written consent of Pace Analytical Services, Inc..

Pace Analytical Services, Inc.
9608 Loiret Blvd.
Lenexa, KS 66219
(913)599-5665

QUALITY CONTROL DATA CROSS REFERENCE TABLE

Project: FORT SMITH AR
Pace Project No.: 60204637

Lab ID	Sample ID	QC Batch Method	QC Batch	Analytical Method	Analytical Batch
60204637001	**VP-15-201510**	EPA 5030B/8260	MSV/72186		

This report shall not be reproduced, except in full,
without the written consent of Pace Analytical Services, Inc..

Pace Analytical®
www.pacelabs.com

Sample Condition Upon Receipt

WO# : 60204637

60204637

Client Name: Environ

Optional
Proj Due Date:
Proj Name:

Courier: FedEx ☐ UPS ☐ VIA ☑ Clay ☐ PEX ☐ ECI ☐ Pace ☐ Other ☐ Client ☐

Tracking #: _____ Pace Shipping Label Used? Yes ☐ No ☑

Custody Seal on Cooler/Box Present: Yes ☑ No ☐ Seals intact: Yes ☑ No ☐

Packing Material: Bubble Wrap ☐ Bubble Bags ☐ Foam ☑ None ☐ Other ☐

Thermometer Used: CF +0.6 T-239 / CF +0.6 T-262 **Type of Ice:** Wet Blue None (circle one) ☐ Samples received on ice, cooling process has begun.

Cooler Temperature: 2.2

Temperature should be above freezing to 6°C

Date and initials of person examining contents: PV 10/8/15

Chain of Custody present:	☑Yes ☐No ☐N/A	1.
Chain of Custody filled out:	☑Yes ☐No ☐N/A	2.
Chain of Custody relinquished:	☑Yes ☐No ☐N/A	3.
Sampler name & signature on COC:	☑Yes ☐No ☐N/A	4.
Samples arrived within holding time:	☑Yes ☐No ☐N/A	5.
Short Hold Time analyses (<72hr):	☐Yes ☑No ☐N/A	6.
Rush Turn Around Time requested:	☐Yes ☑No ☐N/A	7.
Sufficient volume:	☑Yes ☐No ☐N/A	8.
Correct containers used:	☑Yes ☐No ☐N/A	
Pace containers used:	☑Yes ☐No ☐N/A	9.
Containers intact:	☑Yes ☐No ☐N/A	10.
Unpreserved 5035A soils frozen w/in 48hrs?	☐Yes ☐No ☑N/A	11.
Filtered volume received for dissolved tests?	☐Yes ☐No ☑N/A	12.
Sample labels match COC:	☑Yes ☐No ☐N/A	
Includes date/time/ID/analyses Matrix:	WT	13.
All containers needing preservation have been checked.	☐Yes ☐No ☑N/A	
All containers needing preservation are found to be in compliance with EPA recommendation.	☐Yes ☐No ☑N/A	14.
Exceptions: VOA, Coliform, O&G, WI-DRO (water)	☑Yes ☐No	Initial when completed / Lot # of added preservative
Trip Blank present:	☐Yes ☑No ☐N/A	
Pace Trip Blank lot # (if purchased): _____		15.
Headspace in VOA vials (>6mm):	☐Yes ☑No ☐N/A	16.
Project sampled in USDA Regulated Area:	☐Yes ☐No ☑N/A	17. List State:
Additional labels attached to 5035A vials in the field?	☐Yes ☐No ☑N/A	18.

Client Notification/ Resolution: Copy COC to Client? Y / N Field Data Required? Y N

Person Contacted: _____ Date/Time: _____

Comments/ Resolution: _____

Project Manager Review: CDU Date: 10/8/15

Pace Analytical
www.pacelabs.com

CHAIN-OF-CUSTODY / Analytical Request Document

The Chain-of-Custody is a LEGAL DOCUMENT. All relevant fields must be completed accurately.

Page: 1 of 1

Section A — **Required** Client Information:

Company:	Environ
Address:	7500 College Blvd., Ste. 925
	Overland Park, KS 66210
Email To:	wstonestreet@environcorp.com
Phone: 913-553-5926	Fax:
Requested Due Date/TAT:	

Section B — **Required** Project Information:

Report To:	Wendy Stonestreet
Copy To:	Tamara Gleason
	tgleason@environcorp.com
Purchase Order No.:	
Project Name:	Fort Smith, AR
Project Number:	

Section C — Invoice Information:

Attention:	Tamara Gleason
Company Name:	
Address:	
Pace Quote Reference:	
Pace Project Manager:	MJ Walls
Pace Profile #:	7444 water, 7709 soil

REGULATORY AGENCY

☐ NPDES ☐ GROUND WATER ☐ DRINKING WATER
☐ UST ☐ RCRA ☒ OTHER ADEQ

Site Location — **STATE:** AR

Section D — **Required** Client Information

Valid Matrix Codes

MATRIX	CODE
DRINKING WATER	DW
WATER	WT
WASTE WATER	WW
PRODUCT	P
SOIL/SOLID	SL
OIL	OL
WIPE	WP
AIR	AR
OTHER	OT
TISSUE	TS

SAMPLE ID
(A-Z, 0-9 / ,-)
Sample IDs MUST BE UNIQUE

Requested Analysis Filtered (Y/N)

ITEM #	SAMPLE ID	MATRIX CODE (see valid codes to left)	SAMPLE TYPE (G=GRAB C=COMP)	COLLECTED: COMPOSITE START DATE	COMPOSITE START TIME	COMPOSITE END/GRAB DATE	COMPOSITE END/GRAB TIME	SAMPLE TEMP AT COLLECTION	# OF CONTAINERS	Preservatives: Unpreserved	H_2SO_4	HNO_3	HCl	NaOH	$Na_2S_2O_3$	Methanol	Other	Analysis Test Y/N	8260 client specific list	Residual Chlorine (Y/N)	Pace Project No./ Lab I.D.
1	VP-15-20151O	WT	G			10/7/15	1000		4				X						X		60204637
2																					
3																					
4																					
5																					
6																					
7																					
8																					
9																					
10																					
11																					
12																					

Wendy Stonestreet

ADDITIONAL COMMENTS	RELINQUISHED BY / AFFILIATION	DATE	TIME	ACCEPTED BY / AFFILIATION	DATE	TIME	SAMPLE CONDITIONS			
	Wendy Stonestreet / ENVIRON	10/7/15	1900		10/8/15	1045	2.2	-1	Y	Y

SAMPLER NAME AND SIGNATURE

PRINT Name of SAMPLER: Wendy Stonestreet

SIGNATURE of SAMPLER: Wendy Stonestreet

DATE Signed (MM/DD/YY): 10/7/2015

Temp in °C	Received on Ice (Y/N)	Custody Sealed Cooler (Y/N)	Samples Intact (Y/N)

*Important Note: By signing this form you are accepting Pace's NET 30 day payment terms and agreeing to late charges of 1.5% per month for any invoices not paid within 30 days.

Pace Analytical Services, Inc.
9608 Loiret Blvd.
Lenexa, KS 66219
(913)599-5665

October 22, 2015

Wendy Stonestreet
Environ International Corporation
7500 College Blvd Ste 925
Overland Park, KS 66210

RE: Project: Fort Smith, AR
Pace Project No.: 60204767

Dear Wendy Stonestreet:
Enclosed are the analytical results for sample(s) received by the laboratory on October 09, 2015. The results relate only to the samples included in this report. Results reported herein conform to the most current TNI standards and the laboratory's Quality Assurance Manual, where applicable, unless otherwise noted in the body of the report.

If you have any questions concerning this report, please feel free to contact me.

Sincerely,

Colleen Clyne
colleen.clyne@pacelabs.com
Project Manager

Enclosures

cc: Tamara Gleason, ENVIRON International Corporation

This report shall not be reproduced, except in full,
without the written consent of Pace Analytical Services, Inc..

Pace Analytical Services, Inc.
9608 Loiret Blvd.
Lenexa, KS 66219
(913)599-5665

CERTIFICATIONS

Project: Fort Smith, AR
Pace Project No.: 60204767

Kansas Certification IDs
9608 Loiret Boulevard, Lenexa, KS 66219
WY STR Certification #: 2456.01
Arkansas Certification #: 15-016-0
Illinois Certification #: 003097
Iowa Certification #: 118
Kansas/NELAP Certification #: E-10116
Louisiana Certification #: 03055
Nevada Certification #: KS000212008A
Oklahoma Certification #: 9205/9935
Texas Certification #: T104704407
Utah Certification #: KS00021

This report shall not be reproduced, except in full,
without the written consent of Pace Analytical Services, Inc..

Pace Analytical Services, Inc.
9608 Loiret Blvd.
Lenexa, KS 66219
(913)599-5665

SAMPLE SUMMARY

Project: Fort Smith, AR
Pace Project No.: 60204767

Lab ID	Sample ID	Matrix	Date Collected	Date Received
60204767001	MW-61R-201510	Water	10/08/15 10:30	10/09/15 17:37
60204767002	DUP-02-201510	Water	10/08/15 10:30	10/09/15 17:37
60204767003	MW-23-201510	Water	10/08/15 09:40	10/09/15 17:37
60204767004	MW-83-201510	Water	10/08/15 12:20	10/09/15 17:37
60204767005	MW-24-201510	Water	10/08/15 14:30	10/09/15 17:37
60204767006	MW-63R-201510	Water	10/08/15 08:58	10/09/15 17:37
60204767007	TB-19-201510	Water	10/08/15 08:00	10/09/15 17:37
60204767008	MW-38-201510	Water	10/08/15 15:00	10/09/15 17:37
60204767009	MW-58R-201510	Water	10/08/15 14:50	10/09/15 17:37
60204767010	MW-25-201510	Water	10/08/15 16:50	10/09/15 17:37
60204767011	TB-20-201510	Water	10/08/15 08:00	10/09/15 17:37
60204767012	TB-21-201510	Water	10/08/15 08:00	10/09/15 17:37
60204767013	ITMW-19-201510	Water	10/08/15 14:00	10/09/15 17:37
60204767014	MW-81-201510	Water	10/08/15 11:45	10/09/15 17:37
60204767015	MW-172-201510	Water	10/08/15 15:50	10/09/15 17:37
60204767016	EB-04-201510	Water	10/08/15 16:51	10/09/15 17:37
60204767017	MW-33R-201510	Water	10/08/15 14:20	10/09/15 17:37
60204767018	DUP-05-201510	Water	10/08/15 14:20	10/09/15 17:37
60204767019	TB-22-201510	Water	10/08/15 08:00	10/09/15 17:37
60204767020	ITMW-15-201510	Water	10/08/15 11:30	10/09/15 17:37
60204767021	ITMW-7-201510	Water	10/08/15 11:20	10/09/15 17:37
60204767022	ITMW-21-201510	Water	10/08/15 08:50	10/09/15 17:37
60204767023	IW-77-201510	Water	10/08/15 09:30	10/09/15 17:37
60204767024	MW-86-201510	Water	10/08/15 16:00	10/09/15 17:37
60204767025	TB-23-201510	Water	10/08/15 08:00	10/09/15 17:37
60204767026	ITMW-17-201510	Water	10/08/15 09:40	10/09/15 17:37
60204767027	MW-85-201510	Water	10/08/15 11:40	10/09/15 17:37
60204767028	ITMW-18-201510	Water	10/08/15 16:35	10/09/15 17:37
60204767029	DUP-06-201510	Water	10/08/15 16:35	10/09/15 17:37
60204767030	TB-24-201510	Water	10/08/15 08:00	10/09/15 17:37
60204767031	MW-34R-201510	Water	10/08/15 16:45	10/09/15 17:37
60204767032	EB-07-201510	Water	10/08/15 17:50	10/09/15 17:37
60204767033	MW-92-201510	Water	10/08/15 08:53	10/09/15 17:37
60204767034	MW-94-201510	Water	10/08/15 10:56	10/09/15 17:37
60204767035	MW-93-201510	Water	10/08/15 14:05	10/09/15 17:37
60204767036	MW-95-201510	Water	10/08/15 12:30	10/09/15 17:37
60204767037	EB-06-201510	Water	10/08/15 18:00	10/09/15 17:37

This report shall not be reproduced, except in full,
without the written consent of Pace Analytical Services, Inc..

Pace Analytical Services, Inc.
9608 Loiret Blvd.
Lenexa, KS 66219
(913)599-5665

SAMPLE SUMMARY

Project: Fort Smith, AR
Pace Project No.: 60204767

Lab ID	Sample ID	Matrix	Date Collected	Date Received
60204767038	**TB-25-201510**	Water	10/08/15 08:00	10/09/15 17:37

This report shall not be reproduced, except in full,
without the written consent of Pace Analytical Services, Inc..

Pace Analytical Services, Inc.
9608 Loiret Blvd.
Lenexa, KS 66219
(913)599-5665

SAMPLE ANALYTE COUNT

Project: Fort Smith, AR
Pace Project No.: 60204767

Lab ID	Sample ID	Method	Analysts	Analytes Reported	Laboratory
60204767001	**MW-61R-201510**	EPA 8015 - Alcohol	MS1	1	PASI-D
		EPA 6010	TDS	2	PASI-K
		EPA 5030B/8260	PGH	38	PASI-K
		SM 2320B	LDB	3	PASI-K
		SM 3500-Fe B#4	TJG	1	PASI-K
		SM 4500-H+B	TJG	1	PASI-K
		SM 4500-S-2 D	LDB	1	PASI-K
		EPA 300.0	AJM	2	PASI-K
		EPA 350.1	RAB	1	PASI-K
		EPA 353.2	OL	3	PASI-K
		EPA 365.4	RAB	1	PASI-K
		SM 4500-CO2 D	JMC1	1	PASI-K
		SM 5310C	ESM	1	PASI-K
60204767002	**DUP-02-201510**	EPA 5030B/8260	PGH	38	PASI-K
60204767003	**MW-23-201510**	EPA 8015 - Alcohol	MS1	1	PASI-D
		EPA 6010	TDS	2	PASI-K
		EPA 5030B/8260	PGH	38	PASI-K
		SM 2320B	LDB	3	PASI-K
		SM 3500-Fe B#4	TJG	1	PASI-K
		SM 4500-H+B	TJG	1	PASI-K
		SM 4500-S-2 D	LDB	1	PASI-K
		EPA 300.0	AJM	2	PASI-K
		EPA 350.1	RAB	1	PASI-K
		EPA 353.2	OL	3	PASI-K
		EPA 365.4	RAB	2	PASI-K
		SM 4500-CO2 D	JMC1	1	PASI-K
		SM 5310C	ESM	1	PASI-K
60204767004	**MW-83-201510**	EPA 8015 - Alcohol	MS1	1	PASI-D
		EPA 6010	TDS	2	PASI-K
		EPA 5030B/8260	PGH	38	PASI-K
		SM 2320B	LDB	3	PASI-K
		SM 3500-Fe B#4	TJG	1	PASI-K
		SM 4500-H+B	TJG	1	PASI-K
		SM 4500-S-2 D	LDB	1	PASI-K
		EPA 300.0	AJM	2	PASI-K
		EPA 350.1	RAB	1	PASI-K
		EPA 353.2	OL	3	PASI-K

This report shall not be reproduced, except in full,
without the written consent of Pace Analytical Services, Inc..

Pace Analytical Services, Inc.
9608 Loiret Blvd.
Lenexa, KS 66219
(913)599-5665

SAMPLE ANALYTE COUNT

Project: Fort Smith, AR
Pace Project No.: 60204767

Lab ID	Sample ID	Method	Analysts	Analytes Reported	Laboratory
		EPA 365.4	RAB	1	PASI-K
		SM 4500-CO2 D	JMC1	1	PASI-K
		SM 5310C	ESM	1	PASI-K
60204767005	**MW-24-201510**	EPA 8015 - Alcohol	MS1	1	PASI-D
		EPA 6010	TDS	2	PASI-K
		EPA 5030B/8260	PGH	38	PASI-K
		SM 2320B	LDB	3	PASI-K
		SM 3500-Fe B#4	TJG	1	PASI-K
		SM 4500-H+B	TJG	1	PASI-K
		SM 4500-S-2 D	LDB	1	PASI-K
		EPA 300.0	AJM	2	PASI-K
		EPA 350.1	RAB	1	PASI-K
		EPA 353.2	OL	3	PASI-K
		EPA 365.4	RAB	1	PASI-K
		SM 4500-CO2 D	JMC1	1	PASI-K
		SM 5310C	ESM	1	PASI-K
60204767006	**MW-63R-201510**	EPA 8015 - Alcohol	MS1	1	PASI-D
		EPA 6010	TDS	2	PASI-K
		EPA 5030B/8260	PGH	38	PASI-K
		SM 2320B	LDB	3	PASI-K
		SM 3500-Fe B#4	TJG	1	PASI-K
		SM 4500-H+B	TJG	1	PASI-K
		SM 4500-S-2 D	LDB	1	PASI-K
		EPA 300.0	AJM	2	PASI-K
		EPA 350.1	RAB	1	PASI-K
		EPA 353.2	OL	3	PASI-K
		EPA 365.4	RAB	1	PASI-K
		SM 4500-CO2 D	JMC1	1	PASI-K
		SM 5310C	ESM	1	PASI-K
60204767007	**TB-19-201510**	EPA 5030B/8260	PGH	38	PASI-K
60204767008	**MW-38-201510**	EPA 8015 - Alcohol	MS1	1	PASI-D
		EPA 6010	TDS	2	PASI-K
		EPA 5030B/8260	JTK, PGH	38	PASI-K
		SM 2320B	LDB	3	PASI-K
		SM 3500-Fe B#4	TJG	1	PASI-K
		SM 4500-H+B	TJG	1	PASI-K
		SM 4500-S-2 D	LDB	1	PASI-K

This report shall not be reproduced, except in full,
without the written consent of Pace Analytical Services, Inc..

Pace Analytical Services, Inc.
9608 Loiret Blvd.
Lenexa, KS 66219
(913)599-5665

SAMPLE ANALYTE COUNT

Project: Fort Smith, AR
Pace Project No.: 60204767

Lab ID	Sample ID	Method	Analysts	Analytes Reported	Laboratory
		EPA 300.0	AJM	2	PASI-K
		EPA 350.1	RAB	1	PASI-K
		EPA 353.2	OL	3	PASI-K
		EPA 365.4	RAB	1	PASI-K
		SM 4500-CO2 D	JMC1	1	PASI-K
		SM 5310C	ESM	1	PASI-K
60204767009	**MW-58R-201510**	EPA 8015 - Alcohol	MS1	1	PASI-D
		EPA 6010	TDS	2	PASI-K
		EPA 5030B/8260	PGH	38	PASI-K
		SM 2320B	LDB	3	PASI-K
		SM 3500-Fe B#4	TJG	1	PASI-K
		SM 4500-H+B	TJG	1	PASI-K
		SM 4500-S-2 D	LDB	1	PASI-K
		EPA 300.0	AJM	2	PASI-K
		EPA 350.1	RAB	1	PASI-K
		EPA 353.2	OL	3	PASI-K
		EPA 365.4	RAB	1	PASI-K
		SM 4500-CO2 D	JMC1	1	PASI-K
		SM 5310C	ESM	1	PASI-K
60204767010	**MW-25-201510**	EPA 8015 - Alcohol	MS1	1	PASI-D
		EPA 6010	TDS	2	PASI-K
		EPA 5030B/8260	JTK, PGH	38	PASI-K
		SM 2320B	LDB	3	PASI-K
		SM 3500-Fe B#4	TJG	1	PASI-K
		SM 4500-H+B	TJG	1	PASI-K
		SM 4500-S-2 D	LDB	1	PASI-K
		EPA 300.0	AJM	2	PASI-K
		EPA 350.1	RAB	1	PASI-K
		EPA 353.2	OL	3	PASI-K
		EPA 365.4	RAB	1	PASI-K
		SM 4500-CO2 D	TJG	1	PASI-K
		SM 5310C	ESM	1	PASI-K
60204767011	**TB-20-201510**	EPA 5030B/8260	PGH	38	PASI-K
60204767012	**TB-21-201510**	EPA 5030B/8260	PGH	38	PASI-K
60204767013	**ITMW-19-201510**	EPA 8015 - Alcohol	MS1	1	PASI-D
		EPA 6010	TDS	2	PASI-K
		EPA 5030B/8260	PGH	38	PASI-K

This report shall not be reproduced, except in full,
without the written consent of Pace Analytical Services, Inc..

Pace Analytical Services, Inc.
9608 Loiret Blvd.
Lenexa, KS 66219
(913)599-5665

SAMPLE ANALYTE COUNT

Project: Fort Smith, AR
Pace Project No.: 60204767

Lab ID	Sample ID	Method	Analysts	Analytes Reported	Laboratory
		SM 2320B	LDB	3	PASI-K
		SM 3500-Fe B#4	TJG	1	PASI-K
		SM 4500-H+B	TJG	1	PASI-K
		SM 4500-S-2 D	LDB	1	PASI-K
		EPA 300.0	AJM	2	PASI-K
		EPA 350.1	RAB	1	PASI-K
		EPA 353.2	OL	3	PASI-K
		EPA 365.4	RAB	1	PASI-K
		SM 4500-CO2 D	TJG	1	PASI-K
		SM 5310C	ESM	1	PASI-K
60204767014	**MW-81-201510**	EPA 8015 - Alcohol	MS1	1	PASI-D
		EPA 6010	TDS	2	PASI-K
		EPA 5030B/8260	JTK	38	PASI-K
		SM 2320B	LDB	3	PASI-K
		SM 3500-Fe B#4	TJG	1	PASI-K
		SM 4500-H+B	TJG	1	PASI-K
		SM 4500-S-2 D	LDB	1	PASI-K
		EPA 300.0	AJM	2	PASI-K
		EPA 350.1	RAB	1	PASI-K
		EPA 353.2	OL	3	PASI-K
		EPA 365.4	RAB	1	PASI-K
		SM 4500-CO2 D	TJG	1	PASI-K
		SM 5310C	ESM	1	PASI-K
60204767015	**MW-172-201510**	EPA 8015 - Alcohol	MS1	1	PASI-D
		EPA 6010	TDS	2	PASI-K
		EPA 5030B/8260	JTK	38	PASI-K
		SM 2320B	LDB	3	PASI-K
		SM 3500-Fe B#4	TJG	1	PASI-K
		SM 4500-H+B	TJG	1	PASI-K
		SM 4500-S-2 D	LDB	1	PASI-K
		EPA 300.0	AJM	2	PASI-K
		EPA 350.1	RAB	1	PASI-K
		EPA 353.2	OL	3	PASI-K
		EPA 365.4	RAB	2	PASI-K
		SM 4500-CO2 D	TJG	1	PASI-K
		SM 5310C	ESM	1	PASI-K
60204767016	**EB-04-201510**	EPA 5030B/8260	PGH	38	PASI-K

This report shall not be reproduced, except in full,
without the written consent of Pace Analytical Services, Inc..

Pace Analytical Services, Inc.
9608 Loiret Blvd.
Lenexa, KS 66219
(913)599-5665

SAMPLE ANALYTE COUNT

Project: Fort Smith, AR
Pace Project No.: 60204767

Lab ID	Sample ID	Method	Analysts	Analytes Reported	Laboratory
60204767017	**MW-33R-201510**	EPA 8015 - Alcohol	MS1	1	PASI-D
		EPA 6010	TDS	2	PASI-K
		EPA 5030B/8260	PGH	38	PASI-K
		SM 2320B	LDB	3	PASI-K
		SM 3500-Fe B#4	TJG	1	PASI-K
		SM 4500-H+B	TJG	1	PASI-K
		SM 4500-S-2 D	LDB	1	PASI-K
		EPA 300.0	AJM	2	PASI-K
		EPA 350.1	RAB	1	PASI-K
		EPA 353.2	OL	3	PASI-K
		EPA 365.4	RAB	2	PASI-K
		SM 4500-CO2 D	TJG	1	PASI-K
		SM 5310C	ESM	1	PASI-K
60204767018	**DUP-05-201510**	EPA 5030B/8260	JTK, PGH	38	PASI-K
60204767019	**TB-22-201510**	EPA 5030B/8260	PGH	38	PASI-K
60204767020	**ITMW-15-201510**	EPA 8015 - Alcohol	MS1	1	PASI-D
		EPA 6010	TDS	2	PASI-K
		EPA 5030B/8260	PGH	38	PASI-K
		SM 2320B	LDB	3	PASI-K
		SM 3500-Fe B#4	TJG	1	PASI-K
		SM 4500-H+B	TJG	1	PASI-K
		SM 4500-S-2 D	LDB	1	PASI-K
		EPA 300.0	AJM	2	PASI-K
		EPA 350.1	RAB	1	PASI-K
		EPA 353.2	OL	3	PASI-K
		EPA 365.4	RAB	1	PASI-K
		SM 4500-CO2 D	TJG	1	PASI-K
		SM 5310C	ESM	1	PASI-K
60204767021	**ITMW-7-201510**	EPA 8015 - Alcohol	MS1	1	PASI-D
		EPA 6010	TDS	2	PASI-K
		EPA 5030B/8260	PGH	38	PASI-K
		SM 2320B	LDB	3	PASI-K
		SM 3500-Fe B#4	TJG	1	PASI-K
		SM 4500-H+B	TJG	1	PASI-K
		SM 4500-S-2 D	LDB	1	PASI-K
		EPA 300.0	AJM	2	PASI-K
		EPA 350.1	RAB	1	PASI-K

This report shall not be reproduced, except in full,
without the written consent of Pace Analytical Services, Inc..

Pace Analytical Services, Inc.
9608 Loiret Blvd.
Lenexa, KS 66219
(913)599-5665

SAMPLE ANALYTE COUNT

Project: Fort Smith, AR
Pace Project No.: 60204767

Lab ID	Sample ID	Method	Analysts	Analytes Reported	Laboratory
		EPA 353.2	OL	3	PASI-K
		EPA 365.4	RAB	1	PASI-K
		SM 4500-CO2 D	TJG	1	PASI-K
		SM 5310C	ESM	1	PASI-K
60204767022	**ITMW-21-201510**	EPA 8015 - Alcohol	MS1	1	PASI-D
		EPA 6010	TDS	2	PASI-K
		EPA 5030B/8260	PGH	38	PASI-K
		SM 2320B	LDB	3	PASI-K
		SM 3500-Fe B#4	TJG	1	PASI-K
		SM 4500-H+B	TJG	1	PASI-K
		SM 4500-S-2 D	LDB	1	PASI-K
		EPA 300.0	AJM	2	PASI-K
		EPA 350.1	RAB	1	PASI-K
		EPA 353.2	OL	3	PASI-K
		EPA 365.4	RAB	1	PASI-K
		SM 4500-CO2 D	TJG	1	PASI-K
		SM 5310C	ESM	1	PASI-K
60204767023	**IW-77-201510**	EPA 8015 - Alcohol	MS1	1	PASI-D
		EPA 6010	TDS	2	PASI-K
		EPA 5030B/8260	PGH	38	PASI-K
		SM 2320B	LDB	3	PASI-K
		SM 3500-Fe B#4	TJG	1	PASI-K
		SM 4500-H+B	TJG	1	PASI-K
		SM 4500-S-2 D	LDB	1	PASI-K
		EPA 300.0	AJM	2	PASI-K
		EPA 350.1	RAB	1	PASI-K
		EPA 353.2	OL	3	PASI-K
		EPA 365.4	RAB	1	PASI-K
		SM 4500-CO2 D	TJG	1	PASI-K
		SM 5310C	ESM	1	PASI-K
60204767024	**MW-86-201510**	EPA 8015 - Alcohol	MS1	1	PASI-D
		EPA 6010	TDS	2	PASI-K
		EPA 5030B/8260	JTK, PGH	38	PASI-K
		SM 2320B	LDB	3	PASI-K
		SM 3500-Fe B#4	TJG	1	PASI-K
		SM 4500-H+B	TJG	1	PASI-K
		SM 4500-S-2 D	LDB	1	PASI-K

This report shall not be reproduced, except in full,
without the written consent of Pace Analytical Services, Inc..

Pace Analytical Services, Inc.
9608 Loiret Blvd.
Lenexa, KS 66219
(913)599-5665

SAMPLE ANALYTE COUNT

Project: Fort Smith, AR
Pace Project No.: 60204767

Lab ID	Sample ID	Method	Analysts	Analytes Reported	Laboratory
		EPA 300.0	AJM	2	PASI-K
		EPA 350.1	RAB	1	PASI-K
		EPA 353.2	OL	3	PASI-K
		EPA 365.4	RAB	1	PASI-K
		SM 4500-CO2 D	TJG	1	PASI-K
		SM 5310C	ESM	1	PASI-K
60204767025	**TB-23-201510**	EPA 5030B/8260	PGH	38	PASI-K
60204767026	**ITMW-17-201510**	EPA 8015 - Alcohol	MS1	1	PASI-D
		EPA 6010	TDS	2	PASI-K
		EPA 5030B/8260	JTK, PGH	38	PASI-K
		SM 2320B	LDB	3	PASI-K
		SM 3500-Fe B#4	TJG	1	PASI-K
		SM 4500-H+B	TJG	1	PASI-K
		SM 4500-S-2 D	LDB	1	PASI-K
		EPA 300.0	AJM	2	PASI-K
		EPA 350.1	RAB	1	PASI-K
		EPA 353.2	OL	3	PASI-K
		EPA 365.4	RAB	1	PASI-K
		SM 4500-CO2 D	TJG	1	PASI-K
		SM 5310C	ESM	1	PASI-K
60204767027	**MW-85-201510**	EPA 8015 - Alcohol	MS1	1	PASI-D
		EPA 6010	TDS	2	PASI-K
		EPA 5030B/8260	JTK, PGH	38	PASI-K
		SM 2320B	LDB	3	PASI-K
		SM 3500-Fe B#4	TJG	1	PASI-K
		SM 4500-H+B	TJG	1	PASI-K
		SM 4500-S-2 D	LDB	1	PASI-K
		EPA 300.0	AJM	2	PASI-K
		EPA 350.1	RAB	1	PASI-K
		EPA 353.2	OL	3	PASI-K
		EPA 365.4	RAB	1	PASI-K
		SM 4500-CO2 D	TJG	1	PASI-K
		SM 5310C	ESM	1	PASI-K
60204767028	**ITMW-18-201510**	EPA 8015 - Alcohol	MS1	1	PASI-D
		EPA 6010	TDS	2	PASI-K
		EPA 5030B/8260	PGH	38	PASI-K
		SM 2320B	LDB	3	PASI-K

This report shall not be reproduced, except in full,
without the written consent of Pace Analytical Services, Inc..

Pace Analytical Services, Inc.
9608 Loiret Blvd.
Lenexa, KS 66219
(913)599-5665

SAMPLE ANALYTE COUNT

Project: Fort Smith, AR
Pace Project No.: 60204767

Lab ID	Sample ID	Method	Analysts	Analytes Reported	Laboratory
		SM 3500-Fe B#4	TJG	1	PASI-K
		SM 4500-H+B	TJG	1	PASI-K
		SM 4500-S-2 D	LDB	1	PASI-K
		EPA 300.0	AJM	2	PASI-K
		EPA 350.1	RAB	1	PASI-K
		EPA 353.2	OL	3	PASI-K
		EPA 365.4	RAB	1	PASI-K
		SM 4500-CO2 D	TJG	1	PASI-K
		SM 5310C	ESM	1	PASI-K
60204767029	**DUP-06-201510**	EPA 5030B/8260	JTK	38	PASI-K
60204767030	**TB-24-201510**	EPA 5030B/8260	PGH	38	PASI-K
60204767031	**MW-34R-201510**	EPA 8015 - Alcohol	MS1	1	PASI-D
		EPA 6010	TDS	2	PASI-K
		EPA 5030B/8260	JTK	38	PASI-K
		SM 2320B	LDB	3	PASI-K
		SM 3500-Fe B#4	TJG	1	PASI-K
		SM 4500-H+B	TJG	1	PASI-K
		SM 4500-S-2 D	LDB	1	PASI-K
		EPA 300.0	AJM	2	PASI-K
		EPA 350.1	RAB	1	PASI-K
		EPA 353.2	OL	3	PASI-K
		EPA 365.4	RAB	1	PASI-K
		SM 4500-CO2 D	TJG	1	PASI-K
		SM 5310C	ESM	1	PASI-K
60204767032	**EB-07-201510**	EPA 5030B/8260	PGH	38	PASI-K
60204767033	**MW-92-201510**	EPA 8015 - Alcohol	MS1	1	PASI-D
		EPA 6010	TDS	2	PASI-K
		EPA 5030B/8260	JTK	38	PASI-K
		SM 2320B	LDB	3	PASI-K
		SM 3500-Fe B#4	TJG	1	PASI-K
		SM 4500-H+B	TJG	1	PASI-K
		SM 4500-S-2 D	LDB	1	PASI-K
		EPA 300.0	AJM	2	PASI-K
		EPA 350.1	RAB	1	PASI-K
		EPA 353.2	OL	3	PASI-K
		EPA 365.4	RAB	1	PASI-K
		SM 4500-CO2 D	TJG	1	PASI-K

This report shall not be reproduced, except in full,
without the written consent of Pace Analytical Services, Inc..

Pace Analytical Services, Inc.
9608 Loiret Blvd.
Lenexa, KS 66219
(913)599-5665

SAMPLE ANALYTE COUNT

Project: Fort Smith, AR
Pace Project No.: 60204767

Lab ID	Sample ID	Method	Analysts	Analytes Reported	Laboratory
		SM 5310C	ESM	1	PASI-K
60204767034	**MW-94-201510**	EPA 8015 - Alcohol	MS1	1	PASI-D
		EPA 6010	TDS	2	PASI-K
		EPA 5030B/8260	JTK	38	PASI-K
		SM 2320B	LDB	3	PASI-K
		SM 3500-Fe B#4	TJG	1	PASI-K
		SM 4500-H+B	TJG	1	PASI-K
		SM 4500-S-2 D	LDB	1	PASI-K
		EPA 300.0	AJM	2	PASI-K
		EPA 350.1	RAB	1	PASI-K
		EPA 353.2	OL	3	PASI-K
		EPA 365.4	RAB	1	PASI-K
		SM 4500-CO2 D	TJG	1	PASI-K
		SM 5310C	ESM	1	PASI-K
60204767035	**MW-93-201510**	EPA 8015 - Alcohol	MS1	1	PASI-D
		EPA 6010	TDS	2	PASI-K
		EPA 5030B/8260	JTK, PGH	38	PASI-K
		SM 2320B	LDB	3	PASI-K
		SM 3500-Fe B#4	TJG	1	PASI-K
		SM 4500-H+B	TJG	1	PASI-K
		SM 4500-S-2 D	LDB	1	PASI-K
		EPA 300.0	AJM	2	PASI-K
		EPA 350.1	RAB	1	PASI-K
		EPA 353.2	OL	3	PASI-K
		EPA 365.4	RAB	1	PASI-K
		SM 4500-CO2 D	TJG	1	PASI-K
		SM 5310C	ESM	1	PASI-K
60204767036	**MW-95-201510**	EPA 8015 - Alcohol	MS1	1	PASI-D
		EPA 6010	TDS	2	PASI-K
		EPA 5030B/8260	JTK, PGH	38	PASI-K
		SM 2320B	LDB	3	PASI-K
		SM 3500-Fe B#4	TJG	1	PASI-K
		SM 4500-H+B	TJG	1	PASI-K
		SM 4500-S-2 D	LDB	1	PASI-K
		EPA 300.0	AJM	2	PASI-K
		EPA 350.1	RAB	1	PASI-K
		EPA 353.2	OL	3	PASI-K

This report shall not be reproduced, except in full,
without the written consent of Pace Analytical Services, Inc..

Pace Analytical Services, Inc.
9608 Loiret Blvd.
Lenexa, KS 66219
(913)599-5665

SAMPLE ANALYTE COUNT

Project: Fort Smith, AR
Pace Project No.: 60204767

Lab ID	Sample ID	Method	Analysts	Analytes Reported	Laboratory
		EPA 365.4	RAB	1	PASI-K
		SM 4500-CO2 D	TJG	1	PASI-K
		SM 5310C	ESM	1	PASI-K
60204767037	**EB-06-201510**	EPA 5030B/8260	PGH	38	PASI-K
60204767038	**TB-25-201510**	EPA 5030B/8260	PGH	38	PASI-K

This report shall not be reproduced, except in full,
without the written consent of Pace Analytical Services, Inc..

Pace Analytical Services, Inc.
9608 Loiret Blvd.
Lenexa, KS 66219
(913)599-5665

PROJECT NARRATIVE

Project: Fort Smith, AR
Pace Project No.: 60204767

Method: **EPA 8015 - Alcohol**
Description: Alcohol by Direct Inject GCFID
Client: Environ_AR
Date: October 22, 2015

General Information:
25 samples were analyzed for EPA 8015 - Alcohol. All samples were received in acceptable condition with any exceptions noted below or on the chain-of custody and/or the sample condition upon receipt form (SCUR) attached at the end of this report.

Hold Time:
The samples were analyzed within the method required hold times with any exceptions noted below.

Initial Calibrations (including MS Tune as applicable):
All criteria were within method requirements with any exceptions noted below.

Continuing Calibration:
All criteria were within method requirements with any exceptions noted below.

Surrogates:
All surrogates were within QC limits with any exceptions noted below.

Method Blank:
All analytes were below the report limit in the method blank, where applicable, with any exceptions noted below.

Laboratory Control Spike:
All laboratory control spike compounds were within QC limits with any exceptions noted below.

Matrix Spikes:
All percent recoveries and relative percent differences (RPDs) were within acceptance criteria with any exceptions noted below.

Additional Comments:

This report shall not be reproduced, except in full,
without the written consent of Pace Analytical Services, Inc..

Pace Analytical Services, Inc.
9608 Loiret Blvd.
Lenexa, KS 66219
(913)599-5665

PROJECT NARRATIVE

Project: Fort Smith, AR
Pace Project No.: 60204767

Method: **EPA 6010**
Description: 6010 MET ICP
Client: Environ_AR
Date: October 22, 2015

General Information:
25 samples were analyzed for EPA 6010. All samples were received in acceptable condition with any exceptions noted below or on the chain-of custody and/or the sample condition upon receipt form (SCUR) attached at the end of this report.

Hold Time:
The samples were analyzed within the method required hold times with any exceptions noted below.

Sample Preparation:
The samples were prepared in accordance with EPA 3010 with any exceptions noted below.

Initial Calibrations (including MS Tune as applicable):
All criteria were within method requirements with any exceptions noted below.

Continuing Calibration:
All criteria were within method requirements with any exceptions noted below.

Method Blank:
All analytes were below the report limit in the method blank, where applicable, with any exceptions noted below.

Laboratory Control Spike:
All laboratory control spike compounds were within QC limits with any exceptions noted below.

Matrix Spikes:
All percent recoveries and relative percent differences (RPDs) were within acceptance criteria with any exceptions noted below.

QC Batch: MPRP/33491

A matrix spike and/or matrix spike duplicate (MS/MSD) were performed on the following sample(s): 60204767001

M1: Matrix spike recovery exceeded QC limits. Batch accepted based on laboratory control sample (LCS) recovery.

- MSD (Lab ID: 1649052)
  - Iron
  - Manganese

Additional Comments:

This report shall not be reproduced, except in full,
without the written consent of Pace Analytical Services, Inc..

Pace Analytical Services, Inc.
9608 Loiret Blvd.
Lenexa, KS 66219
(913)599-5665

PROJECT NARRATIVE

Project: Fort Smith, AR
Pace Project No.: 60204767

Method: **EPA 5030B/8260**
Description: 8260 MSV
Client: Environ_AR
Date: October 22, 2015

General Information:
38 samples were analyzed for EPA 5030B/8260. All samples were received in acceptable condition with any exceptions noted below or on the chain-of custody and/or the sample condition upon receipt form (SCUR) attached at the end of this report.

pH: Post-analysis pH measurement indicates insufficient VOA sample preservation.
- MW-61R-201510 (Lab ID: 60204767001)

Hold Time:
The samples were analyzed within the method required hold times with any exceptions noted below.

Initial Calibrations (including MS Tune as applicable):
All criteria were within method requirements with any exceptions noted below.

Continuing Calibration:
All criteria were within method requirements with any exceptions noted below.

Internal Standards:
All internal standards were within QC limits with any exceptions noted below.

Surrogates:
All surrogates were within QC limits with any exceptions noted below.

Method Blank:
All analytes were below the report limit in the method blank, where applicable, with any exceptions noted below.

QC Batch: MSV/72185

B: Analyte was detected in the associated method blank.
- BLANK for HBN 404231 [MSV/7218 (Lab ID: 1648879)
  - Bromomethane
  - Chloromethane

QC Batch: MSV/72186

B: Analyte was detected in the associated method blank.
- BLANK for HBN 404233 [MSV/7218 (Lab ID: 1648882)
  - Chloromethane
  - Trichloroethene

QC Batch: MSV/72258

B: Analyte was detected in the associated method blank.
- BLANK for HBN 404738 [MSV/7225 (Lab ID: 1650919)
  - Methylene chloride

QC Batch: MSV/72263

B: Analyte was detected in the associated method blank.
- BLANK for HBN 404786 [MSV/7226 (Lab ID: 1651024)
  - Methylene chloride

This report shall not be reproduced, except in full,
without the written consent of Pace Analytical Services, Inc..

Pace Analytical Services, Inc.
9608 Loiret Blvd.
Lenexa, KS 66219
(913)599-5665

PROJECT NARRATIVE

Project: Fort Smith, AR
Pace Project No.: 60204767

Method: **EPA 5030B/8260**
Description: 8260 MSV
Client: Environ_AR
Date: October 22, 2015

Laboratory Control Spike:
All laboratory control spike compounds were within QC limits with any exceptions noted below.

QC Batch: MSV/72185

L0: Analyte recovery in the laboratory control sample (LCS) was outside QC limits.
- LCS (Lab ID: 1648880)
  - Acetone

QC Batch: MSV/72186

L0: Analyte recovery in the laboratory control sample (LCS) was outside QC limits.
- LCS (Lab ID: 1648883)
  - Acetone

Matrix Spikes:
All percent recoveries and relative percent differences (RPDs) were within acceptance criteria with any exceptions noted below.

QC Batch: MSV/72185

A matrix spike/matrix spike duplicate was not performed due to insufficient sample volume.

QC Batch: MSV/72186

A matrix spike/matrix spike duplicate was not performed due to insufficient sample volume.

QC Batch: MSV/72258

A matrix spike/matrix spike duplicate was not performed due to insufficient sample volume.

QC Batch: MSV/72263

A matrix spike/matrix spike duplicate was not performed due to insufficient sample volume.

QC Batch: MSV/72280

A matrix spike/matrix spike duplicate was not performed due to insufficient sample volume.

QC Batch: MSV/72387

A matrix spike/matrix spike duplicate was not performed due to insufficient sample volume.

Additional Comments:

This report shall not be reproduced, except in full,
without the written consent of Pace Analytical Services, Inc..

Pace Analytical Services, Inc.
9608 Loiret Blvd.
Lenexa, KS 66219
(913)599-5665

PROJECT NARRATIVE

Project: Fort Smith, AR
Pace Project No.: 60204767

Method: **SM 2320B**
Description: 2320B Alkalinity
Client: Environ_AR
Date: October 22, 2015

General Information:
25 samples were analyzed for SM 2320B. All samples were received in acceptable condition with any exceptions noted below or on the chain-of custody and/or the sample condition upon receipt form (SCUR) attached at the end of this report.

Hold Time:
The samples were analyzed within the method required hold times with any exceptions noted below.

Method Blank:
All analytes were below the report limit in the method blank, where applicable, with any exceptions noted below.

Laboratory Control Spike:
All laboratory control spike compounds were within QC limits with any exceptions noted below.

Matrix Spikes:
All percent recoveries and relative percent differences (RPDs) were within acceptance criteria with any exceptions noted below.

Duplicate Sample:
All duplicate sample results were within method acceptance criteria with any exceptions noted below.

Additional Comments:

This report shall not be reproduced, except in full,
without the written consent of Pace Analytical Services, Inc..

Pace Analytical Services, Inc.
9608 Loiret Blvd.
Lenexa, KS 66219
(913)599-5665

PROJECT NARRATIVE

Project: Fort Smith, AR
Pace Project No.: 60204767

Method: **SM 3500-Fe B#4**
Description: Iron, Ferric (Calculation)
Client: Environ_AR
Date: October 22, 2015

General Information:
25 samples were analyzed for SM 3500-Fe B#4. All samples were received in acceptable condition with any exceptions noted below or on the chain-of custody and/or the sample condition upon receipt form (SCUR) attached at the end of this report.

Hold Time:
The samples were analyzed within the method required hold times with any exceptions noted below.

Method Blank:
All analytes were below the report limit in the method blank, where applicable, with any exceptions noted below.

Laboratory Control Spike:
All laboratory control spike compounds were within QC limits with any exceptions noted below.

Matrix Spikes:
All percent recoveries and relative percent differences (RPDs) were within acceptance criteria with any exceptions noted below.

Additional Comments:

Batch Comments:

Ferrous Iron performed in the field
- QC Batch: WET / 57812
- QC Batch: WET / 57815

Ferrous Iron performed in the field.
- QC Batch: WET / 57838

This report shall not be reproduced, except in full,
without the written consent of Pace Analytical Services, Inc..

Pace Analytical Services, Inc.
9608 Loiret Blvd.
Lenexa, KS 66219
(913)599-5665

PROJECT NARRATIVE

Project: Fort Smith, AR
Pace Project No.: 60204767

Method: **SM 4500-H+B**
Description: 4500H+ pH, Electrometric
Client: Environ_AR
Date: October 22, 2015

General Information:
25 samples were analyzed for SM 4500-H+B. All samples were received in acceptable condition with any exceptions noted below or on the chain-of custody and/or the sample condition upon receipt form (SCUR) attached at the end of this report.

Hold Time:
The samples were analyzed within the method required hold times with any exceptions noted below.

H6: Analysis initiated outside of the 15 minute EPA recommended holding time.
- ITMW-15-201510 (Lab ID: 60204767020)
- ITMW-17-201510 (Lab ID: 60204767026)
- ITMW-18-201510 (Lab ID: 60204767028)
- ITMW-19-201510 (Lab ID: 60204767013)
- ITMW-21-201510 (Lab ID: 60204767022)
- ITMW-7-201510 (Lab ID: 60204767021)
- IW-77-201510 (Lab ID: 60204767023)
- MW-172-201510 (Lab ID: 60204767015)
- MW-23-201510 (Lab ID: 60204767003)
- MW-24-201510 (Lab ID: 60204767005)
- MW-25-201510 (Lab ID: 60204767010)
- MW-33R-201510 (Lab ID: 60204767017)
- MW-34R-201510 (Lab ID: 60204767031)
- MW-38-201510 (Lab ID: 60204767008)
- MW-58R-201510 (Lab ID: 60204767009)
- MW-61R-201510 (Lab ID: 60204767001)
- MW-63R-201510 (Lab ID: 60204767006)
- MW-81-201510 (Lab ID: 60204767014)
- MW-83-201510 (Lab ID: 60204767004)
- MW-85-201510 (Lab ID: 60204767027)
- MW-86-201510 (Lab ID: 60204767024)
- MW-92-201510 (Lab ID: 60204767033)
- MW-93-201510 (Lab ID: 60204767035)
- MW-94-201510 (Lab ID: 60204767034)
- MW-95-201510 (Lab ID: 60204767036)

Method Blank:
All analytes were below the report limit in the method blank, where applicable, with any exceptions noted below.

Laboratory Control Spike:
All laboratory control spike compounds were within QC limits with any exceptions noted below.

Matrix Spikes:
All percent recoveries and relative percent differences (RPDs) were within acceptance criteria with any exceptions noted below.

Additional Comments:

This report shall not be reproduced, except in full,
without the written consent of Pace Analytical Services, Inc..

Pace Analytical Services, Inc.
9608 Loiret Blvd.
Lenexa, KS 66219
(913)599-5665

PROJECT NARRATIVE

Project: Fort Smith, AR
Pace Project No.: 60204767

Method: **SM 4500-H+B**
Description: 4500H+ pH, Electrometric
Client: Environ_AR
Date: October 22, 2015

Batch Comments:

Field pH
- QC Batch: WET / 57813
- QC Batch: WET / 57814
- QC Batch: WET / 57825

This report shall not be reproduced, except in full,
without the written consent of Pace Analytical Services, Inc..

Pace Analytical Services, Inc.
9608 Loiret Blvd.
Lenexa, KS 66219
(913)599-5665

PROJECT NARRATIVE

Project: Fort Smith, AR
Pace Project No.: 60204767

Method: **SM 4500-S-2 D**
Description: 4500S2D Sulfide, Total
Client: Environ_AR
Date: October 22, 2015

General Information:
25 samples were analyzed for SM 4500-S-2 D. All samples were received in acceptable condition with any exceptions noted below or on the chain-of custody and/or the sample condition upon receipt form (SCUR) attached at the end of this report.

Hold Time:
The samples were analyzed within the method required hold times with any exceptions noted below.

Method Blank:
All analytes were below the report limit in the method blank, where applicable, with any exceptions noted below.

Laboratory Control Spike:
All laboratory control spike compounds were within QC limits with any exceptions noted below.

Matrix Spikes:
All percent recoveries and relative percent differences (RPDs) were within acceptance criteria with any exceptions noted below.

Duplicate Sample:
All duplicate sample results were within method acceptance criteria with any exceptions noted below.

Additional Comments:

This report shall not be reproduced, except in full,
without the written consent of Pace Analytical Services, Inc..

Pace Analytical Services, Inc.
9608 Loiret Blvd.
Lenexa, KS 66219
(913)599-5665

PROJECT NARRATIVE

Project: Fort Smith, AR
Pace Project No.: 60204767

Method: **EPA 300.0**
Description: 300.0 IC Anions 28 Days
Client: Environ_AR
Date: October 22, 2015

General Information:
25 samples were analyzed for EPA 300.0. All samples were received in acceptable condition with any exceptions noted below or on the chain-of custody and/or the sample condition upon receipt form (SCUR) attached at the end of this report.

Hold Time:
The samples were analyzed within the method required hold times with any exceptions noted below.

Initial Calibrations (including MS Tune as applicable):
All criteria were within method requirements with any exceptions noted below.

Continuing Calibration:
All criteria were within method requirements with any exceptions noted below.

Method Blank:
All analytes were below the report limit in the method blank, where applicable, with any exceptions noted below.

Laboratory Control Spike:
All laboratory control spike compounds were within QC limits with any exceptions noted below.

Matrix Spikes:
All percent recoveries and relative percent differences (RPDs) were within acceptance criteria with any exceptions noted below.

Additional Comments:

This report shall not be reproduced, except in full,
without the written consent of Pace Analytical Services, Inc..

Pace Analytical Services, Inc.
9608 Loiret Blvd.
Lenexa, KS 66219
(913)599-5665

PROJECT NARRATIVE

Project: Fort Smith, AR
Pace Project No.: 60204767

Method: **EPA 350.1**
Description: 350.1 Ammonia
Client: Environ_AR
Date: October 22, 2015

General Information:
25 samples were analyzed for EPA 350.1. All samples were received in acceptable condition with any exceptions noted below or on the chain-of custody and/or the sample condition upon receipt form (SCUR) attached at the end of this report.

Hold Time:
The samples were analyzed within the method required hold times with any exceptions noted below.

Initial Calibrations (including MS Tune as applicable):
All criteria were within method requirements with any exceptions noted below.

Continuing Calibration:
All criteria were within method requirements with any exceptions noted below.

Method Blank:
All analytes were below the report limit in the method blank, where applicable, with any exceptions noted below.

Laboratory Control Spike:
All laboratory control spike compounds were within QC limits with any exceptions noted below.

Matrix Spikes:
All percent recoveries and relative percent differences (RPDs) were within acceptance criteria with any exceptions noted below.

QC Batch: WETA/36375

A matrix spike and/or matrix spike duplicate (MS/MSD) were performed on the following sample(s): 60204563014,60204767013

M1: Matrix spike recovery exceeded QC limits. Batch accepted based on laboratory control sample (LCS) recovery.

- MS (Lab ID: 1650482)
  - Nitrogen, Ammonia
- MS (Lab ID: 1650492)
  - Nitrogen, Ammonia

QC Batch: WETA/36376

A matrix spike and/or matrix spike duplicate (MS/MSD) were performed on the following sample(s): 60204767015,60204767020

M1: Matrix spike recovery exceeded QC limits. Batch accepted based on laboratory control sample (LCS) recovery.

- MS (Lab ID: 1650531)
  - Nitrogen, Ammonia
- MS (Lab ID: 1650533)
  - Nitrogen, Ammonia

Duplicate Sample:
All duplicate sample results were within method acceptance criteria with any exceptions noted below.

Additional Comments:

This report shall not be reproduced, except in full,
without the written consent of Pace Analytical Services, Inc..

Pace Analytical Services, Inc.
9608 Loiret Blvd.
Lenexa, KS 66219
(913)599-5665

PROJECT NARRATIVE

Project: Fort Smith, AR
Pace Project No.: 60204767

Method: **EPA 353.2**
Description: 353.2 Nitrogen, NO2/NO3 unpres
Client: Environ_AR
Date: October 22, 2015

General Information:
25 samples were analyzed for EPA 353.2. All samples were received in acceptable condition with any exceptions noted below or on the chain-of custody and/or the sample condition upon receipt form (SCUR) attached at the end of this report.

Hold Time:
The samples were analyzed within the method required hold times with any exceptions noted below.

Initial Calibrations (including MS Tune as applicable):
All criteria were within method requirements with any exceptions noted below.

Continuing Calibration:
All criteria were within method requirements with any exceptions noted below.

Method Blank:
All analytes were below the report limit in the method blank, where applicable, with any exceptions noted below.

Laboratory Control Spike:
All laboratory control spike compounds were within QC limits with any exceptions noted below.

Matrix Spikes:
All percent recoveries and relative percent differences (RPDs) were within acceptance criteria with any exceptions noted below.

QC Batch: WETA/36303

A matrix spike and/or matrix spike duplicate (MS/MSD) were performed on the following sample(s): 60204767022

M1: Matrix spike recovery exceeded QC limits. Batch accepted based on laboratory control sample (LCS) recovery.

- MS (Lab ID: 1648010)
  - Nitrogen, NO2 plus NO3
  - Nitrogen, Nitrate
  - Nitrogen, Nitrite

QC Batch: WETA/36304

A matrix spike and/or matrix spike duplicate (MS/MSD) were performed on the following sample(s): 60204767001,60204767034

M1: Matrix spike recovery exceeded QC limits. Batch accepted based on laboratory control sample (LCS) recovery.

- MS (Lab ID: 1648014)
  - Nitrogen, NO2 plus NO3
  - Nitrogen, Nitrate
- MS (Lab ID: 1648015)
  - Nitrogen, NO2 plus NO3
  - Nitrogen, Nitrate
  - Nitrogen, Nitrite

Duplicate Sample:
All duplicate sample results were within method acceptance criteria with any exceptions noted below.

This report shall not be reproduced, except in full,
without the written consent of Pace Analytical Services, Inc..

Pace Analytical Services, Inc.
9608 Loiret Blvd.
Lenexa, KS 66219
(913)599-5665

PROJECT NARRATIVE

Project: Fort Smith, AR
Pace Project No.: 60204767

Method: **EPA 353.2**
Description: 353.2 Nitrogen, NO2/NO3 unpres
Client: Environ_AR
Date: October 22, 2015

Additional Comments:

This report shall not be reproduced, except in full,
without the written consent of Pace Analytical Services, Inc..

Pace Analytical Services, Inc.
9608 Loiret Blvd.
Lenexa, KS 66219
(913)599-5665

PROJECT NARRATIVE

Project: Fort Smith, AR
Pace Project No.: 60204767

Method: **EPA 365.4**
Description: 365.4 Total Phosphorus
Client: Environ_AR
Date: October 22, 2015

General Information:
25 samples were analyzed for EPA 365.4. All samples were received in acceptable condition with any exceptions noted below or on the chain-of custody and/or the sample condition upon receipt form (SCUR) attached at the end of this report.

Hold Time:
The samples were analyzed within the method required hold times with any exceptions noted below.

Initial Calibrations (including MS Tune as applicable):
All criteria were within method requirements with any exceptions noted below.

Continuing Calibration:
All criteria were within method requirements with any exceptions noted below.

Method Blank:
All analytes were below the report limit in the method blank, where applicable, with any exceptions noted below.

Laboratory Control Spike:
All laboratory control spike compounds were within QC limits with any exceptions noted below.

Matrix Spikes:
All percent recoveries and relative percent differences (RPDs) were within acceptance criteria with any exceptions noted below.

Duplicate Sample:
All duplicate sample results were within method acceptance criteria with any exceptions noted below.

Additional Comments:

This report shall not be reproduced, except in full,
without the written consent of Pace Analytical Services, Inc..

Pace Analytical Services, Inc.
9608 Loiret Blvd.
Lenexa, KS 66219
(913)599-5665

PROJECT NARRATIVE

Project: Fort Smith, AR
Pace Project No.: 60204767

Method: **SM 4500-CO2 D**
Description: Total Carbon Dioxide Calc
Client: Environ_AR
Date: October 22, 2015

General Information:
25 samples were analyzed for SM 4500-CO2 D. All samples were received in acceptable condition with any exceptions noted below or on the chain-of custody and/or the sample condition upon receipt form (SCUR) attached at the end of this report.

Hold Time:
The samples were analyzed within the method required hold times with any exceptions noted below.

Initial Calibrations (including MS Tune as applicable):
All criteria were within method requirements with any exceptions noted below.

Continuing Calibration:
All criteria were within method requirements with any exceptions noted below.

Method Blank:
All analytes were below the report limit in the method blank, where applicable, with any exceptions noted below.

Laboratory Control Spike:
All laboratory control spike compounds were within QC limits with any exceptions noted below.

Matrix Spikes:
All percent recoveries and relative percent differences (RPDs) were within acceptance criteria with any exceptions noted below.

Additional Comments:

This report shall not be reproduced, except in full,
without the written consent of Pace Analytical Services, Inc..

Pace Analytical Services, Inc.
9608 Loiret Blvd.
Lenexa, KS 66219
(913)599-5665

PROJECT NARRATIVE

Project: Fort Smith, AR
Pace Project No.: 60204767

Method: **SM 5310C**
Description: 5310C TOC
Client: Environ_AR
Date: October 22, 2015

General Information:
25 samples were analyzed for SM 5310C. All samples were received in acceptable condition with any exceptions noted below or on the chain-of custody and/or the sample condition upon receipt form (SCUR) attached at the end of this report.

Hold Time:
The samples were analyzed within the method required hold times with any exceptions noted below.

Initial Calibrations (including MS Tune as applicable):
All criteria were within method requirements with any exceptions noted below.

Continuing Calibration:
All criteria were within method requirements with any exceptions noted below.

Method Blank:
All analytes were below the report limit in the method blank, where applicable, with any exceptions noted below.

QC Batch: WETA/36360

B: Analyte was detected in the associated method blank.

- BLANK for HBN 404547 [WETA/363 (Lab ID: 1649976)
  - Total Organic Carbon

Laboratory Control Spike:
All laboratory control spike compounds were within QC limits with any exceptions noted below.

Matrix Spikes:
All percent recoveries and relative percent differences (RPDs) were within acceptance criteria with any exceptions noted below.

QC Batch: WETA/36378

A matrix spike and/or matrix spike duplicate (MS/MSD) were performed on the following sample(s): 60204767017

M1: Matrix spike recovery exceeded QC limits. Batch accepted based on laboratory control sample (LCS) recovery.

- MS (Lab ID: 1650700)
  - Total Organic Carbon

QC Batch: WETA/36508

A matrix spike and/or matrix spike duplicate (MS/MSD) were performed on the following sample(s): 60205238001

M1: Matrix spike recovery exceeded QC limits. Batch accepted based on laboratory control sample (LCS) recovery.

- MS (Lab ID: 1653953)
  - Total Organic Carbon

Duplicate Sample:
All duplicate sample results were within method acceptance criteria with any exceptions noted below.

Additional Comments:

This data package has been reviewed for quality and completeness and is approved for release.

REPORT OF LABORATORY ANALYSIS

This report shall not be reproduced, except in full,
without the written consent of Pace Analytical Services, Inc..

Pace Analytical Services, Inc.
9608 Loiret Blvd.
Lenexa, KS 66219
(913)599-5665

ANALYTICAL RESULTS

Project: Fort Smith, AR
Pace Project No.: 60204767

Sample: MW-61R-201510 **Lab ID: 60204767001** Collected: 10/08/15 10:30 Received: 10/09/15 17:37 Matrix: Water

Parameters	Results	Units	Report Limit	MDL	DF	Prepared	Analyzed	CAS No.	Qual
Alcohol by Direct Inject GCFID	Analytical Method: EPA 8015 - Alcohol								
2-Chloroethanol	ND	ug/L	10000	1980	1		10/13/15 23:02	107-07-3	
6010 MET ICP	Analytical Method: EPA 6010 Preparation Method: EPA 3010								
Iron	**74000**	ug/L	50.0	9.0	1	10/12/15 15:45	10/13/15 16:23	7439-89-6	M1
Manganese	**20000**	ug/L	5.0	2.4	1	10/12/15 15:45	10/13/15 16:23	7439-96-5	M1
8260 MSV	Analytical Method: EPA 5030B/8260								
Acetone	**21.4**	ug/L	10.0	1.9	1		10/13/15 00:36	67-64-1	L1
Benzene	**0.099J**	ug/L	1.0	0.060	1		10/13/15 00:36	71-43-2	
Bromodichloromethane	ND	ug/L	1.0	0.19	1		10/13/15 00:36	75-27-4	
Bromoform	ND	ug/L	1.0	0.070	1		10/13/15 00:36	75-25-2	
Bromomethane	ND	ug/L	5.0	0.16	1		10/13/15 00:36	74-83-9	
2-Butanone (MEK)	**243**	ug/L	10.0	0.59	1		10/13/15 00:36	78-93-3	
Carbon disulfide	**0.34J**	ug/L	5.0	0.12	1		10/13/15 00:36	75-15-0	
Carbon tetrachloride	ND	ug/L	1.0	0.18	1		10/13/15 00:36	56-23-5	
Chlorobenzene	ND	ug/L	1.0	0.21	1		10/13/15 00:36	108-90-7	
Chloroethane	ND	ug/L	1.0	0.15	1		10/13/15 00:36	75-00-3	
Chloroform	**0.20J**	ug/L	1.0	0.14	1		10/13/15 00:36	67-66-3	
Chloromethane	ND	ug/L	1.0	0.080	1		10/13/15 00:36	74-87-3	
Dibromochloromethane	ND	ug/L	1.0	0.21	1		10/13/15 00:36	124-48-1	
1,1-Dichloroethane	ND	ug/L	1.0	0.050	1		10/13/15 00:36	75-34-3	
1,2-Dichloroethane	ND	ug/L	1.0	0.12	1		10/13/15 00:36	107-06-2	
1,1-Dichloroethene	ND	ug/L	1.0	0.20	1		10/13/15 00:36	75-35-4	
cis-1,2-Dichloroethene	ND	ug/L	1.0	0.080	1		10/13/15 00:36	156-59-2	
trans-1,2-Dichloroethene	ND	ug/L	1.0	0.20	1		10/13/15 00:36	156-60-5	
1,2-Dichloropropane	ND	ug/L	1.0	0.16	1		10/13/15 00:36	78-87-5	
cis-1,3-Dichloropropene	ND	ug/L	1.0	0.14	1		10/13/15 00:36	10061-01-5	
trans-1,3-Dichloropropene	ND	ug/L	1.0	0.12	1		10/13/15 00:36	10061-02-6	
Ethylbenzene	ND	ug/L	1.0	0.18	1		10/13/15 00:36	100-41-4	
2-Hexanone	ND	ug/L	10.0	1.2	1		10/13/15 00:36	591-78-6	
Methylene chloride	ND	ug/L	1.0	0.15	1		10/13/15 00:36	75-09-2	
4-Methyl-2-pentanone (MIBK)	**1.5J**	ug/L	10.0	0.42	1		10/13/15 00:36	108-10-1	
Styrene	ND	ug/L	1.0	0.12	1		10/13/15 00:36	100-42-5	
1,1,2,2-Tetrachloroethane	ND	ug/L	1.0	0.15	1		10/13/15 00:36	79-34-5	
Tetrachloroethene	ND	ug/L	1.0	0.10	1		10/13/15 00:36	127-18-4	
Toluene	**0.22J**	ug/L	1.0	0.17	1		10/13/15 00:36	108-88-3	
1,1,1-Trichloroethane	ND	ug/L	1.0	0.11	1		10/13/15 00:36	71-55-6	
1,1,2-Trichloroethane	ND	ug/L	1.0	0.20	1		10/13/15 00:36	79-00-5	
Trichloroethene	**11.7**	ug/L	1.0	0.17	1		10/13/15 00:36	79-01-6	
Vinyl chloride	ND	ug/L	1.0	0.13	1		10/13/15 00:36	75-01-4	
Xylene (Total)	ND	ug/L	3.0	0.42	1		10/13/15 00:36	1330-20-7	
Surrogates									
4-Bromofluorobenzene (S)	97	%	80-120		1		10/13/15 00:36	460-00-4	
1,2-Dichloroethane-d4 (S)	101	%	80-120		1		10/13/15 00:36	17060-07-0	
Toluene-d8 (S)	102	%	80-120		1		10/13/15 00:36	2037-26-5	
Preservation pH	**6.0**		0.10	0.10	1		10/13/15 00:36		pH

REPORT OF LABORATORY ANALYSIS

This report shall not be reproduced, except in full,
without the written consent of Pace Analytical Services, Inc..

Pace Analytical Services, Inc.
9608 Loiret Blvd.
Lenexa, KS 66219
(913)599-5665

ANALYTICAL RESULTS

Project: Fort Smith, AR
Pace Project No.: 60204767

Sample: MW-61R-201510 **Lab ID: 60204767001** Collected: 10/08/15 10:30 Received: 10/09/15 17:37 Matrix: Water

Parameters	Results	Units	Report Limit	MDL	DF	Prepared	Analyzed	CAS No.	Qual
2320B Alkalinity	Analytical Method: SM 2320B								
Alkalinity,Bicarbonate (CaCO3)	**1190**	mg/L	40.0	4.0	2		10/14/15 12:14		
Alkalinity, Carbonate (CaCO3)	ND	mg/L	40.0	4.0	2		10/14/15 12:14		
Alkalinity, Total as CaCO3	**1190**	mg/L	40.0	4.0	2		10/14/15 12:14		
Iron, Ferric (Calculation)	Analytical Method: SM 3500-Fe B#4								
Iron, Ferric	**70.7**	mg/L	0.20		1		10/15/15 00:00	7439-89-6	
4500H+ pH, Electrometric	Analytical Method: SM 4500-H+B								
pH at 25 Degrees C	**5.5**	Std. Units	0.10	0.10	1		10/15/15 00:00		H6
4500S2D Sulfide, Total	Analytical Method: SM 4500-S-2 D								
Sulfide, Total	**0.021J**	mg/L	0.050	0.012	1		10/13/15 08:14	18496-25-8	
300.0 IC Anions 28 Days	Analytical Method: EPA 300.0								
Chloride	**130**	mg/L	20.0	10.0	20		10/15/15 12:00	16887-00-6	
Sulfate	**79.0**	mg/L	5.0	1.2	5		10/15/15 11:44	14808-79-8	
350.1 Ammonia	Analytical Method: EPA 350.1								
Nitrogen, Ammonia	**8.1**	mg/L	0.50	0.23	5		10/14/15 14:44	7664-41-7	
353.2 Nitrogen, NO2/NO3 unpres	Analytical Method: EPA 353.2								
Nitrogen, Nitrate	**0.11**	mg/L	0.10	0.014	1		10/10/15 09:08		M1
Nitrogen, Nitrite	ND	mg/L	0.10	0.023	1		10/10/15 09:08		
Nitrogen, NO2 plus NO3	**0.11**	mg/L	0.10	0.014	1		10/10/15 09:08		M1
365.4 Total Phosphorus	Analytical Method: EPA 365.4								
Phosphorus as PO4	**3.6**	mg/L	0.31		1		10/15/15 08:25		
Total Carbon Dioxide Calc	Analytical Method: SM 4500-CO2 D								
Carbon Dioxide Calculation	**8230**	mg/L	20.0	20.0	1		10/22/15 00:00		
5310C TOC	Analytical Method: SM 5310C								
Total Organic Carbon	**1620**	mg/L	200	92.7	200		10/21/15 14:05	7440-44-0	

REPORT OF LABORATORY ANALYSIS

This report shall not be reproduced, except in full,
without the written consent of Pace Analytical Services, Inc..

Pace Analytical Services, Inc.
9608 Loiret Blvd.
Lenexa, KS 66219
(913)599-5665

ANALYTICAL RESULTS

Project: Fort Smith, AR
Pace Project No.: 60204767

Sample: DUP-02-201510 **Lab ID: 60204767002** Collected: 10/08/15 10:30 Received: 10/09/15 17:37 Matrix: Water

Parameters	Results	Units	Report Limit	MDL	DF	Prepared	Analyzed	CAS No.	Qual
8260 MSV	Analytical Method: EPA 5030B/8260								
Acetone	**38.4**	ug/L	10.0	1.9	1		10/13/15 00:51	67-64-1	L1
Benzene	**0.11J**	ug/L	1.0	0.060	1		10/13/15 00:51	71-43-2	
Bromodichloromethane	ND	ug/L	1.0	0.19	1		10/13/15 00:51	75-27-4	
Bromoform	ND	ug/L	1.0	0.070	1		10/13/15 00:51	75-25-2	
Bromomethane	ND	ug/L	5.0	0.16	1		10/13/15 00:51	74-83-9	
2-Butanone (MEK)	**269**	ug/L	10.0	0.59	1		10/13/15 00:51	78-93-3	
Carbon disulfide	**0.59J**	ug/L	5.0	0.12	1		10/13/15 00:51	75-15-0	
Carbon tetrachloride	ND	ug/L	1.0	0.18	1		10/13/15 00:51	56-23-5	
Chlorobenzene	ND	ug/L	1.0	0.21	1		10/13/15 00:51	108-90-7	
Chloroethane	ND	ug/L	1.0	0.15	1		10/13/15 00:51	75-00-3	
Chloroform	**0.26J**	ug/L	1.0	0.14	1		10/13/15 00:51	67-66-3	
Chloromethane	ND	ug/L	1.0	0.080	1		10/13/15 00:51	74-87-3	
Dibromochloromethane	ND	ug/L	1.0	0.21	1		10/13/15 00:51	124-48-1	
1,1-Dichloroethane	ND	ug/L	1.0	0.050	1		10/13/15 00:51	75-34-3	
1,2-Dichloroethane	ND	ug/L	1.0	0.12	1		10/13/15 00:51	107-06-2	
1,1-Dichloroethene	ND	ug/L	1.0	0.20	1		10/13/15 00:51	75-35-4	
cis-1,2-Dichloroethene	ND	ug/L	1.0	0.080	1		10/13/15 00:51	156-59-2	
trans-1,2-Dichloroethene	ND	ug/L	1.0	0.20	1		10/13/15 00:51	156-60-5	
1,2-Dichloropropane	ND	ug/L	1.0	0.16	1		10/13/15 00:51	78-87-5	
cis-1,3-Dichloropropene	ND	ug/L	1.0	0.14	1		10/13/15 00:51	10061-01-5	
trans-1,3-Dichloropropene	ND	ug/L	1.0	0.12	1		10/13/15 00:51	10061-02-6	
Ethylbenzene	ND	ug/L	1.0	0.18	1		10/13/15 00:51	100-41-4	
2-Hexanone	ND	ug/L	10.0	1.2	1		10/13/15 00:51	591-78-6	
Methylene chloride	ND	ug/L	1.0	0.15	1		10/13/15 00:51	75-09-2	
4-Methyl-2-pentanone (MIBK)	**1.5J**	ug/L	10.0	0.42	1		10/13/15 00:51	108-10-1	
Styrene	ND	ug/L	1.0	0.12	1		10/13/15 00:51	100-42-5	
1,1,2,2-Tetrachloroethane	ND	ug/L	1.0	0.15	1		10/13/15 00:51	79-34-5	
Tetrachloroethene	ND	ug/L	1.0	0.10	1		10/13/15 00:51	127-18-4	
Toluene	**0.32J**	ug/L	1.0	0.17	1		10/13/15 00:51	108-88-3	
1,1,1-Trichloroethane	ND	ug/L	1.0	0.11	1		10/13/15 00:51	71-55-6	
1,1,2-Trichloroethane	ND	ug/L	1.0	0.20	1		10/13/15 00:51	79-00-5	
Trichloroethene	**13.3**	ug/L	1.0	0.17	1		10/13/15 00:51	79-01-6	
Vinyl chloride	ND	ug/L	1.0	0.13	1		10/13/15 00:51	75-01-4	
Xylene (Total)	ND	ug/L	3.0	0.42	1		10/13/15 00:51	1330-20-7	
Surrogates									
4-Bromofluorobenzene (S)	98	%	80-120		1		10/13/15 00:51	460-00-4	
1,2-Dichloroethane-d4 (S)	101	%	80-120		1		10/13/15 00:51	17060-07-0	
Toluene-d8 (S)	105	%	80-120		1		10/13/15 00:51	2037-26-5	
Preservation pH	**1.0**		0.10	0.10	1		10/13/15 00:51		

REPORT OF LABORATORY ANALYSIS

This report shall not be reproduced, except in full,
without the written consent of Pace Analytical Services, Inc..

Pace Analytical Services, Inc.
9608 Loiret Blvd.
Lenexa, KS 66219
(913)599-5665

ANALYTICAL RESULTS

Project: Fort Smith, AR
Pace Project No.: 60204767

Sample: MW-23-201510 **Lab ID: 60204767003** Collected: 10/08/15 09:40 Received: 10/09/15 17:37 Matrix: Water

Parameters	Results	Units	Report Limit	MDL	DF	Prepared	Analyzed	CAS No.	Qual
Alcohol by Direct Inject GCFID	Analytical Method: EPA 8015 - Alcohol								
2-Chloroethanol	ND	ug/L	10000	1980	1		10/13/15 23:14	107-07-3	
6010 MET ICP	Analytical Method: EPA 6010 Preparation Method: EPA 3010								
Iron	**702**	ug/L	50.0	9.0	1	10/12/15 15:45	10/13/15 16:30	7439-89-6	
Manganese	**56.6**	ug/L	5.0	2.4	1	10/12/15 15:45	10/13/15 16:30	7439-96-5	
8260 MSV	Analytical Method: EPA 5030B/8260								
Acetone	**8.4J**	ug/L	10.0	1.9	1		10/12/15 18:06	67-64-1	L1
Benzene	ND	ug/L	1.0	0.060	1		10/12/15 18:06	71-43-2	
Bromodichloromethane	ND	ug/L	1.0	0.19	1		10/12/15 18:06	75-27-4	
Bromoform	ND	ug/L	1.0	0.070	1		10/12/15 18:06	75-25-2	
Bromomethane	ND	ug/L	5.0	0.16	1		10/12/15 18:06	74-83-9	
2-Butanone (MEK)	ND	ug/L	10.0	0.59	1		10/12/15 18:06	78-93-3	
Carbon disulfide	ND	ug/L	5.0	0.12	1		10/12/15 18:06	75-15-0	
Carbon tetrachloride	ND	ug/L	1.0	0.18	1		10/12/15 18:06	56-23-5	
Chlorobenzene	ND	ug/L	1.0	0.21	1		10/12/15 18:06	108-90-7	
Chloroethane	ND	ug/L	1.0	0.15	1		10/12/15 18:06	75-00-3	
Chloroform	ND	ug/L	1.0	0.14	1		10/12/15 18:06	67-66-3	
Chloromethane	**0.47J**	ug/L	1.0	0.080	1		10/12/15 18:06	74-87-3	B
Dibromochloromethane	ND	ug/L	1.0	0.21	1		10/12/15 18:06	124-48-1	
1,1-Dichloroethane	ND	ug/L	1.0	0.050	1		10/12/15 18:06	75-34-3	
1,2-Dichloroethane	ND	ug/L	1.0	0.12	1		10/12/15 18:06	107-06-2	
1,1-Dichloroethene	ND	ug/L	1.0	0.20	1		10/12/15 18:06	75-35-4	
cis-1,2-Dichloroethene	ND	ug/L	1.0	0.080	1		10/12/15 18:06	156-59-2	
trans-1,2-Dichloroethene	ND	ug/L	1.0	0.20	1		10/12/15 18:06	156-60-5	
1,2-Dichloropropane	ND	ug/L	1.0	0.16	1		10/12/15 18:06	78-87-5	
cis-1,3-Dichloropropene	ND	ug/L	1.0	0.14	1		10/12/15 18:06	10061-01-5	
trans-1,3-Dichloropropene	ND	ug/L	1.0	0.12	1		10/12/15 18:06	10061-02-6	
Ethylbenzene	ND	ug/L	1.0	0.18	1		10/12/15 18:06	100-41-4	
2-Hexanone	ND	ug/L	10.0	1.2	1		10/12/15 18:06	591-78-6	
Methylene chloride	ND	ug/L	1.0	0.15	1		10/12/15 18:06	75-09-2	
4-Methyl-2-pentanone (MIBK)	ND	ug/L	10.0	0.42	1		10/12/15 18:06	108-10-1	
Styrene	ND	ug/L	1.0	0.12	1		10/12/15 18:06	100-42-5	
1,1,2,2-Tetrachloroethane	ND	ug/L	1.0	0.15	1		10/12/15 18:06	79-34-5	
Tetrachloroethene	ND	ug/L	1.0	0.10	1		10/12/15 18:06	127-18-4	
Toluene	ND	ug/L	1.0	0.17	1		10/12/15 18:06	108-88-3	
1,1,1-Trichloroethane	ND	ug/L	1.0	0.11	1		10/12/15 18:06	71-55-6	
1,1,2-Trichloroethane	ND	ug/L	1.0	0.20	1		10/12/15 18:06	79-00-5	
Trichloroethene	**0.65J**	ug/L	1.0	0.17	1		10/12/15 18:06	79-01-6	
Vinyl chloride	ND	ug/L	1.0	0.13	1		10/12/15 18:06	75-01-4	
Xylene (Total)	ND	ug/L	3.0	0.42	1		10/12/15 18:06	1330-20-7	
Surrogates									
4-Bromofluorobenzene (S)	96	%	80-120		1		10/12/15 18:06	460-00-4	
1,2-Dichloroethane-d4 (S)	101	%	80-120		1		10/12/15 18:06	17060-07-0	
Toluene-d8 (S)	100	%	80-120		1		10/12/15 18:06	2037-26-5	
Preservation pH	**11.0**		0.10	0.10	1		10/12/15 18:06		

REPORT OF LABORATORY ANALYSIS

This report shall not be reproduced, except in full,
without the written consent of Pace Analytical Services, Inc..

Pace Analytical Services, Inc.
9608 Loiret Blvd.
Lenexa, KS 66219
(913)599-5665

ANALYTICAL RESULTS

Project: Fort Smith, AR
Pace Project No.: 60204767

Sample: MW-23-201510 **Lab ID: 60204767003** Collected: 10/08/15 09:40 Received: 10/09/15 17:37 Matrix: Water

Parameters	Results	Units	Report Limit	MDL	DF	Prepared	Analyzed	CAS No.	Qual
2320B Alkalinity	Analytical Method: SM 2320B								
Alkalinity,Bicarbonate (CaCO3)	**54.7**	mg/L	20.0	2.0	1		10/14/15 11:11		
Alkalinity, Carbonate (CaCO3)	ND	mg/L	20.0	2.0	1		10/14/15 11:11		
Alkalinity, Total as CaCO3	**54.7**	mg/L	20.0	2.0	1		10/14/15 11:11		
Iron, Ferric (Calculation)	Analytical Method: SM 3500-Fe B#4								
Iron, Ferric	**0.69**	mg/L	0.20		1		10/15/15 00:00	7439-89-6	
4500H+ pH, Electrometric	Analytical Method: SM 4500-H+B								
pH at 25 Degrees C	**12.8**	Std. Units	0.10	0.10	1		10/08/15 20:00		H6
4500S2D Sulfide, Total	Analytical Method: SM 4500-S-2 D								
Sulfide, Total	ND	mg/L	0.050	0.012	1		10/13/15 08:17	18496-25-8	
300.0 IC Anions 28 Days	Analytical Method: EPA 300.0								
Chloride	**237**	mg/L	20.0	10.0	20		10/15/15 13:01	16887-00-6	
Sulfate	**1550**	mg/L	200	47.3	200		10/15/15 12:15	14808-79-8	
350.1 Ammonia	Analytical Method: EPA 350.1								
Nitrogen, Ammonia	**1.9**	mg/L	0.10	0.046	1		10/14/15 14:02	7664-41-7	
353.2 Nitrogen, NO2/NO3 unpres	Analytical Method: EPA 353.2								
Nitrogen, Nitrate	**2.2**	mg/L	0.10	0.014	1		10/10/15 08:20		
Nitrogen, Nitrite	**0.25**	mg/L	0.10	0.023	1		10/10/15 08:20		
Nitrogen, NO2 plus NO3	**2.4**	mg/L	0.10	0.014	1		10/10/15 08:20		
365.4 Total Phosphorus	Analytical Method: EPA 365.4								
Phosphorus	**8.8**	mg/L	0.50	0.16	5		10/15/15 08:52	7723-14-0	
Phosphorus as PO4	**27.1**	mg/L	1.6		5		10/15/15 08:52		
Total Carbon Dioxide Calc	Analytical Method: SM 4500-CO2 D								
Carbon Dioxide Calculation	**48.2**	mg/L	20.0	20.0	1		10/22/15 00:00		
5310C TOC	Analytical Method: SM 5310C								
Total Organic Carbon	**8.3**	mg/L	1.0	0.46	1		10/14/15 20:27	7440-44-0	

REPORT OF LABORATORY ANALYSIS

This report shall not be reproduced, except in full,
without the written consent of Pace Analytical Services, Inc..

Pace Analytical Services, Inc.
9608 Loiret Blvd.
Lenexa, KS 66219
(913)599-5665

ANALYTICAL RESULTS

Project: Fort Smith, AR
Pace Project No.: 60204767

Sample: MW-83-201510 **Lab ID: 60204767004** Collected: 10/08/15 12:20 Received: 10/09/15 17:37 Matrix: Water

Parameters	Results	Units	Report Limit	MDL	DF	Prepared	Analyzed	CAS No.	Qual
Alcohol by Direct Inject GCFID	Analytical Method: EPA 8015 - Alcohol								
2-Chloroethanol	ND	ug/L	10000	1980	1		10/13/15 23:25	107-07-3	
6010 MET ICP	Analytical Method: EPA 6010 Preparation Method: EPA 3010								
Iron	**95.3**	ug/L	50.0	9.0	1	10/12/15 15:45	10/13/15 16:32	7439-89-6	
Manganese	**4.8J**	ug/L	5.0	2.4	1	10/12/15 15:45	10/13/15 16:32	7439-96-5	
8260 MSV	Analytical Method: EPA 5030B/8260								
Acetone	**11.0**	ug/L	10.0	1.9	1		10/12/15 18:20	67-64-1	L1
Benzene	ND	ug/L	1.0	0.060	1		10/12/15 18:20	71-43-2	
Bromodichloromethane	ND	ug/L	1.0	0.19	1		10/12/15 18:20	75-27-4	
Bromoform	ND	ug/L	1.0	0.070	1		10/12/15 18:20	75-25-2	
Bromomethane	**25.7**	ug/L	5.0	0.16	1		10/12/15 18:20	74-83-9	
2-Butanone (MEK)	ND	ug/L	10.0	0.59	1		10/12/15 18:20	78-93-3	
Carbon disulfide	ND	ug/L	5.0	0.12	1		10/12/15 18:20	75-15-0	
Carbon tetrachloride	ND	ug/L	1.0	0.18	1		10/12/15 18:20	56-23-5	
Chlorobenzene	ND	ug/L	1.0	0.21	1		10/12/15 18:20	108-90-7	
Chloroethane	ND	ug/L	1.0	0.15	1		10/12/15 18:20	75-00-3	
Chloroform	**0.15J**	ug/L	1.0	0.14	1		10/12/15 18:20	67-66-3	
Chloromethane	**4.2**	ug/L	1.0	0.080	1		10/12/15 18:20	74-87-3	
Dibromochloromethane	ND	ug/L	1.0	0.21	1		10/12/15 18:20	124-48-1	
1,1-Dichloroethane	ND	ug/L	1.0	0.050	1		10/12/15 18:20	75-34-3	
1,2-Dichloroethane	ND	ug/L	1.0	0.12	1		10/12/15 18:20	107-06-2	
1,1-Dichloroethene	ND	ug/L	1.0	0.20	1		10/12/15 18:20	75-35-4	
cis-1,2-Dichloroethene	**0.25J**	ug/L	1.0	0.080	1		10/12/15 18:20	156-59-2	
trans-1,2-Dichloroethene	ND	ug/L	1.0	0.20	1		10/12/15 18:20	156-60-5	
1,2-Dichloropropane	ND	ug/L	1.0	0.16	1		10/12/15 18:20	78-87-5	
cis-1,3-Dichloropropene	ND	ug/L	1.0	0.14	1		10/12/15 18:20	10061-01-5	
trans-1,3-Dichloropropene	ND	ug/L	1.0	0.12	1		10/12/15 18:20	10061-02-6	
Ethylbenzene	ND	ug/L	1.0	0.18	1		10/12/15 18:20	100-41-4	
2-Hexanone	ND	ug/L	10.0	1.2	1		10/12/15 18:20	591-78-6	
Methylene chloride	ND	ug/L	1.0	0.15	1		10/12/15 18:20	75-09-2	
4-Methyl-2-pentanone (MIBK)	ND	ug/L	10.0	0.42	1		10/12/15 18:20	108-10-1	
Styrene	ND	ug/L	1.0	0.12	1		10/12/15 18:20	100-42-5	
1,1,2,2-Tetrachloroethane	ND	ug/L	1.0	0.15	1		10/12/15 18:20	79-34-5	
Tetrachloroethene	ND	ug/L	1.0	0.10	1		10/12/15 18:20	127-18-4	
Toluene	ND	ug/L	1.0	0.17	1		10/12/15 18:20	108-88-3	
1,1,1-Trichloroethane	ND	ug/L	1.0	0.11	1		10/12/15 18:20	71-55-6	
1,1,2-Trichloroethane	ND	ug/L	1.0	0.20	1		10/12/15 18:20	79-00-5	
Trichloroethene	**9.8**	ug/L	1.0	0.17	1		10/12/15 18:20	79-01-6	
Vinyl chloride	ND	ug/L	1.0	0.13	1		10/12/15 18:20	75-01-4	
Xylene (Total)	ND	ug/L	3.0	0.42	1		10/12/15 18:20	1330-20-7	
Surrogates									
4-Bromofluorobenzene (S)	97	%	80-120		1		10/12/15 18:20	460-00-4	
1,2-Dichloroethane-d4 (S)	100	%	80-120		1		10/12/15 18:20	17060-07-0	
Toluene-d8 (S)	101	%	80-120		1		10/12/15 18:20	2037-26-5	
Preservation pH	**6.0**		0.10	0.10	1		10/12/15 18:20		

REPORT OF LABORATORY ANALYSIS

This report shall not be reproduced, except in full,
without the written consent of Pace Analytical Services, Inc..

Pace Analytical Services, Inc.
9608 Loiret Blvd.
Lenexa, KS 66219
(913)599-5665

ANALYTICAL RESULTS

Project: Fort Smith, AR
Pace Project No.: 60204767

Sample: MW-83-201510 **Lab ID: 60204767004** Collected: 10/08/15 12:20 Received: 10/09/15 17:37 Matrix: Water

Parameters	Results	Units	Report Limit	MDL	DF	Prepared	Analyzed	CAS No.	Qual
2320B Alkalinity	Analytical Method: SM 2320B								
Alkalinity,Bicarbonate (CaCO3)	**203**	mg/L	20.0	2.0	1		10/14/15 11:16		
Alkalinity, Carbonate (CaCO3)	**152**	mg/L	20.0	2.0	1		10/14/15 11:16		
Alkalinity, Total as CaCO3	**355**	mg/L	20.0	2.0	1		10/14/15 11:16		
Iron, Ferric (Calculation)	Analytical Method: SM 3500-Fe B#4								
Iron, Ferric	ND	mg/L	0.20		1		10/16/15 00:00	7439-89-6	
4500H+ pH, Electrometric	Analytical Method: SM 4500-H+B								
pH at 25 Degrees C	**11.6**	Std. Units	0.10	0.10	1		10/08/15 20:00		H6
4500S2D Sulfide, Total	Analytical Method: SM 4500-S-2 D								
Sulfide, Total	ND	mg/L	0.050	0.012	1		10/13/15 08:18	18496-25-8	
300.0 IC Anions 28 Days	Analytical Method: EPA 300.0								
Chloride	**244**	mg/L	20.0	10.0	20		10/15/15 13:17	16887-00-6	
Sulfate	**1130**	mg/L	100	23.7	100		10/15/15 13:32	14808-79-8	
350.1 Ammonia	Analytical Method: EPA 350.1								
Nitrogen, Ammonia	**0.76**	mg/L	0.10	0.046	1		10/14/15 14:03	7664-41-7	
353.2 Nitrogen, NO2/NO3 unpres	Analytical Method: EPA 353.2								
Nitrogen, Nitrate	**2.1**	mg/L	0.10	0.014	1		10/10/15 09:13		
Nitrogen, Nitrite	ND	mg/L	0.10	0.023	1		10/10/15 09:13		
Nitrogen, NO2 plus NO3	**2.1**	mg/L	0.10	0.014	1		10/10/15 09:13		
365.4 Total Phosphorus	Analytical Method: EPA 365.4								
Phosphorus as PO4	**4.8**	mg/L	0.31		1		10/15/15 08:28		
Total Carbon Dioxide Calc	Analytical Method: SM 4500-CO2 D								
Carbon Dioxide Calculation	**245**	mg/L	20.0	20.0	1		10/22/15 00:00		
5310C TOC	Analytical Method: SM 5310C								
Total Organic Carbon	**1.1**	mg/L	1.0	0.46	1		10/14/15 20:40	7440-44-0	B

REPORT OF LABORATORY ANALYSIS

This report shall not be reproduced, except in full,
without the written consent of Pace Analytical Services, Inc..

Pace Analytical Services, Inc.
9608 Loiret Blvd.
Lenexa, KS 66219
(913)599-5665

ANALYTICAL RESULTS

Project: Fort Smith, AR
Pace Project No.: 60204767

Sample: MW-24-201510 **Lab ID: 60204767005** Collected: 10/08/15 14:30 Received: 10/09/15 17:37 Matrix: Water

Parameters	Results	Units	Report Limit	MDL	DF	Prepared	Analyzed	CAS No.	Qual
Alcohol by Direct Inject GCFID	Analytical Method: EPA 8015 - Alcohol								
2-Chloroethanol	ND	ug/L	10000	1980	1		10/13/15 23:36	107-07-3	
6010 MET ICP	Analytical Method: EPA 6010 Preparation Method: EPA 3010								
Iron	**419**	ug/L	50.0	9.0	1	10/12/15 15:45	10/13/15 16:34	7439-89-6	
Manganese	**88.1**	ug/L	5.0	2.4	1	10/12/15 15:45	10/13/15 16:34	7439-96-5	
8260 MSV	Analytical Method: EPA 5030B/8260								
Acetone	**39.3**	ug/L	10.0	1.9	1		10/13/15 01:05	67-64-1	L1
Benzene	ND	ug/L	1.0	0.060	1		10/13/15 01:05	71-43-2	
Bromodichloromethane	ND	ug/L	1.0	0.19	1		10/13/15 01:05	75-27-4	
Bromoform	**6.9**	ug/L	1.0	0.070	1		10/13/15 01:05	75-25-2	
Bromomethane	**7.5**	ug/L	5.0	0.16	1		10/13/15 01:05	74-83-9	
2-Butanone (MEK)	**4.5J**	ug/L	10.0	0.59	1		10/13/15 01:05	78-93-3	
Carbon disulfide	ND	ug/L	5.0	0.12	1		10/13/15 01:05	75-15-0	
Carbon tetrachloride	ND	ug/L	1.0	0.18	1		10/13/15 01:05	56-23-5	
Chlorobenzene	ND	ug/L	1.0	0.21	1		10/13/15 01:05	108-90-7	
Chloroethane	ND	ug/L	1.0	0.15	1		10/13/15 01:05	75-00-3	
Chloroform	**0.15J**	ug/L	1.0	0.14	1		10/13/15 01:05	67-66-3	
Chloromethane	**13.0**	ug/L	1.0	0.080	1		10/13/15 01:05	74-87-3	
Dibromochloromethane	**0.44J**	ug/L	1.0	0.21	1		10/13/15 01:05	124-48-1	
1,1-Dichloroethane	ND	ug/L	1.0	0.050	1		10/13/15 01:05	75-34-3	
1,2-Dichloroethane	ND	ug/L	1.0	0.12	1		10/13/15 01:05	107-06-2	
1,1-Dichloroethene	ND	ug/L	1.0	0.20	1		10/13/15 01:05	75-35-4	
cis-1,2-Dichloroethene	**0.83J**	ug/L	1.0	0.080	1		10/13/15 01:05	156-59-2	
trans-1,2-Dichloroethene	ND	ug/L	1.0	0.20	1		10/13/15 01:05	156-60-5	
1,2-Dichloropropane	ND	ug/L	1.0	0.16	1		10/13/15 01:05	78-87-5	
cis-1,3-Dichloropropene	ND	ug/L	1.0	0.14	1		10/13/15 01:05	10061-01-5	
trans-1,3-Dichloropropene	ND	ug/L	1.0	0.12	1		10/13/15 01:05	10061-02-6	
Ethylbenzene	ND	ug/L	1.0	0.18	1		10/13/15 01:05	100-41-4	
2-Hexanone	ND	ug/L	10.0	1.2	1		10/13/15 01:05	591-78-6	
Methylene chloride	ND	ug/L	1.0	0.15	1		10/13/15 01:05	75-09-2	
4-Methyl-2-pentanone (MIBK)	**0.58J**	ug/L	10.0	0.42	1		10/13/15 01:05	108-10-1	
Styrene	ND	ug/L	1.0	0.12	1		10/13/15 01:05	100-42-5	
1,1,2,2-Tetrachloroethane	ND	ug/L	1.0	0.15	1		10/13/15 01:05	79-34-5	
Tetrachloroethene	ND	ug/L	1.0	0.10	1		10/13/15 01:05	127-18-4	
Toluene	ND	ug/L	1.0	0.17	1		10/13/15 01:05	108-88-3	
1,1,1-Trichloroethane	ND	ug/L	1.0	0.11	1		10/13/15 01:05	71-55-6	
1,1,2-Trichloroethane	ND	ug/L	1.0	0.20	1		10/13/15 01:05	79-00-5	
Trichloroethene	**44.1**	ug/L	1.0	0.17	1		10/13/15 01:05	79-01-6	
Vinyl chloride	ND	ug/L	1.0	0.13	1		10/13/15 01:05	75-01-4	
Xylene (Total)	ND	ug/L	3.0	0.42	1		10/13/15 01:05	1330-20-7	
Surrogates									
4-Bromofluorobenzene (S)	96	%	80-120		1		10/13/15 01:05	460-00-4	
1,2-Dichloroethane-d4 (S)	96	%	80-120		1		10/13/15 01:05	17060-07-0	
Toluene-d8 (S)	99	%	80-120		1		10/13/15 01:05	2037-26-5	
Preservation pH	**1.0**		0.10	0.10	1		10/13/15 01:05		

REPORT OF LABORATORY ANALYSIS

This report shall not be reproduced, except in full,
without the written consent of Pace Analytical Services, Inc..

Pace Analytical Services, Inc.
9608 Loiret Blvd.
Lenexa, KS 66219
(913)599-5665

ANALYTICAL RESULTS

Project: Fort Smith, AR
Pace Project No.: 60204767

Sample: MW-24-201510 **Lab ID: 60204767005** Collected: 10/08/15 14:30 Received: 10/09/15 17:37 Matrix: Water

Parameters	Results	Units	Report Limit	MDL	DF	Prepared	Analyzed	CAS No.	Qual
2320B Alkalinity	Analytical Method: SM 2320B								
Alkalinity,Bicarbonate (CaCO3)	ND	mg/L	20.0	2.0	1		10/14/15 11:18		
Alkalinity, Carbonate (CaCO3)	ND	mg/L	20.0	2.0	1		10/14/15 11:18		
Alkalinity, Total as CaCO3	ND	mg/L	20.0	2.0	1		10/14/15 11:18		
Iron, Ferric (Calculation)	Analytical Method: SM 3500-Fe B#4								
Iron, Ferric	**0.42**	mg/L	0.20		1		10/15/15 00:00	7439-89-6	
4500H+ pH, Electrometric	Analytical Method: SM 4500-H+B								
pH at 25 Degrees C	**4.5**	Std. Units	0.10	0.10	1		10/07/15 00:00		H6
4500S2D Sulfide, Total	Analytical Method: SM 4500-S-2 D								
Sulfide, Total	ND	mg/L	0.050	0.012	1		10/13/15 08:18	18496-25-8	
300.0 IC Anions 28 Days	Analytical Method: EPA 300.0								
Chloride	**331**	mg/L	20.0	10.0	20		10/15/15 13:48	16887-00-6	
Sulfate	**836**	mg/L	100	23.7	100		10/15/15 14:03	14808-79-8	
350.1 Ammonia	Analytical Method: EPA 350.1								
Nitrogen, Ammonia	ND	mg/L	0.10	0.046	1		10/14/15 14:05	7664-41-7	
353.2 Nitrogen, NO2/NO3 unpres	Analytical Method: EPA 353.2								
Nitrogen, Nitrate	**1.1**	mg/L	0.10	0.014	1		10/10/15 09:17		
Nitrogen, Nitrite	ND	mg/L	0.10	0.023	1		10/10/15 09:17		
Nitrogen, NO2 plus NO3	**1.1**	mg/L	0.10	0.014	1		10/10/15 09:17		
365.4 Total Phosphorus	Analytical Method: EPA 365.4								
Phosphorus as PO4	ND	mg/L	0.31		1		10/15/15 08:29		
Total Carbon Dioxide Calc	Analytical Method: SM 4500-CO2 D								
Carbon Dioxide Calculation	ND	mg/L	20.0	20.0	1		10/22/15 00:00		
5310C TOC	Analytical Method: SM 5310C								
Total Organic Carbon	ND	mg/L	1.0	0.46	1		10/14/15 20:53	7440-44-0	

REPORT OF LABORATORY ANALYSIS

This report shall not be reproduced, except in full,
without the written consent of Pace Analytical Services, Inc..

Pace Analytical Services, Inc.
9608 Loiret Blvd.
Lenexa, KS 66219
(913)599-5665

ANALYTICAL RESULTS

Project: Fort Smith, AR
Pace Project No.: 60204767

Sample: MW-63R-201510 **Lab ID: 60204767006** Collected: 10/08/15 08:58 Received: 10/09/15 17:37 Matrix: Water

Parameters	Results	Units	Report Limit	MDL	DF	Prepared	Analyzed	CAS No.	Qual
Alcohol by Direct Inject GCFID	Analytical Method: EPA 8015 - Alcohol								
2-Chloroethanol	ND	ug/L	10000	1980	1		10/13/15 23:47	107-07-3	
6010 MET ICP	Analytical Method: EPA 6010 Preparation Method: EPA 3010								
Iron	**4150**	ug/L	50.0	9.0	1	10/12/15 15:45	10/13/15 16:41	7439-89-6	
Manganese	**796**	ug/L	5.0	2.4	1	10/12/15 15:45	10/13/15 16:41	7439-96-5	
8260 MSV	Analytical Method: EPA 5030B/8260								
Acetone	**3.1J**	ug/L	10.0	1.9	1		10/13/15 00:22	67-64-1	L1
Benzene	ND	ug/L	1.0	0.060	1		10/13/15 00:22	71-43-2	
Bromodichloromethane	ND	ug/L	1.0	0.19	1		10/13/15 00:22	75-27-4	
Bromoform	ND	ug/L	1.0	0.070	1		10/13/15 00:22	75-25-2	
Bromomethane	ND	ug/L	5.0	0.16	1		10/13/15 00:22	74-83-9	
2-Butanone (MEK)	ND	ug/L	10.0	0.59	1		10/13/15 00:22	78-93-3	
Carbon disulfide	**0.13J**	ug/L	5.0	0.12	1		10/13/15 00:22	75-15-0	
Carbon tetrachloride	ND	ug/L	1.0	0.18	1		10/13/15 00:22	56-23-5	
Chlorobenzene	ND	ug/L	1.0	0.21	1		10/13/15 00:22	108-90-7	
Chloroethane	ND	ug/L	1.0	0.15	1		10/13/15 00:22	75-00-3	
Chloroform	**0.71J**	ug/L	1.0	0.14	1		10/13/15 00:22	67-66-3	
Chloromethane	ND	ug/L	1.0	0.080	1		10/13/15 00:22	74-87-3	
Dibromochloromethane	ND	ug/L	1.0	0.21	1		10/13/15 00:22	124-48-1	
1,1-Dichloroethane	ND	ug/L	1.0	0.050	1		10/13/15 00:22	75-34-3	
1,2-Dichloroethane	ND	ug/L	1.0	0.12	1		10/13/15 00:22	107-06-2	
1,1-Dichloroethene	ND	ug/L	1.0	0.20	1		10/13/15 00:22	75-35-4	
cis-1,2-Dichloroethene	**0.70J**	ug/L	1.0	0.080	1		10/13/15 00:22	156-59-2	
trans-1,2-Dichloroethene	ND	ug/L	1.0	0.20	1		10/13/15 00:22	156-60-5	
1,2-Dichloropropane	ND	ug/L	1.0	0.16	1		10/13/15 00:22	78-87-5	
cis-1,3-Dichloropropene	ND	ug/L	1.0	0.14	1		10/13/15 00:22	10061-01-5	
trans-1,3-Dichloropropene	ND	ug/L	1.0	0.12	1		10/13/15 00:22	10061-02-6	
Ethylbenzene	ND	ug/L	1.0	0.18	1		10/13/15 00:22	100-41-4	
2-Hexanone	ND	ug/L	10.0	1.2	1		10/13/15 00:22	591-78-6	
Methylene chloride	ND	ug/L	1.0	0.15	1		10/13/15 00:22	75-09-2	
4-Methyl-2-pentanone (MIBK)	ND	ug/L	10.0	0.42	1		10/13/15 00:22	108-10-1	
Styrene	ND	ug/L	1.0	0.12	1		10/13/15 00:22	100-42-5	
1,1,2,2-Tetrachloroethane	ND	ug/L	1.0	0.15	1		10/13/15 00:22	79-34-5	
Tetrachloroethene	ND	ug/L	1.0	0.10	1		10/13/15 00:22	127-18-4	
Toluene	ND	ug/L	1.0	0.17	1		10/13/15 00:22	108-88-3	
1,1,1-Trichloroethane	ND	ug/L	1.0	0.11	1		10/13/15 00:22	71-55-6	
1,1,2-Trichloroethane	ND	ug/L	1.0	0.20	1		10/13/15 00:22	79-00-5	
Trichloroethene	**3.9**	ug/L	1.0	0.17	1		10/13/15 00:22	79-01-6	
Vinyl chloride	ND	ug/L	1.0	0.13	1		10/13/15 00:22	75-01-4	
Xylene (Total)	ND	ug/L	3.0	0.42	1		10/13/15 00:22	1330-20-7	
Surrogates									
4-Bromofluorobenzene (S)	96	%	80-120		1		10/13/15 00:22	460-00-4	
1,2-Dichloroethane-d4 (S)	97	%	80-120		1		10/13/15 00:22	17060-07-0	
Toluene-d8 (S)	100	%	80-120		1		10/13/15 00:22	2037-26-5	
Preservation pH	**1.0**		0.10	0.10	1		10/13/15 00:22		

REPORT OF LABORATORY ANALYSIS

This report shall not be reproduced, except in full,
without the written consent of Pace Analytical Services, Inc..

Pace Analytical Services, Inc.
9608 Loiret Blvd.
Lenexa, KS 66219
(913)599-5665

ANALYTICAL RESULTS

Project: Fort Smith, AR
Pace Project No.: 60204767

Sample: MW-63R-201510 **Lab ID: 60204767006** Collected: 10/08/15 08:58 Received: 10/09/15 17:37 Matrix: Water

Parameters	Results	Units	Report Limit	MDL	DF	Prepared	Analyzed	CAS No.	Qual
2320B Alkalinity	Analytical Method: SM 2320B								
Alkalinity,Bicarbonate (CaCO3)	**64.2**	mg/L	20.0	2.0	1		10/14/15 11:21		
Alkalinity, Carbonate (CaCO3)	ND	mg/L	20.0	2.0	1		10/14/15 11:21		
Alkalinity, Total as CaCO3	**64.2**	mg/L	20.0	2.0	1		10/14/15 11:21		
Iron, Ferric (Calculation)	Analytical Method: SM 3500-Fe B#4								
Iron, Ferric	**1.8**	mg/L	0.20		1		10/15/15 00:00	7439-89-6	
4500H+ pH, Electrometric	Analytical Method: SM 4500-H+B								
pH at 25 Degrees C	**5.9**	Std. Units	0.10	0.10	1		10/08/15 20:00		H6
4500S2D Sulfide, Total	Analytical Method: SM 4500-S-2 D								
Sulfide, Total	ND	mg/L	0.050	0.012	1		10/13/15 08:18	18496-25-8	
300.0 IC Anions 28 Days	Analytical Method: EPA 300.0								
Chloride	**137**	mg/L	10.0	5.0	10		10/15/15 14:34	16887-00-6	
Sulfate	**8.4**	mg/L	1.0	0.24	1		10/15/15 14:18	14808-79-8	
350.1 Ammonia	Analytical Method: EPA 350.1								
Nitrogen, Ammonia	ND	mg/L	0.10	0.046	1		10/14/15 14:08	7664-41-7	
353.2 Nitrogen, NO2/NO3 unpres	Analytical Method: EPA 353.2								
Nitrogen, Nitrate	**0.040J**	mg/L	0.10	0.014	1		10/10/15 08:18		
Nitrogen, Nitrite	ND	mg/L	0.10	0.023	1		10/10/15 08:18		
Nitrogen, NO2 plus NO3	**0.040J**	mg/L	0.10	0.014	1		10/10/15 08:18		
365.4 Total Phosphorus	Analytical Method: EPA 365.4								
Phosphorus as PO4	ND	mg/L	0.31		1		10/15/15 08:30		
Total Carbon Dioxide Calc	Analytical Method: SM 4500-CO2 D								
Carbon Dioxide Calculation	**234**	mg/L	20.0	20.0	1		10/22/15 00:00		
5310C TOC	Analytical Method: SM 5310C								
Total Organic Carbon	**0.55J**	mg/L	1.0	0.46	1		10/14/15 21:06	7440-44-0	B

REPORT OF LABORATORY ANALYSIS

This report shall not be reproduced, except in full,
without the written consent of Pace Analytical Services, Inc..

Pace Analytical Services, Inc.
9608 Loiret Blvd.
Lenexa, KS 66219
(913)599-5665

ANALYTICAL RESULTS

Project: Fort Smith, AR
Pace Project No.: 60204767

Sample: TB-19-201510 **Lab ID: 60204767007** Collected: 10/08/15 08:00 Received: 10/09/15 17:37 Matrix: Water

Parameters	Results	Units	Report Limit	MDL	DF	Prepared	Analyzed	CAS No.	Qual
8260 MSV	Analytical Method: EPA 5030B/8260								
Acetone	ND	ug/L	10.0	1.9	1		10/12/15 21:43	67-64-1	L3
Benzene	ND	ug/L	1.0	0.060	1		10/12/15 21:43	71-43-2	
Bromodichloromethane	ND	ug/L	1.0	0.19	1		10/12/15 21:43	75-27-4	
Bromoform	ND	ug/L	1.0	0.070	1		10/12/15 21:43	75-25-2	
Bromomethane	ND	ug/L	5.0	0.16	1		10/12/15 21:43	74-83-9	
2-Butanone (MEK)	ND	ug/L	10.0	0.59	1		10/12/15 21:43	78-93-3	
Carbon disulfide	ND	ug/L	5.0	0.12	1		10/12/15 21:43	75-15-0	
Carbon tetrachloride	ND	ug/L	1.0	0.18	1		10/12/15 21:43	56-23-5	
Chlorobenzene	ND	ug/L	1.0	0.21	1		10/12/15 21:43	108-90-7	
Chloroethane	ND	ug/L	1.0	0.15	1		10/12/15 21:43	75-00-3	
Chloroform	ND	ug/L	1.0	0.14	1		10/12/15 21:43	67-66-3	
Chloromethane	**0.20J**	ug/L	1.0	0.080	1		10/12/15 21:43	74-87-3	B
Dibromochloromethane	ND	ug/L	1.0	0.21	1		10/12/15 21:43	124-48-1	
1,1-Dichloroethane	ND	ug/L	1.0	0.050	1		10/12/15 21:43	75-34-3	
1,2-Dichloroethane	ND	ug/L	1.0	0.12	1		10/12/15 21:43	107-06-2	
1,1-Dichloroethene	ND	ug/L	1.0	0.20	1		10/12/15 21:43	75-35-4	
cis-1,2-Dichloroethene	ND	ug/L	1.0	0.080	1		10/12/15 21:43	156-59-2	
trans-1,2-Dichloroethene	ND	ug/L	1.0	0.20	1		10/12/15 21:43	156-60-5	
1,2-Dichloropropane	ND	ug/L	1.0	0.16	1		10/12/15 21:43	78-87-5	
cis-1,3-Dichloropropene	ND	ug/L	1.0	0.14	1		10/12/15 21:43	10061-01-5	
trans-1,3-Dichloropropene	ND	ug/L	1.0	0.12	1		10/12/15 21:43	10061-02-6	
Ethylbenzene	ND	ug/L	1.0	0.18	1		10/12/15 21:43	100-41-4	
2-Hexanone	ND	ug/L	10.0	1.2	1		10/12/15 21:43	591-78-6	
Methylene chloride	ND	ug/L	1.0	0.15	1		10/12/15 21:43	75-09-2	
4-Methyl-2-pentanone (MIBK)	ND	ug/L	10.0	0.42	1		10/12/15 21:43	108-10-1	
Styrene	ND	ug/L	1.0	0.12	1		10/12/15 21:43	100-42-5	
1,1,2,2-Tetrachloroethane	ND	ug/L	1.0	0.15	1		10/12/15 21:43	79-34-5	
Tetrachloroethene	ND	ug/L	1.0	0.10	1		10/12/15 21:43	127-18-4	
Toluene	ND	ug/L	1.0	0.17	1		10/12/15 21:43	108-88-3	
1,1,1-Trichloroethane	ND	ug/L	1.0	0.11	1		10/12/15 21:43	71-55-6	
1,1,2-Trichloroethane	ND	ug/L	1.0	0.20	1		10/12/15 21:43	79-00-5	
Trichloroethene	**0.32J**	ug/L	1.0	0.17	1		10/12/15 21:43	79-01-6	B
Vinyl chloride	ND	ug/L	1.0	0.13	1		10/12/15 21:43	75-01-4	
Xylene (Total)	ND	ug/L	3.0	0.42	1		10/12/15 21:43	1330-20-7	
Surrogates									
4-Bromofluorobenzene (S)	98	%	80-120		1		10/12/15 21:43	460-00-4	
1,2-Dichloroethane-d4 (S)	98	%	80-120		1		10/12/15 21:43	17060-07-0	
Toluene-d8 (S)	102	%	80-120		1		10/12/15 21:43	2037-26-5	
Preservation pH	**1.0**		0.10	0.10	1		10/12/15 21:43		

REPORT OF LABORATORY ANALYSIS

This report shall not be reproduced, except in full,
without the written consent of Pace Analytical Services, Inc..

Pace Analytical Services, Inc.
9608 Loiret Blvd.
Lenexa, KS 66219
(913)599-5665

ANALYTICAL RESULTS

Project: Fort Smith, AR
Pace Project No.: 60204767

Sample: MW-38-201510 **Lab ID: 60204767008** Collected: 10/08/15 15:00 Received: 10/09/15 17:37 Matrix: Water

Parameters	Results	Units	Report Limit	MDL	DF	Prepared	Analyzed	CAS No.	Qual
Alcohol by Direct Inject GCFID	Analytical Method: EPA 8015 - Alcohol								
2-Chloroethanol	ND	ug/L	10000	1980	1		10/13/15 23:58	107-07-3	
6010 MET ICP	Analytical Method: EPA 6010 Preparation Method: EPA 3010								
Iron	**3410**	ug/L	50.0	9.0	1	10/12/15 15:45	10/13/15 16:43	7439-89-6	
Manganese	**3020**	ug/L	5.0	2.4	1	10/12/15 15:45	10/13/15 16:43	7439-96-5	
8260 MSV	Analytical Method: EPA 5030B/8260								
Acetone	ND	ug/L	10.0	1.9	1		10/21/15 13:51	67-64-1	
Benzene	**0.27J**	ug/L	1.0	0.060	1		10/21/15 13:51	71-43-2	
Bromodichloromethane	ND	ug/L	1.0	0.19	1		10/21/15 13:51	75-27-4	
Bromoform	ND	ug/L	1.0	0.070	1		10/21/15 13:51	75-25-2	
Bromomethane	ND	ug/L	5.0	0.16	1		10/21/15 13:51	74-83-9	
2-Butanone (MEK)	ND	ug/L	10.0	0.59	1		10/21/15 13:51	78-93-3	
Carbon disulfide	ND	ug/L	5.0	0.12	1		10/21/15 13:51	75-15-0	
Carbon tetrachloride	ND	ug/L	1.0	0.18	1		10/21/15 13:51	56-23-5	
Chlorobenzene	ND	ug/L	1.0	0.21	1		10/21/15 13:51	108-90-7	
Chloroethane	ND	ug/L	1.0	0.15	1		10/21/15 13:51	75-00-3	
Chloroform	**0.54J**	ug/L	1.0	0.14	1		10/21/15 13:51	67-66-3	
Chloromethane	ND	ug/L	1.0	0.080	1		10/21/15 13:51	74-87-3	
Dibromochloromethane	ND	ug/L	1.0	0.21	1		10/21/15 13:51	124-48-1	
1,1-Dichloroethane	ND	ug/L	1.0	0.050	1		10/21/15 13:51	75-34-3	
1,2-Dichloroethane	ND	ug/L	1.0	0.12	1		10/21/15 13:51	107-06-2	
1,1-Dichloroethene	**15.8**	ug/L	1.0	0.20	1		10/21/15 13:51	75-35-4	
cis-1,2-Dichloroethene	**1340**	ug/L	100	8.0	100		10/13/15 01:49	156-59-2	
trans-1,2-Dichloroethene	**20.3**	ug/L	1.0	0.20	1		10/21/15 13:51	156-60-5	
1,2-Dichloropropane	ND	ug/L	1.0	0.16	1		10/21/15 13:51	78-87-5	
cis-1,3-Dichloropropene	ND	ug/L	1.0	0.14	1		10/21/15 13:51	10061-01-5	
trans-1,3-Dichloropropene	ND	ug/L	1.0	0.12	1		10/21/15 13:51	10061-02-6	
Ethylbenzene	ND	ug/L	1.0	0.18	1		10/21/15 13:51	100-41-4	
2-Hexanone	ND	ug/L	10.0	1.2	1		10/21/15 13:51	591-78-6	
Methylene chloride	ND	ug/L	1.0	0.15	1		10/21/15 13:51	75-09-2	
4-Methyl-2-pentanone (MIBK)	ND	ug/L	10.0	0.42	1		10/21/15 13:51	108-10-1	
Styrene	ND	ug/L	1.0	0.12	1		10/21/15 13:51	100-42-5	
1,1,2,2-Tetrachloroethane	ND	ug/L	1.0	0.15	1		10/21/15 13:51	79-34-5	
Tetrachloroethene	**1.3**	ug/L	1.0	0.10	1		10/21/15 13:51	127-18-4	
Toluene	**0.25J**	ug/L	1.0	0.17	1		10/21/15 13:51	108-88-3	
1,1,1-Trichloroethane	ND	ug/L	1.0	0.11	1		10/21/15 13:51	71-55-6	
1,1,2-Trichloroethane	ND	ug/L	1.0	0.20	1		10/21/15 13:51	79-00-5	
Trichloroethene	**2740**	ug/L	100	17.0	100		10/13/15 01:49	79-01-6	
Vinyl chloride	**190**	ug/L	1.0	0.13	1		10/21/15 13:51	75-01-4	
Xylene (Total)	ND	ug/L	3.0	0.42	1		10/21/15 13:51	1330-20-7	
Surrogates									
4-Bromofluorobenzene (S)	98	%	80-120		1		10/21/15 13:51	460-00-4	
1,2-Dichloroethane-d4 (S)	100	%	80-120		1		10/21/15 13:51	17060-07-0	
Toluene-d8 (S)	105	%	80-120		1		10/21/15 13:51	2037-26-5	
Preservation pH	**1.0**		0.10	0.10	1		10/21/15 13:51		

REPORT OF LABORATORY ANALYSIS

This report shall not be reproduced, except in full,
without the written consent of Pace Analytical Services, Inc..

Pace Analytical Services, Inc.
9608 Loiret Blvd.
Lenexa, KS 66219
(913)599-5665

ANALYTICAL RESULTS

Project: Fort Smith, AR
Pace Project No.: 60204767

Sample: MW-38-201510 **Lab ID: 60204767008** Collected: 10/08/15 15:00 Received: 10/09/15 17:37 Matrix: Water

Parameters	Results	Units	Report Limit	MDL	DF	Prepared	Analyzed	CAS No.	Qual
2320B Alkalinity	Analytical Method: SM 2320B								
Alkalinity,Bicarbonate (CaCO3)	**237**	mg/L	20.0	2.0	1		10/14/15 11:25		
Alkalinity, Carbonate (CaCO3)	ND	mg/L	20.0	2.0	1		10/14/15 11:25		
Alkalinity, Total as CaCO3	**237**	mg/L	20.0	2.0	1		10/14/15 11:25		
Iron, Ferric (Calculation)	Analytical Method: SM 3500-Fe B#4								
Iron, Ferric	**1.8**	mg/L	0.20		1		10/15/15 00:00	7439-89-6	
4500H+ pH, Electrometric	Analytical Method: SM 4500-H+B								
pH at 25 Degrees C	**6.6**	Std. Units	0.10	0.10	1		10/07/15 00:00		H6
4500S2D Sulfide, Total	Analytical Method: SM 4500-S-2 D								
Sulfide, Total	ND	mg/L	0.050	0.012	1		10/13/15 08:18	18496-25-8	
300.0 IC Anions 28 Days	Analytical Method: EPA 300.0								
Chloride	**25.0**	mg/L	5.0	2.5	5		10/15/15 14:49	16887-00-6	
Sulfate	**66.8**	mg/L	5.0	1.2	5		10/15/15 14:49	14808-79-8	
350.1 Ammonia	Analytical Method: EPA 350.1								
Nitrogen, Ammonia	ND	mg/L	0.10	0.046	1		10/14/15 14:09	7664-41-7	
353.2 Nitrogen, NO2/NO3 unpres	Analytical Method: EPA 353.2								
Nitrogen, Nitrate	**0.084J**	mg/L	0.10	0.014	1		10/10/15 09:19		
Nitrogen, Nitrite	ND	mg/L	0.10	0.023	1		10/10/15 09:19		
Nitrogen, NO2 plus NO3	**0.084J**	mg/L	0.10	0.014	1		10/10/15 09:19		
365.4 Total Phosphorus	Analytical Method: EPA 365.4								
Phosphorus as PO4	ND	mg/L	0.31		1		10/16/15 06:55		
Total Carbon Dioxide Calc	Analytical Method: SM 4500-CO2 D								
Carbon Dioxide Calculation	**333**	mg/L	20.0	20.0	1		10/22/15 00:00		
5310C TOC	Analytical Method: SM 5310C								
Total Organic Carbon	**1.9**	mg/L	1.0	0.46	1		10/14/15 21:45	7440-44-0	B

REPORT OF LABORATORY ANALYSIS

This report shall not be reproduced, except in full,
without the written consent of Pace Analytical Services, Inc..

Pace Analytical Services, Inc.
9608 Loiret Blvd.
Lenexa, KS 66219
(913)599-5665

ANALYTICAL RESULTS

Project: Fort Smith, AR
Pace Project No.: 60204767

Sample: MW-58R-201510 **Lab ID: 60204767009** Collected: 10/08/15 14:50 Received: 10/09/15 17:37 Matrix: Water

Parameters	Results	Units	Report Limit	MDL	DF	Prepared	Analyzed	CAS No.	Qual
Alcohol by Direct Inject GCFID	Analytical Method: EPA 8015 - Alcohol								
2-Chloroethanol	ND	ug/L	10000	1980	1		10/14/15 00:09	107-07-3	
6010 MET ICP	Analytical Method: EPA 6010 Preparation Method: EPA 3010								
Iron	**20200**	ug/L	50.0	9.0	1	10/12/15 15:45	10/13/15 16:45	7439-89-6	
Manganese	**3700**	ug/L	5.0	2.4	1	10/12/15 15:45	10/13/15 16:45	7439-96-5	
8260 MSV	Analytical Method: EPA 5030B/8260								
Acetone	**2.9J**	ug/L	10.0	1.9	1		10/13/15 01:20	67-64-1	L1
Benzene	ND	ug/L	1.0	0.060	1		10/13/15 01:20	71-43-2	
Bromodichloromethane	ND	ug/L	1.0	0.19	1		10/13/15 01:20	75-27-4	
Bromoform	ND	ug/L	1.0	0.070	1		10/13/15 01:20	75-25-2	
Bromomethane	ND	ug/L	5.0	0.16	1		10/13/15 01:20	74-83-9	
2-Butanone (MEK)	ND	ug/L	10.0	0.59	1		10/13/15 01:20	78-93-3	
Carbon disulfide	ND	ug/L	5.0	0.12	1		10/13/15 01:20	75-15-0	
Carbon tetrachloride	ND	ug/L	1.0	0.18	1		10/13/15 01:20	56-23-5	
Chlorobenzene	ND	ug/L	1.0	0.21	1		10/13/15 01:20	108-90-7	
Chloroethane	ND	ug/L	1.0	0.15	1		10/13/15 01:20	75-00-3	
Chloroform	**0.21J**	ug/L	1.0	0.14	1		10/13/15 01:20	67-66-3	
Chloromethane	**0.31J**	ug/L	1.0	0.080	1		10/13/15 01:20	74-87-3	B
Dibromochloromethane	ND	ug/L	1.0	0.21	1		10/13/15 01:20	124-48-1	
1,1-Dichloroethane	ND	ug/L	1.0	0.050	1		10/13/15 01:20	75-34-3	
1,2-Dichloroethane	ND	ug/L	1.0	0.12	1		10/13/15 01:20	107-06-2	
1,1-Dichloroethene	**1.8**	ug/L	1.0	0.20	1		10/13/15 01:20	75-35-4	
cis-1,2-Dichloroethene	**10.5**	ug/L	1.0	0.080	1		10/13/15 01:20	156-59-2	
trans-1,2-Dichloroethene	**0.24J**	ug/L	1.0	0.20	1		10/13/15 01:20	156-60-5	
1,2-Dichloropropane	ND	ug/L	1.0	0.16	1		10/13/15 01:20	78-87-5	
cis-1,3-Dichloropropene	ND	ug/L	1.0	0.14	1		10/13/15 01:20	10061-01-5	
trans-1,3-Dichloropropene	ND	ug/L	1.0	0.12	1		10/13/15 01:20	10061-02-6	
Ethylbenzene	ND	ug/L	1.0	0.18	1		10/13/15 01:20	100-41-4	
2-Hexanone	ND	ug/L	10.0	1.2	1		10/13/15 01:20	591-78-6	
Methylene chloride	ND	ug/L	1.0	0.15	1		10/13/15 01:20	75-09-2	
4-Methyl-2-pentanone (MIBK)	ND	ug/L	10.0	0.42	1		10/13/15 01:20	108-10-1	
Styrene	ND	ug/L	1.0	0.12	1		10/13/15 01:20	100-42-5	
1,1,2,2-Tetrachloroethane	ND	ug/L	1.0	0.15	1		10/13/15 01:20	79-34-5	
Tetrachloroethene	ND	ug/L	1.0	0.10	1		10/13/15 01:20	127-18-4	
Toluene	ND	ug/L	1.0	0.17	1		10/13/15 01:20	108-88-3	
1,1,1-Trichloroethane	ND	ug/L	1.0	0.11	1		10/13/15 01:20	71-55-6	
1,1,2-Trichloroethane	ND	ug/L	1.0	0.20	1		10/13/15 01:20	79-00-5	
Trichloroethene	**299**	ug/L	5.0	0.85	5		10/13/15 01:34	79-01-6	
Vinyl chloride	**0.55J**	ug/L	1.0	0.13	1		10/13/15 01:20	75-01-4	
Xylene (Total)	ND	ug/L	3.0	0.42	1		10/13/15 01:20	1330-20-7	
Surrogates									
4-Bromofluorobenzene (S)	97	%	80-120		1		10/13/15 01:20	460-00-4	
1,2-Dichloroethane-d4 (S)	97	%	80-120		1		10/13/15 01:20	17060-07-0	
Toluene-d8 (S)	102	%	80-120		1		10/13/15 01:20	2037-26-5	
Preservation pH	**1.0**		0.10	0.10	1		10/13/15 01:20		

REPORT OF LABORATORY ANALYSIS

This report shall not be reproduced, except in full,
without the written consent of Pace Analytical Services, Inc..

Pace Analytical Services, Inc.
9608 Loiret Blvd.
Lenexa, KS 66219
(913)599-5665

ANALYTICAL RESULTS

Project: Fort Smith, AR
Pace Project No.: 60204767

Sample: MW-58R-201510 **Lab ID: 60204767009** Collected: 10/08/15 14:50 Received: 10/09/15 17:37 Matrix: Water

Parameters	Results	Units	Report Limit	MDL	DF	Prepared	Analyzed	CAS No.	Qual
2320B Alkalinity	Analytical Method: SM 2320B								
Alkalinity,Bicarbonate (CaCO3)	**55.2**	mg/L	20.0	2.0	1		10/14/15 11:29		
Alkalinity, Carbonate (CaCO3)	ND	mg/L	20.0	2.0	1		10/14/15 11:29		
Alkalinity, Total as CaCO3	**55.2**	mg/L	20.0	2.0	1		10/14/15 11:29		
Iron, Ferric (Calculation)	Analytical Method: SM 3500-Fe B#4								
Iron, Ferric	**20.2**	mg/L	0.20		1		10/15/15 00:00	7439-89-6	
4500H+ pH, Electrometric	Analytical Method: SM 4500-H+B								
pH at 25 Degrees C	**5.8**	Std. Units	0.10	0.10	1		10/07/15 00:00		H6
4500S2D Sulfide, Total	Analytical Method: SM 4500-S-2 D								
Sulfide, Total	ND	mg/L	0.050	0.012	1		10/13/15 08:18	18496-25-8	
300.0 IC Anions 28 Days	Analytical Method: EPA 300.0								
Chloride	**226**	mg/L	20.0	10.0	20		10/15/15 15:20	16887-00-6	
Sulfate	**0.53J**	mg/L	1.0	0.24	1		10/15/15 15:05	14808-79-8	
350.1 Ammonia	Analytical Method: EPA 350.1								
Nitrogen, Ammonia	ND	mg/L	0.10	0.046	1		10/14/15 14:10	7664-41-7	
353.2 Nitrogen, NO2/NO3 unpres	Analytical Method: EPA 353.2								
Nitrogen, Nitrate	ND	mg/L	0.10	0.014	1		10/10/15 09:18		
Nitrogen, Nitrite	ND	mg/L	0.10	0.023	1		10/10/15 09:18		
Nitrogen, NO2 plus NO3	ND	mg/L	0.10	0.014	1		10/10/15 09:18		
365.4 Total Phosphorus	Analytical Method: EPA 365.4								
Phosphorus as PO4	ND	mg/L	0.31		1		10/16/15 06:56		
Total Carbon Dioxide Calc	Analytical Method: SM 4500-CO2 D								
Carbon Dioxide Calculation	**228**	mg/L	20.0	20.0	1		10/22/15 00:00		
5310C TOC	Analytical Method: SM 5310C								
Total Organic Carbon	ND	mg/L	1.0	0.46	1		10/14/15 21:58	7440-44-0	

REPORT OF LABORATORY ANALYSIS

This report shall not be reproduced, except in full,
without the written consent of Pace Analytical Services, Inc..

Pace Analytical Services, Inc.
9608 Loiret Blvd.
Lenexa, KS 66219
(913)599-5665

ANALYTICAL RESULTS

Project: Fort Smith, AR
Pace Project No.: 60204767

Sample: MW-25-201510 **Lab ID: 60204767010** Collected: 10/08/15 16:50 Received: 10/09/15 17:37 Matrix: Water

Parameters	Results	Units	Report Limit	MDL	DF	Prepared	Analyzed	CAS No.	Qual
Alcohol by Direct Inject GCFID	Analytical Method: EPA 8015 - Alcohol								
2-Chloroethanol	ND	ug/L	10000	1980	1		10/14/15 00:20	107-07-3	
6010 MET ICP	Analytical Method: EPA 6010 Preparation Method: EPA 3010								
Iron	**225**	ug/L	50.0	9.0	1	10/12/15 15:45	10/13/15 16:47	7439-89-6	
Manganese	**314**	ug/L	5.0	2.4	1	10/12/15 15:45	10/13/15 16:47	7439-96-5	
8260 MSV	Analytical Method: EPA 5030B/8260								
Acetone	**71.0**	ug/L	10.0	1.9	1		10/21/15 14:36	67-64-1	
Benzene	**0.28J**	ug/L	1.0	0.060	1		10/21/15 14:36	71-43-2	
Bromodichloromethane	**1.3**	ug/L	1.0	0.19	1		10/21/15 14:36	75-27-4	
Bromoform	**3.9**	ug/L	1.0	0.070	1		10/21/15 14:36	75-25-2	
Bromomethane	**4.2J**	ug/L	5.0	0.16	1		10/21/15 14:36	74-83-9	
2-Butanone (MEK)	**11.4**	ug/L	10.0	0.59	1		10/21/15 14:36	78-93-3	
Carbon disulfide	**1.8J**	ug/L	5.0	0.12	1		10/21/15 14:36	75-15-0	
Carbon tetrachloride	ND	ug/L	1.0	0.18	1		10/21/15 14:36	56-23-5	
Chlorobenzene	ND	ug/L	1.0	0.21	1		10/21/15 14:36	108-90-7	
Chloroethane	ND	ug/L	1.0	0.15	1		10/21/15 14:36	75-00-3	
Chloroform	**24.0**	ug/L	1.0	0.14	1		10/21/15 14:36	67-66-3	
Chloromethane	**15.0**	ug/L	1.0	0.080	1		10/21/15 14:36	74-87-3	
Dibromochloromethane	**0.54J**	ug/L	1.0	0.21	1		10/21/15 14:36	124-48-1	
1,1-Dichloroethane	**6.6**	ug/L	1.0	0.050	1		10/21/15 14:36	75-34-3	
1,2-Dichloroethane	**1.4**	ug/L	1.0	0.12	1		10/21/15 14:36	107-06-2	
1,1-Dichloroethene	ND	ug/L	1.0	0.20	1		10/21/15 14:36	75-35-4	
cis-1,2-Dichloroethene	**957J**	ug/L	1000	80.0	1000		10/13/15 02:03	156-59-2	
trans-1,2-Dichloroethene	**128**	ug/L	1.0	0.20	1		10/21/15 14:36	156-60-5	
1,2-Dichloropropane	ND	ug/L	1.0	0.16	1		10/21/15 14:36	78-87-5	
cis-1,3-Dichloropropene	ND	ug/L	1.0	0.14	1		10/21/15 14:36	10061-01-5	
trans-1,3-Dichloropropene	ND	ug/L	1.0	0.12	1		10/21/15 14:36	10061-02-6	
Ethylbenzene	ND	ug/L	1.0	0.18	1		10/21/15 14:36	100-41-4	
2-Hexanone	**1.7J**	ug/L	10.0	1.2	1		10/21/15 14:36	591-78-6	
Methylene chloride	**12.8**	ug/L	1.0	0.15	1		10/21/15 14:36	75-09-2	
4-Methyl-2-pentanone (MIBK)	**0.74J**	ug/L	10.0	0.42	1		10/21/15 14:36	108-10-1	
Styrene	ND	ug/L	1.0	0.12	1		10/21/15 14:36	100-42-5	
1,1,2,2-Tetrachloroethane	**227J**	ug/L	1000	150	1000		10/13/15 02:03	79-34-5	
Tetrachloroethene	**34.5**	ug/L	1.0	0.10	1		10/21/15 14:36	127-18-4	
Toluene	**1.1**	ug/L	1.0	0.17	1		10/21/15 14:36	108-88-3	
1,1,1-Trichloroethane	**32.8**	ug/L	1.0	0.11	1		10/21/15 14:36	71-55-6	
1,1,2-Trichloroethane	**2.8**	ug/L	1.0	0.20	1		10/21/15 14:36	79-00-5	
Trichloroethene	**68700**	ug/L	1000	170	1000		10/13/15 02:03	79-01-6	
Vinyl chloride	ND	ug/L	1.0	0.13	1		10/21/15 14:36	75-01-4	
Xylene (Total)	ND	ug/L	3.0	0.42	1		10/21/15 14:36	1330-20-7	
Surrogates									
4-Bromofluorobenzene (S)	96	%	80-120		1		10/21/15 14:36	460-00-4	
1,2-Dichloroethane-d4 (S)	100	%	80-120		1		10/21/15 14:36	17060-07-0	
Toluene-d8 (S)	105	%	80-120		1		10/21/15 14:36	2037-26-5	
Preservation pH	**1.0**		0.10	0.10	1		10/21/15 14:36		

REPORT OF LABORATORY ANALYSIS

This report shall not be reproduced, except in full,
without the written consent of Pace Analytical Services, Inc..

Pace Analytical Services, Inc.
9608 Loiret Blvd.
Lenexa, KS 66219
(913)599-5665

ANALYTICAL RESULTS

Project: Fort Smith, AR
Pace Project No.: 60204767

Sample: MW-25-201510 **Lab ID: 60204767010** Collected: 10/08/15 16:50 Received: 10/09/15 17:37 Matrix: Water

Parameters	Results	Units	Report Limit	MDL	DF	Prepared	Analyzed	CAS No.	Qual
2320B Alkalinity	Analytical Method: SM 2320B								
Alkalinity,Bicarbonate (CaCO3)	**114**	mg/L	20.0	2.0	1		10/14/15 11:40		
Alkalinity, Carbonate (CaCO3)	ND	mg/L	20.0	2.0	1		10/14/15 11:40		
Alkalinity, Total as CaCO3	**114**	mg/L	20.0	2.0	1		10/14/15 11:40		
Iron, Ferric (Calculation)	Analytical Method: SM 3500-Fe B#4								
Iron, Ferric	**0.22**	mg/L	0.20		1		10/15/15 00:00	7439-89-6	
4500H+ pH, Electrometric	Analytical Method: SM 4500-H+B								
pH at 25 Degrees C	**5.8**	Std. Units	0.10	0.10	1		10/07/15 00:00		H6
4500S2D Sulfide, Total	Analytical Method: SM 4500-S-2 D								
Sulfide, Total	ND	mg/L	0.050	0.012	1		10/13/15 08:19	18496-25-8	
300.0 IC Anions 28 Days	Analytical Method: EPA 300.0								
Chloride	**508**	mg/L	50.0	25.0	50		10/15/15 16:06	16887-00-6	
Sulfate	**1430**	mg/L	200	47.3	200		10/15/15 16:22	14808-79-8	
350.1 Ammonia	Analytical Method: EPA 350.1								
Nitrogen, Ammonia	**0.25**	mg/L	0.10	0.046	1		10/14/15 14:11	7664-41-7	
353.2 Nitrogen, NO2/NO3 unpres	Analytical Method: EPA 353.2								
Nitrogen, Nitrate	**0.52**	mg/L	0.10	0.014	1		10/10/15 09:25		
Nitrogen, Nitrite	ND	mg/L	0.10	0.023	1		10/10/15 09:25		
Nitrogen, NO2 plus NO3	**0.52**	mg/L	0.10	0.014	1		10/10/15 09:25		
365.4 Total Phosphorus	Analytical Method: EPA 365.4								
Phosphorus as PO4	ND	mg/L	0.31		1		10/16/15 06:57		
Total Carbon Dioxide Calc	Analytical Method: SM 4500-CO2 D								
Carbon Dioxide Calculation	**477**	mg/L	20.0	20.0	1		10/19/15 00:00		
5310C TOC	Analytical Method: SM 5310C								
Total Organic Carbon	**5.8**	mg/L	1.0	0.46	1		10/14/15 22:11	7440-44-0	

REPORT OF LABORATORY ANALYSIS

This report shall not be reproduced, except in full,
without the written consent of Pace Analytical Services, Inc..

Pace Analytical Services, Inc.
9608 Loiret Blvd.
Lenexa, KS 66219
(913)599-5665

ANALYTICAL RESULTS

Project: Fort Smith, AR
Pace Project No.: 60204767

Sample: TB-20-201510 **Lab ID: 60204767011** Collected: 10/08/15 08:00 Received: 10/09/15 17:37 Matrix: Water

Parameters	Results	Units	Report Limit	MDL	DF	Prepared	Analyzed	CAS No.	Qual
8260 MSV	Analytical Method: EPA 5030B/8260								
Acetone	**2.1J**	ug/L	10.0	1.9	1		10/12/15 21:58	67-64-1	L1
Benzene	ND	ug/L	1.0	0.060	1		10/12/15 21:58	71-43-2	
Bromodichloromethane	ND	ug/L	1.0	0.19	1		10/12/15 21:58	75-27-4	
Bromoform	ND	ug/L	1.0	0.070	1		10/12/15 21:58	75-25-2	
Bromomethane	ND	ug/L	5.0	0.16	1		10/12/15 21:58	74-83-9	
2-Butanone (MEK)	ND	ug/L	10.0	0.59	1		10/12/15 21:58	78-93-3	
Carbon disulfide	ND	ug/L	5.0	0.12	1		10/12/15 21:58	75-15-0	
Carbon tetrachloride	ND	ug/L	1.0	0.18	1		10/12/15 21:58	56-23-5	
Chlorobenzene	ND	ug/L	1.0	0.21	1		10/12/15 21:58	108-90-7	
Chloroethane	ND	ug/L	1.0	0.15	1		10/12/15 21:58	75-00-3	
Chloroform	ND	ug/L	1.0	0.14	1		10/12/15 21:58	67-66-3	
Chloromethane	**0.24J**	ug/L	1.0	0.080	1		10/12/15 21:58	74-87-3	B
Dibromochloromethane	ND	ug/L	1.0	0.21	1		10/12/15 21:58	124-48-1	
1,1-Dichloroethane	ND	ug/L	1.0	0.050	1		10/12/15 21:58	75-34-3	
1,2-Dichloroethane	ND	ug/L	1.0	0.12	1		10/12/15 21:58	107-06-2	
1,1-Dichloroethene	ND	ug/L	1.0	0.20	1		10/12/15 21:58	75-35-4	
cis-1,2-Dichloroethene	ND	ug/L	1.0	0.080	1		10/12/15 21:58	156-59-2	
trans-1,2-Dichloroethene	ND	ug/L	1.0	0.20	1		10/12/15 21:58	156-60-5	
1,2-Dichloropropane	ND	ug/L	1.0	0.16	1		10/12/15 21:58	78-87-5	
cis-1,3-Dichloropropene	ND	ug/L	1.0	0.14	1		10/12/15 21:58	10061-01-5	
trans-1,3-Dichloropropene	ND	ug/L	1.0	0.12	1		10/12/15 21:58	10061-02-6	
Ethylbenzene	ND	ug/L	1.0	0.18	1		10/12/15 21:58	100-41-4	
2-Hexanone	ND	ug/L	10.0	1.2	1		10/12/15 21:58	591-78-6	
Methylene chloride	ND	ug/L	1.0	0.15	1		10/12/15 21:58	75-09-2	
4-Methyl-2-pentanone (MIBK)	ND	ug/L	10.0	0.42	1		10/12/15 21:58	108-10-1	
Styrene	ND	ug/L	1.0	0.12	1		10/12/15 21:58	100-42-5	
1,1,2,2-Tetrachloroethane	ND	ug/L	1.0	0.15	1		10/12/15 21:58	79-34-5	
Tetrachloroethene	ND	ug/L	1.0	0.10	1		10/12/15 21:58	127-18-4	
Toluene	ND	ug/L	1.0	0.17	1		10/12/15 21:58	108-88-3	
1,1,1-Trichloroethane	ND	ug/L	1.0	0.11	1		10/12/15 21:58	71-55-6	
1,1,2-Trichloroethane	ND	ug/L	1.0	0.20	1		10/12/15 21:58	79-00-5	
Trichloroethene	**0.31J**	ug/L	1.0	0.17	1		10/12/15 21:58	79-01-6	B
Vinyl chloride	ND	ug/L	1.0	0.13	1		10/12/15 21:58	75-01-4	
Xylene (Total)	ND	ug/L	3.0	0.42	1		10/12/15 21:58	1330-20-7	
Surrogates									
4-Bromofluorobenzene (S)	97	%	80-120		1		10/12/15 21:58	460-00-4	
1,2-Dichloroethane-d4 (S)	98	%	80-120		1		10/12/15 21:58	17060-07-0	
Toluene-d8 (S)	103	%	80-120		1		10/12/15 21:58	2037-26-5	
Preservation pH	**1.0**		0.10	0.10	1		10/12/15 21:58		

REPORT OF LABORATORY ANALYSIS

This report shall not be reproduced, except in full,
without the written consent of Pace Analytical Services, Inc..

Pace Analytical Services, Inc.
9608 Loiret Blvd.
Lenexa, KS 66219
(913)599-5665

ANALYTICAL RESULTS

Project: Fort Smith, AR
Pace Project No.: 60204767

Sample: TB-21-201510 **Lab ID: 60204767012** Collected: 10/08/15 08:00 Received: 10/09/15 17:37 Matrix: Water

Parameters	Results	Units	Report Limit	MDL	DF	Prepared	Analyzed	CAS No.	Qual
8260 MSV	Analytical Method: EPA 5030B/8260								
Acetone	ND	ug/L	10.0	1.9	1		10/12/15 22:12	67-64-1	L3
Benzene	ND	ug/L	1.0	0.060	1		10/12/15 22:12	71-43-2	
Bromodichloromethane	ND	ug/L	1.0	0.19	1		10/12/15 22:12	75-27-4	
Bromoform	ND	ug/L	1.0	0.070	1		10/12/15 22:12	75-25-2	
Bromomethane	ND	ug/L	5.0	0.16	1		10/12/15 22:12	74-83-9	
2-Butanone (MEK)	ND	ug/L	10.0	0.59	1		10/12/15 22:12	78-93-3	
Carbon disulfide	ND	ug/L	5.0	0.12	1		10/12/15 22:12	75-15-0	
Carbon tetrachloride	ND	ug/L	1.0	0.18	1		10/12/15 22:12	56-23-5	
Chlorobenzene	ND	ug/L	1.0	0.21	1		10/12/15 22:12	108-90-7	
Chloroethane	ND	ug/L	1.0	0.15	1		10/12/15 22:12	75-00-3	
Chloroform	ND	ug/L	1.0	0.14	1		10/12/15 22:12	67-66-3	
Chloromethane	**0.16J**	ug/L	1.0	0.080	1		10/12/15 22:12	74-87-3	B
Dibromochloromethane	ND	ug/L	1.0	0.21	1		10/12/15 22:12	124-48-1	
1,1-Dichloroethane	ND	ug/L	1.0	0.050	1		10/12/15 22:12	75-34-3	
1,2-Dichloroethane	ND	ug/L	1.0	0.12	1		10/12/15 22:12	107-06-2	
1,1-Dichloroethene	ND	ug/L	1.0	0.20	1		10/12/15 22:12	75-35-4	
cis-1,2-Dichloroethene	ND	ug/L	1.0	0.080	1		10/12/15 22:12	156-59-2	
trans-1,2-Dichloroethene	ND	ug/L	1.0	0.20	1		10/12/15 22:12	156-60-5	
1,2-Dichloropropane	ND	ug/L	1.0	0.16	1		10/12/15 22:12	78-87-5	
cis-1,3-Dichloropropene	ND	ug/L	1.0	0.14	1		10/12/15 22:12	10061-01-5	
trans-1,3-Dichloropropene	ND	ug/L	1.0	0.12	1		10/12/15 22:12	10061-02-6	
Ethylbenzene	ND	ug/L	1.0	0.18	1		10/12/15 22:12	100-41-4	
2-Hexanone	ND	ug/L	10.0	1.2	1		10/12/15 22:12	591-78-6	
Methylene chloride	ND	ug/L	1.0	0.15	1		10/12/15 22:12	75-09-2	
4-Methyl-2-pentanone (MIBK)	ND	ug/L	10.0	0.42	1		10/12/15 22:12	108-10-1	
Styrene	ND	ug/L	1.0	0.12	1		10/12/15 22:12	100-42-5	
1,1,2,2-Tetrachloroethane	ND	ug/L	1.0	0.15	1		10/12/15 22:12	79-34-5	
Tetrachloroethene	ND	ug/L	1.0	0.10	1		10/12/15 22:12	127-18-4	
Toluene	ND	ug/L	1.0	0.17	1		10/12/15 22:12	108-88-3	
1,1,1-Trichloroethane	ND	ug/L	1.0	0.11	1		10/12/15 22:12	71-55-6	
1,1,2-Trichloroethane	ND	ug/L	1.0	0.20	1		10/12/15 22:12	79-00-5	
Trichloroethene	**0.28J**	ug/L	1.0	0.17	1		10/12/15 22:12	79-01-6	B
Vinyl chloride	ND	ug/L	1.0	0.13	1		10/12/15 22:12	75-01-4	
Xylene (Total)	ND	ug/L	3.0	0.42	1		10/12/15 22:12	1330-20-7	
Surrogates									
4-Bromofluorobenzene (S)	98	%	80-120		1		10/12/15 22:12	460-00-4	
1,2-Dichloroethane-d4 (S)	100	%	80-120		1		10/12/15 22:12	17060-07-0	
Toluene-d8 (S)	100	%	80-120		1		10/12/15 22:12	2037-26-5	
Preservation pH	**1.0**		0.10	0.10	1		10/12/15 22:12		

REPORT OF LABORATORY ANALYSIS

This report shall not be reproduced, except in full,
without the written consent of Pace Analytical Services, Inc..

Pace Analytical Services, Inc.
9608 Loiret Blvd.
Lenexa, KS 66219
(913)599-5665

ANALYTICAL RESULTS

Project: Fort Smith, AR
Pace Project No.: 60204767

Sample: ITMW-19-201510 **Lab ID: 60204767013** Collected: 10/08/15 14:00 Received: 10/09/15 17:37 Matrix: Water

Parameters	Results	Units	Report Limit	MDL	DF	Prepared	Analyzed	CAS No.	Qual
Alcohol by Direct Inject GCFID	Analytical Method: EPA 8015 - Alcohol								
2-Chloroethanol	ND	ug/L	10000	1980	1		10/14/15 00:31	107-07-3	
6010 MET ICP	Analytical Method: EPA 6010 Preparation Method: EPA 3010								
Iron	**59.9**	ug/L	50.0	9.0	1	10/12/15 15:45	10/13/15 16:50	7439-89-6	
Manganese	**32.2**	ug/L	5.0	2.4	1	10/12/15 15:45	10/13/15 16:50	7439-96-5	
8260 MSV	Analytical Method: EPA 5030B/8260								
Acetone	**32.5**	ug/L	10.0	1.9	1		10/12/15 17:51	67-64-1	L1
Benzene	ND	ug/L	1.0	0.060	1		10/12/15 17:51	71-43-2	
Bromodichloromethane	ND	ug/L	1.0	0.19	1		10/12/15 17:51	75-27-4	
Bromoform	**0.52J**	ug/L	1.0	0.070	1		10/12/15 17:51	75-25-2	
Bromomethane	**1.5J**	ug/L	5.0	0.16	1		10/12/15 17:51	74-83-9	B
2-Butanone (MEK)	ND	ug/L	10.0	0.59	1		10/12/15 17:51	78-93-3	
Carbon disulfide	**0.32J**	ug/L	5.0	0.12	1		10/12/15 17:51	75-15-0	
Carbon tetrachloride	ND	ug/L	1.0	0.18	1		10/12/15 17:51	56-23-5	
Chlorobenzene	ND	ug/L	1.0	0.21	1		10/12/15 17:51	108-90-7	
Chloroethane	ND	ug/L	1.0	0.15	1		10/12/15 17:51	75-00-3	
Chloroform	**0.85J**	ug/L	1.0	0.14	1		10/12/15 17:51	67-66-3	
Chloromethane	**2.9**	ug/L	1.0	0.080	1		10/12/15 17:51	74-87-3	
Dibromochloromethane	ND	ug/L	1.0	0.21	1		10/12/15 17:51	124-48-1	
1,1-Dichloroethane	ND	ug/L	1.0	0.050	1		10/12/15 17:51	75-34-3	
1,2-Dichloroethane	ND	ug/L	1.0	0.12	1		10/12/15 17:51	107-06-2	
1,1-Dichloroethene	ND	ug/L	1.0	0.20	1		10/12/15 17:51	75-35-4	
cis-1,2-Dichloroethene	**0.41J**	ug/L	1.0	0.080	1		10/12/15 17:51	156-59-2	
trans-1,2-Dichloroethene	ND	ug/L	1.0	0.20	1		10/12/15 17:51	156-60-5	
1,2-Dichloropropane	ND	ug/L	1.0	0.16	1		10/12/15 17:51	78-87-5	
cis-1,3-Dichloropropene	ND	ug/L	1.0	0.14	1		10/12/15 17:51	10061-01-5	
trans-1,3-Dichloropropene	ND	ug/L	1.0	0.12	1		10/12/15 17:51	10061-02-6	
Ethylbenzene	ND	ug/L	1.0	0.18	1		10/12/15 17:51	100-41-4	
2-Hexanone	ND	ug/L	10.0	1.2	1		10/12/15 17:51	591-78-6	
Methylene chloride	ND	ug/L	1.0	0.15	1		10/12/15 17:51	75-09-2	
4-Methyl-2-pentanone (MIBK)	ND	ug/L	10.0	0.42	1		10/12/15 17:51	108-10-1	
Styrene	ND	ug/L	1.0	0.12	1		10/12/15 17:51	100-42-5	
1,1,2,2-Tetrachloroethane	**0.16J**	ug/L	1.0	0.15	1		10/12/15 17:51	79-34-5	
Tetrachloroethene	**0.18J**	ug/L	1.0	0.10	1		10/12/15 17:51	127-18-4	
Toluene	ND	ug/L	1.0	0.17	1		10/12/15 17:51	108-88-3	
1,1,1-Trichloroethane	ND	ug/L	1.0	0.11	1		10/12/15 17:51	71-55-6	
1,1,2-Trichloroethane	ND	ug/L	1.0	0.20	1		10/12/15 17:51	79-00-5	
Trichloroethene	**87.1**	ug/L	1.0	0.17	1		10/12/15 17:51	79-01-6	
Vinyl chloride	ND	ug/L	1.0	0.13	1		10/12/15 17:51	75-01-4	
Xylene (Total)	ND	ug/L	3.0	0.42	1		10/12/15 17:51	1330-20-7	
Surrogates									
4-Bromofluorobenzene (S)	98	%	80-120		1		10/12/15 17:51	460-00-4	
1,2-Dichloroethane-d4 (S)	99	%	80-120		1		10/12/15 17:51	17060-07-0	
Toluene-d8 (S)	99	%	80-120		1		10/12/15 17:51	2037-26-5	
Preservation pH	**4.0**		0.10	0.10	1		10/12/15 17:51		

REPORT OF LABORATORY ANALYSIS

This report shall not be reproduced, except in full,
without the written consent of Pace Analytical Services, Inc..

Pace Analytical Services, Inc.
9608 Loiret Blvd.
Lenexa, KS 66219
(913)599-5665

ANALYTICAL RESULTS

Project: Fort Smith, AR
Pace Project No.: 60204767

Sample: ITMW-19-201510 **Lab ID: 60204767013** Collected: 10/08/15 14:00 Received: 10/09/15 17:37 Matrix: Water

Parameters	Results	Units	Report Limit	MDL	DF	Prepared	Analyzed	CAS No.	Qual
2320B Alkalinity	Analytical Method: SM 2320B								
Alkalinity,Bicarbonate (CaCO3)	**246**	mg/L	20.0	2.0	1		10/14/15 11:45		
Alkalinity, Carbonate (CaCO3)	ND	mg/L	20.0	2.0	1		10/14/15 11:45		
Alkalinity, Total as CaCO3	**246**	mg/L	20.0	2.0	1		10/14/15 11:45		
Iron, Ferric (Calculation)	Analytical Method: SM 3500-Fe B#4								
Iron, Ferric	ND	mg/L	0.20		1		10/15/15 00:00	7439-89-6	
4500H+ pH, Electrometric	Analytical Method: SM 4500-H+B								
pH at 25 Degrees C	**7.0**	Std. Units	0.10	0.10	1		10/08/15 20:00		H6
4500S2D Sulfide, Total	Analytical Method: SM 4500-S-2 D								
Sulfide, Total	ND	mg/L	0.050	0.012	1		10/13/15 08:19	18496-25-8	
300.0 IC Anions 28 Days	Analytical Method: EPA 300.0								
Chloride	**281**	mg/L	20.0	10.0	20		10/15/15 16:37	16887-00-6	
Sulfate	**2850**	mg/L	200	47.3	200		10/15/15 16:52	14808-79-8	
350.1 Ammonia	Analytical Method: EPA 350.1								
Nitrogen, Ammonia	**0.35**	mg/L	0.10	0.046	1		10/14/15 14:12	7664-41-7	M1
353.2 Nitrogen, NO2/NO3 unpres	Analytical Method: EPA 353.2								
Nitrogen, Nitrate	**4.0**	mg/L	0.10	0.014	1		10/10/15 09:15		
Nitrogen, Nitrite	ND	mg/L	0.10	0.023	1		10/10/15 09:15		
Nitrogen, NO2 plus NO3	**4.0**	mg/L	0.10	0.014	1		10/10/15 09:15		
365.4 Total Phosphorus	Analytical Method: EPA 365.4								
Phosphorus as PO4	**0.48**	mg/L	0.31		1		10/16/15 06:58		
Total Carbon Dioxide Calc	Analytical Method: SM 4500-CO2 D								
Carbon Dioxide Calculation	**270**	mg/L	20.0	20.0	1		10/19/15 00:00		
5310C TOC	Analytical Method: SM 5310C								
Total Organic Carbon	**0.56J**	mg/L	1.0	0.46	1		10/14/15 22:24	7440-44-0	B

REPORT OF LABORATORY ANALYSIS

This report shall not be reproduced, except in full,
without the written consent of Pace Analytical Services, Inc..

Pace Analytical Services, Inc.
9608 Loiret Blvd.
Lenexa, KS 66219
(913)599-5665

ANALYTICAL RESULTS

Project: Fort Smith, AR
Pace Project No.: 60204767

Sample: MW-81-201510 **Lab ID: 60204767014** Collected: 10/08/15 11:45 Received: 10/09/15 17:37 Matrix: Water

Parameters	Results	Units	Report Limit	MDL	DF	Prepared	Analyzed	CAS No.	Qual
Alcohol by Direct Inject GCFID	Analytical Method: EPA 8015 - Alcohol								
2-Chloroethanol	ND	ug/L	10000	1980	1		10/14/15 00:43	107-07-3	
6010 MET ICP	Analytical Method: EPA 6010 Preparation Method: EPA 3010								
Iron	**117**	ug/L	50.0	9.0	1	10/12/15 15:45	10/13/15 16:52	7439-89-6	
Manganese	**257**	ug/L	5.0	2.4	1	10/12/15 15:45	10/13/15 16:52	7439-96-5	
8260 MSV	Analytical Method: EPA 5030B/8260								
Acetone	**11.3**	ug/L	10.0	1.9	1		10/15/15 15:59	67-64-1	
Benzene	**0.52J**	ug/L	1.0	0.060	1		10/15/15 15:59	71-43-2	
Bromodichloromethane	ND	ug/L	1.0	0.19	1		10/15/15 15:59	75-27-4	
Bromoform	ND	ug/L	1.0	0.070	1		10/15/15 15:59	75-25-2	
Bromomethane	**4.4J**	ug/L	5.0	0.16	1		10/15/15 15:59	74-83-9	
2-Butanone (MEK)	**1.6J**	ug/L	10.0	0.59	1		10/15/15 15:59	78-93-3	
Carbon disulfide	ND	ug/L	5.0	0.12	1		10/15/15 15:59	75-15-0	
Carbon tetrachloride	ND	ug/L	1.0	0.18	1		10/15/15 15:59	56-23-5	
Chlorobenzene	ND	ug/L	1.0	0.21	1		10/15/15 15:59	108-90-7	
Chloroethane	ND	ug/L	1.0	0.15	1		10/15/15 15:59	75-00-3	
Chloroform	**0.15J**	ug/L	1.0	0.14	1		10/15/15 15:59	67-66-3	
Chloromethane	**3.1**	ug/L	1.0	0.080	1		10/15/15 15:59	74-87-3	
Dibromochloromethane	ND	ug/L	1.0	0.21	1		10/15/15 15:59	124-48-1	
1,1-Dichloroethane	ND	ug/L	1.0	0.050	1		10/15/15 15:59	75-34-3	
1,2-Dichloroethane	ND	ug/L	1.0	0.12	1		10/15/15 15:59	107-06-2	
1,1-Dichloroethene	ND	ug/L	1.0	0.20	1		10/15/15 15:59	75-35-4	
cis-1,2-Dichloroethene	**3.8**	ug/L	1.0	0.080	1		10/15/15 15:59	156-59-2	
trans-1,2-Dichloroethene	**0.69J**	ug/L	1.0	0.20	1		10/15/15 15:59	156-60-5	
1,2-Dichloropropane	ND	ug/L	1.0	0.16	1		10/15/15 15:59	78-87-5	
cis-1,3-Dichloropropene	ND	ug/L	1.0	0.14	1		10/15/15 15:59	10061-01-5	
trans-1,3-Dichloropropene	ND	ug/L	1.0	0.12	1		10/15/15 15:59	10061-02-6	
Ethylbenzene	ND	ug/L	1.0	0.18	1		10/15/15 15:59	100-41-4	
2-Hexanone	ND	ug/L	10.0	1.2	1		10/15/15 15:59	591-78-6	
Methylene chloride	ND	ug/L	1.0	0.15	1		10/15/15 15:59	75-09-2	
4-Methyl-2-pentanone (MIBK)	ND	ug/L	10.0	0.42	1		10/15/15 15:59	108-10-1	
Styrene	ND	ug/L	1.0	0.12	1		10/15/15 15:59	100-42-5	
1,1,2,2-Tetrachloroethane	ND	ug/L	1.0	0.15	1		10/15/15 15:59	79-34-5	
Tetrachloroethene	ND	ug/L	1.0	0.10	1		10/15/15 15:59	127-18-4	
Toluene	ND	ug/L	1.0	0.17	1		10/15/15 15:59	108-88-3	
1,1,1-Trichloroethane	ND	ug/L	1.0	0.11	1		10/15/15 15:59	71-55-6	
1,1,2-Trichloroethane	ND	ug/L	1.0	0.20	1		10/15/15 15:59	79-00-5	
Trichloroethene	**160**	ug/L	1.0	0.17	1		10/15/15 15:59	79-01-6	
Vinyl chloride	ND	ug/L	1.0	0.13	1		10/15/15 15:59	75-01-4	
Xylene (Total)	ND	ug/L	3.0	0.42	1		10/15/15 15:59	1330-20-7	
Surrogates									
4-Bromofluorobenzene (S)	101	%	80-120		1		10/15/15 15:59	460-00-4	
1,2-Dichloroethane-d4 (S)	101	%	80-120		1		10/15/15 15:59	17060-07-0	
Toluene-d8 (S)	104	%	80-120		1		10/15/15 15:59	2037-26-5	
Preservation pH	**3.0**		0.10	0.10	1		10/15/15 15:59		

REPORT OF LABORATORY ANALYSIS

This report shall not be reproduced, except in full,
without the written consent of Pace Analytical Services, Inc..

Pace Analytical Services, Inc.
9608 Loiret Blvd.
Lenexa, KS 66219
(913)599-5665

ANALYTICAL RESULTS

Project: Fort Smith, AR
Pace Project No.: 60204767

Sample: MW-81-201510 **Lab ID: 60204767014** Collected: 10/08/15 11:45 Received: 10/09/15 17:37 Matrix: Water

Parameters	Results	Units	Report Limit	MDL	DF	Prepared	Analyzed	CAS No.	Qual
2320B Alkalinity	Analytical Method: SM 2320B								
Alkalinity,Bicarbonate (CaCO3)	**178**	mg/L	20.0	2.0	1		10/14/15 11:48		
Alkalinity, Carbonate (CaCO3)	ND	mg/L	20.0	2.0	1		10/14/15 11:48		
Alkalinity, Total as CaCO3	**178**	mg/L	20.0	2.0	1		10/14/15 11:48		
Iron, Ferric (Calculation)	Analytical Method: SM 3500-Fe B#4								
Iron, Ferric	ND	mg/L	0.20		1		10/15/15 00:00	7439-89-6	
4500H+ pH, Electrometric	Analytical Method: SM 4500-H+B								
pH at 25 Degrees C	**7.1**	Std. Units	0.10	0.10	1		10/08/15 20:00		H6
4500S2D Sulfide, Total	Analytical Method: SM 4500-S-2 D								
Sulfide, Total	ND	mg/L	0.050	0.012	1		10/13/15 08:19	18496-25-8	
300.0 IC Anions 28 Days	Analytical Method: EPA 300.0								
Chloride	**305**	mg/L	50.0	25.0	50		10/15/15 17:08	16887-00-6	
Sulfate	**527**	mg/L	50.0	11.8	50		10/15/15 17:08	14808-79-8	
350.1 Ammonia	Analytical Method: EPA 350.1								
Nitrogen, Ammonia	**0.31**	mg/L	0.10	0.046	1		10/14/15 14:15	7664-41-7	
353.2 Nitrogen, NO2/NO3 unpres	Analytical Method: EPA 353.2								
Nitrogen, Nitrate	**0.98**	mg/L	0.10	0.014	1		10/10/15 09:12		
Nitrogen, Nitrite	ND	mg/L	0.10	0.023	1		10/10/15 09:12		
Nitrogen, NO2 plus NO3	**0.98**	mg/L	0.10	0.014	1		10/10/15 09:12		
365.4 Total Phosphorus	Analytical Method: EPA 365.4								
Phosphorus as PO4	**3.5**	mg/L	0.31		1		10/16/15 06:59		
Total Carbon Dioxide Calc	Analytical Method: SM 4500-CO2 D								
Carbon Dioxide Calculation	**184**	mg/L	20.0	20.0	1		10/19/15 00:00		
5310C TOC	Analytical Method: SM 5310C								
Total Organic Carbon	**0.76J**	mg/L	1.0	0.46	1		10/14/15 22:37	7440-44-0	B

REPORT OF LABORATORY ANALYSIS

This report shall not be reproduced, except in full,
without the written consent of Pace Analytical Services, Inc..

Pace Analytical Services, Inc.
9608 Loiret Blvd.
Lenexa, KS 66219
(913)599-5665

ANALYTICAL RESULTS

Project: Fort Smith, AR
Pace Project No.: 60204767

Sample: MW-172-201510 **Lab ID: 60204767015** Collected: 10/08/15 15:50 Received: 10/09/15 17:37 Matrix: Water

Parameters	Results	Units	Report Limit	MDL	DF	Prepared	Analyzed	CAS No.	Qual
Alcohol by Direct Inject GCFID	Analytical Method: EPA 8015 - Alcohol								
2-Chloroethanol	ND	ug/L	10000	1980	1		10/14/15 00:54	107-07-3	
6010 MET ICP	Analytical Method: EPA 6010 Preparation Method: EPA 3010								
Iron	**215**	ug/L	50.0	9.0	1	10/12/15 15:45	10/13/15 16:54	7439-89-6	
Manganese	**13.0**	ug/L	5.0	2.4	1	10/12/15 15:45	10/13/15 16:54	7439-96-5	
8260 MSV	Analytical Method: EPA 5030B/8260								
Acetone	**2.2J**	ug/L	10.0	1.9	1		10/15/15 16:29	67-64-1	
Benzene	**0.11J**	ug/L	1.0	0.060	1		10/15/15 16:29	71-43-2	
Bromodichloromethane	ND	ug/L	1.0	0.19	1		10/15/15 16:29	75-27-4	
Bromoform	**0.17J**	ug/L	1.0	0.070	1		10/15/15 16:29	75-25-2	
Bromomethane	**3.6J**	ug/L	5.0	0.16	1		10/15/15 16:29	74-83-9	
2-Butanone (MEK)	ND	ug/L	10.0	0.59	1		10/15/15 16:29	78-93-3	
Carbon disulfide	ND	ug/L	5.0	0.12	1		10/15/15 16:29	75-15-0	
Carbon tetrachloride	ND	ug/L	1.0	0.18	1		10/15/15 16:29	56-23-5	
Chlorobenzene	ND	ug/L	1.0	0.21	1		10/15/15 16:29	108-90-7	
Chloroethane	ND	ug/L	1.0	0.15	1		10/15/15 16:29	75-00-3	
Chloroform	**1.6**	ug/L	1.0	0.14	1		10/15/15 16:29	67-66-3	
Chloromethane	**9.5**	ug/L	1.0	0.080	1		10/15/15 16:29	74-87-3	
Dibromochloromethane	ND	ug/L	1.0	0.21	1		10/15/15 16:29	124-48-1	
1,1-Dichloroethane	ND	ug/L	1.0	0.050	1		10/15/15 16:29	75-34-3	
1,2-Dichloroethane	ND	ug/L	1.0	0.12	1		10/15/15 16:29	107-06-2	
1,1-Dichloroethene	**0.42J**	ug/L	1.0	0.20	1		10/15/15 16:29	75-35-4	
cis-1,2-Dichloroethene	**12.4**	ug/L	1.0	0.080	1		10/15/15 16:29	156-59-2	
trans-1,2-Dichloroethene	**1.7**	ug/L	1.0	0.20	1		10/15/15 16:29	156-60-5	
1,2-Dichloropropane	ND	ug/L	1.0	0.16	1		10/15/15 16:29	78-87-5	
cis-1,3-Dichloropropene	ND	ug/L	1.0	0.14	1		10/15/15 16:29	10061-01-5	
trans-1,3-Dichloropropene	ND	ug/L	1.0	0.12	1		10/15/15 16:29	10061-02-6	
Ethylbenzene	ND	ug/L	1.0	0.18	1		10/15/15 16:29	100-41-4	
2-Hexanone	ND	ug/L	10.0	1.2	1		10/15/15 16:29	591-78-6	
Methylene chloride	ND	ug/L	1.0	0.15	1		10/15/15 16:29	75-09-2	
4-Methyl-2-pentanone (MIBK)	ND	ug/L	10.0	0.42	1		10/15/15 16:29	108-10-1	
Styrene	ND	ug/L	1.0	0.12	1		10/15/15 16:29	100-42-5	
1,1,2,2-Tetrachloroethane	**1.9**	ug/L	1.0	0.15	1		10/15/15 16:29	79-34-5	
Tetrachloroethene	**1.4**	ug/L	1.0	0.10	1		10/15/15 16:29	127-18-4	
Toluene	ND	ug/L	1.0	0.17	1		10/15/15 16:29	108-88-3	
1,1,1-Trichloroethane	ND	ug/L	1.0	0.11	1		10/15/15 16:29	71-55-6	
1,1,2-Trichloroethane	**0.41J**	ug/L	1.0	0.20	1		10/15/15 16:29	79-00-5	
Trichloroethene	**2110**	ug/L	25.0	4.2	25		10/15/15 16:44	79-01-6	
Vinyl chloride	**0.51J**	ug/L	1.0	0.13	1		10/15/15 16:29	75-01-4	
Xylene (Total)	ND	ug/L	3.0	0.42	1		10/15/15 16:29	1330-20-7	
Surrogates									
4-Bromofluorobenzene (S)	101	%	80-120		1		10/15/15 16:29	460-00-4	
1,2-Dichloroethane-d4 (S)	100	%	80-120		1		10/15/15 16:29	17060-07-0	
Toluene-d8 (S)	103	%	80-120		1		10/15/15 16:29	2037-26-5	
Preservation pH	**3.0**		0.10	0.10	1		10/15/15 16:29		

REPORT OF LABORATORY ANALYSIS

This report shall not be reproduced, except in full,
without the written consent of Pace Analytical Services, Inc..

Pace Analytical Services, Inc.
9608 Loiret Blvd.
Lenexa, KS 66219
(913)599-5665

ANALYTICAL RESULTS

Project: Fort Smith, AR
Pace Project No.: 60204767

Sample: MW-172-201510 **Lab ID: 60204767015** Collected: 10/08/15 15:50 Received: 10/09/15 17:37 Matrix: Water

Parameters	Results	Units	Report Limit	MDL	DF	Prepared	Analyzed	CAS No.	Qual
2320B Alkalinity	Analytical Method: SM 2320B								
Alkalinity,Bicarbonate (CaCO3)	**50.2**	mg/L	20.0	2.0	1		10/14/15 11:51		
Alkalinity, Carbonate (CaCO3)	ND	mg/L	20.0	2.0	1		10/14/15 11:51		
Alkalinity, Total as CaCO3	**50.2**	mg/L	20.0	2.0	1		10/14/15 11:51		
Iron, Ferric (Calculation)	Analytical Method: SM 3500-Fe B#4								
Iron, Ferric	**0.22**	mg/L	0.20		1		10/15/15 00:00	7439-89-6	
4500H+ pH, Electrometric	Analytical Method: SM 4500-H+B								
pH at 25 Degrees C	**5.4**	Std. Units	0.10	0.10	1		10/07/15 00:00		H6
4500S2D Sulfide, Total	Analytical Method: SM 4500-S-2 D								
Sulfide, Total	ND	mg/L	0.050	0.012	1		10/13/15 15:50	18496-25-8	
300.0 IC Anions 28 Days	Analytical Method: EPA 300.0								
Chloride	**293**	mg/L	25.0	12.5	25		10/15/15 17:23	16887-00-6	
Sulfate	**364**	mg/L	25.0	5.9	25		10/15/15 17:23	14808-79-8	
350.1 Ammonia	Analytical Method: EPA 350.1								
Nitrogen, Ammonia	ND	mg/L	0.10	0.046	1		10/14/15 14:18	7664-41-7	M1
353.2 Nitrogen, NO2/NO3 unpres	Analytical Method: EPA 353.2								
Nitrogen, Nitrate	**1.2**	mg/L	0.10	0.014	1		10/10/15 09:22		
Nitrogen, Nitrite	ND	mg/L	0.10	0.023	1		10/10/15 09:22		
Nitrogen, NO2 plus NO3	**1.2**	mg/L	0.10	0.014	1		10/10/15 09:22		
365.4 Total Phosphorus	Analytical Method: EPA 365.4								
Phosphorus	ND	mg/L	0.10	0.032	1		10/16/15 07:00	7723-14-0	
Phosphorus as PO4	ND	mg/L	0.31		1		10/16/15 07:00		
Total Carbon Dioxide Calc	Analytical Method: SM 4500-CO2 D								
Carbon Dioxide Calculation	**426**	mg/L	20.0	20.0	1		10/19/15 00:00		
5310C TOC	Analytical Method: SM 5310C								
Total Organic Carbon	**0.58J**	mg/L	1.0	0.46	1		10/14/15 22:50	7440-44-0	B

REPORT OF LABORATORY ANALYSIS

This report shall not be reproduced, except in full,
without the written consent of Pace Analytical Services, Inc..

Pace Analytical Services, Inc.
9608 Loiret Blvd.
Lenexa, KS 66219
(913)599-5665

ANALYTICAL RESULTS

Project: Fort Smith, AR
Pace Project No.: 60204767

Sample: EB-04-201510 **Lab ID: 60204767016** Collected: 10/08/15 16:51 Received: 10/09/15 17:37 Matrix: Water

Parameters	Results	Units	Report Limit	MDL	DF	Prepared	Analyzed	CAS No.	Qual
8260 MSV	Analytical Method: EPA 5030B/8260								
Acetone	ND	ug/L	10.0	1.9	1		10/12/15 22:26	67-64-1	L3
Benzene	ND	ug/L	1.0	0.060	1		10/12/15 22:26	71-43-2	
Bromodichloromethane	ND	ug/L	1.0	0.19	1		10/12/15 22:26	75-27-4	
Bromoform	ND	ug/L	1.0	0.070	1		10/12/15 22:26	75-25-2	
Bromomethane	ND	ug/L	5.0	0.16	1		10/12/15 22:26	74-83-9	
2-Butanone (MEK)	ND	ug/L	10.0	0.59	1		10/12/15 22:26	78-93-3	
Carbon disulfide	ND	ug/L	5.0	0.12	1		10/12/15 22:26	75-15-0	
Carbon tetrachloride	ND	ug/L	1.0	0.18	1		10/12/15 22:26	56-23-5	
Chlorobenzene	ND	ug/L	1.0	0.21	1		10/12/15 22:26	108-90-7	
Chloroethane	ND	ug/L	1.0	0.15	1		10/12/15 22:26	75-00-3	
Chloroform	ND	ug/L	1.0	0.14	1		10/12/15 22:26	67-66-3	
Chloromethane	**0.15J**	ug/L	1.0	0.080	1		10/12/15 22:26	74-87-3	B
Dibromochloromethane	ND	ug/L	1.0	0.21	1		10/12/15 22:26	124-48-1	
1,1-Dichloroethane	ND	ug/L	1.0	0.050	1		10/12/15 22:26	75-34-3	
1,2-Dichloroethane	ND	ug/L	1.0	0.12	1		10/12/15 22:26	107-06-2	
1,1-Dichloroethene	ND	ug/L	1.0	0.20	1		10/12/15 22:26	75-35-4	
cis-1,2-Dichloroethene	ND	ug/L	1.0	0.080	1		10/12/15 22:26	156-59-2	
trans-1,2-Dichloroethene	ND	ug/L	1.0	0.20	1		10/12/15 22:26	156-60-5	
1,2-Dichloropropane	ND	ug/L	1.0	0.16	1		10/12/15 22:26	78-87-5	
cis-1,3-Dichloropropene	ND	ug/L	1.0	0.14	1		10/12/15 22:26	10061-01-5	
trans-1,3-Dichloropropene	ND	ug/L	1.0	0.12	1		10/12/15 22:26	10061-02-6	
Ethylbenzene	ND	ug/L	1.0	0.18	1		10/12/15 22:26	100-41-4	
2-Hexanone	ND	ug/L	10.0	1.2	1		10/12/15 22:26	591-78-6	
Methylene chloride	ND	ug/L	1.0	0.15	1		10/12/15 22:26	75-09-2	
4-Methyl-2-pentanone (MIBK)	ND	ug/L	10.0	0.42	1		10/12/15 22:26	108-10-1	
Styrene	ND	ug/L	1.0	0.12	1		10/12/15 22:26	100-42-5	
1,1,2,2-Tetrachloroethane	ND	ug/L	1.0	0.15	1		10/12/15 22:26	79-34-5	
Tetrachloroethene	ND	ug/L	1.0	0.10	1		10/12/15 22:26	127-18-4	
Toluene	ND	ug/L	1.0	0.17	1		10/12/15 22:26	108-88-3	
1,1,1-Trichloroethane	ND	ug/L	1.0	0.11	1		10/12/15 22:26	71-55-6	
1,1,2-Trichloroethane	ND	ug/L	1.0	0.20	1		10/12/15 22:26	79-00-5	
Trichloroethene	**0.26J**	ug/L	1.0	0.17	1		10/12/15 22:26	79-01-6	B
Vinyl chloride	ND	ug/L	1.0	0.13	1		10/12/15 22:26	75-01-4	
Xylene (Total)	ND	ug/L	3.0	0.42	1		10/12/15 22:26	1330-20-7	
Surrogates									
4-Bromofluorobenzene (S)	96	%	80-120		1		10/12/15 22:26	460-00-4	
1,2-Dichloroethane-d4 (S)	93	%	80-120		1		10/12/15 22:26	17060-07-0	
Toluene-d8 (S)	102	%	80-120		1		10/12/15 22:26	2037-26-5	
Preservation pH	**1.0**		0.10	0.10	1		10/12/15 22:26		

REPORT OF LABORATORY ANALYSIS

This report shall not be reproduced, except in full,
without the written consent of Pace Analytical Services, Inc..

Pace Analytical Services, Inc.
9608 Loiret Blvd.
Lenexa, KS 66219
(913)599-5665

ANALYTICAL RESULTS

Project: Fort Smith, AR
Pace Project No.: 60204767

Sample: MW-33R-201510 **Lab ID: 60204767017** Collected: 10/08/15 14:20 Received: 10/09/15 17:37 Matrix: Water

Parameters	Results	Units	Report Limit	MDL	DF	Prepared	Analyzed	CAS No.	Qual
Alcohol by Direct Inject GCFID	Analytical Method: EPA 8015 - Alcohol								
2-Chloroethanol	ND	ug/L	10000	1980	1		10/14/15 01:05	107-07-3	
6010 MET ICP	Analytical Method: EPA 6010 Preparation Method: EPA 3010								
Iron	**2050**	ug/L	50.0	9.0	1	10/12/15 15:45	10/13/15 16:57	7439-89-6	
Manganese	**4620**	ug/L	5.0	2.4	1	10/12/15 15:45	10/13/15 16:57	7439-96-5	
8260 MSV	Analytical Method: EPA 5030B/8260								
Acetone	ND	ug/L	10.0	1.9	1		10/15/15 12:05	67-64-1	
Benzene	**0.33J**	ug/L	1.0	0.060	1		10/15/15 12:05	71-43-2	
Bromodichloromethane	ND	ug/L	1.0	0.19	1		10/15/15 12:05	75-27-4	
Bromoform	**0.21J**	ug/L	1.0	0.070	1		10/15/15 12:05	75-25-2	
Bromomethane	ND	ug/L	5.0	0.16	1		10/15/15 12:05	74-83-9	
2-Butanone (MEK)	ND	ug/L	10.0	0.59	1		10/15/15 12:05	78-93-3	
Carbon disulfide	**0.52J**	ug/L	5.0	0.12	1		10/15/15 12:05	75-15-0	
Carbon tetrachloride	ND	ug/L	1.0	0.18	1		10/15/15 12:05	56-23-5	
Chlorobenzene	ND	ug/L	1.0	0.21	1		10/15/15 12:05	108-90-7	
Chloroethane	ND	ug/L	1.0	0.15	1		10/15/15 12:05	75-00-3	
Chloroform	ND	ug/L	1.0	0.14	1		10/15/15 12:05	67-66-3	
Chloromethane	ND	ug/L	1.0	0.080	1		10/15/15 12:05	74-87-3	
Dibromochloromethane	ND	ug/L	1.0	0.21	1		10/15/15 12:05	124-48-1	
1,1-Dichloroethane	ND	ug/L	1.0	0.050	1		10/15/15 12:05	75-34-3	
1,2-Dichloroethane	ND	ug/L	1.0	0.12	1		10/15/15 12:05	107-06-2	
1,1-Dichloroethene	ND	ug/L	1.0	0.20	1		10/15/15 12:05	75-35-4	
cis-1,2-Dichloroethene	**6.1**	ug/L	1.0	0.080	1		10/15/15 12:05	156-59-2	
trans-1,2-Dichloroethene	ND	ug/L	1.0	0.20	1		10/15/15 12:05	156-60-5	
1,2-Dichloropropane	ND	ug/L	1.0	0.16	1		10/15/15 12:05	78-87-5	
cis-1,3-Dichloropropene	ND	ug/L	1.0	0.14	1		10/15/15 12:05	10061-01-5	
trans-1,3-Dichloropropene	ND	ug/L	1.0	0.12	1		10/15/15 12:05	10061-02-6	
Ethylbenzene	ND	ug/L	1.0	0.18	1		10/15/15 12:05	100-41-4	
2-Hexanone	ND	ug/L	10.0	1.2	1		10/15/15 12:05	591-78-6	
Methylene chloride	**0.37J**	ug/L	1.0	0.15	1		10/15/15 12:05	75-09-2	B
4-Methyl-2-pentanone (MIBK)	ND	ug/L	10.0	0.42	1		10/15/15 12:05	108-10-1	
Styrene	ND	ug/L	1.0	0.12	1		10/15/15 12:05	100-42-5	
1,1,2,2-Tetrachloroethane	ND	ug/L	1.0	0.15	1		10/15/15 12:05	79-34-5	
Tetrachloroethene	ND	ug/L	1.0	0.10	1		10/15/15 12:05	127-18-4	
Toluene	ND	ug/L	1.0	0.17	1		10/15/15 12:05	108-88-3	
1,1,1-Trichloroethane	ND	ug/L	1.0	0.11	1		10/15/15 12:05	71-55-6	
1,1,2-Trichloroethane	ND	ug/L	1.0	0.20	1		10/15/15 12:05	79-00-5	
Trichloroethene	**562**	ug/L	10.0	1.7	10		10/15/15 12:19	79-01-6	
Vinyl chloride	**0.31J**	ug/L	1.0	0.13	1		10/15/15 12:05	75-01-4	
Xylene (Total)	ND	ug/L	3.0	0.42	1		10/15/15 12:05	1330-20-7	
Surrogates									
4-Bromofluorobenzene (S)	98	%	80-120		1		10/15/15 12:05	460-00-4	
1,2-Dichloroethane-d4 (S)	103	%	80-120		1		10/15/15 12:05	17060-07-0	
Toluene-d8 (S)	99	%	80-120		1		10/15/15 12:05	2037-26-5	
Preservation pH	**1.0**		0.10	0.10	1		10/15/15 12:05		

REPORT OF LABORATORY ANALYSIS

This report shall not be reproduced, except in full,
without the written consent of Pace Analytical Services, Inc..

Pace Analytical Services, Inc.
9608 Loiret Blvd.
Lenexa, KS 66219
(913)599-5665

ANALYTICAL RESULTS

Project: Fort Smith, AR
Pace Project No.: 60204767

Sample: MW-33R-201510 **Lab ID: 60204767017** Collected: 10/08/15 14:20 Received: 10/09/15 17:37 Matrix: Water

Parameters	Results	Units	Report Limit	MDL	DF	Prepared	Analyzed	CAS No.	Qual
2320B Alkalinity	Analytical Method: SM 2320B								
Alkalinity,Bicarbonate (CaCO3)	**32.1**	mg/L	20.0	2.0	1		10/14/15 15:31		
Alkalinity, Carbonate (CaCO3)	ND	mg/L	20.0	2.0	1		10/14/15 15:31		
Alkalinity, Total as CaCO3	**32.1**	mg/L	20.0	2.0	1		10/14/15 15:31		
Iron, Ferric (Calculation)	Analytical Method: SM 3500-Fe B#4								
Iron, Ferric	**2.0**	mg/L	0.20		1		10/15/15 00:00	7439-89-6	
4500H+ pH, Electrometric	Analytical Method: SM 4500-H+B								
pH at 25 Degrees C	**5.6**	Std. Units	0.10	0.10	1		10/07/15 00:00		H6
4500S2D Sulfide, Total	Analytical Method: SM 4500-S-2 D								
Sulfide, Total	ND	mg/L	0.050	0.012	1		10/13/15 08:19	18496-25-8	
300.0 IC Anions 28 Days	Analytical Method: EPA 300.0								
Chloride	**188**	mg/L	20.0	10.0	20		10/15/15 17:54	16887-00-6	
Sulfate	**79.2**	mg/L	5.0	1.2	5		10/15/15 17:39	14808-79-8	
350.1 Ammonia	Analytical Method: EPA 350.1								
Nitrogen, Ammonia	ND	mg/L	0.10	0.046	1		10/14/15 14:23	7664-41-7	
353.2 Nitrogen, NO2/NO3 unpres	Analytical Method: EPA 353.2								
Nitrogen, Nitrate	**2.2**	mg/L	0.10	0.014	1		10/10/15 09:16		
Nitrogen, Nitrite	ND	mg/L	0.10	0.023	1		10/10/15 09:16		
Nitrogen, NO2 plus NO3	**2.2**	mg/L	0.10	0.014	1		10/10/15 09:16		
365.4 Total Phosphorus	Analytical Method: EPA 365.4								
Phosphorus	ND	mg/L	0.10	0.032	1		10/16/15 07:05	7723-14-0	
Phosphorus as PO4	ND	mg/L	0.31		1		10/16/15 07:05		
Total Carbon Dioxide Calc	Analytical Method: SM 4500-CO2 D								
Carbon Dioxide Calculation	**209**	mg/L	20.0	20.0	1		10/19/15 00:00		
5310C TOC	Analytical Method: SM 5310C								
Total Organic Carbon	ND	mg/L	1.0	0.46	1		10/15/15 11:13	7440-44-0	M1

REPORT OF LABORATORY ANALYSIS

This report shall not be reproduced, except in full,
without the written consent of Pace Analytical Services, Inc..

Pace Analytical Services, Inc.
9608 Loiret Blvd.
Lenexa, KS 66219
(913)599-5665

ANALYTICAL RESULTS

Project: Fort Smith, AR
Pace Project No.: 60204767

Sample: DUP-05-201510 **Lab ID: 60204767018** Collected: 10/08/15 14:20 Received: 10/09/15 17:37 Matrix: Water

Parameters	Results	Units	Report Limit	MDL	DF	Prepared	Analyzed	CAS No.	Qual
8260 MSV	Analytical Method: EPA 5030B/8260								
Acetone	ND	ug/L	10.0	1.9	1		10/15/15 11:50	67-64-1	
Benzene	**0.39J**	ug/L	1.0	0.060	1		10/15/15 11:50	71-43-2	
Bromodichloromethane	ND	ug/L	1.0	0.19	1		10/15/15 11:50	75-27-4	
Bromoform	ND	ug/L	1.0	0.070	1		10/15/15 11:50	75-25-2	
Bromomethane	ND	ug/L	5.0	0.16	1		10/15/15 11:50	74-83-9	
2-Butanone (MEK)	ND	ug/L	10.0	0.59	1		10/15/15 11:50	78-93-3	
Carbon disulfide	**0.50J**	ug/L	5.0	0.12	1		10/15/15 11:50	75-15-0	
Carbon tetrachloride	ND	ug/L	1.0	0.18	1		10/15/15 11:50	56-23-5	
Chlorobenzene	ND	ug/L	1.0	0.21	1		10/15/15 11:50	108-90-7	
Chloroethane	ND	ug/L	1.0	0.15	1		10/15/15 11:50	75-00-3	
Chloroform	ND	ug/L	1.0	0.14	1		10/15/15 11:50	67-66-3	
Chloromethane	ND	ug/L	1.0	0.080	1		10/15/15 11:50	74-87-3	
Dibromochloromethane	ND	ug/L	1.0	0.21	1		10/15/15 11:50	124-48-1	
1,1-Dichloroethane	ND	ug/L	1.0	0.050	1		10/15/15 11:50	75-34-3	
1,2-Dichloroethane	ND	ug/L	1.0	0.12	1		10/15/15 11:50	107-06-2	
1,1-Dichloroethene	**0.22J**	ug/L	1.0	0.20	1		10/15/15 11:50	75-35-4	
cis-1,2-Dichloroethene	**6.3**	ug/L	1.0	0.080	1		10/15/15 11:50	156-59-2	
trans-1,2-Dichloroethene	ND	ug/L	1.0	0.20	1		10/15/15 11:50	156-60-5	
1,2-Dichloropropane	ND	ug/L	1.0	0.16	1		10/15/15 11:50	78-87-5	
cis-1,3-Dichloropropene	ND	ug/L	1.0	0.14	1		10/15/15 11:50	10061-01-5	
trans-1,3-Dichloropropene	ND	ug/L	1.0	0.12	1		10/15/15 11:50	10061-02-6	
Ethylbenzene	ND	ug/L	1.0	0.18	1		10/15/15 11:50	100-41-4	
2-Hexanone	ND	ug/L	10.0	1.2	1		10/15/15 11:50	591-78-6	
Methylene chloride	**0.44J**	ug/L	1.0	0.15	1		10/15/15 11:50	75-09-2	B
4-Methyl-2-pentanone (MIBK)	ND	ug/L	10.0	0.42	1		10/15/15 11:50	108-10-1	
Styrene	ND	ug/L	1.0	0.12	1		10/15/15 11:50	100-42-5	
1,1,2,2-Tetrachloroethane	ND	ug/L	1.0	0.15	1		10/15/15 11:50	79-34-5	
Tetrachloroethene	ND	ug/L	1.0	0.10	1		10/15/15 11:50	127-18-4	
Toluene	ND	ug/L	1.0	0.17	1		10/15/15 11:50	108-88-3	
1,1,1-Trichloroethane	ND	ug/L	1.0	0.11	1		10/15/15 11:50	71-55-6	
1,1,2-Trichloroethane	ND	ug/L	1.0	0.20	1		10/15/15 11:50	79-00-5	
Trichloroethene	**460**	ug/L	20.0	3.4	20		10/21/15 13:36	79-01-6	
Vinyl chloride	**0.28J**	ug/L	1.0	0.13	1		10/15/15 11:50	75-01-4	
Xylene (Total)	ND	ug/L	3.0	0.42	1		10/15/15 11:50	1330-20-7	
Surrogates									
4-Bromofluorobenzene (S)	99	%	80-120		1		10/15/15 11:50	460-00-4	
1,2-Dichloroethane-d4 (S)	100	%	80-120		1		10/15/15 11:50	17060-07-0	
Toluene-d8 (S)	99	%	80-120		1		10/15/15 11:50	2037-26-5	
Preservation pH	**1.0**		0.10	0.10	1		10/15/15 11:50		

REPORT OF LABORATORY ANALYSIS

This report shall not be reproduced, except in full,
without the written consent of Pace Analytical Services, Inc..

Pace Analytical Services, Inc.
9608 Loiret Blvd.
Lenexa, KS 66219
(913)599-5665

ANALYTICAL RESULTS

Project: Fort Smith, AR
Pace Project No.: 60204767

Sample: TB-22-201510 **Lab ID: 60204767019** Collected: 10/08/15 08:00 Received: 10/09/15 17:37 Matrix: Water

Parameters	Results	Units	Report Limit	MDL	DF	Prepared	Analyzed	CAS No.	Qual
8260 MSV	Analytical Method: EPA 5030B/8260								
Acetone	ND	ug/L	10.0	1.9	1		10/15/15 10:38	67-64-1	
Benzene	ND	ug/L	1.0	0.060	1		10/15/15 10:38	71-43-2	
Bromodichloromethane	ND	ug/L	1.0	0.19	1		10/15/15 10:38	75-27-4	
Bromoform	ND	ug/L	1.0	0.070	1		10/15/15 10:38	75-25-2	
Bromomethane	ND	ug/L	5.0	0.16	1		10/15/15 10:38	74-83-9	
2-Butanone (MEK)	ND	ug/L	10.0	0.59	1		10/15/15 10:38	78-93-3	
Carbon disulfide	ND	ug/L	5.0	0.12	1		10/15/15 10:38	75-15-0	
Carbon tetrachloride	ND	ug/L	1.0	0.18	1		10/15/15 10:38	56-23-5	
Chlorobenzene	ND	ug/L	1.0	0.21	1		10/15/15 10:38	108-90-7	
Chloroethane	ND	ug/L	1.0	0.15	1		10/15/15 10:38	75-00-3	
Chloroform	ND	ug/L	1.0	0.14	1		10/15/15 10:38	67-66-3	
Chloromethane	ND	ug/L	1.0	0.080	1		10/15/15 10:38	74-87-3	
Dibromochloromethane	ND	ug/L	1.0	0.21	1		10/15/15 10:38	124-48-1	
1,1-Dichloroethane	ND	ug/L	1.0	0.050	1		10/15/15 10:38	75-34-3	
1,2-Dichloroethane	ND	ug/L	1.0	0.12	1		10/15/15 10:38	107-06-2	
1,1-Dichloroethene	ND	ug/L	1.0	0.20	1		10/15/15 10:38	75-35-4	
cis-1,2-Dichloroethene	ND	ug/L	1.0	0.080	1		10/15/15 10:38	156-59-2	
trans-1,2-Dichloroethene	ND	ug/L	1.0	0.20	1		10/15/15 10:38	156-60-5	
1,2-Dichloropropane	ND	ug/L	1.0	0.16	1		10/15/15 10:38	78-87-5	
cis-1,3-Dichloropropene	ND	ug/L	1.0	0.14	1		10/15/15 10:38	10061-01-5	
trans-1,3-Dichloropropene	ND	ug/L	1.0	0.12	1		10/15/15 10:38	10061-02-6	
Ethylbenzene	ND	ug/L	1.0	0.18	1		10/15/15 10:38	100-41-4	
2-Hexanone	ND	ug/L	10.0	1.2	1		10/15/15 10:38	591-78-6	
Methylene chloride	**0.25J**	ug/L	1.0	0.15	1		10/15/15 10:38	75-09-2	B
4-Methyl-2-pentanone (MIBK)	ND	ug/L	10.0	0.42	1		10/15/15 10:38	108-10-1	
Styrene	ND	ug/L	1.0	0.12	1		10/15/15 10:38	100-42-5	
1,1,2,2-Tetrachloroethane	ND	ug/L	1.0	0.15	1		10/15/15 10:38	79-34-5	
Tetrachloroethene	ND	ug/L	1.0	0.10	1		10/15/15 10:38	127-18-4	
Toluene	ND	ug/L	1.0	0.17	1		10/15/15 10:38	108-88-3	
1,1,1-Trichloroethane	ND	ug/L	1.0	0.11	1		10/15/15 10:38	71-55-6	
1,1,2-Trichloroethane	ND	ug/L	1.0	0.20	1		10/15/15 10:38	79-00-5	
Trichloroethene	ND	ug/L	1.0	0.17	1		10/15/15 10:38	79-01-6	
Vinyl chloride	ND	ug/L	1.0	0.13	1		10/15/15 10:38	75-01-4	
Xylene (Total)	ND	ug/L	3.0	0.42	1		10/15/15 10:38	1330-20-7	
Surrogates									
4-Bromofluorobenzene (S)	100	%	80-120		1		10/15/15 10:38	460-00-4	
1,2-Dichloroethane-d4 (S)	98	%	80-120		1		10/15/15 10:38	17060-07-0	
Toluene-d8 (S)	101	%	80-120		1		10/15/15 10:38	2037-26-5	
Preservation pH	**1.0**		0.10	0.10	1		10/15/15 10:38		

REPORT OF LABORATORY ANALYSIS

This report shall not be reproduced, except in full,
without the written consent of Pace Analytical Services, Inc..

Pace Analytical Services, Inc.
9608 Loiret Blvd.
Lenexa, KS 66219
(913)599-5665

ANALYTICAL RESULTS

Project: Fort Smith, AR
Pace Project No.: 60204767

Sample: ITMW-15-201510 **Lab ID: 60204767020** Collected: 10/08/15 11:30 Received: 10/09/15 17:37 Matrix: Water

Parameters	Results	Units	Report Limit	MDL	DF	Prepared	Analyzed	CAS No.	Qual
Alcohol by Direct Inject GCFID	Analytical Method: EPA 8015 - Alcohol								
2-Chloroethanol	ND	ug/L	10000	1980	1		10/14/15 01:16	107-07-3	
6010 MET ICP	Analytical Method: EPA 6010 Preparation Method: EPA 3010								
Iron	**18.7J**	ug/L	50.0	9.0	1	10/12/15 15:45	10/13/15 16:59	7439-89-6	
Manganese	**4.5J**	ug/L	5.0	2.4	1	10/12/15 15:45	10/13/15 16:59	7439-96-5	
8260 MSV	Analytical Method: EPA 5030B/8260								
Acetone	**15.9**	ug/L	10.0	1.9	1		10/12/15 18:35	67-64-1	L1
Benzene	ND	ug/L	1.0	0.060	1		10/12/15 18:35	71-43-2	
Bromodichloromethane	ND	ug/L	1.0	0.19	1		10/12/15 18:35	75-27-4	
Bromoform	**0.33J**	ug/L	1.0	0.070	1		10/12/15 18:35	75-25-2	
Bromomethane	**1.4J**	ug/L	5.0	0.16	1		10/12/15 18:35	74-83-9	B
2-Butanone (MEK)	ND	ug/L	10.0	0.59	1		10/12/15 18:35	78-93-3	
Carbon disulfide	ND	ug/L	5.0	0.12	1		10/12/15 18:35	75-15-0	
Carbon tetrachloride	ND	ug/L	1.0	0.18	1		10/12/15 18:35	56-23-5	
Chlorobenzene	ND	ug/L	1.0	0.21	1		10/12/15 18:35	108-90-7	
Chloroethane	ND	ug/L	1.0	0.15	1		10/12/15 18:35	75-00-3	
Chloroform	ND	ug/L	1.0	0.14	1		10/12/15 18:35	67-66-3	
Chloromethane	**0.84J**	ug/L	1.0	0.080	1		10/12/15 18:35	74-87-3	B
Dibromochloromethane	ND	ug/L	1.0	0.21	1		10/12/15 18:35	124-48-1	
1,1-Dichloroethane	ND	ug/L	1.0	0.050	1		10/12/15 18:35	75-34-3	
1,2-Dichloroethane	ND	ug/L	1.0	0.12	1		10/12/15 18:35	107-06-2	
1,1-Dichloroethene	ND	ug/L	1.0	0.20	1		10/12/15 18:35	75-35-4	
cis-1,2-Dichloroethene	**2.4**	ug/L	1.0	0.080	1		10/12/15 18:35	156-59-2	
trans-1,2-Dichloroethene	**0.28J**	ug/L	1.0	0.20	1		10/12/15 18:35	156-60-5	
1,2-Dichloropropane	ND	ug/L	1.0	0.16	1		10/12/15 18:35	78-87-5	
cis-1,3-Dichloropropene	ND	ug/L	1.0	0.14	1		10/12/15 18:35	10061-01-5	
trans-1,3-Dichloropropene	ND	ug/L	1.0	0.12	1		10/12/15 18:35	10061-02-6	
Ethylbenzene	ND	ug/L	1.0	0.18	1		10/12/15 18:35	100-41-4	
2-Hexanone	ND	ug/L	10.0	1.2	1		10/12/15 18:35	591-78-6	
Methylene chloride	ND	ug/L	1.0	0.15	1		10/12/15 18:35	75-09-2	
4-Methyl-2-pentanone (MIBK)	ND	ug/L	10.0	0.42	1		10/12/15 18:35	108-10-1	
Styrene	ND	ug/L	1.0	0.12	1		10/12/15 18:35	100-42-5	
1,1,2,2-Tetrachloroethane	ND	ug/L	1.0	0.15	1		10/12/15 18:35	79-34-5	
Tetrachloroethene	ND	ug/L	1.0	0.10	1		10/12/15 18:35	127-18-4	
Toluene	ND	ug/L	1.0	0.17	1		10/12/15 18:35	108-88-3	
1,1,1-Trichloroethane	ND	ug/L	1.0	0.11	1		10/12/15 18:35	71-55-6	
1,1,2-Trichloroethane	ND	ug/L	1.0	0.20	1		10/12/15 18:35	79-00-5	
Trichloroethene	**38.9**	ug/L	1.0	0.17	1		10/12/15 18:35	79-01-6	
Vinyl chloride	ND	ug/L	1.0	0.13	1		10/12/15 18:35	75-01-4	
Xylene (Total)	ND	ug/L	3.0	0.42	1		10/12/15 18:35	1330-20-7	
Surrogates									
4-Bromofluorobenzene (S)	97	%	80-120		1		10/12/15 18:35	460-00-4	
1,2-Dichloroethane-d4 (S)	99	%	80-120		1		10/12/15 18:35	17060-07-0	
Toluene-d8 (S)	100	%	80-120		1		10/12/15 18:35	2037-26-5	
Preservation pH	**3.0**		0.10	0.10	1		10/12/15 18:35		

REPORT OF LABORATORY ANALYSIS

This report shall not be reproduced, except in full,
without the written consent of Pace Analytical Services, Inc..

Pace Analytical Services, Inc.
9608 Loiret Blvd.
Lenexa, KS 66219
(913)599-5665

ANALYTICAL RESULTS

Project: Fort Smith, AR
Pace Project No.: 60204767

Sample: ITMW-15-201510 **Lab ID: 60204767020** Collected: 10/08/15 11:30 Received: 10/09/15 17:37 Matrix: Water

Parameters	Results	Units	Report Limit	MDL	DF	Prepared	Analyzed	CAS No.	Qual
2320B Alkalinity	Analytical Method: SM 2320B								
Alkalinity,Bicarbonate (CaCO3)	**117**	mg/L	20.0	2.0	1		10/14/15 15:34		
Alkalinity, Carbonate (CaCO3)	ND	mg/L	20.0	2.0	1		10/14/15 15:34		
Alkalinity, Total as CaCO3	**117**	mg/L	20.0	2.0	1		10/14/15 15:34		
Iron, Ferric (Calculation)	Analytical Method: SM 3500-Fe B#4								
Iron, Ferric	ND	mg/L	0.20		1		10/15/15 00:00	7439-89-6	
4500H+ pH, Electrometric	Analytical Method: SM 4500-H+B								
pH at 25 Degrees C	**5.8**	Std. Units	0.10	0.10	1		10/08/15 20:00		H6
4500S2D Sulfide, Total	Analytical Method: SM 4500-S-2 D								
Sulfide, Total	ND	mg/L	0.050	0.012	1		10/13/15 08:19	18496-25-8	
300.0 IC Anions 28 Days	Analytical Method: EPA 300.0								
Chloride	**89.5**	mg/L	10.0	5.0	10		10/15/15 18:09	16887-00-6	
Sulfate	**1280**	mg/L	100	23.7	100		10/15/15 18:25	14808-79-8	
350.1 Ammonia	Analytical Method: EPA 350.1								
Nitrogen, Ammonia	**0.12**	mg/L	0.10	0.046	1		10/14/15 14:25	7664-41-7	M1
353.2 Nitrogen, NO2/NO3 unpres	Analytical Method: EPA 353.2								
Nitrogen, Nitrate	**1.6**	mg/L	0.10	0.014	1		10/10/15 09:07		
Nitrogen, Nitrite	ND	mg/L	0.10	0.023	1		10/10/15 09:07		
Nitrogen, NO2 plus NO3	**1.6**	mg/L	0.10	0.014	1		10/10/15 09:07		
365.4 Total Phosphorus	Analytical Method: EPA 365.4								
Phosphorus as PO4	ND	mg/L	0.31		1		10/16/15 07:07		
Total Carbon Dioxide Calc	Analytical Method: SM 4500-CO2 D								
Carbon Dioxide Calculation	**458**	mg/L	20.0	20.0	1		10/19/15 00:00		
5310C TOC	Analytical Method: SM 5310C								
Total Organic Carbon	ND	mg/L	1.0	0.46	1		10/15/15 11:39	7440-44-0	

REPORT OF LABORATORY ANALYSIS

This report shall not be reproduced, except in full,
without the written consent of Pace Analytical Services, Inc..

Pace Analytical Services, Inc.
9608 Loiret Blvd.
Lenexa, KS 66219
(913)599-5665

ANALYTICAL RESULTS

Project: Fort Smith, AR
Pace Project No.: 60204767

Sample: ITMW-7-201510 **Lab ID: 60204767021** Collected: 10/08/15 11:20 Received: 10/09/15 17:37 Matrix: Water

Parameters	Results	Units	Report Limit	MDL	DF	Prepared	Analyzed	CAS No.	Qual
Alcohol by Direct Inject GCFID	Analytical Method: EPA 8015 - Alcohol								
2-Chloroethanol	ND	ug/L	10000	1980	1		10/14/15 01:27	107-07-3	
6010 MET ICP	Analytical Method: EPA 6010 Preparation Method: EPA 3010								
Iron	**11.0J**	ug/L	50.0	9.0	1	10/12/15 15:45	10/13/15 17:01	7439-89-6	
Manganese	**63.8**	ug/L	5.0	2.4	1	10/12/15 15:45	10/13/15 17:01	7439-96-5	
8260 MSV	Analytical Method: EPA 5030B/8260								
Acetone	ND	ug/L	10.0	1.9	1		10/15/15 11:07	67-64-1	
Benzene	ND	ug/L	1.0	0.060	1		10/15/15 11:07	71-43-2	
Bromodichloromethane	ND	ug/L	1.0	0.19	1		10/15/15 11:07	75-27-4	
Bromoform	ND	ug/L	1.0	0.070	1		10/15/15 11:07	75-25-2	
Bromomethane	ND	ug/L	5.0	0.16	1		10/15/15 11:07	74-83-9	
2-Butanone (MEK)	ND	ug/L	10.0	0.59	1		10/15/15 11:07	78-93-3	
Carbon disulfide	ND	ug/L	5.0	0.12	1		10/15/15 11:07	75-15-0	
Carbon tetrachloride	ND	ug/L	1.0	0.18	1		10/15/15 11:07	56-23-5	
Chlorobenzene	**1.1**	ug/L	1.0	0.21	1		10/15/15 11:07	108-90-7	
Chloroethane	ND	ug/L	1.0	0.15	1		10/15/15 11:07	75-00-3	
Chloroform	ND	ug/L	1.0	0.14	1		10/15/15 11:07	67-66-3	
Chloromethane	ND	ug/L	1.0	0.080	1		10/15/15 11:07	74-87-3	
Dibromochloromethane	ND	ug/L	1.0	0.21	1		10/15/15 11:07	124-48-1	
1,1-Dichloroethane	ND	ug/L	1.0	0.050	1		10/15/15 11:07	75-34-3	
1,2-Dichloroethane	ND	ug/L	1.0	0.12	1		10/15/15 11:07	107-06-2	
1,1-Dichloroethene	ND	ug/L	1.0	0.20	1		10/15/15 11:07	75-35-4	
cis-1,2-Dichloroethene	**8.8**	ug/L	1.0	0.080	1		10/15/15 11:07	156-59-2	
trans-1,2-Dichloroethene	ND	ug/L	1.0	0.20	1		10/15/15 11:07	156-60-5	
1,2-Dichloropropane	ND	ug/L	1.0	0.16	1		10/15/15 11:07	78-87-5	
cis-1,3-Dichloropropene	ND	ug/L	1.0	0.14	1		10/15/15 11:07	10061-01-5	
trans-1,3-Dichloropropene	ND	ug/L	1.0	0.12	1		10/15/15 11:07	10061-02-6	
Ethylbenzene	ND	ug/L	1.0	0.18	1		10/15/15 11:07	100-41-4	
2-Hexanone	ND	ug/L	10.0	1.2	1		10/15/15 11:07	591-78-6	
Methylene chloride	**0.32J**	ug/L	1.0	0.15	1		10/15/15 11:07	75-09-2	B
4-Methyl-2-pentanone (MIBK)	ND	ug/L	10.0	0.42	1		10/15/15 11:07	108-10-1	
Styrene	ND	ug/L	1.0	0.12	1		10/15/15 11:07	100-42-5	
1,1,2,2-Tetrachloroethane	ND	ug/L	1.0	0.15	1		10/15/15 11:07	79-34-5	
Tetrachloroethene	ND	ug/L	1.0	0.10	1		10/15/15 11:07	127-18-4	
Toluene	ND	ug/L	1.0	0.17	1		10/15/15 11:07	108-88-3	
1,1,1-Trichloroethane	ND	ug/L	1.0	0.11	1		10/15/15 11:07	71-55-6	
1,1,2-Trichloroethane	ND	ug/L	1.0	0.20	1		10/15/15 11:07	79-00-5	
Trichloroethene	**27.6**	ug/L	1.0	0.17	1		10/15/15 11:07	79-01-6	
Vinyl chloride	**0.19J**	ug/L	1.0	0.13	1		10/15/15 11:07	75-01-4	
Xylene (Total)	ND	ug/L	3.0	0.42	1		10/15/15 11:07	1330-20-7	
Surrogates									
4-Bromofluorobenzene (S)	100	%	80-120		1		10/15/15 11:07	460-00-4	
1,2-Dichloroethane-d4 (S)	99	%	80-120		1		10/15/15 11:07	17060-07-0	
Toluene-d8 (S)	100	%	80-120		1		10/15/15 11:07	2037-26-5	
Preservation pH	**1.0**		0.10	0.10	1		10/15/15 11:07		

REPORT OF LABORATORY ANALYSIS

This report shall not be reproduced, except in full,
without the written consent of Pace Analytical Services, Inc..

Pace Analytical Services, Inc.
9608 Loiret Blvd.
Lenexa, KS 66219
(913)599-5665

ANALYTICAL RESULTS

Project: Fort Smith, AR
Pace Project No.: 60204767

Sample: ITMW-7-201510 **Lab ID: 60204767021** Collected: 10/08/15 11:20 Received: 10/09/15 17:37 Matrix: Water

Parameters	Results	Units	Report Limit	MDL	DF	Prepared	Analyzed	CAS No.	Qual
2320B Alkalinity	Analytical Method: SM 2320B								
Alkalinity,Bicarbonate (CaCO3)	**12.0J**	mg/L	20.0	2.0	1		10/14/15 15:41		
Alkalinity, Carbonate (CaCO3)	ND	mg/L	20.0	2.0	1		10/14/15 15:41		
Alkalinity, Total as CaCO3	**12.0J**	mg/L	20.0	2.0	1		10/14/15 15:41		
Iron, Ferric (Calculation)	Analytical Method: SM 3500-Fe B#4								
Iron, Ferric	ND	mg/L	0.20		1		10/15/15 00:00	7439-89-6	
4500H+ pH, Electrometric	Analytical Method: SM 4500-H+B								
pH at 25 Degrees C	**5.0**	Std. Units	0.10	0.10	1		10/08/15 20:00		H6
4500S2D Sulfide, Total	Analytical Method: SM 4500-S-2 D								
Sulfide, Total	ND	mg/L	0.050	0.012	1		10/13/15 08:20	18496-25-8	
300.0 IC Anions 28 Days	Analytical Method: EPA 300.0								
Chloride	**249**	mg/L	20.0	10.0	20		10/15/15 19:26	16887-00-6	
Sulfate	**8.7**	mg/L	1.0	0.24	1		10/15/15 19:11	14808-79-8	
350.1 Ammonia	Analytical Method: EPA 350.1								
Nitrogen, Ammonia	**0.35**	mg/L	0.10	0.046	1		10/14/15 14:27	7664-41-7	
353.2 Nitrogen, NO2/NO3 unpres	Analytical Method: EPA 353.2								
Nitrogen, Nitrate	**2.6**	mg/L	0.10	0.014	1		10/10/15 09:06		
Nitrogen, Nitrite	ND	mg/L	0.10	0.023	1		10/10/15 09:06		
Nitrogen, NO2 plus NO3	**2.6**	mg/L	0.10	0.014	1		10/10/15 09:06		
365.4 Total Phosphorus	Analytical Method: EPA 365.4								
Phosphorus as PO4	ND	mg/L	0.31		1		10/16/15 07:08		
Total Carbon Dioxide Calc	Analytical Method: SM 4500-CO2 D								
Carbon Dioxide Calculation	ND	mg/L	20.0	20.0	1		10/19/15 00:00		
5310C TOC	Analytical Method: SM 5310C								
Total Organic Carbon	ND	mg/L	1.0	0.46	1		10/15/15 12:05	7440-44-0	

REPORT OF LABORATORY ANALYSIS

This report shall not be reproduced, except in full,
without the written consent of Pace Analytical Services, Inc..

Pace Analytical Services, Inc.
9608 Loiret Blvd.
Lenexa, KS 66219
(913)599-5665

ANALYTICAL RESULTS

Project: Fort Smith, AR
Pace Project No.: 60204767

Sample: ITMW-21-201510 **Lab ID: 60204767022** Collected: 10/08/15 08:50 Received: 10/09/15 17:37 Matrix: Water

Parameters	Results	Units	Report Limit	MDL	DF	Prepared	Analyzed	CAS No.	Qual
Alcohol by Direct Inject GCFID	Analytical Method: EPA 8015 - Alcohol								
2-Chloroethanol	ND	ug/L	10000	1980	1		10/14/15 01:38	107-07-3	
6010 MET ICP	Analytical Method: EPA 6010 Preparation Method: EPA 3010								
Iron	ND	ug/L	50.0	9.0	1	10/12/15 15:45	10/13/15 17:08	7439-89-6	
Manganese	**721**	ug/L	5.0	2.4	1	10/12/15 15:45	10/13/15 17:08	7439-96-5	
8260 MSV	Analytical Method: EPA 5030B/8260								
Acetone	ND	ug/L	10.0	1.9	1		10/15/15 11:22	67-64-1	
Benzene	ND	ug/L	1.0	0.060	1		10/15/15 11:22	71-43-2	
Bromodichloromethane	ND	ug/L	1.0	0.19	1		10/15/15 11:22	75-27-4	
Bromoform	ND	ug/L	1.0	0.070	1		10/15/15 11:22	75-25-2	
Bromomethane	ND	ug/L	5.0	0.16	1		10/15/15 11:22	74-83-9	
2-Butanone (MEK)	ND	ug/L	10.0	0.59	1		10/15/15 11:22	78-93-3	
Carbon disulfide	ND	ug/L	5.0	0.12	1		10/15/15 11:22	75-15-0	
Carbon tetrachloride	ND	ug/L	1.0	0.18	1		10/15/15 11:22	56-23-5	
Chlorobenzene	ND	ug/L	1.0	0.21	1		10/15/15 11:22	108-90-7	
Chloroethane	ND	ug/L	1.0	0.15	1		10/15/15 11:22	75-00-3	
Chloroform	ND	ug/L	1.0	0.14	1		10/15/15 11:22	67-66-3	
Chloromethane	ND	ug/L	1.0	0.080	1		10/15/15 11:22	74-87-3	
Dibromochloromethane	ND	ug/L	1.0	0.21	1		10/15/15 11:22	124-48-1	
1,1-Dichloroethane	ND	ug/L	1.0	0.050	1		10/15/15 11:22	75-34-3	
1,2-Dichloroethane	ND	ug/L	1.0	0.12	1		10/15/15 11:22	107-06-2	
1,1-Dichloroethene	ND	ug/L	1.0	0.20	1		10/15/15 11:22	75-35-4	
cis-1,2-Dichloroethene	**0.29J**	ug/L	1.0	0.080	1		10/15/15 11:22	156-59-2	
trans-1,2-Dichloroethene	ND	ug/L	1.0	0.20	1		10/15/15 11:22	156-60-5	
1,2-Dichloropropane	ND	ug/L	1.0	0.16	1		10/15/15 11:22	78-87-5	
cis-1,3-Dichloropropene	ND	ug/L	1.0	0.14	1		10/15/15 11:22	10061-01-5	
trans-1,3-Dichloropropene	ND	ug/L	1.0	0.12	1		10/15/15 11:22	10061-02-6	
Ethylbenzene	ND	ug/L	1.0	0.18	1		10/15/15 11:22	100-41-4	
2-Hexanone	ND	ug/L	10.0	1.2	1		10/15/15 11:22	591-78-6	
Methylene chloride	ND	ug/L	1.0	0.15	1		10/15/15 11:22	75-09-2	
4-Methyl-2-pentanone (MIBK)	ND	ug/L	10.0	0.42	1		10/15/15 11:22	108-10-1	
Styrene	ND	ug/L	1.0	0.12	1		10/15/15 11:22	100-42-5	
1,1,2,2-Tetrachloroethane	ND	ug/L	1.0	0.15	1		10/15/15 11:22	79-34-5	
Tetrachloroethene	ND	ug/L	1.0	0.10	1		10/15/15 11:22	127-18-4	
Toluene	ND	ug/L	1.0	0.17	1		10/15/15 11:22	108-88-3	
1,1,1-Trichloroethane	ND	ug/L	1.0	0.11	1		10/15/15 11:22	71-55-6	
1,1,2-Trichloroethane	ND	ug/L	1.0	0.20	1		10/15/15 11:22	79-00-5	
Trichloroethene	**7.2**	ug/L	1.0	0.17	1		10/15/15 11:22	79-01-6	
Vinyl chloride	ND	ug/L	1.0	0.13	1		10/15/15 11:22	75-01-4	
Xylene (Total)	ND	ug/L	3.0	0.42	1		10/15/15 11:22	1330-20-7	
Surrogates									
4-Bromofluorobenzene (S)	99	%	80-120		1		10/15/15 11:22	460-00-4	
1,2-Dichloroethane-d4 (S)	98	%	80-120		1		10/15/15 11:22	17060-07-0	
Toluene-d8 (S)	98	%	80-120		1		10/15/15 11:22	2037-26-5	
Preservation pH	**1.0**		0.10	0.10	1		10/15/15 11:22		

REPORT OF LABORATORY ANALYSIS

This report shall not be reproduced, except in full,
without the written consent of Pace Analytical Services, Inc..

Pace Analytical Services, Inc.
9608 Loiret Blvd.
Lenexa, KS 66219
(913)599-5665

ANALYTICAL RESULTS

Project: Fort Smith, AR
Pace Project No.: 60204767

Sample: ITMW-21-201510 **Lab ID: 60204767022** Collected: 10/08/15 08:50 Received: 10/09/15 17:37 Matrix: Water

Parameters	Results	Units	Report Limit	MDL	DF	Prepared	Analyzed	CAS No.	Qual
2320B Alkalinity	Analytical Method: SM 2320B								
Alkalinity,Bicarbonate (CaCO3)	**11.1J**	mg/L	20.0	2.0	1		10/14/15 15:43		
Alkalinity, Carbonate (CaCO3)	ND	mg/L	20.0	2.0	1		10/14/15 15:43		
Alkalinity, Total as CaCO3	**11.1J**	mg/L	20.0	2.0	1		10/14/15 15:43		
Iron, Ferric (Calculation)	Analytical Method: SM 3500-Fe B#4								
Iron, Ferric	ND	mg/L	0.20		1		10/15/15 00:00	7439-89-6	
4500H+ pH, Electrometric	Analytical Method: SM 4500-H+B								
pH at 25 Degrees C	**4.9**	Std. Units	0.10	0.10	1		10/08/15 20:00		H6
4500S2D Sulfide, Total	Analytical Method: SM 4500-S-2 D								
Sulfide, Total	ND	mg/L	0.050	0.012	1		10/13/15 08:20	18496-25-8	
300.0 IC Anions 28 Days	Analytical Method: EPA 300.0								
Chloride	**728**	mg/L	50.0	25.0	50		10/15/15 19:57	16887-00-6	
Sulfate	**5.4**	mg/L	1.0	0.24	1		10/15/15 19:42	14808-79-8	
350.1 Ammonia	Analytical Method: EPA 350.1								
Nitrogen, Ammonia	ND	mg/L	0.10	0.046	1		10/14/15 14:28	7664-41-7	
353.2 Nitrogen, NO2/NO3 unpres	Analytical Method: EPA 353.2								
Nitrogen, Nitrate	**0.022J**	mg/L	0.10	0.014	1		10/10/15 08:14		M1
Nitrogen, Nitrite	ND	mg/L	0.10	0.023	1		10/10/15 08:14		M1
Nitrogen, NO2 plus NO3	**0.022J**	mg/L	0.10	0.014	1		10/10/15 08:14		M1
365.4 Total Phosphorus	Analytical Method: EPA 365.4								
Phosphorus as PO4	ND	mg/L	0.31		1		10/16/15 07:09		
Total Carbon Dioxide Calc	Analytical Method: SM 4500-CO2 D								
Carbon Dioxide Calculation	ND	mg/L	20.0	20.0	1		10/19/15 00:00		
5310C TOC	Analytical Method: SM 5310C								
Total Organic Carbon	ND	mg/L	1.0	0.46	1		10/15/15 12:18	7440-44-0	

REPORT OF LABORATORY ANALYSIS

This report shall not be reproduced, except in full,
without the written consent of Pace Analytical Services, Inc..

Pace Analytical Services, Inc.
9608 Loiret Blvd.
Lenexa, KS 66219
(913)599-5665

ANALYTICAL RESULTS

Project: Fort Smith, AR
Pace Project No.: 60204767

Sample: IW-77-201510 **Lab ID: 60204767023** Collected: 10/08/15 09:30 Received: 10/09/15 17:37 Matrix: Water

Parameters	Results	Units	Report Limit	MDL	DF	Prepared	Analyzed	CAS No.	Qual
Alcohol by Direct Inject GCFID	Analytical Method: EPA 8015 - Alcohol								
2-Chloroethanol	ND	ug/L	10000	1980	1		10/13/15 19:20	107-07-3	
6010 MET ICP	Analytical Method: EPA 6010 Preparation Method: EPA 3010								
Iron	**210**	ug/L	50.0	9.0	1	10/12/15 15:45	10/13/15 17:10	7439-89-6	
Manganese	**16.1**	ug/L	5.0	2.4	1	10/12/15 15:45	10/13/15 17:10	7439-96-5	
8260 MSV	Analytical Method: EPA 5030B/8260								
Acetone	**18.1**	ug/L	10.0	1.9	1		10/12/15 18:49	67-64-1	L1
Benzene	**0.13J**	ug/L	1.0	0.060	1		10/12/15 18:49	71-43-2	
Bromodichloromethane	ND	ug/L	1.0	0.19	1		10/12/15 18:49	75-27-4	
Bromoform	ND	ug/L	1.0	0.070	1		10/12/15 18:49	75-25-2	
Bromomethane	**3.0J**	ug/L	5.0	0.16	1		10/12/15 18:49	74-83-9	B
2-Butanone (MEK)	ND	ug/L	10.0	0.59	1		10/12/15 18:49	78-93-3	
Carbon disulfide	ND	ug/L	5.0	0.12	1		10/12/15 18:49	75-15-0	
Carbon tetrachloride	ND	ug/L	1.0	0.18	1		10/12/15 18:49	56-23-5	
Chlorobenzene	ND	ug/L	1.0	0.21	1		10/12/15 18:49	108-90-7	
Chloroethane	ND	ug/L	1.0	0.15	1		10/12/15 18:49	75-00-3	
Chloroform	ND	ug/L	1.0	0.14	1		10/12/15 18:49	67-66-3	
Chloromethane	**2.1**	ug/L	1.0	0.080	1		10/12/15 18:49	74-87-3	
Dibromochloromethane	ND	ug/L	1.0	0.21	1		10/12/15 18:49	124-48-1	
1,1-Dichloroethane	ND	ug/L	1.0	0.050	1		10/12/15 18:49	75-34-3	
1,2-Dichloroethane	ND	ug/L	1.0	0.12	1		10/12/15 18:49	107-06-2	
1,1-Dichloroethene	ND	ug/L	1.0	0.20	1		10/12/15 18:49	75-35-4	
cis-1,2-Dichloroethene	**0.54J**	ug/L	1.0	0.080	1		10/12/15 18:49	156-59-2	
trans-1,2-Dichloroethene	ND	ug/L	1.0	0.20	1		10/12/15 18:49	156-60-5	
1,2-Dichloropropane	ND	ug/L	1.0	0.16	1		10/12/15 18:49	78-87-5	
cis-1,3-Dichloropropene	ND	ug/L	1.0	0.14	1		10/12/15 18:49	10061-01-5	
trans-1,3-Dichloropropene	ND	ug/L	1.0	0.12	1		10/12/15 18:49	10061-02-6	
Ethylbenzene	ND	ug/L	1.0	0.18	1		10/12/15 18:49	100-41-4	
2-Hexanone	ND	ug/L	10.0	1.2	1		10/12/15 18:49	591-78-6	
Methylene chloride	ND	ug/L	1.0	0.15	1		10/12/15 18:49	75-09-2	
4-Methyl-2-pentanone (MIBK)	ND	ug/L	10.0	0.42	1		10/12/15 18:49	108-10-1	
Styrene	ND	ug/L	1.0	0.12	1		10/12/15 18:49	100-42-5	
1,1,2,2-Tetrachloroethane	ND	ug/L	1.0	0.15	1		10/12/15 18:49	79-34-5	
Tetrachloroethene	ND	ug/L	1.0	0.10	1		10/12/15 18:49	127-18-4	
Toluene	ND	ug/L	1.0	0.17	1		10/12/15 18:49	108-88-3	
1,1,1-Trichloroethane	ND	ug/L	1.0	0.11	1		10/12/15 18:49	71-55-6	
1,1,2-Trichloroethane	ND	ug/L	1.0	0.20	1		10/12/15 18:49	79-00-5	
Trichloroethene	**24.3**	ug/L	1.0	0.17	1		10/12/15 18:49	79-01-6	
Vinyl chloride	ND	ug/L	1.0	0.13	1		10/12/15 18:49	75-01-4	
Xylene (Total)	ND	ug/L	3.0	0.42	1		10/12/15 18:49	1330-20-7	
Surrogates									
4-Bromofluorobenzene (S)	96	%	80-120		1		10/12/15 18:49	460-00-4	
1,2-Dichloroethane-d4 (S)	102	%	80-120		1		10/12/15 18:49	17060-07-0	
Toluene-d8 (S)	99	%	80-120		1		10/12/15 18:49	2037-26-5	
Preservation pH	**11.0**		0.10	0.10	1		10/12/15 18:49		

REPORT OF LABORATORY ANALYSIS

This report shall not be reproduced, except in full,
without the written consent of Pace Analytical Services, Inc..

Pace Analytical Services, Inc.
9608 Loiret Blvd.
Lenexa, KS 66219
(913)599-5665

ANALYTICAL RESULTS

Project: Fort Smith, AR
Pace Project No.: 60204767

Sample: IW-77-201510 **Lab ID: 60204767023** Collected: 10/08/15 09:30 Received: 10/09/15 17:37 Matrix: Water

Parameters	Results	Units	Report Limit	MDL	DF	Prepared	Analyzed	CAS No.	Qual
2320B Alkalinity	Analytical Method: SM 2320B								
Alkalinity,Bicarbonate (CaCO3)	ND	mg/L	100	10	5		10/15/15 12:05		
Alkalinity, Carbonate (CaCO3)	**884**	mg/L	100	10	5		10/15/15 12:05		
Alkalinity, Total as CaCO3	**3220**	mg/L	100	10	5		10/15/15 12:05		
Iron, Ferric (Calculation)	Analytical Method: SM 3500-Fe B#4								
Iron, Ferric	ND	mg/L	0.20		1		10/15/15 00:00	7439-89-6	
4500H+ pH, Electrometric	Analytical Method: SM 4500-H+B								
pH at 25 Degrees C	**12.7**	Std. Units	0.10	0.10	1		10/08/15 20:00		H6
4500S2D Sulfide, Total	Analytical Method: SM 4500-S-2 D								
Sulfide, Total	ND	mg/L	0.050	0.012	1		10/13/15 08:21	18496-25-8	
300.0 IC Anions 28 Days	Analytical Method: EPA 300.0								
Chloride	**205**	mg/L	20.0	10.0	20		10/15/15 23:33	16887-00-6	
Sulfate	**1070**	mg/L	100	23.7	100		10/16/15 10:20	14808-79-8	
350.1 Ammonia	Analytical Method: EPA 350.1								
Nitrogen, Ammonia	**0.87**	mg/L	0.10	0.046	1		10/14/15 14:30	7664-41-7	
353.2 Nitrogen, NO2/NO3 unpres	Analytical Method: EPA 353.2								
Nitrogen, Nitrate	**2.4**	mg/L	0.10	0.014	1		10/10/15 08:19		
Nitrogen, Nitrite	**0.043J**	mg/L	0.10	0.023	1		10/10/15 08:19		
Nitrogen, NO2 plus NO3	**2.5**	mg/L	0.10	0.014	1		10/10/15 08:19		
365.4 Total Phosphorus	Analytical Method: EPA 365.4								
Phosphorus as PO4	**8.5**	mg/L	0.31		1		10/16/15 07:10		
Total Carbon Dioxide Calc	Analytical Method: SM 4500-CO2 D								
Carbon Dioxide Calculation	**389**	mg/L	20.0	20.0	1		10/19/15 00:00		
5310C TOC	Analytical Method: SM 5310C								
Total Organic Carbon	**5.1**	mg/L	1.0	0.46	1		10/15/15 12:31	7440-44-0	

REPORT OF LABORATORY ANALYSIS

This report shall not be reproduced, except in full,
without the written consent of Pace Analytical Services, Inc..

Pace Analytical Services, Inc.
9608 Loiret Blvd.
Lenexa, KS 66219
(913)599-5665

ANALYTICAL RESULTS

Project: Fort Smith, AR
Pace Project No.: 60204767

Sample: MW-86-201510 **Lab ID: 60204767024** Collected: 10/08/15 16:00 Received: 10/09/15 17:37 Matrix: Water

Parameters	Results	Units	Report Limit	MDL	DF	Prepared	Analyzed	CAS No.	Qual
Alcohol by Direct Inject GCFID	Analytical Method: EPA 8015 - Alcohol								
2-Chloroethanol	ND	ug/L	10000	1980	1		10/14/15 01:49	107-07-3	
6010 MET ICP	Analytical Method: EPA 6010 Preparation Method: EPA 3010								
Iron	**1570**	ug/L	50.0	9.0	1	10/12/15 15:45	10/13/15 17:12	7439-89-6	
Manganese	**1250**	ug/L	5.0	2.4	1	10/12/15 15:45	10/13/15 17:12	7439-96-5	
8260 MSV	Analytical Method: EPA 5030B/8260								
Acetone	**164**	ug/L	10.0	1.9	1		10/15/15 18:14	67-64-1	
Benzene	**0.70J**	ug/L	1.0	0.060	1		10/15/15 18:14	71-43-2	
Bromodichloromethane	**2.6**	ug/L	1.0	0.19	1		10/15/15 18:14	75-27-4	
Bromoform	**0.82J**	ug/L	1.0	0.070	1		10/15/15 18:14	75-25-2	
Bromomethane	**2.8J**	ug/L	5.0	0.16	1		10/15/15 18:14	74-83-9	
2-Butanone (MEK)	**38.4**	ug/L	10.0	0.59	1		10/15/15 18:14	78-93-3	
Carbon disulfide	**10.8**	ug/L	5.0	0.12	1		10/15/15 18:14	75-15-0	
Carbon tetrachloride	**4.4**	ug/L	1.0	0.18	1		10/15/15 18:14	56-23-5	
Chlorobenzene	ND	ug/L	1.0	0.21	1		10/15/15 18:14	108-90-7	
Chloroethane	ND	ug/L	1.0	0.15	1		10/15/15 18:14	75-00-3	
Chloroform	**58.0**	ug/L	1.0	0.14	1		10/15/15 18:14	67-66-3	
Chloromethane	**6.9**	ug/L	1.0	0.080	1		10/15/15 18:14	74-87-3	
Dibromochloromethane	**0.25J**	ug/L	1.0	0.21	1		10/15/15 18:14	124-48-1	
1,1-Dichloroethane	**7.1**	ug/L	1.0	0.050	1		10/15/15 18:14	75-34-3	
1,2-Dichloroethane	**0.98J**	ug/L	1.0	0.12	1		10/15/15 18:14	107-06-2	
1,1-Dichloroethene	**40.4**	ug/L	1.0	0.20	1		10/15/15 18:14	75-35-4	
cis-1,2-Dichloroethene	**1020**	ug/L	1000	80.0	1000		10/12/15 19:18	156-59-2	
trans-1,2-Dichloroethene	**88.5**	ug/L	1.0	0.20	1		10/15/15 18:14	156-60-5	
1,2-Dichloropropane	ND	ug/L	1.0	0.16	1		10/15/15 18:14	78-87-5	
cis-1,3-Dichloropropene	ND	ug/L	1.0	0.14	1		10/15/15 18:14	10061-01-5	
trans-1,3-Dichloropropene	ND	ug/L	1.0	0.12	1		10/15/15 18:14	10061-02-6	
Ethylbenzene	ND	ug/L	1.0	0.18	1		10/15/15 18:14	100-41-4	
2-Hexanone	**5.8J**	ug/L	10.0	1.2	1		10/15/15 18:14	591-78-6	
Methylene chloride	**19.2**	ug/L	1.0	0.15	1		10/15/15 18:14	75-09-2	
4-Methyl-2-pentanone (MIBK)	**3.0J**	ug/L	10.0	0.42	1		10/15/15 18:14	108-10-1	
Styrene	ND	ug/L	1.0	0.12	1		10/15/15 18:14	100-42-5	
1,1,2,2-Tetrachloroethane	**748J**	ug/L	1000	150	1000		10/12/15 19:18	79-34-5	
Tetrachloroethene	**35.2**	ug/L	1.0	0.10	1		10/15/15 18:14	127-18-4	
Toluene	**3.9**	ug/L	1.0	0.17	1		10/15/15 18:14	108-88-3	
1,1,1-Trichloroethane	**918J**	ug/L	1000	110	1000		10/12/15 19:18	71-55-6	
1,1,2-Trichloroethane	**8.9**	ug/L	1.0	0.20	1		10/15/15 18:14	79-00-5	
Trichloroethene	**131000**	ug/L	1000	170	1000		10/12/15 19:18	79-01-6	
Vinyl chloride	**127**	ug/L	1.0	0.13	1		10/15/15 18:14	75-01-4	
Xylene (Total)	ND	ug/L	3.0	0.42	1		10/15/15 18:14	1330-20-7	
Surrogates									
4-Bromofluorobenzene (S)	98	%	80-120		1		10/15/15 18:14	460-00-4	
1,2-Dichloroethane-d4 (S)	101	%	80-120		1		10/15/15 18:14	17060-07-0	
Toluene-d8 (S)	102	%	80-120		1		10/15/15 18:14	2037-26-5	
Preservation pH	**3.0**		0.10	0.10	1		10/15/15 18:14		

REPORT OF LABORATORY ANALYSIS

This report shall not be reproduced, except in full,
without the written consent of Pace Analytical Services, Inc..

Pace Analytical Services, Inc.
9608 Loiret Blvd.
Lenexa, KS 66219
(913)599-5665

ANALYTICAL RESULTS

Project: Fort Smith, AR
Pace Project No.: 60204767

Sample: MW-86-201510 **Lab ID: 60204767024** Collected: 10/08/15 16:00 Received: 10/09/15 17:37 Matrix: Water

Parameters	Results	Units	Report Limit	MDL	DF	Prepared	Analyzed	CAS No.	Qual
2320B Alkalinity	Analytical Method: SM 2320B								
Alkalinity,Bicarbonate (CaCO3)	**298**	mg/L	20.0	2.0	1		10/14/15 16:03		
Alkalinity, Carbonate (CaCO3)	ND	mg/L	20.0	2.0	1		10/14/15 16:03		
Alkalinity, Total as CaCO3	**298**	mg/L	20.0	2.0	1		10/14/15 16:03		
Iron, Ferric (Calculation)	Analytical Method: SM 3500-Fe B#4								
Iron, Ferric	**1.6**	mg/L	0.20		1		10/15/15 00:00	7439-89-6	
4500H+ pH, Electrometric	Analytical Method: SM 4500-H+B								
pH at 25 Degrees C	**6.1**	Std. Units	0.10	0.10	1		10/07/15 00:00		H6
4500S2D Sulfide, Total	Analytical Method: SM 4500-S-2 D								
Sulfide, Total	ND	mg/L	0.050	0.012	1		10/13/15 08:21	18496-25-8	
300.0 IC Anions 28 Days	Analytical Method: EPA 300.0								
Chloride	**515**	mg/L	50.0	25.0	50		10/16/15 11:22	16887-00-6	
Sulfate	**3010**	mg/L	200	47.3	200		10/16/15 11:37	14808-79-8	
350.1 Ammonia	Analytical Method: EPA 350.1								
Nitrogen, Ammonia	**1.2**	mg/L	0.10	0.046	1		10/14/15 14:31	7664-41-7	
353.2 Nitrogen, NO2/NO3 unpres	Analytical Method: EPA 353.2								
Nitrogen, Nitrate	**2.7**	mg/L	0.10	0.014	1		10/10/15 09:23		
Nitrogen, Nitrite	**0.073J**	mg/L	0.10	0.023	1		10/10/15 09:23		
Nitrogen, NO2 plus NO3	**2.8**	mg/L	0.10	0.014	1		10/10/15 09:23		
365.4 Total Phosphorus	Analytical Method: EPA 365.4								
Phosphorus as PO4	ND	mg/L	0.31		1		10/16/15 07:12		
Total Carbon Dioxide Calc	Analytical Method: SM 4500-CO2 D								
Carbon Dioxide Calculation	**693**	mg/L	20.0	20.0	1		10/19/15 00:00		
5310C TOC	Analytical Method: SM 5310C								
Total Organic Carbon	**8.6**	mg/L	1.0	0.46	1		10/15/15 13:23	7440-44-0	

REPORT OF LABORATORY ANALYSIS

This report shall not be reproduced, except in full,
without the written consent of Pace Analytical Services, Inc..

Pace Analytical Services, Inc.
9608 Loiret Blvd.
Lenexa, KS 66219
(913)599-5665

ANALYTICAL RESULTS

Project: Fort Smith, AR
Pace Project No.: 60204767

Sample: TB-23-201510 **Lab ID: 60204767025** Collected: 10/08/15 08:00 Received: 10/09/15 17:37 Matrix: Water

Parameters	Results	Units	Report Limit	MDL	DF	Prepared	Analyzed	CAS No.	Qual
8260 MSV	Analytical Method: EPA 5030B/8260								
Acetone	ND	ug/L	10.0	1.9	1		10/15/15 10:53	67-64-1	
Benzene	ND	ug/L	1.0	0.060	1		10/15/15 10:53	71-43-2	
Bromodichloromethane	ND	ug/L	1.0	0.19	1		10/15/15 10:53	75-27-4	
Bromoform	ND	ug/L	1.0	0.070	1		10/15/15 10:53	75-25-2	
Bromomethane	ND	ug/L	5.0	0.16	1		10/15/15 10:53	74-83-9	
2-Butanone (MEK)	ND	ug/L	10.0	0.59	1		10/15/15 10:53	78-93-3	
Carbon disulfide	ND	ug/L	5.0	0.12	1		10/15/15 10:53	75-15-0	
Carbon tetrachloride	ND	ug/L	1.0	0.18	1		10/15/15 10:53	56-23-5	
Chlorobenzene	ND	ug/L	1.0	0.21	1		10/15/15 10:53	108-90-7	
Chloroethane	ND	ug/L	1.0	0.15	1		10/15/15 10:53	75-00-3	
Chloroform	ND	ug/L	1.0	0.14	1		10/15/15 10:53	67-66-3	
Chloromethane	ND	ug/L	1.0	0.080	1		10/15/15 10:53	74-87-3	
Dibromochloromethane	ND	ug/L	1.0	0.21	1		10/15/15 10:53	124-48-1	
1,1-Dichloroethane	ND	ug/L	1.0	0.050	1		10/15/15 10:53	75-34-3	
1,2-Dichloroethane	ND	ug/L	1.0	0.12	1		10/15/15 10:53	107-06-2	
1,1-Dichloroethene	ND	ug/L	1.0	0.20	1		10/15/15 10:53	75-35-4	
cis-1,2-Dichloroethene	ND	ug/L	1.0	0.080	1		10/15/15 10:53	156-59-2	
trans-1,2-Dichloroethene	ND	ug/L	1.0	0.20	1		10/15/15 10:53	156-60-5	
1,2-Dichloropropane	ND	ug/L	1.0	0.16	1		10/15/15 10:53	78-87-5	
cis-1,3-Dichloropropene	ND	ug/L	1.0	0.14	1		10/15/15 10:53	10061-01-5	
trans-1,3-Dichloropropene	ND	ug/L	1.0	0.12	1		10/15/15 10:53	10061-02-6	
Ethylbenzene	ND	ug/L	1.0	0.18	1		10/15/15 10:53	100-41-4	
2-Hexanone	ND	ug/L	10.0	1.2	1		10/15/15 10:53	591-78-6	
Methylene chloride	ND	ug/L	1.0	0.15	1		10/15/15 10:53	75-09-2	
4-Methyl-2-pentanone (MIBK)	ND	ug/L	10.0	0.42	1		10/15/15 10:53	108-10-1	
Styrene	ND	ug/L	1.0	0.12	1		10/15/15 10:53	100-42-5	
1,1,2,2-Tetrachloroethane	ND	ug/L	1.0	0.15	1		10/15/15 10:53	79-34-5	
Tetrachloroethene	ND	ug/L	1.0	0.10	1		10/15/15 10:53	127-18-4	
Toluene	ND	ug/L	1.0	0.17	1		10/15/15 10:53	108-88-3	
1,1,1-Trichloroethane	ND	ug/L	1.0	0.11	1		10/15/15 10:53	71-55-6	
1,1,2-Trichloroethane	ND	ug/L	1.0	0.20	1		10/15/15 10:53	79-00-5	
Trichloroethene	ND	ug/L	1.0	0.17	1		10/15/15 10:53	79-01-6	
Vinyl chloride	ND	ug/L	1.0	0.13	1		10/15/15 10:53	75-01-4	
Xylene (Total)	ND	ug/L	3.0	0.42	1		10/15/15 10:53	1330-20-7	
Surrogates									
4-Bromofluorobenzene (S)	99	%	80-120		1		10/15/15 10:53	460-00-4	
1,2-Dichloroethane-d4 (S)	100	%	80-120		1		10/15/15 10:53	17060-07-0	
Toluene-d8 (S)	98	%	80-120		1		10/15/15 10:53	2037-26-5	
Preservation pH	**1.0**		0.10	0.10	1		10/15/15 10:53		

REPORT OF LABORATORY ANALYSIS

This report shall not be reproduced, except in full,
without the written consent of Pace Analytical Services, Inc..

Pace Analytical Services, Inc.
9608 Loiret Blvd.
Lenexa, KS 66219
(913)599-5665

ANALYTICAL RESULTS

Project: Fort Smith, AR
Pace Project No.: 60204767

Sample: ITMW-17-201510 **Lab ID: 60204767026** Collected: 10/08/15 09:40 Received: 10/09/15 17:37 Matrix: Water

Parameters	Results	Units	Report Limit	MDL	DF	Prepared	Analyzed	CAS No.	Qual
Alcohol by Direct Inject GCFID	Analytical Method: EPA 8015 - Alcohol								
2-Chloroethanol	ND	ug/L	10000	1980	1		10/14/15 02:00	107-07-3	
6010 MET ICP	Analytical Method: EPA 6010 Preparation Method: EPA 3010								
Iron	**55.8**	ug/L	50.0	9.0	1	10/12/15 15:45	10/13/15 17:15	7439-89-6	
Manganese	**116**	ug/L	5.0	2.4	1	10/12/15 15:45	10/13/15 17:15	7439-96-5	
8260 MSV	Analytical Method: EPA 5030B/8260								
Acetone	ND	ug/L	10.0	1.9	1		10/15/15 17:59	67-64-1	
Benzene	**0.13J**	ug/L	1.0	0.060	1		10/15/15 17:59	71-43-2	
Bromodichloromethane	ND	ug/L	1.0	0.19	1		10/15/15 17:59	75-27-4	
Bromoform	ND	ug/L	1.0	0.070	1		10/15/15 17:59	75-25-2	
Bromomethane	**0.42J**	ug/L	5.0	0.16	1		10/15/15 17:59	74-83-9	
2-Butanone (MEK)	ND	ug/L	10.0	0.59	1		10/15/15 17:59	78-93-3	
Carbon disulfide	**0.13J**	ug/L	5.0	0.12	1		10/15/15 17:59	75-15-0	
Carbon tetrachloride	ND	ug/L	1.0	0.18	1		10/15/15 17:59	56-23-5	
Chlorobenzene	ND	ug/L	1.0	0.21	1		10/15/15 17:59	108-90-7	
Chloroethane	ND	ug/L	1.0	0.15	1		10/15/15 17:59	75-00-3	
Chloroform	**1.8**	ug/L	1.0	0.14	1		10/15/15 17:59	67-66-3	
Chloromethane	**3.2**	ug/L	1.0	0.080	1		10/15/15 17:59	74-87-3	
Dibromochloromethane	ND	ug/L	1.0	0.21	1		10/15/15 17:59	124-48-1	
1,1-Dichloroethane	ND	ug/L	1.0	0.050	1		10/15/15 17:59	75-34-3	
1,2-Dichloroethane	ND	ug/L	1.0	0.12	1		10/15/15 17:59	107-06-2	
1,1-Dichloroethene	**2.3**	ug/L	1.0	0.20	1		10/15/15 17:59	75-35-4	
cis-1,2-Dichloroethene	**77.2**	ug/L	1.0	0.080	1		10/15/15 17:59	156-59-2	
trans-1,2-Dichloroethene	**10.0**	ug/L	1.0	0.20	1		10/15/15 17:59	156-60-5	
1,2-Dichloropropane	ND	ug/L	1.0	0.16	1		10/15/15 17:59	78-87-5	
cis-1,3-Dichloropropene	ND	ug/L	1.0	0.14	1		10/15/15 17:59	10061-01-5	
trans-1,3-Dichloropropene	ND	ug/L	1.0	0.12	1		10/15/15 17:59	10061-02-6	
Ethylbenzene	ND	ug/L	1.0	0.18	1		10/15/15 17:59	100-41-4	
2-Hexanone	ND	ug/L	10.0	1.2	1		10/15/15 17:59	591-78-6	
Methylene chloride	ND	ug/L	1.0	0.15	1		10/15/15 17:59	75-09-2	
4-Methyl-2-pentanone (MIBK)	ND	ug/L	10.0	0.42	1		10/15/15 17:59	108-10-1	
Styrene	ND	ug/L	1.0	0.12	1		10/15/15 17:59	100-42-5	
1,1,2,2-Tetrachloroethane	**0.27J**	ug/L	1.0	0.15	1		10/15/15 17:59	79-34-5	
Tetrachloroethene	**1.3**	ug/L	1.0	0.10	1		10/15/15 17:59	127-18-4	
Toluene	ND	ug/L	1.0	0.17	1		10/15/15 17:59	108-88-3	
1,1,1-Trichloroethane	**0.22J**	ug/L	1.0	0.11	1		10/15/15 17:59	71-55-6	
1,1,2-Trichloroethane	**0.42J**	ug/L	1.0	0.20	1		10/15/15 17:59	79-00-5	
Trichloroethene	**3970**	ug/L	50.0	8.5	50		10/12/15 19:33	79-01-6	
Vinyl chloride	**2.5**	ug/L	1.0	0.13	1		10/15/15 17:59	75-01-4	
Xylene (Total)	ND	ug/L	3.0	0.42	1		10/15/15 17:59	1330-20-7	
Surrogates									
4-Bromofluorobenzene (S)	99	%	80-120		1		10/15/15 17:59	460-00-4	
1,2-Dichloroethane-d4 (S)	98	%	80-120		1		10/15/15 17:59	17060-07-0	
Toluene-d8 (S)	103	%	80-120		1		10/15/15 17:59	2037-26-5	
Preservation pH	**3.0**		0.10	0.10	1		10/15/15 17:59		

REPORT OF LABORATORY ANALYSIS

This report shall not be reproduced, except in full,
without the written consent of Pace Analytical Services, Inc..

Pace Analytical Services, Inc.
9608 Loiret Blvd.
Lenexa, KS 66219
(913)599-5665

ANALYTICAL RESULTS

Project: Fort Smith, AR
Pace Project No.: 60204767

Sample: ITMW-17-201510 **Lab ID: 60204767026** Collected: 10/08/15 09:40 Received: 10/09/15 17:37 Matrix: Water

Parameters	Results	Units	Report Limit	MDL	DF	Prepared	Analyzed	CAS No.	Qual
2320B Alkalinity	Analytical Method: SM 2320B								
Alkalinity,Bicarbonate (CaCO3)	**8.5J**	mg/L	20.0	2.0	1		10/14/15 16:05		
Alkalinity, Carbonate (CaCO3)	ND	mg/L	20.0	2.0	1		10/14/15 16:05		
Alkalinity, Total as CaCO3	**8.5J**	mg/L	20.0	2.0	1		10/14/15 16:05		
Iron, Ferric (Calculation)	Analytical Method: SM 3500-Fe B#4								
Iron, Ferric	ND	mg/L	0.20		1		10/15/15 00:00	7439-89-6	
4500H+ pH, Electrometric	Analytical Method: SM 4500-H+B								
pH at 25 Degrees C	**4.9**	Std. Units	0.10	0.10	1		10/08/15 20:00		H6
4500S2D Sulfide, Total	Analytical Method: SM 4500-S-2 D								
Sulfide, Total	ND	mg/L	0.050	0.012	1		10/13/15 08:22	18496-25-8	
300.0 IC Anions 28 Days	Analytical Method: EPA 300.0								
Chloride	**287**	mg/L	20.0	10.0	20		10/16/15 00:19	16887-00-6	
Sulfate	**144**	mg/L	20.0	4.7	20		10/16/15 00:19	14808-79-8	
350.1 Ammonia	Analytical Method: EPA 350.1								
Nitrogen, Ammonia	ND	mg/L	0.10	0.046	1		10/14/15 14:32	7664-41-7	
353.2 Nitrogen, NO2/NO3 unpres	Analytical Method: EPA 353.2								
Nitrogen, Nitrate	**0.57**	mg/L	0.10	0.014	1		10/10/15 08:21		
Nitrogen, Nitrite	ND	mg/L	0.10	0.023	1		10/10/15 08:21		
Nitrogen, NO2 plus NO3	**0.57**	mg/L	0.10	0.014	1		10/10/15 08:21		
365.4 Total Phosphorus	Analytical Method: EPA 365.4								
Phosphorus as PO4	ND	mg/L	0.31		1		10/16/15 07:13		
Total Carbon Dioxide Calc	Analytical Method: SM 4500-CO2 D								
Carbon Dioxide Calculation	ND	mg/L	20.0	20.0	1		10/19/15 00:00		
5310C TOC	Analytical Method: SM 5310C								
Total Organic Carbon	ND	mg/L	1.0	0.46	1		10/15/15 13:36	7440-44-0	

REPORT OF LABORATORY ANALYSIS

This report shall not be reproduced, except in full,
without the written consent of Pace Analytical Services, Inc..

Pace Analytical Services, Inc.
9608 Loiret Blvd.
Lenexa, KS 66219
(913)599-5665

ANALYTICAL RESULTS

Project: Fort Smith, AR
Pace Project No.: 60204767

Sample: MW-85-201510 **Lab ID: 60204767027** Collected: 10/08/15 11:40 Received: 10/09/15 17:37 Matrix: Water

Parameters	Results	Units	Report Limit	MDL	DF	Prepared	Analyzed	CAS No.	Qual
Alcohol by Direct Inject GCFID	Analytical Method: EPA 8015 - Alcohol								
2-Chloroethanol	ND	ug/L	10000	1980	1		10/14/15 02:11	107-07-3	
6010 MET ICP	Analytical Method: EPA 6010 Preparation Method: EPA 3010								
Iron	**57.9**	ug/L	50.0	9.0	1	10/12/15 15:45	10/13/15 17:17	7439-89-6	
Manganese	**15.0**	ug/L	5.0	2.4	1	10/12/15 15:45	10/13/15 17:17	7439-96-5	
8260 MSV	Analytical Method: EPA 5030B/8260								
Acetone	**70.4**	ug/L	10.0	1.9	1		10/12/15 19:04	67-64-1	L1
Benzene	**0.28J**	ug/L	1.0	0.060	1		10/12/15 19:04	71-43-2	
Bromodichloromethane	**0.35J**	ug/L	1.0	0.19	1		10/12/15 19:04	75-27-4	
Bromoform	**5.3**	ug/L	1.0	0.070	1		10/12/15 19:04	75-25-2	
Bromomethane	**17.9**	ug/L	5.0	0.16	1		10/12/15 19:04	74-83-9	
2-Butanone (MEK)	**6.9J**	ug/L	10.0	0.59	1		10/12/15 19:04	78-93-3	
Carbon disulfide	**0.58J**	ug/L	5.0	0.12	1		10/12/15 19:04	75-15-0	
Carbon tetrachloride	ND	ug/L	1.0	0.18	1		10/12/15 19:04	56-23-5	
Chlorobenzene	ND	ug/L	1.0	0.21	1		10/12/15 19:04	108-90-7	
Chloroethane	ND	ug/L	1.0	0.15	1		10/12/15 19:04	75-00-3	
Chloroform	**19.9**	ug/L	1.0	0.14	1		10/12/15 19:04	67-66-3	
Chloromethane	**13.8**	ug/L	1.0	0.080	1		10/12/15 19:04	74-87-3	
Dibromochloromethane	**0.34J**	ug/L	1.0	0.21	1		10/12/15 19:04	124-48-1	
1,1-Dichloroethane	**1.3**	ug/L	1.0	0.050	1		10/12/15 19:04	75-34-3	
1,2-Dichloroethane	**0.34J**	ug/L	1.0	0.12	1		10/12/15 19:04	107-06-2	
1,1-Dichloroethene	**1.6**	ug/L	1.0	0.20	1		10/12/15 19:04	75-35-4	
cis-1,2-Dichloroethene	**52.6**	ug/L	1.0	0.080	1		10/12/15 19:04	156-59-2	
trans-1,2-Dichloroethene	**8.4**	ug/L	1.0	0.20	1		10/12/15 19:04	156-60-5	
1,2-Dichloropropane	ND	ug/L	1.0	0.16	1		10/12/15 19:04	78-87-5	
cis-1,3-Dichloropropene	ND	ug/L	1.0	0.14	1		10/12/15 19:04	10061-01-5	
trans-1,3-Dichloropropene	ND	ug/L	1.0	0.12	1		10/12/15 19:04	10061-02-6	
Ethylbenzene	ND	ug/L	1.0	0.18	1		10/12/15 19:04	100-41-4	
2-Hexanone	ND	ug/L	10.0	1.2	1		10/12/15 19:04	591-78-6	
Methylene chloride	**28.4**	ug/L	1.0	0.15	1		10/12/15 19:04	75-09-2	
4-Methyl-2-pentanone (MIBK)	**0.52J**	ug/L	10.0	0.42	1		10/12/15 19:04	108-10-1	
Styrene	ND	ug/L	1.0	0.12	1		10/12/15 19:04	100-42-5	
1,1,2,2-Tetrachloroethane	**25.0**	ug/L	1.0	0.15	1		10/12/15 19:04	79-34-5	
Tetrachloroethene	**8.6**	ug/L	1.0	0.10	1		10/12/15 19:04	127-18-4	
Toluene	ND	ug/L	1.0	0.17	1		10/12/15 19:04	108-88-3	
1,1,1-Trichloroethane	**107**	ug/L	1.0	0.11	1		10/12/15 19:04	71-55-6	
1,1,2-Trichloroethane	**2.1**	ug/L	1.0	0.20	1		10/12/15 19:04	79-00-5	
Trichloroethene	**12000**	ug/L	200	34.0	200		10/15/15 15:14	79-01-6	
Vinyl chloride	**1.8**	ug/L	1.0	0.13	1		10/12/15 19:04	75-01-4	
Xylene (Total)	ND	ug/L	3.0	0.42	1		10/12/15 19:04	1330-20-7	
Surrogates									
4-Bromofluorobenzene (S)	97	%	80-120		1		10/12/15 19:04	460-00-4	
1,2-Dichloroethane-d4 (S)	96	%	80-120		1		10/12/15 19:04	17060-07-0	
Toluene-d8 (S)	101	%	80-120		1		10/12/15 19:04	2037-26-5	
Preservation pH	**3.0**		0.10	0.10	1		10/12/15 19:04		

REPORT OF LABORATORY ANALYSIS

This report shall not be reproduced, except in full,
without the written consent of Pace Analytical Services, Inc..

Pace Analytical Services, Inc.
9608 Loiret Blvd.
Lenexa, KS 66219
(913)599-5665

ANALYTICAL RESULTS

Project: Fort Smith, AR
Pace Project No.: 60204767

Sample: MW-85-201510 **Lab ID: 60204767027** Collected: 10/08/15 11:40 Received: 10/09/15 17:37 Matrix: Water

Parameters	Results	Units	Report Limit	MDL	DF	Prepared	Analyzed	CAS No.	Qual
2320B Alkalinity	Analytical Method: SM 2320B								
Alkalinity,Bicarbonate (CaCO3)	**95.4**	mg/L	20.0	2.0	1		10/14/15 16:17		
Alkalinity, Carbonate (CaCO3)	ND	mg/L	20.0	2.0	1		10/14/15 16:17		
Alkalinity, Total as CaCO3	**95.4**	mg/L	20.0	2.0	1		10/14/15 16:17		
Iron, Ferric (Calculation)	Analytical Method: SM 3500-Fe B#4								
Iron, Ferric	ND	mg/L	0.20		1		10/15/15 00:00	7439-89-6	
4500H+ pH, Electrometric	Analytical Method: SM 4500-H+B								
pH at 25 Degrees C	**5.8**	Std. Units	0.10	0.10	1		10/08/15 20:00		H6
4500S2D Sulfide, Total	Analytical Method: SM 4500-S-2 D								
Sulfide, Total	ND	mg/L	0.050	0.012	1		10/13/15 08:22	18496-25-8	
300.0 IC Anions 28 Days	Analytical Method: EPA 300.0								
Chloride	**385**	mg/L	25.0	12.5	25		10/16/15 11:52	16887-00-6	
Sulfate	**1790**	mg/L	200	47.3	200		10/16/15 12:08	14808-79-8	
350.1 Ammonia	Analytical Method: EPA 350.1								
Nitrogen, Ammonia	**0.21**	mg/L	0.10	0.046	1		10/14/15 14:35	7664-41-7	
353.2 Nitrogen, NO2/NO3 unpres	Analytical Method: EPA 353.2								
Nitrogen, Nitrate	**1.1**	mg/L	0.10	0.014	1		10/10/15 09:11		
Nitrogen, Nitrite	ND	mg/L	0.10	0.023	1		10/10/15 09:11		
Nitrogen, NO2 plus NO3	**1.1**	mg/L	0.10	0.014	1		10/10/15 09:11		
365.4 Total Phosphorus	Analytical Method: EPA 365.4								
Phosphorus as PO4	ND	mg/L	0.31		1		10/16/15 07:14		
Total Carbon Dioxide Calc	Analytical Method: SM 4500-CO2 D								
Carbon Dioxide Calculation	**354**	mg/L	20.0	20.0	1		10/19/15 00:00		
5310C TOC	Analytical Method: SM 5310C								
Total Organic Carbon	**2.0**	mg/L	1.0	0.46	1		10/15/15 13:50	7440-44-0	

REPORT OF LABORATORY ANALYSIS

This report shall not be reproduced, except in full,
without the written consent of Pace Analytical Services, Inc..

Pace Analytical Services, Inc.
9608 Loiret Blvd.
Lenexa, KS 66219
(913)599-5665

ANALYTICAL RESULTS

Project: Fort Smith, AR
Pace Project No.: 60204767

Sample: ITMW-18-201510 **Lab ID: 60204767028** Collected: 10/08/15 16:35 Received: 10/09/15 17:37 Matrix: Water

Parameters	Results	Units	Report Limit	MDL	DF	Prepared	Analyzed	CAS No.	Qual
Alcohol by Direct Inject GCFID	Analytical Method: EPA 8015 - Alcohol								
2-Chloroethanol	ND	ug/L	10000	1980	1		10/14/15 02:23	107-07-3	
6010 MET ICP	Analytical Method: EPA 6010 Preparation Method: EPA 3010								
Iron	**35.0J**	ug/L	50.0	9.0	1	10/12/15 15:45	10/13/15 17:20	7439-89-6	
Manganese	**5.0J**	ug/L	5.0	2.4	1	10/12/15 15:45	10/13/15 17:20	7439-96-5	
8260 MSV	Analytical Method: EPA 5030B/8260								
Acetone	**15.5**	ug/L	10.0	1.9	1		10/15/15 11:36	67-64-1	
Benzene	ND	ug/L	1.0	0.060	1		10/15/15 11:36	71-43-2	
Bromodichloromethane	ND	ug/L	1.0	0.19	1		10/15/15 11:36	75-27-4	
Bromoform	**0.86J**	ug/L	1.0	0.070	1		10/15/15 11:36	75-25-2	
Bromomethane	**11.4**	ug/L	5.0	0.16	1		10/15/15 11:36	74-83-9	
2-Butanone (MEK)	ND	ug/L	10.0	0.59	1		10/15/15 11:36	78-93-3	
Carbon disulfide	ND	ug/L	5.0	0.12	1		10/15/15 11:36	75-15-0	
Carbon tetrachloride	ND	ug/L	1.0	0.18	1		10/15/15 11:36	56-23-5	
Chlorobenzene	ND	ug/L	1.0	0.21	1		10/15/15 11:36	108-90-7	
Chloroethane	ND	ug/L	1.0	0.15	1		10/15/15 11:36	75-00-3	
Chloroform	ND	ug/L	1.0	0.14	1		10/15/15 11:36	67-66-3	
Chloromethane	**7.8**	ug/L	1.0	0.080	1		10/15/15 11:36	74-87-3	
Dibromochloromethane	ND	ug/L	1.0	0.21	1		10/15/15 11:36	124-48-1	
1,1-Dichloroethane	ND	ug/L	1.0	0.050	1		10/15/15 11:36	75-34-3	
1,2-Dichloroethane	ND	ug/L	1.0	0.12	1		10/15/15 11:36	107-06-2	
1,1-Dichloroethene	ND	ug/L	1.0	0.20	1		10/15/15 11:36	75-35-4	
cis-1,2-Dichloroethene	**0.40J**	ug/L	1.0	0.080	1		10/15/15 11:36	156-59-2	
trans-1,2-Dichloroethene	ND	ug/L	1.0	0.20	1		10/15/15 11:36	156-60-5	
1,2-Dichloropropane	ND	ug/L	1.0	0.16	1		10/15/15 11:36	78-87-5	
cis-1,3-Dichloropropene	ND	ug/L	1.0	0.14	1		10/15/15 11:36	10061-01-5	
trans-1,3-Dichloropropene	ND	ug/L	1.0	0.12	1		10/15/15 11:36	10061-02-6	
Ethylbenzene	ND	ug/L	1.0	0.18	1		10/15/15 11:36	100-41-4	
2-Hexanone	ND	ug/L	10.0	1.2	1		10/15/15 11:36	591-78-6	
Methylene chloride	**0.48J**	ug/L	1.0	0.15	1		10/15/15 11:36	75-09-2	B
4-Methyl-2-pentanone (MIBK)	ND	ug/L	10.0	0.42	1		10/15/15 11:36	108-10-1	
Styrene	ND	ug/L	1.0	0.12	1		10/15/15 11:36	100-42-5	
1,1,2,2-Tetrachloroethane	ND	ug/L	1.0	0.15	1		10/15/15 11:36	79-34-5	
Tetrachloroethene	ND	ug/L	1.0	0.10	1		10/15/15 11:36	127-18-4	
Toluene	ND	ug/L	1.0	0.17	1		10/15/15 11:36	108-88-3	
1,1,1-Trichloroethane	ND	ug/L	1.0	0.11	1		10/15/15 11:36	71-55-6	
1,1,2-Trichloroethane	ND	ug/L	1.0	0.20	1		10/15/15 11:36	79-00-5	
Trichloroethene	**12.9**	ug/L	1.0	0.17	1		10/15/15 11:36	79-01-6	
Vinyl chloride	ND	ug/L	1.0	0.13	1		10/15/15 11:36	75-01-4	
Xylene (Total)	ND	ug/L	3.0	0.42	1		10/15/15 11:36	1330-20-7	
Surrogates									
4-Bromofluorobenzene (S)	100	%	80-120		1		10/15/15 11:36	460-00-4	
1,2-Dichloroethane-d4 (S)	100	%	80-120		1		10/15/15 11:36	17060-07-0	
Toluene-d8 (S)	100	%	80-120		1		10/15/15 11:36	2037-26-5	
Preservation pH	**1.0**		0.10	0.10	1		10/15/15 11:36		

REPORT OF LABORATORY ANALYSIS

This report shall not be reproduced, except in full,
without the written consent of Pace Analytical Services, Inc..

Pace Analytical Services, Inc.
9608 Loiret Blvd.
Lenexa, KS 66219
(913)599-5665

ANALYTICAL RESULTS

Project: Fort Smith, AR
Pace Project No.: 60204767

Sample: ITMW-18-201510 **Lab ID: 60204767028** Collected: 10/08/15 16:35 Received: 10/09/15 17:37 Matrix: Water

Parameters	Results	Units	Report Limit	MDL	DF	Prepared	Analyzed	CAS No.	Qual
2320B Alkalinity	Analytical Method: SM 2320B								
Alkalinity,Bicarbonate (CaCO3)	**51.0**	mg/L	20.0	2.0	1		10/14/15 16:19		
Alkalinity, Carbonate (CaCO3)	ND	mg/L	20.0	2.0	1		10/14/15 16:19		
Alkalinity, Total as CaCO3	**51.0**	mg/L	20.0	2.0	1		10/14/15 16:19		
Iron, Ferric (Calculation)	Analytical Method: SM 3500-Fe B#4								
Iron, Ferric	ND	mg/L	0.20		1		10/15/15 00:00	7439-89-6	
4500H+ pH, Electrometric	Analytical Method: SM 4500-H+B								
pH at 25 Degrees C	**5.4**	Std. Units	0.10	0.10	1		10/07/15 00:00		H6
4500S2D Sulfide, Total	Analytical Method: SM 4500-S-2 D								
Sulfide, Total	ND	mg/L	0.050	0.012	1		10/13/15 08:22	18496-25-8	
300.0 IC Anions 28 Days	Analytical Method: EPA 300.0								
Chloride	**113**	mg/L	20.0	10.0	20		10/16/15 01:36	16887-00-6	
Sulfate	**1610**	mg/L	200	47.3	200		10/16/15 12:23	14808-79-8	
350.1 Ammonia	Analytical Method: EPA 350.1								
Nitrogen, Ammonia	**0.23**	mg/L	0.10	0.046	1		10/14/15 14:36	7664-41-7	
353.2 Nitrogen, NO2/NO3 unpres	Analytical Method: EPA 353.2								
Nitrogen, Nitrate	**3.4**	mg/L	0.10	0.014	1		10/10/15 09:23		
Nitrogen, Nitrite	ND	mg/L	0.10	0.023	1		10/10/15 09:23		
Nitrogen, NO2 plus NO3	**3.4**	mg/L	0.10	0.014	1		10/10/15 09:23		
365.4 Total Phosphorus	Analytical Method: EPA 365.4								
Phosphorus as PO4	ND	mg/L	0.31		1		10/16/15 07:17		
Total Carbon Dioxide Calc	Analytical Method: SM 4500-CO2 D								
Carbon Dioxide Calculation	**415**	mg/L	20.0	20.0	1		10/19/15 00:00		
5310C TOC	Analytical Method: SM 5310C								
Total Organic Carbon	ND	mg/L	1.0	0.46	1		10/15/15 14:03	7440-44-0	

REPORT OF LABORATORY ANALYSIS

This report shall not be reproduced, except in full,
without the written consent of Pace Analytical Services, Inc..

Pace Analytical Services, Inc.
9608 Loiret Blvd.
Lenexa, KS 66219
(913)599-5665

ANALYTICAL RESULTS

Project: Fort Smith, AR
Pace Project No.: 60204767

Sample: DUP-06-201510 **Lab ID: 60204767029** Collected: 10/08/15 16:35 Received: 10/09/15 17:37 Matrix: Water

Parameters	Results	Units	Report Limit	MDL	DF	Prepared	Analyzed	CAS No.	Qual
8260 MSV	Analytical Method: EPA 5030B/8260								
Acetone	**12.7**	ug/L	10.0	1.9	1		10/15/15 15:29	67-64-1	
Benzene	ND	ug/L	1.0	0.060	1		10/15/15 15:29	71-43-2	
Bromodichloromethane	ND	ug/L	1.0	0.19	1		10/15/15 15:29	75-27-4	
Bromoform	**0.70J**	ug/L	1.0	0.070	1		10/15/15 15:29	75-25-2	
Bromomethane	**13.6**	ug/L	5.0	0.16	1		10/15/15 15:29	74-83-9	
2-Butanone (MEK)	ND	ug/L	10.0	0.59	1		10/15/15 15:29	78-93-3	
Carbon disulfide	ND	ug/L	5.0	0.12	1		10/15/15 15:29	75-15-0	
Carbon tetrachloride	ND	ug/L	1.0	0.18	1		10/15/15 15:29	56-23-5	
Chlorobenzene	ND	ug/L	1.0	0.21	1		10/15/15 15:29	108-90-7	
Chloroethane	ND	ug/L	1.0	0.15	1		10/15/15 15:29	75-00-3	
Chloroform	**0.21J**	ug/L	1.0	0.14	1		10/15/15 15:29	67-66-3	
Chloromethane	**6.2**	ug/L	1.0	0.080	1		10/15/15 15:29	74-87-3	
Dibromochloromethane	ND	ug/L	1.0	0.21	1		10/15/15 15:29	124-48-1	
1,1-Dichloroethane	ND	ug/L	1.0	0.050	1		10/15/15 15:29	75-34-3	
1,2-Dichloroethane	ND	ug/L	1.0	0.12	1		10/15/15 15:29	107-06-2	
1,1-Dichloroethene	ND	ug/L	1.0	0.20	1		10/15/15 15:29	75-35-4	
cis-1,2-Dichloroethene	**0.41J**	ug/L	1.0	0.080	1		10/15/15 15:29	156-59-2	
trans-1,2-Dichloroethene	ND	ug/L	1.0	0.20	1		10/15/15 15:29	156-60-5	
1,2-Dichloropropane	ND	ug/L	1.0	0.16	1		10/15/15 15:29	78-87-5	
cis-1,3-Dichloropropene	ND	ug/L	1.0	0.14	1		10/15/15 15:29	10061-01-5	
trans-1,3-Dichloropropene	ND	ug/L	1.0	0.12	1		10/15/15 15:29	10061-02-6	
Ethylbenzene	ND	ug/L	1.0	0.18	1		10/15/15 15:29	100-41-4	
2-Hexanone	ND	ug/L	10.0	1.2	1		10/15/15 15:29	591-78-6	
Methylene chloride	ND	ug/L	1.0	0.15	1		10/15/15 15:29	75-09-2	
4-Methyl-2-pentanone (MIBK)	ND	ug/L	10.0	0.42	1		10/15/15 15:29	108-10-1	
Styrene	ND	ug/L	1.0	0.12	1		10/15/15 15:29	100-42-5	
1,1,2,2-Tetrachloroethane	ND	ug/L	1.0	0.15	1		10/15/15 15:29	79-34-5	
Tetrachloroethene	ND	ug/L	1.0	0.10	1		10/15/15 15:29	127-18-4	
Toluene	ND	ug/L	1.0	0.17	1		10/15/15 15:29	108-88-3	
1,1,1-Trichloroethane	ND	ug/L	1.0	0.11	1		10/15/15 15:29	71-55-6	
1,1,2-Trichloroethane	ND	ug/L	1.0	0.20	1		10/15/15 15:29	79-00-5	
Trichloroethene	**12.4**	ug/L	1.0	0.17	1		10/15/15 15:29	79-01-6	
Vinyl chloride	ND	ug/L	1.0	0.13	1		10/15/15 15:29	75-01-4	
Xylene (Total)	ND	ug/L	3.0	0.42	1		10/15/15 15:29	1330-20-7	
Surrogates									
4-Bromofluorobenzene (S)	99	%	80-120		1		10/15/15 15:29	460-00-4	
1,2-Dichloroethane-d4 (S)	101	%	80-120		1		10/15/15 15:29	17060-07-0	
Toluene-d8 (S)	103	%	80-120		1		10/15/15 15:29	2037-26-5	
Preservation pH	**3.0**		0.10	0.10	1		10/15/15 15:29		

REPORT OF LABORATORY ANALYSIS

This report shall not be reproduced, except in full,
without the written consent of Pace Analytical Services, Inc..

Pace Analytical Services, Inc.
9608 Loiret Blvd.
Lenexa, KS 66219
(913)599-5665

ANALYTICAL RESULTS

Project: Fort Smith, AR
Pace Project No.: 60204767

Sample: TB-24-201510 **Lab ID: 60204767030** Collected: 10/08/15 08:00 Received: 10/09/15 17:37 Matrix: Water

Parameters	Results	Units	Report Limit	MDL	DF	Prepared	Analyzed	CAS No.	Qual
8260 MSV	Analytical Method: EPA 5030B/8260								
Acetone	ND	ug/L	10.0	1.9	1		10/15/15 20:59	67-64-1	
Benzene	ND	ug/L	1.0	0.060	1		10/15/15 20:59	71-43-2	
Bromodichloromethane	ND	ug/L	1.0	0.19	1		10/15/15 20:59	75-27-4	
Bromoform	ND	ug/L	1.0	0.070	1		10/15/15 20:59	75-25-2	
Bromomethane	ND	ug/L	5.0	0.16	1		10/15/15 20:59	74-83-9	
2-Butanone (MEK)	ND	ug/L	10.0	0.59	1		10/15/15 20:59	78-93-3	
Carbon disulfide	ND	ug/L	5.0	0.12	1		10/15/15 20:59	75-15-0	
Carbon tetrachloride	ND	ug/L	1.0	0.18	1		10/15/15 20:59	56-23-5	
Chlorobenzene	ND	ug/L	1.0	0.21	1		10/15/15 20:59	108-90-7	
Chloroethane	ND	ug/L	1.0	0.15	1		10/15/15 20:59	75-00-3	
Chloroform	ND	ug/L	1.0	0.14	1		10/15/15 20:59	67-66-3	
Chloromethane	ND	ug/L	1.0	0.080	1		10/15/15 20:59	74-87-3	
Dibromochloromethane	ND	ug/L	1.0	0.21	1		10/15/15 20:59	124-48-1	
1,1-Dichloroethane	ND	ug/L	1.0	0.050	1		10/15/15 20:59	75-34-3	
1,2-Dichloroethane	ND	ug/L	1.0	0.12	1		10/15/15 20:59	107-06-2	
1,1-Dichloroethene	ND	ug/L	1.0	0.20	1		10/15/15 20:59	75-35-4	
cis-1,2-Dichloroethene	ND	ug/L	1.0	0.080	1		10/15/15 20:59	156-59-2	
trans-1,2-Dichloroethene	ND	ug/L	1.0	0.20	1		10/15/15 20:59	156-60-5	
1,2-Dichloropropane	ND	ug/L	1.0	0.16	1		10/15/15 20:59	78-87-5	
cis-1,3-Dichloropropene	ND	ug/L	1.0	0.14	1		10/15/15 20:59	10061-01-5	
trans-1,3-Dichloropropene	ND	ug/L	1.0	0.12	1		10/15/15 20:59	10061-02-6	
Ethylbenzene	ND	ug/L	1.0	0.18	1		10/15/15 20:59	100-41-4	
2-Hexanone	ND	ug/L	10.0	1.2	1		10/15/15 20:59	591-78-6	
Methylene chloride	**0.31J**	ug/L	1.0	0.15	1		10/15/15 20:59	75-09-2	B
4-Methyl-2-pentanone (MIBK)	ND	ug/L	10.0	0.42	1		10/15/15 20:59	108-10-1	
Styrene	ND	ug/L	1.0	0.12	1		10/15/15 20:59	100-42-5	
1,1,2,2-Tetrachloroethane	ND	ug/L	1.0	0.15	1		10/15/15 20:59	79-34-5	
Tetrachloroethene	ND	ug/L	1.0	0.10	1		10/15/15 20:59	127-18-4	
Toluene	ND	ug/L	1.0	0.17	1		10/15/15 20:59	108-88-3	
1,1,1-Trichloroethane	ND	ug/L	1.0	0.11	1		10/15/15 20:59	71-55-6	
1,1,2-Trichloroethane	ND	ug/L	1.0	0.20	1		10/15/15 20:59	79-00-5	
Trichloroethene	ND	ug/L	1.0	0.17	1		10/15/15 20:59	79-01-6	
Vinyl chloride	ND	ug/L	1.0	0.13	1		10/15/15 20:59	75-01-4	
Xylene (Total)	ND	ug/L	3.0	0.42	1		10/15/15 20:59	1330-20-7	
Surrogates									
4-Bromofluorobenzene (S)	98	%	80-120		1		10/15/15 20:59	460-00-4	
1,2-Dichloroethane-d4 (S)	94	%	80-120		1		10/15/15 20:59	17060-07-0	
Toluene-d8 (S)	100	%	80-120		1		10/15/15 20:59	2037-26-5	
Preservation pH	**1.0**		0.10	0.10	1		10/15/15 20:59		

REPORT OF LABORATORY ANALYSIS

This report shall not be reproduced, except in full,
without the written consent of Pace Analytical Services, Inc..

Pace Analytical Services, Inc.
9608 Loiret Blvd.
Lenexa, KS 66219
(913)599-5665

ANALYTICAL RESULTS

Project: Fort Smith, AR
Pace Project No.: 60204767

Sample: MW-34R-201510 **Lab ID: 60204767031** Collected: 10/08/15 16:45 Received: 10/09/15 17:37 Matrix: Water

Parameters	Results	Units	Report Limit	MDL	DF	Prepared	Analyzed	CAS No.	Qual
Alcohol by Direct Inject GCFID	Analytical Method: EPA 8015 - Alcohol								
2-Chloroethanol	ND	ug/L	10000	1980	1		10/14/15 02:34	107-07-3	
6010 MET ICP	Analytical Method: EPA 6010 Preparation Method: EPA 3010								
Iron	**5500**	ug/L	50.0	9.0	1	10/12/15 15:45	10/13/15 17:26	7439-89-6	
Manganese	**4090**	ug/L	5.0	2.4	1	10/12/15 15:45	10/13/15 17:26	7439-96-5	
8260 MSV	Analytical Method: EPA 5030B/8260								
Acetone	**15.6**	ug/L	10.0	1.9	1		10/15/15 15:44	67-64-1	
Benzene	**0.22J**	ug/L	1.0	0.060	1		10/15/15 15:44	71-43-2	
Bromodichloromethane	ND	ug/L	1.0	0.19	1		10/15/15 15:44	75-27-4	
Bromoform	**10.8**	ug/L	1.0	0.070	1		10/15/15 15:44	75-25-2	
Bromomethane	**1.5J**	ug/L	5.0	0.16	1		10/15/15 15:44	74-83-9	
2-Butanone (MEK)	**1.1J**	ug/L	10.0	0.59	1		10/15/15 15:44	78-93-3	
Carbon disulfide	**8.4**	ug/L	5.0	0.12	1		10/15/15 15:44	75-15-0	
Carbon tetrachloride	ND	ug/L	1.0	0.18	1		10/15/15 15:44	56-23-5	
Chlorobenzene	ND	ug/L	1.0	0.21	1		10/15/15 15:44	108-90-7	
Chloroethane	ND	ug/L	1.0	0.15	1		10/15/15 15:44	75-00-3	
Chloroform	**0.20J**	ug/L	1.0	0.14	1		10/15/15 15:44	67-66-3	
Chloromethane	**1.9**	ug/L	1.0	0.080	1		10/15/15 15:44	74-87-3	
Dibromochloromethane	**0.60J**	ug/L	1.0	0.21	1		10/15/15 15:44	124-48-1	
1,1-Dichloroethane	ND	ug/L	1.0	0.050	1		10/15/15 15:44	75-34-3	
1,2-Dichloroethane	ND	ug/L	1.0	0.12	1		10/15/15 15:44	107-06-2	
1,1-Dichloroethene	ND	ug/L	1.0	0.20	1		10/15/15 15:44	75-35-4	
cis-1,2-Dichloroethene	**0.16J**	ug/L	1.0	0.080	1		10/15/15 15:44	156-59-2	
trans-1,2-Dichloroethene	ND	ug/L	1.0	0.20	1		10/15/15 15:44	156-60-5	
1,2-Dichloropropane	ND	ug/L	1.0	0.16	1		10/15/15 15:44	78-87-5	
cis-1,3-Dichloropropene	ND	ug/L	1.0	0.14	1		10/15/15 15:44	10061-01-5	
trans-1,3-Dichloropropene	ND	ug/L	1.0	0.12	1		10/15/15 15:44	10061-02-6	
Ethylbenzene	ND	ug/L	1.0	0.18	1		10/15/15 15:44	100-41-4	
2-Hexanone	ND	ug/L	10.0	1.2	1		10/15/15 15:44	591-78-6	
Methylene chloride	ND	ug/L	1.0	0.15	1		10/15/15 15:44	75-09-2	
4-Methyl-2-pentanone (MIBK)	ND	ug/L	10.0	0.42	1		10/15/15 15:44	108-10-1	
Styrene	ND	ug/L	1.0	0.12	1		10/15/15 15:44	100-42-5	
1,1,2,2-Tetrachloroethane	ND	ug/L	1.0	0.15	1		10/15/15 15:44	79-34-5	
Tetrachloroethene	ND	ug/L	1.0	0.10	1		10/15/15 15:44	127-18-4	
Toluene	ND	ug/L	1.0	0.17	1		10/15/15 15:44	108-88-3	
1,1,1-Trichloroethane	ND	ug/L	1.0	0.11	1		10/15/15 15:44	71-55-6	
1,1,2-Trichloroethane	ND	ug/L	1.0	0.20	1		10/15/15 15:44	79-00-5	
Trichloroethene	**4.5**	ug/L	1.0	0.17	1		10/15/15 15:44	79-01-6	
Vinyl chloride	ND	ug/L	1.0	0.13	1		10/15/15 15:44	75-01-4	
Xylene (Total)	ND	ug/L	3.0	0.42	1		10/15/15 15:44	1330-20-7	
Surrogates									
4-Bromofluorobenzene (S)	101	%	80-120		1		10/15/15 15:44	460-00-4	
1,2-Dichloroethane-d4 (S)	100	%	80-120		1		10/15/15 15:44	17060-07-0	
Toluene-d8 (S)	104	%	80-120		1		10/15/15 15:44	2037-26-5	
Preservation pH	**3.0**		0.10	0.10	1		10/15/15 15:44		

REPORT OF LABORATORY ANALYSIS

This report shall not be reproduced, except in full,
without the written consent of Pace Analytical Services, Inc..

Pace Analytical Services, Inc.
9608 Loiret Blvd.
Lenexa, KS 66219
(913)599-5665

ANALYTICAL RESULTS

Project: Fort Smith, AR
Pace Project No.: 60204767

Sample: MW-34R-201510 **Lab ID: 60204767031** Collected: 10/08/15 16:45 Received: 10/09/15 17:37 Matrix: Water

Parameters	Results	Units	Report Limit	MDL	DF	Prepared	Analyzed	CAS No.	Qual
2320B Alkalinity	Analytical Method: SM 2320B								
Alkalinity,Bicarbonate (CaCO3)	**16.5J**	mg/L	20.0	2.0	1		10/14/15 16:24		
Alkalinity, Carbonate (CaCO3)	ND	mg/L	20.0	2.0	1		10/14/15 16:24		
Alkalinity, Total as CaCO3	**16.5J**	mg/L	20.0	2.0	1		10/14/15 16:24		
Iron, Ferric (Calculation)	Analytical Method: SM 3500-Fe B#4								
Iron, Ferric	**5.5**	mg/L	0.20		1		10/15/15 00:00	7439-89-6	
4500H+ pH, Electrometric	Analytical Method: SM 4500-H+B								
pH at 25 Degrees C	**5.1**	Std. Units	0.10	0.10	1		10/07/15 00:00		H6
4500S2D Sulfide, Total	Analytical Method: SM 4500-S-2 D								
Sulfide, Total	ND	mg/L	0.050	0.012	1		10/13/15 08:23	18496-25-8	
300.0 IC Anions 28 Days	Analytical Method: EPA 300.0								
Chloride	**205**	mg/L	20.0	10.0	20		10/16/15 01:52	16887-00-6	
Sulfate	**288**	mg/L	20.0	4.7	20		10/16/15 01:52	14808-79-8	
350.1 Ammonia	Analytical Method: EPA 350.1								
Nitrogen, Ammonia	ND	mg/L	0.10	0.046	1		10/14/15 14:38	7664-41-7	
353.2 Nitrogen, NO2/NO3 unpres	Analytical Method: EPA 353.2								
Nitrogen, Nitrate	**0.25**	mg/L	0.10	0.014	1		10/10/15 09:24		
Nitrogen, Nitrite	ND	mg/L	0.10	0.023	1		10/10/15 09:24		
Nitrogen, NO2 plus NO3	**0.25**	mg/L	0.10	0.014	1		10/10/15 09:24		
365.4 Total Phosphorus	Analytical Method: EPA 365.4								
Phosphorus as PO4	ND	mg/L	0.31		1		10/16/15 07:18		
Total Carbon Dioxide Calc	Analytical Method: SM 4500-CO2 D								
Carbon Dioxide Calculation	ND	mg/L	20.0	20.0	1		10/19/15 00:00		
5310C TOC	Analytical Method: SM 5310C								
Total Organic Carbon	**0.50J**	mg/L	1.0	0.46	1		10/15/15 14:16	7440-44-0	

REPORT OF LABORATORY ANALYSIS

This report shall not be reproduced, except in full,
without the written consent of Pace Analytical Services, Inc..

Pace Analytical Services, Inc.
9608 Loiret Blvd.
Lenexa, KS 66219
(913)599-5665

ANALYTICAL RESULTS

Project: Fort Smith, AR
Pace Project No.: 60204767

Sample: EB-07-201510 **Lab ID: 60204767032** Collected: 10/08/15 17:50 Received: 10/09/15 17:37 Matrix: Water

Parameters	Results	Units	Report Limit	MDL	DF	Prepared	Analyzed	CAS No.	Qual
8260 MSV	Analytical Method: EPA 5030B/8260								
Acetone	**5.2J**	ug/L	10.0	1.9	1		10/15/15 21:28	67-64-1	
Benzene	ND	ug/L	1.0	0.060	1		10/15/15 21:28	71-43-2	
Bromodichloromethane	ND	ug/L	1.0	0.19	1		10/15/15 21:28	75-27-4	
Bromoform	ND	ug/L	1.0	0.070	1		10/15/15 21:28	75-25-2	
Bromomethane	ND	ug/L	5.0	0.16	1		10/15/15 21:28	74-83-9	
2-Butanone (MEK)	ND	ug/L	10.0	0.59	1		10/15/15 21:28	78-93-3	
Carbon disulfide	ND	ug/L	5.0	0.12	1		10/15/15 21:28	75-15-0	
Carbon tetrachloride	ND	ug/L	1.0	0.18	1		10/15/15 21:28	56-23-5	
Chlorobenzene	ND	ug/L	1.0	0.21	1		10/15/15 21:28	108-90-7	
Chloroethane	ND	ug/L	1.0	0.15	1		10/15/15 21:28	75-00-3	
Chloroform	ND	ug/L	1.0	0.14	1		10/15/15 21:28	67-66-3	
Chloromethane	ND	ug/L	1.0	0.080	1		10/15/15 21:28	74-87-3	
Dibromochloromethane	ND	ug/L	1.0	0.21	1		10/15/15 21:28	124-48-1	
1,1-Dichloroethane	ND	ug/L	1.0	0.050	1		10/15/15 21:28	75-34-3	
1,2-Dichloroethane	ND	ug/L	1.0	0.12	1		10/15/15 21:28	107-06-2	
1,1-Dichloroethene	ND	ug/L	1.0	0.20	1		10/15/15 21:28	75-35-4	
cis-1,2-Dichloroethene	ND	ug/L	1.0	0.080	1		10/15/15 21:28	156-59-2	
trans-1,2-Dichloroethene	ND	ug/L	1.0	0.20	1		10/15/15 21:28	156-60-5	
1,2-Dichloropropane	ND	ug/L	1.0	0.16	1		10/15/15 21:28	78-87-5	
cis-1,3-Dichloropropene	ND	ug/L	1.0	0.14	1		10/15/15 21:28	10061-01-5	
trans-1,3-Dichloropropene	ND	ug/L	1.0	0.12	1		10/15/15 21:28	10061-02-6	
Ethylbenzene	ND	ug/L	1.0	0.18	1		10/15/15 21:28	100-41-4	
2-Hexanone	ND	ug/L	10.0	1.2	1		10/15/15 21:28	591-78-6	
Methylene chloride	**0.24J**	ug/L	1.0	0.15	1		10/15/15 21:28	75-09-2	B
4-Methyl-2-pentanone (MIBK)	ND	ug/L	10.0	0.42	1		10/15/15 21:28	108-10-1	
Styrene	ND	ug/L	1.0	0.12	1		10/15/15 21:28	100-42-5	
1,1,2,2-Tetrachloroethane	ND	ug/L	1.0	0.15	1		10/15/15 21:28	79-34-5	
Tetrachloroethene	ND	ug/L	1.0	0.10	1		10/15/15 21:28	127-18-4	
Toluene	ND	ug/L	1.0	0.17	1		10/15/15 21:28	108-88-3	
1,1,1-Trichloroethane	ND	ug/L	1.0	0.11	1		10/15/15 21:28	71-55-6	
1,1,2-Trichloroethane	ND	ug/L	1.0	0.20	1		10/15/15 21:28	79-00-5	
Trichloroethene	ND	ug/L	1.0	0.17	1		10/15/15 21:28	79-01-6	
Vinyl chloride	ND	ug/L	1.0	0.13	1		10/15/15 21:28	75-01-4	
Xylene (Total)	ND	ug/L	3.0	0.42	1		10/15/15 21:28	1330-20-7	
Surrogates									
4-Bromofluorobenzene (S)	99	%	80-120		1		10/15/15 21:28	460-00-4	
1,2-Dichloroethane-d4 (S)	97	%	80-120		1		10/15/15 21:28	17060-07-0	
Toluene-d8 (S)	100	%	80-120		1		10/15/15 21:28	2037-26-5	
Preservation pH	**1.0**		0.10	0.10	1		10/15/15 21:28		

REPORT OF LABORATORY ANALYSIS

This report shall not be reproduced, except in full,
without the written consent of Pace Analytical Services, Inc..

Pace Analytical Services, Inc.
9608 Loiret Blvd.
Lenexa, KS 66219
(913)599-5665

ANALYTICAL RESULTS

Project: Fort Smith, AR
Pace Project No.: 60204767

Sample: MW-92-201510 **Lab ID: 60204767033** Collected: 10/08/15 08:53 Received: 10/09/15 17:37 Matrix: Water

Parameters	Results	Units	Report Limit	MDL	DF	Prepared	Analyzed	CAS No.	Qual
Alcohol by Direct Inject GCFID	Analytical Method: EPA 8015 - Alcohol								
2-Chloroethanol	ND	ug/L	10000	1980	1		10/14/15 02:45	107-07-3	
6010 MET ICP	Analytical Method: EPA 6010 Preparation Method: EPA 3010								
Iron	**225**	ug/L	50.0	9.0	1	10/12/15 15:45	10/13/15 17:37	7439-89-6	
Manganese	**119**	ug/L	5.0	2.4	1	10/12/15 15:45	10/13/15 17:37	7439-96-5	
8260 MSV	Analytical Method: EPA 5030B/8260								
Acetone	**3.9J**	ug/L	10.0	1.9	1		10/15/15 16:59	67-64-1	
Benzene	ND	ug/L	1.0	0.060	1		10/15/15 16:59	71-43-2	
Bromodichloromethane	**0.23J**	ug/L	1.0	0.19	1		10/15/15 16:59	75-27-4	
Bromoform	**2.3**	ug/L	1.0	0.070	1		10/15/15 16:59	75-25-2	
Bromomethane	**2.9J**	ug/L	5.0	0.16	1		10/15/15 16:59	74-83-9	
2-Butanone (MEK)	ND	ug/L	10.0	0.59	1		10/15/15 16:59	78-93-3	
Carbon disulfide	**0.43J**	ug/L	5.0	0.12	1		10/15/15 16:59	75-15-0	
Carbon tetrachloride	ND	ug/L	1.0	0.18	1		10/15/15 16:59	56-23-5	
Chlorobenzene	ND	ug/L	1.0	0.21	1		10/15/15 16:59	108-90-7	
Chloroethane	ND	ug/L	1.0	0.15	1		10/15/15 16:59	75-00-3	
Chloroform	**1.0**	ug/L	1.0	0.14	1		10/15/15 16:59	67-66-3	
Chloromethane	**18.5**	ug/L	1.0	0.080	1		10/15/15 16:59	74-87-3	
Dibromochloromethane	ND	ug/L	1.0	0.21	1		10/15/15 16:59	124-48-1	
1,1-Dichloroethane	ND	ug/L	1.0	0.050	1		10/15/15 16:59	75-34-3	
1,2-Dichloroethane	ND	ug/L	1.0	0.12	1		10/15/15 16:59	107-06-2	
1,1-Dichloroethene	**0.45J**	ug/L	1.0	0.20	1		10/15/15 16:59	75-35-4	
cis-1,2-Dichloroethene	**10.8**	ug/L	1.0	0.080	1		10/15/15 16:59	156-59-2	
trans-1,2-Dichloroethene	**1.5**	ug/L	1.0	0.20	1		10/15/15 16:59	156-60-5	
1,2-Dichloropropane	ND	ug/L	1.0	0.16	1		10/15/15 16:59	78-87-5	
cis-1,3-Dichloropropene	ND	ug/L	1.0	0.14	1		10/15/15 16:59	10061-01-5	
trans-1,3-Dichloropropene	ND	ug/L	1.0	0.12	1		10/15/15 16:59	10061-02-6	
Ethylbenzene	ND	ug/L	1.0	0.18	1		10/15/15 16:59	100-41-4	
2-Hexanone	ND	ug/L	10.0	1.2	1		10/15/15 16:59	591-78-6	
Methylene chloride	ND	ug/L	1.0	0.15	1		10/15/15 16:59	75-09-2	
4-Methyl-2-pentanone (MIBK)	ND	ug/L	10.0	0.42	1		10/15/15 16:59	108-10-1	
Styrene	ND	ug/L	1.0	0.12	1		10/15/15 16:59	100-42-5	
1,1,2,2-Tetrachloroethane	ND	ug/L	1.0	0.15	1		10/15/15 16:59	79-34-5	
Tetrachloroethene	**0.54J**	ug/L	1.0	0.10	1		10/15/15 16:59	127-18-4	
Toluene	ND	ug/L	1.0	0.17	1		10/15/15 16:59	108-88-3	
1,1,1-Trichloroethane	**2.0**	ug/L	1.0	0.11	1		10/15/15 16:59	71-55-6	
1,1,2-Trichloroethane	ND	ug/L	1.0	0.20	1		10/15/15 16:59	79-00-5	
Trichloroethene	**1400**	ug/L	20.0	3.4	20		10/15/15 17:14	79-01-6	
Vinyl chloride	**1.4**	ug/L	1.0	0.13	1		10/15/15 16:59	75-01-4	
Xylene (Total)	ND	ug/L	3.0	0.42	1		10/15/15 16:59	1330-20-7	
Surrogates									
4-Bromofluorobenzene (S)	101	%	80-120		1		10/15/15 16:59	460-00-4	
1,2-Dichloroethane-d4 (S)	102	%	80-120		1		10/15/15 16:59	17060-07-0	
Toluene-d8 (S)	104	%	80-120		1		10/15/15 16:59	2037-26-5	
Preservation pH	**3.0**		0.10	0.10	1		10/15/15 16:59		

REPORT OF LABORATORY ANALYSIS

This report shall not be reproduced, except in full,
without the written consent of Pace Analytical Services, Inc..

Pace Analytical Services, Inc.
9608 Loiret Blvd.
Lenexa, KS 66219
(913)599-5665

ANALYTICAL RESULTS

Project: Fort Smith, AR
Pace Project No.: 60204767

Sample: MW-92-201510 **Lab ID: 60204767033** Collected: 10/08/15 08:53 Received: 10/09/15 17:37 Matrix: Water

Parameters	Results	Units	Report Limit	MDL	DF	Prepared	Analyzed	CAS No.	Qual
2320B Alkalinity	Analytical Method: SM 2320B								
Alkalinity,Bicarbonate (CaCO3)	**111**	mg/L	20.0	2.0	1		10/14/15 16:27		
Alkalinity, Carbonate (CaCO3)	ND	mg/L	20.0	2.0	1		10/14/15 16:27		
Alkalinity, Total as CaCO3	**111**	mg/L	20.0	2.0	1		10/14/15 16:27		
Iron, Ferric (Calculation)	Analytical Method: SM 3500-Fe B#4								
Iron, Ferric	**0.22**	mg/L	0.20		1		10/15/15 00:00	7439-89-6	
4500H+ pH, Electrometric	Analytical Method: SM 4500-H+B								
pH at 25 Degrees C	**5.7**	Std. Units	0.10	0.10	1		10/08/15 20:00		H6
4500S2D Sulfide, Total	Analytical Method: SM 4500-S-2 D								
Sulfide, Total	ND	mg/L	0.050	0.012	1		10/13/15 08:24	18496-25-8	
300.0 IC Anions 28 Days	Analytical Method: EPA 300.0								
Chloride	**368**	mg/L	50.0	25.0	50		10/16/15 12:39	16887-00-6	
Sulfate	**577**	mg/L	50.0	11.8	50		10/16/15 12:39	14808-79-8	
350.1 Ammonia	Analytical Method: EPA 350.1								
Nitrogen, Ammonia	**0.089J**	mg/L	0.10	0.046	1		10/14/15 14:39	7664-41-7	
353.2 Nitrogen, NO2/NO3 unpres	Analytical Method: EPA 353.2								
Nitrogen, Nitrate	**2.2**	mg/L	0.10	0.014	1		10/10/15 08:16		
Nitrogen, Nitrite	ND	mg/L	0.10	0.023	1		10/10/15 08:16		
Nitrogen, NO2 plus NO3	**2.2**	mg/L	0.10	0.014	1		10/10/15 08:16		
365.4 Total Phosphorus	Analytical Method: EPA 365.4								
Phosphorus as PO4	ND	mg/L	0.31		1		10/16/15 07:20		
Total Carbon Dioxide Calc	Analytical Method: SM 4500-CO2 D								
Carbon Dioxide Calculation	**500**	mg/L	20.0	20.0	1		10/19/15 00:00		
5310C TOC	Analytical Method: SM 5310C								
Total Organic Carbon	ND	mg/L	1.0	0.46	1		10/15/15 14:29	7440-44-0	

REPORT OF LABORATORY ANALYSIS

This report shall not be reproduced, except in full,
without the written consent of Pace Analytical Services, Inc..

Pace Analytical Services, Inc.
9608 Loiret Blvd.
Lenexa, KS 66219
(913)599-5665

ANALYTICAL RESULTS

Project: Fort Smith, AR
Pace Project No.: 60204767

Sample: MW-94-201510 **Lab ID: 60204767034** Collected: 10/08/15 10:56 Received: 10/09/15 17:37 Matrix: Water

Parameters	Results	Units	Report Limit	MDL	DF	Prepared	Analyzed	CAS No.	Qual
Alcohol by Direct Inject GCFID	Analytical Method: EPA 8015 - Alcohol								
2-Chloroethanol	ND	ug/L	10000	1980	1		10/14/15 02:56	107-07-3	
6010 MET ICP	Analytical Method: EPA 6010 Preparation Method: EPA 3010								
Iron	**70.7**	ug/L	50.0	9.0	1	10/12/15 15:45	10/13/15 17:39	7439-89-6	
Manganese	**114**	ug/L	5.0	2.4	1	10/12/15 15:45	10/13/15 17:39	7439-96-5	
8260 MSV	Analytical Method: EPA 5030B/8260								
Acetone	**13.0**	ug/L	10.0	1.9	1		10/15/15 17:29	67-64-1	
Benzene	ND	ug/L	1.0	0.060	1		10/15/15 17:29	71-43-2	
Bromodichloromethane	ND	ug/L	1.0	0.19	1		10/15/15 17:29	75-27-4	
Bromoform	ND	ug/L	1.0	0.070	1		10/15/15 17:29	75-25-2	
Bromomethane	**8.8**	ug/L	5.0	0.16	1		10/15/15 17:29	74-83-9	
2-Butanone (MEK)	**0.94J**	ug/L	10.0	0.59	1		10/15/15 17:29	78-93-3	
Carbon disulfide	**0.19J**	ug/L	5.0	0.12	1		10/15/15 17:29	75-15-0	
Carbon tetrachloride	ND	ug/L	1.0	0.18	1		10/15/15 17:29	56-23-5	
Chlorobenzene	ND	ug/L	1.0	0.21	1		10/15/15 17:29	108-90-7	
Chloroethane	ND	ug/L	1.0	0.15	1		10/15/15 17:29	75-00-3	
Chloroform	**2.3**	ug/L	1.0	0.14	1		10/15/15 17:29	67-66-3	
Chloromethane	**8.1**	ug/L	1.0	0.080	1		10/15/15 17:29	74-87-3	
Dibromochloromethane	ND	ug/L	1.0	0.21	1		10/15/15 17:29	124-48-1	
1,1-Dichloroethane	**1.6**	ug/L	1.0	0.050	1		10/15/15 17:29	75-34-3	
1,2-Dichloroethane	ND	ug/L	1.0	0.12	1		10/15/15 17:29	107-06-2	
1,1-Dichloroethene	**7.8**	ug/L	1.0	0.20	1		10/15/15 17:29	75-35-4	
cis-1,2-Dichloroethene	**59.5**	ug/L	1.0	0.080	1		10/15/15 17:29	156-59-2	
trans-1,2-Dichloroethene	**9.5**	ug/L	1.0	0.20	1		10/15/15 17:29	156-60-5	
1,2-Dichloropropane	ND	ug/L	1.0	0.16	1		10/15/15 17:29	78-87-5	
cis-1,3-Dichloropropene	ND	ug/L	1.0	0.14	1		10/15/15 17:29	10061-01-5	
trans-1,3-Dichloropropene	ND	ug/L	1.0	0.12	1		10/15/15 17:29	10061-02-6	
Ethylbenzene	ND	ug/L	1.0	0.18	1		10/15/15 17:29	100-41-4	
2-Hexanone	ND	ug/L	10.0	1.2	1		10/15/15 17:29	591-78-6	
Methylene chloride	ND	ug/L	1.0	0.15	1		10/15/15 17:29	75-09-2	
4-Methyl-2-pentanone (MIBK)	ND	ug/L	10.0	0.42	1		10/15/15 17:29	108-10-1	
Styrene	ND	ug/L	1.0	0.12	1		10/15/15 17:29	100-42-5	
1,1,2,2-Tetrachloroethane	**1.6**	ug/L	1.0	0.15	1		10/15/15 17:29	79-34-5	
Tetrachloroethene	**1.0**	ug/L	1.0	0.10	1		10/15/15 17:29	127-18-4	
Toluene	ND	ug/L	1.0	0.17	1		10/15/15 17:29	108-88-3	
1,1,1-Trichloroethane	ND	ug/L	1.0	0.11	1		10/15/15 17:29	71-55-6	
1,1,2-Trichloroethane	**0.50J**	ug/L	1.0	0.20	1		10/15/15 17:29	79-00-5	
Trichloroethene	**1990**	ug/L	200	34.0	200		10/15/15 17:44	79-01-6	
Vinyl chloride	**0.25J**	ug/L	1.0	0.13	1		10/15/15 17:29	75-01-4	
Xylene (Total)	ND	ug/L	3.0	0.42	1		10/15/15 17:29	1330-20-7	
Surrogates									
4-Bromofluorobenzene (S)	100	%	80-120		1		10/15/15 17:29	460-00-4	
1,2-Dichloroethane-d4 (S)	103	%	80-120		1		10/15/15 17:29	17060-07-0	
Toluene-d8 (S)	103	%	80-120		1		10/15/15 17:29	2037-26-5	
Preservation pH	**3.0**		0.10	0.10	1		10/15/15 17:29		

REPORT OF LABORATORY ANALYSIS

This report shall not be reproduced, except in full,
without the written consent of Pace Analytical Services, Inc..

Pace Analytical Services, Inc.
9608 Loiret Blvd.
Lenexa, KS 66219
(913)599-5665

ANALYTICAL RESULTS

Project: Fort Smith, AR
Pace Project No.: 60204767

Sample: MW-94-201510 **Lab ID: 60204767034** Collected: 10/08/15 10:56 Received: 10/09/15 17:37 Matrix: Water

Parameters	Results	Units	Report Limit	MDL	DF	Prepared	Analyzed	CAS No.	Qual
2320B Alkalinity	Analytical Method: SM 2320B								
Alkalinity,Bicarbonate (CaCO3)	**22.2**	mg/L	20.0	2.0	1		10/14/15 16:30		
Alkalinity, Carbonate (CaCO3)	ND	mg/L	20.0	2.0	1		10/14/15 16:30		
Alkalinity, Total as CaCO3	**22.2**	mg/L	20.0	2.0	1		10/14/15 16:30		
Iron, Ferric (Calculation)	Analytical Method: SM 3500-Fe B#4								
Iron, Ferric	ND	mg/L	0.20		1		10/15/15 00:00	7439-89-6	
4500H+ pH, Electrometric	Analytical Method: SM 4500-H+B								
pH at 25 Degrees C	**5.1**	Std. Units	0.10	0.10	1		10/08/15 20:00		H6
4500S2D Sulfide, Total	Analytical Method: SM 4500-S-2 D								
Sulfide, Total	ND	mg/L	0.050	0.012	1		10/13/15 08:24	18496-25-8	
300.0 IC Anions 28 Days	Analytical Method: EPA 300.0								
Chloride	**124**	mg/L	20.0	10.0	20		10/16/15 02:23	16887-00-6	
Sulfate	**420**	mg/L	25.0	5.9	25		10/16/15 12:54	14808-79-8	
350.1 Ammonia	Analytical Method: EPA 350.1								
Nitrogen, Ammonia	ND	mg/L	0.10	0.046	1		10/14/15 14:40	7664-41-7	
353.2 Nitrogen, NO2/NO3 unpres	Analytical Method: EPA 353.2								
Nitrogen, Nitrate	**2.2**	mg/L	0.10	0.014	1		10/10/15 09:04		M1
Nitrogen, Nitrite	ND	mg/L	0.10	0.023	1		10/10/15 09:04		M1
Nitrogen, NO2 plus NO3	**2.2**	mg/L	0.10	0.014	1		10/10/15 09:04		M1
365.4 Total Phosphorus	Analytical Method: EPA 365.4								
Phosphorus as PO4	ND	mg/L	0.31		1		10/16/15 07:22		
Total Carbon Dioxide Calc	Analytical Method: SM 4500-CO2 D								
Carbon Dioxide Calculation	**364**	mg/L	20.0	20.0	1		10/19/15 00:00		
5310C TOC	Analytical Method: SM 5310C								
Total Organic Carbon	**0.49J**	mg/L	1.0	0.46	1		10/15/15 14:42	7440-44-0	

REPORT OF LABORATORY ANALYSIS

This report shall not be reproduced, except in full,
without the written consent of Pace Analytical Services, Inc..

Pace Analytical Services, Inc.
9608 Loiret Blvd.
Lenexa, KS 66219
(913)599-5665

ANALYTICAL RESULTS

Project: Fort Smith, AR
Pace Project No.: 60204767

Sample: MW-93-201510 **Lab ID: 60204767035** Collected: 10/08/15 14:05 Received: 10/09/15 17:37 Matrix: Water

Parameters	Results	Units	Report Limit	MDL	DF	Prepared	Analyzed	CAS No.	Qual
Alcohol by Direct Inject GCFID	Analytical Method: EPA 8015 - Alcohol								
2-Chloroethanol	ND	ug/L	10000	1980	1		10/14/15 03:07	107-07-3	
6010 MET ICP	Analytical Method: EPA 6010 Preparation Method: EPA 3010								
Iron	**113**	ug/L	50.0	9.0	1	10/12/15 15:45	10/13/15 17:42	7439-89-6	
Manganese	**214**	ug/L	5.0	2.4	1	10/12/15 15:45	10/13/15 17:42	7439-96-5	
8260 MSV	Analytical Method: EPA 5030B/8260								
Acetone	ND	ug/L	10.0	1.9	1		10/21/15 14:06	67-64-1	
Benzene	**0.12J**	ug/L	1.0	0.060	1		10/21/15 14:06	71-43-2	
Bromodichloromethane	ND	ug/L	1.0	0.19	1		10/21/15 14:06	75-27-4	
Bromoform	ND	ug/L	1.0	0.070	1		10/21/15 14:06	75-25-2	
Bromomethane	ND	ug/L	5.0	0.16	1		10/21/15 14:06	74-83-9	
2-Butanone (MEK)	ND	ug/L	10.0	0.59	1		10/21/15 14:06	78-93-3	
Carbon disulfide	ND	ug/L	5.0	0.12	1		10/21/15 14:06	75-15-0	
Carbon tetrachloride	**0.31J**	ug/L	1.0	0.18	1		10/21/15 14:06	56-23-5	
Chlorobenzene	ND	ug/L	1.0	0.21	1		10/21/15 14:06	108-90-7	
Chloroethane	ND	ug/L	1.0	0.15	1		10/21/15 14:06	75-00-3	
Chloroform	**4.3**	ug/L	1.0	0.14	1		10/21/15 14:06	67-66-3	
Chloromethane	**0.24J**	ug/L	1.0	0.080	1		10/21/15 14:06	74-87-3	
Dibromochloromethane	ND	ug/L	1.0	0.21	1		10/21/15 14:06	124-48-1	
1,1-Dichloroethane	**0.32J**	ug/L	1.0	0.050	1		10/21/15 14:06	75-34-3	
1,2-Dichloroethane	ND	ug/L	1.0	0.12	1		10/21/15 14:06	107-06-2	
1,1-Dichloroethene	**29.0**	ug/L	1.0	0.20	1		10/21/15 14:06	75-35-4	
cis-1,2-Dichloroethene	**120**	ug/L	1.0	0.080	1		10/21/15 14:06	156-59-2	
trans-1,2-Dichloroethene	**1.8**	ug/L	1.0	0.20	1		10/21/15 14:06	156-60-5	
1,2-Dichloropropane	ND	ug/L	1.0	0.16	1		10/21/15 14:06	78-87-5	
cis-1,3-Dichloropropene	ND	ug/L	1.0	0.14	1		10/21/15 14:06	10061-01-5	
trans-1,3-Dichloropropene	ND	ug/L	1.0	0.12	1		10/21/15 14:06	10061-02-6	
Ethylbenzene	ND	ug/L	1.0	0.18	1		10/21/15 14:06	100-41-4	
2-Hexanone	ND	ug/L	10.0	1.2	1		10/21/15 14:06	591-78-6	
Methylene chloride	**2.2**	ug/L	1.0	0.15	1		10/21/15 14:06	75-09-2	
4-Methyl-2-pentanone (MIBK)	ND	ug/L	10.0	0.42	1		10/21/15 14:06	108-10-1	
Styrene	ND	ug/L	1.0	0.12	1		10/21/15 14:06	100-42-5	
1,1,2,2-Tetrachloroethane	ND	ug/L	1.0	0.15	1		10/21/15 14:06	79-34-5	
Tetrachloroethene	**6.6**	ug/L	1.0	0.10	1		10/21/15 14:06	127-18-4	
Toluene	**0.30J**	ug/L	1.0	0.17	1		10/21/15 14:06	108-88-3	
1,1,1-Trichloroethane	**0.59J**	ug/L	1.0	0.11	1		10/21/15 14:06	71-55-6	
1,1,2-Trichloroethane	**1.3**	ug/L	1.0	0.20	1		10/21/15 14:06	79-00-5	
Trichloroethene	**21100**	ug/L	200	34.0	200		10/15/15 22:40	79-01-6	
Vinyl chloride	**3.3**	ug/L	1.0	0.13	1		10/21/15 14:06	75-01-4	
Xylene (Total)	ND	ug/L	3.0	0.42	1		10/21/15 14:06	1330-20-7	
Surrogates									
4-Bromofluorobenzene (S)	98	%	80-120		1		10/21/15 14:06	460-00-4	
1,2-Dichloroethane-d4 (S)	97	%	80-120		1		10/21/15 14:06	17060-07-0	
Toluene-d8 (S)	105	%	80-120		1		10/21/15 14:06	2037-26-5	
Preservation pH	**1.0**		0.10	0.10	1		10/21/15 14:06		

REPORT OF LABORATORY ANALYSIS

This report shall not be reproduced, except in full,
without the written consent of Pace Analytical Services, Inc..

Pace Analytical Services, Inc.
9608 Loiret Blvd.
Lenexa, KS 66219
(913)599-5665

ANALYTICAL RESULTS

Project: Fort Smith, AR
Pace Project No.: 60204767

Sample: MW-93-201510 **Lab ID: 60204767035** Collected: 10/08/15 14:05 Received: 10/09/15 17:37 Matrix: Water

Parameters	Results	Units	Report Limit	MDL	DF	Prepared	Analyzed	CAS No.	Qual
2320B Alkalinity	Analytical Method: SM 2320B								
Alkalinity,Bicarbonate (CaCO3)	**15.3J**	mg/L	20.0	2.0	1		10/14/15 16:32		
Alkalinity, Carbonate (CaCO3)	ND	mg/L	20.0	2.0	1		10/14/15 16:32		
Alkalinity, Total as CaCO3	**15.3J**	mg/L	20.0	2.0	1		10/14/15 16:32		
Iron, Ferric (Calculation)	Analytical Method: SM 3500-Fe B#4								
Iron, Ferric	ND	mg/L	0.20		1		10/15/15 00:00	7439-89-6	
4500H+ pH, Electrometric	Analytical Method: SM 4500-H+B								
pH at 25 Degrees C	**5.1**	Std. Units	0.10	0.10	1		10/08/15 20:00		H6
4500S2D Sulfide, Total	Analytical Method: SM 4500-S-2 D								
Sulfide, Total	ND	mg/L	0.050	0.012	1		10/13/15 08:24	18496-25-8	
300.0 IC Anions 28 Days	Analytical Method: EPA 300.0								
Chloride	**279**	mg/L	20.0	10.0	20		10/16/15 02:38	16887-00-6	
Sulfate	**2.7**	mg/L	1.0	0.24	1		10/16/15 13:09	14808-79-8	
350.1 Ammonia	Analytical Method: EPA 350.1								
Nitrogen, Ammonia	ND	mg/L	0.10	0.046	1		10/14/15 14:41	7664-41-7	
353.2 Nitrogen, NO2/NO3 unpres	Analytical Method: EPA 353.2								
Nitrogen, Nitrate	**2.5**	mg/L	0.10	0.014	1		10/10/15 09:16		
Nitrogen, Nitrite	ND	mg/L	0.10	0.023	1		10/10/15 09:16		
Nitrogen, NO2 plus NO3	**2.5**	mg/L	0.10	0.014	1		10/10/15 09:16		
365.4 Total Phosphorus	Analytical Method: EPA 365.4								
Phosphorus as PO4	ND	mg/L	0.31		1		10/16/15 07:23		
Total Carbon Dioxide Calc	Analytical Method: SM 4500-CO2 D								
Carbon Dioxide Calculation	ND	mg/L	20.0	20.0	1		10/19/15 00:00		
5310C TOC	Analytical Method: SM 5310C								
Total Organic Carbon	ND	mg/L	1.0	0.46	1		10/15/15 14:55	7440-44-0	

REPORT OF LABORATORY ANALYSIS

This report shall not be reproduced, except in full,
without the written consent of Pace Analytical Services, Inc..

Pace Analytical Services, Inc.
9608 Loiret Blvd.
Lenexa, KS 66219
(913)599-5665

ANALYTICAL RESULTS

Project: Fort Smith, AR
Pace Project No.: 60204767

Sample: MW-95-201510 **Lab ID: 60204767036** Collected: 10/08/15 12:30 Received: 10/09/15 17:37 Matrix: Water

Parameters	Results	Units	Report Limit	MDL	DF	Prepared	Analyzed	CAS No.	Qual
Alcohol by Direct Inject GCFID	Analytical Method: EPA 8015 - Alcohol								
2-Chloroethanol	ND	ug/L	10000	1980	1		10/14/15 03:18	107-07-3	
6010 MET ICP	Analytical Method: EPA 6010 Preparation Method: EPA 3010								
Iron	**220**	ug/L	50.0	9.0	1	10/12/15 15:45	10/13/15 17:44	7439-89-6	
Manganese	**286**	ug/L	5.0	2.4	1	10/12/15 15:45	10/13/15 17:44	7439-96-5	
8260 MSV	Analytical Method: EPA 5030B/8260								
Acetone	ND	ug/L	10.0	1.9	1		10/21/15 14:21	67-64-1	
Benzene	**0.12J**	ug/L	1.0	0.060	1		10/21/15 14:21	71-43-2	
Bromodichloromethane	ND	ug/L	1.0	0.19	1		10/21/15 14:21	75-27-4	
Bromoform	ND	ug/L	1.0	0.070	1		10/21/15 14:21	75-25-2	
Bromomethane	ND	ug/L	5.0	0.16	1		10/21/15 14:21	74-83-9	
2-Butanone (MEK)	ND	ug/L	10.0	0.59	1		10/21/15 14:21	78-93-3	
Carbon disulfide	ND	ug/L	5.0	0.12	1		10/21/15 14:21	75-15-0	
Carbon tetrachloride	**0.32J**	ug/L	1.0	0.18	1		10/21/15 14:21	56-23-5	
Chlorobenzene	ND	ug/L	1.0	0.21	1		10/21/15 14:21	108-90-7	
Chloroethane	ND	ug/L	1.0	0.15	1		10/21/15 14:21	75-00-3	
Chloroform	**5.4**	ug/L	1.0	0.14	1		10/21/15 14:21	67-66-3	
Chloromethane	**0.18J**	ug/L	1.0	0.080	1		10/21/15 14:21	74-87-3	
Dibromochloromethane	ND	ug/L	1.0	0.21	1		10/21/15 14:21	124-48-1	
1,1-Dichloroethane	**0.41J**	ug/L	1.0	0.050	1		10/21/15 14:21	75-34-3	
1,2-Dichloroethane	**0.18J**	ug/L	1.0	0.12	1		10/21/15 14:21	107-06-2	
1,1-Dichloroethene	**42.5**	ug/L	1.0	0.20	1		10/21/15 14:21	75-35-4	
cis-1,2-Dichloroethene	**161**	ug/L	1.0	0.080	1		10/21/15 14:21	156-59-2	
trans-1,2-Dichloroethene	**0.94J**	ug/L	1.0	0.20	1		10/21/15 14:21	156-60-5	
1,2-Dichloropropane	ND	ug/L	1.0	0.16	1		10/21/15 14:21	78-87-5	
cis-1,3-Dichloropropene	ND	ug/L	1.0	0.14	1		10/21/15 14:21	10061-01-5	
trans-1,3-Dichloropropene	ND	ug/L	1.0	0.12	1		10/21/15 14:21	10061-02-6	
Ethylbenzene	ND	ug/L	1.0	0.18	1		10/21/15 14:21	100-41-4	
2-Hexanone	ND	ug/L	10.0	1.2	1		10/21/15 14:21	591-78-6	
Methylene chloride	**2.6**	ug/L	1.0	0.15	1		10/21/15 14:21	75-09-2	
4-Methyl-2-pentanone (MIBK)	ND	ug/L	10.0	0.42	1		10/21/15 14:21	108-10-1	
Styrene	ND	ug/L	1.0	0.12	1		10/21/15 14:21	100-42-5	
1,1,2,2-Tetrachloroethane	ND	ug/L	1.0	0.15	1		10/21/15 14:21	79-34-5	
Tetrachloroethene	**8.2**	ug/L	1.0	0.10	1		10/21/15 14:21	127-18-4	
Toluene	ND	ug/L	1.0	0.17	1		10/21/15 14:21	108-88-3	
1,1,1-Trichloroethane	**0.21J**	ug/L	1.0	0.11	1		10/21/15 14:21	71-55-6	
1,1,2-Trichloroethane	**2.1**	ug/L	1.0	0.20	1		10/21/15 14:21	79-00-5	
Trichloroethene	**26300**	ug/L	200	34.0	200		10/15/15 22:54	79-01-6	
Vinyl chloride	**32.0**	ug/L	1.0	0.13	1		10/21/15 14:21	75-01-4	
Xylene (Total)	ND	ug/L	3.0	0.42	1		10/21/15 14:21	1330-20-7	
Surrogates									
4-Bromofluorobenzene (S)	96	%	80-120		1		10/21/15 14:21	460-00-4	
1,2-Dichloroethane-d4 (S)	99	%	80-120		1		10/21/15 14:21	17060-07-0	
Toluene-d8 (S)	105	%	80-120		1		10/21/15 14:21	2037-26-5	
Preservation pH	**1.0**		0.10	0.10	1		10/21/15 14:21		

REPORT OF LABORATORY ANALYSIS

This report shall not be reproduced, except in full,
without the written consent of Pace Analytical Services, Inc..

Pace Analytical Services, Inc.
9608 Loiret Blvd.
Lenexa, KS 66219
(913)599-5665

ANALYTICAL RESULTS

Project: Fort Smith, AR
Pace Project No.: 60204767

Sample: MW-95-201510 **Lab ID: 60204767036** Collected: 10/08/15 12:30 Received: 10/09/15 17:37 Matrix: Water

Parameters	Results	Units	Report Limit	MDL	DF	Prepared	Analyzed	CAS No.	Qual
2320B Alkalinity	Analytical Method: SM 2320B								
Alkalinity,Bicarbonate (CaCO3)	**24.8**	mg/L	20.0	2.0	1		10/14/15 16:35		
Alkalinity, Carbonate (CaCO3)	ND	mg/L	20.0	2.0	1		10/14/15 16:35		
Alkalinity, Total as CaCO3	**24.8**	mg/L	20.0	2.0	1		10/14/15 16:35		
Iron, Ferric (Calculation)	Analytical Method: SM 3500-Fe B#4								
Iron, Ferric	**0.22**	mg/L	0.20		1		10/15/15 00:00	7439-89-6	
4500H+ pH, Electrometric	Analytical Method: SM 4500-H+B								
pH at 25 Degrees C	**5.3**	Std. Units	0.10	0.10	1		10/08/15 20:00		H6
4500S2D Sulfide, Total	Analytical Method: SM 4500-S-2 D								
Sulfide, Total	ND	mg/L	0.050	0.012	1		10/13/15 08:24	18496-25-8	
300.0 IC Anions 28 Days	Analytical Method: EPA 300.0								
Chloride	**321**	mg/L	20.0	10.0	20		10/16/15 02:53	16887-00-6	
Sulfate	**3.6**	mg/L	1.0	0.24	1		10/16/15 13:25	14808-79-8	
350.1 Ammonia	Analytical Method: EPA 350.1								
Nitrogen, Ammonia	ND	mg/L	0.10	0.046	1		10/14/15 14:42	7664-41-7	
353.2 Nitrogen, NO2/NO3 unpres	Analytical Method: EPA 353.2								
Nitrogen, Nitrate	**1.4**	mg/L	0.10	0.014	1		10/10/15 09:14		
Nitrogen, Nitrite	ND	mg/L	0.10	0.023	1		10/10/15 09:14		
Nitrogen, NO2 plus NO3	**1.4**	mg/L	0.10	0.014	1		10/10/15 09:14		
365.4 Total Phosphorus	Analytical Method: EPA 365.4								
Phosphorus as PO4	ND	mg/L	0.31		1		10/16/15 07:24		
Total Carbon Dioxide Calc	Analytical Method: SM 4500-CO2 D								
Carbon Dioxide Calculation	**282**	mg/L	20.0	20.0	1		10/19/15 00:00		
5310C TOC	Analytical Method: SM 5310C								
Total Organic Carbon	ND	mg/L	1.0	0.46	1		10/15/15 15:08	7440-44-0	

REPORT OF LABORATORY ANALYSIS

This report shall not be reproduced, except in full,
without the written consent of Pace Analytical Services, Inc..

Pace Analytical Services, Inc.
9608 Loiret Blvd.
Lenexa, KS 66219
(913)599-5665

ANALYTICAL RESULTS

Project: Fort Smith, AR
Pace Project No.: 60204767

Sample: EB-06-201510 **Lab ID: 60204767037** Collected: 10/08/15 18:00 Received: 10/09/15 17:37 Matrix: Water

Parameters	Results	Units	Report Limit	MDL	DF	Prepared	Analyzed	CAS No.	Qual
8260 MSV	Analytical Method: EPA 5030B/8260								
Acetone	**2.6J**	ug/L	10.0	1.9	1		10/15/15 21:42	67-64-1	
Benzene	ND	ug/L	1.0	0.060	1		10/15/15 21:42	71-43-2	
Bromodichloromethane	ND	ug/L	1.0	0.19	1		10/15/15 21:42	75-27-4	
Bromoform	ND	ug/L	1.0	0.070	1		10/15/15 21:42	75-25-2	
Bromomethane	ND	ug/L	5.0	0.16	1		10/15/15 21:42	74-83-9	
2-Butanone (MEK)	ND	ug/L	10.0	0.59	1		10/15/15 21:42	78-93-3	
Carbon disulfide	ND	ug/L	5.0	0.12	1		10/15/15 21:42	75-15-0	
Carbon tetrachloride	ND	ug/L	1.0	0.18	1		10/15/15 21:42	56-23-5	
Chlorobenzene	ND	ug/L	1.0	0.21	1		10/15/15 21:42	108-90-7	
Chloroethane	ND	ug/L	1.0	0.15	1		10/15/15 21:42	75-00-3	
Chloroform	ND	ug/L	1.0	0.14	1		10/15/15 21:42	67-66-3	
Chloromethane	ND	ug/L	1.0	0.080	1		10/15/15 21:42	74-87-3	
Dibromochloromethane	ND	ug/L	1.0	0.21	1		10/15/15 21:42	124-48-1	
1,1-Dichloroethane	ND	ug/L	1.0	0.050	1		10/15/15 21:42	75-34-3	
1,2-Dichloroethane	ND	ug/L	1.0	0.12	1		10/15/15 21:42	107-06-2	
1,1-Dichloroethene	ND	ug/L	1.0	0.20	1		10/15/15 21:42	75-35-4	
cis-1,2-Dichloroethene	ND	ug/L	1.0	0.080	1		10/15/15 21:42	156-59-2	
trans-1,2-Dichloroethene	ND	ug/L	1.0	0.20	1		10/15/15 21:42	156-60-5	
1,2-Dichloropropane	ND	ug/L	1.0	0.16	1		10/15/15 21:42	78-87-5	
cis-1,3-Dichloropropene	ND	ug/L	1.0	0.14	1		10/15/15 21:42	10061-01-5	
trans-1,3-Dichloropropene	ND	ug/L	1.0	0.12	1		10/15/15 21:42	10061-02-6	
Ethylbenzene	ND	ug/L	1.0	0.18	1		10/15/15 21:42	100-41-4	
2-Hexanone	ND	ug/L	10.0	1.2	1		10/15/15 21:42	591-78-6	
Methylene chloride	**0.34J**	ug/L	1.0	0.15	1		10/15/15 21:42	75-09-2	B
4-Methyl-2-pentanone (MIBK)	ND	ug/L	10.0	0.42	1		10/15/15 21:42	108-10-1	
Styrene	ND	ug/L	1.0	0.12	1		10/15/15 21:42	100-42-5	
1,1,2,2-Tetrachloroethane	ND	ug/L	1.0	0.15	1		10/15/15 21:42	79-34-5	
Tetrachloroethene	ND	ug/L	1.0	0.10	1		10/15/15 21:42	127-18-4	
Toluene	ND	ug/L	1.0	0.17	1		10/15/15 21:42	108-88-3	
1,1,1-Trichloroethane	ND	ug/L	1.0	0.11	1		10/15/15 21:42	71-55-6	
1,1,2-Trichloroethane	ND	ug/L	1.0	0.20	1		10/15/15 21:42	79-00-5	
Trichloroethene	ND	ug/L	1.0	0.17	1		10/15/15 21:42	79-01-6	
Vinyl chloride	ND	ug/L	1.0	0.13	1		10/15/15 21:42	75-01-4	
Xylene (Total)	ND	ug/L	3.0	0.42	1		10/15/15 21:42	1330-20-7	
Surrogates									
4-Bromofluorobenzene (S)	99	%	80-120		1		10/15/15 21:42	460-00-4	
1,2-Dichloroethane-d4 (S)	99	%	80-120		1		10/15/15 21:42	17060-07-0	
Toluene-d8 (S)	99	%	80-120		1		10/15/15 21:42	2037-26-5	
Preservation pH	**1.0**		0.10	0.10	1		10/15/15 21:42		

REPORT OF LABORATORY ANALYSIS

This report shall not be reproduced, except in full,
without the written consent of Pace Analytical Services, Inc..

Pace Analytical Services, Inc.
9608 Loiret Blvd.
Lenexa, KS 66219
(913)599-5665

ANALYTICAL RESULTS

Project: Fort Smith, AR
Pace Project No.: 60204767

Sample: TB-25-201510 **Lab ID: 60204767038** Collected: 10/08/15 08:00 Received: 10/09/15 17:37 Matrix: Water

Parameters	Results	Units	Report Limit	MDL	DF	Prepared	Analyzed	CAS No.	Qual
8260 MSV	Analytical Method: EPA 5030B/8260								
Acetone	ND	ug/L	10.0	1.9	1		10/15/15 21:14	67-64-1	
Benzene	ND	ug/L	1.0	0.060	1		10/15/15 21:14	71-43-2	
Bromodichloromethane	ND	ug/L	1.0	0.19	1		10/15/15 21:14	75-27-4	
Bromoform	ND	ug/L	1.0	0.070	1		10/15/15 21:14	75-25-2	
Bromomethane	ND	ug/L	5.0	0.16	1		10/15/15 21:14	74-83-9	
2-Butanone (MEK)	ND	ug/L	10.0	0.59	1		10/15/15 21:14	78-93-3	
Carbon disulfide	ND	ug/L	5.0	0.12	1		10/15/15 21:14	75-15-0	
Carbon tetrachloride	ND	ug/L	1.0	0.18	1		10/15/15 21:14	56-23-5	
Chlorobenzene	ND	ug/L	1.0	0.21	1		10/15/15 21:14	108-90-7	
Chloroethane	ND	ug/L	1.0	0.15	1		10/15/15 21:14	75-00-3	
Chloroform	ND	ug/L	1.0	0.14	1		10/15/15 21:14	67-66-3	
Chloromethane	ND	ug/L	1.0	0.080	1		10/15/15 21:14	74-87-3	
Dibromochloromethane	ND	ug/L	1.0	0.21	1		10/15/15 21:14	124-48-1	
1,1-Dichloroethane	ND	ug/L	1.0	0.050	1		10/15/15 21:14	75-34-3	
1,2-Dichloroethane	ND	ug/L	1.0	0.12	1		10/15/15 21:14	107-06-2	
1,1-Dichloroethene	ND	ug/L	1.0	0.20	1		10/15/15 21:14	75-35-4	
cis-1,2-Dichloroethene	ND	ug/L	1.0	0.080	1		10/15/15 21:14	156-59-2	
trans-1,2-Dichloroethene	ND	ug/L	1.0	0.20	1		10/15/15 21:14	156-60-5	
1,2-Dichloropropane	ND	ug/L	1.0	0.16	1		10/15/15 21:14	78-87-5	
cis-1,3-Dichloropropene	ND	ug/L	1.0	0.14	1		10/15/15 21:14	10061-01-5	
trans-1,3-Dichloropropene	ND	ug/L	1.0	0.12	1		10/15/15 21:14	10061-02-6	
Ethylbenzene	ND	ug/L	1.0	0.18	1		10/15/15 21:14	100-41-4	
2-Hexanone	ND	ug/L	10.0	1.2	1		10/15/15 21:14	591-78-6	
Methylene chloride	**0.30J**	ug/L	1.0	0.15	1		10/15/15 21:14	75-09-2	B
4-Methyl-2-pentanone (MIBK)	ND	ug/L	10.0	0.42	1		10/15/15 21:14	108-10-1	
Styrene	ND	ug/L	1.0	0.12	1		10/15/15 21:14	100-42-5	
1,1,2,2-Tetrachloroethane	ND	ug/L	1.0	0.15	1		10/15/15 21:14	79-34-5	
Tetrachloroethene	ND	ug/L	1.0	0.10	1		10/15/15 21:14	127-18-4	
Toluene	ND	ug/L	1.0	0.17	1		10/15/15 21:14	108-88-3	
1,1,1-Trichloroethane	ND	ug/L	1.0	0.11	1		10/15/15 21:14	71-55-6	
1,1,2-Trichloroethane	ND	ug/L	1.0	0.20	1		10/15/15 21:14	79-00-5	
Trichloroethene	ND	ug/L	1.0	0.17	1		10/15/15 21:14	79-01-6	
Vinyl chloride	ND	ug/L	1.0	0.13	1		10/15/15 21:14	75-01-4	
Xylene (Total)	ND	ug/L	3.0	0.42	1		10/15/15 21:14	1330-20-7	
Surrogates									
4-Bromofluorobenzene (S)	99	%	80-120		1		10/15/15 21:14	460-00-4	
1,2-Dichloroethane-d4 (S)	101	%	80-120		1		10/15/15 21:14	17060-07-0	
Toluene-d8 (S)	96	%	80-120		1		10/15/15 21:14	2037-26-5	
Preservation pH	**1.0**		0.10	0.10	1		10/15/15 21:14		

REPORT OF LABORATORY ANALYSIS

This report shall not be reproduced, except in full,
without the written consent of Pace Analytical Services, Inc..

Pace Analytical Services, Inc.
9608 Loiret Blvd.
Lenexa, KS 66219
(913)599-5665

QUALITY CONTROL DATA

Project: Fort Smith, AR
Pace Project No.: 60204767

QC Batch: GCSV/4452 Analysis Method: EPA 8015 - Alcohol
QC Batch Method: EPA 8015 - Alcohol Analysis Description: Alcohol by Direct Inject GCFID
Associated Lab Samples: 60204767001, 60204767003, 60204767004, 60204767005, 60204767006, 60204767008, 60204767009, 60204767010, 60204767013, 60204767014, 60204767015, 60204767017, 60204767020, 60204767021, 60204767022

METHOD BLANK: 170687 Matrix: Water
Associated Lab Samples:

Parameter	Units	Blank Result	Reporting Limit	MDL	Analyzed	Qualifiers
2-Chloroethanol	ug/L	ND	10000	1980	10/12/15 14:12	

LABORATORY CONTROL SAMPLE: 170688

Parameter	Units	Spike Conc.	LCS Result	LCS % Rec	% Rec Limits	Qualifiers
2-Chloroethanol	ug/L	100000	97400	97	40-140	

MATRIX SPIKE & MATRIX SPIKE DUPLICATE: 170689 170690

Parameter	Units	60204563014 Result	MS Spike Conc.	MSD Spike Conc.	MS Result	MSD Result	MS % Rec	MSD % Rec	% Rec Limits	RPD	Max RPD	Qual
2-Chloroethanol	ug/L	ND	100000	100000	97300	97600	97	98	40-140	0	40	

Results presented on this page are in the units indicated by the "Units" column except where an alternate unit is presented to the right of the result.

REPORT OF LABORATORY ANALYSIS

This report shall not be reproduced, except in full,
without the written consent of Pace Analytical Services, Inc..

Pace Analytical Services, Inc.
9608 Loiret Blvd.
Lenexa, KS 66219
(913)599-5665

QUALITY CONTROL DATA

Project: Fort Smith, AR
Pace Project No.: 60204767

QC Batch: GCSV/4461 Analysis Method: EPA 8015 - Alcohol
QC Batch Method: EPA 8015 - Alcohol Analysis Description: Alcohol by Direct Inject GCFID
Associated Lab Samples: 60204767023, 60204767024, 60204767026, 60204767027, 60204767028, 60204767031, 60204767033, 60204767034, 60204767035, 60204767036

METHOD BLANK: 171186 Matrix: Water
Associated Lab Samples:

Parameter	Units	Blank Result	Reporting Limit	MDL	Analyzed	Qualifiers
2-Chloroethanol	ug/L	ND	10000	1980	10/13/15 18:35	

LABORATORY CONTROL SAMPLE: 171187

Parameter	Units	Spike Conc.	LCS Result	LCS % Rec	% Rec Limits	Qualifiers
2-Chloroethanol	ug/L	100000	101000	101	40-140	

MATRIX SPIKE & MATRIX SPIKE DUPLICATE: 171188 171189

Parameter	Units	60204767026 Result	MS Spike Conc.	MSD Spike Conc.	MS Result	MSD Result	MS % Rec	MSD % Rec	% Rec Limits	RPD	Max RPD	Qual
2-Chloroethanol	ug/L	ND	100000	100000	94400	91000	94	91	40-140	4	40	

Results presented on this page are in the units indicated by the "Units" column except where an alternate unit is presented to the right of the result.

REPORT OF LABORATORY ANALYSIS

This report shall not be reproduced, except in full,
without the written consent of Pace Analytical Services, Inc..

Pace Analytical Services, Inc.
9608 Loiret Blvd.
Lenexa, KS 66219
(913)599-5665

QUALITY CONTROL DATA

Project: Fort Smith, AR
Pace Project No.: 60204767

QC Batch: MPRP/33491 Analysis Method: EPA 6010
QC Batch Method: EPA 3010 Analysis Description: 6010 MET
Associated Lab Samples: 60204767001, 60204767003, 60204767004, 60204767005, 60204767006, 60204767008, 60204767009, 60204767010, 60204767013, 60204767014, 60204767015, 60204767017, 60204767020, 60204767021, 60204767022, 60204767023, 60204767024, 60204767026, 60204767027, 60204767028

METHOD BLANK: 1649049 Matrix: Water
Associated Lab Samples: 60204767001, 60204767003, 60204767004, 60204767005, 60204767006, 60204767008, 60204767009, 60204767010, 60204767013, 60204767014, 60204767015, 60204767017, 60204767020, 60204767021, 60204767022, 60204767023, 60204767024, 60204767026, 60204767027, 60204767028

Parameter	Units	Blank Result	Reporting Limit	MDL	Analyzed	Qualifiers
Iron	ug/L	ND	50.0	9.0	10/13/15 16:19	
Manganese	ug/L	ND	5.0	2.4	10/13/15 16:19	

LABORATORY CONTROL SAMPLE: 1649050

Parameter	Units	Spike Conc.	LCS Result	LCS % Rec	% Rec Limits	Qualifiers
Iron	ug/L	10000	9680	97	80-120	
Manganese	ug/L	1000	964	96	80-120	

MATRIX SPIKE & MATRIX SPIKE DUPLICATE: 1649051 1649052

Parameter	Units	60204767001 Result	MS Spike Conc.	MSD Spike Conc.	MS Result	MSD Result	MS % Rec	MSD % Rec	% Rec Limits	RPD	Max RPD	Qual
Iron	ug/L	74000	10000	10000	83500	80900	95	69	75-125	3	20	M1
Manganese	ug/L	20000	1000	1000	21100	20600	114	65	75-125	2	20	M1

Results presented on this page are in the units indicated by the "Units" column except where an alternate unit is presented to the right of the result.

REPORT OF LABORATORY ANALYSIS

This report shall not be reproduced, except in full,
without the written consent of Pace Analytical Services, Inc..

Pace Analytical Services, Inc.
9608 Loiret Blvd.
Lenexa, KS 66219
(913)599-5665

QUALITY CONTROL DATA

Project: Fort Smith, AR
Pace Project No.: 60204767

QC Batch: MPRP/33492 Analysis Method: EPA 6010
QC Batch Method: EPA 3010 Analysis Description: 6010 MET
Associated Lab Samples: 60204767031, 60204767033, 60204767034, 60204767035, 60204767036

METHOD BLANK: 1649053 Matrix: Water
Associated Lab Samples: 60204767031, 60204767033, 60204767034, 60204767035, 60204767036

Parameter	Units	Blank Result	Reporting Limit	MDL	Analyzed	Qualifiers
Iron	ug/L	ND	50.0	9.0	10/13/15 17:24	
Manganese	ug/L	ND	5.0	2.4	10/13/15 17:24	

LABORATORY CONTROL SAMPLE: 1649054

Parameter	Units	Spike Conc.	LCS Result	LCS % Rec	% Rec Limits	Qualifiers
Iron	ug/L	10000	9300	93	80-120	
Manganese	ug/L	1000	984	98	80-120	

MATRIX SPIKE & MATRIX SPIKE DUPLICATE: 1649055 1649056

Parameter	Units	60204767031 Result	MS Spike Conc.	MSD Spike Conc.	MS Result	MSD Result	MS % Rec	MSD % Rec	% Rec Limits	RPD	Max RPD	Qual
Iron	ug/L	5500	10000	10000	14600	14500	91	90	75-125	1	20	
Manganese	ug/L	4090	1000	1000	4990	5000	90	91	75-125	0	20	

Results presented on this page are in the units indicated by the "Units" column except where an alternate unit is presented to the right of the result.

REPORT OF LABORATORY ANALYSIS

This report shall not be reproduced, except in full,
without the written consent of Pace Analytical Services, Inc..

Pace Analytical Services, Inc.
9608 Loiret Blvd.
Lenexa, KS 66219
(913)599-5665

QUALITY CONTROL DATA

Project: Fort Smith, AR
Pace Project No.: 60204767

QC Batch: MSV/72186 Analysis Method: EPA 5030B/8260
QC Batch Method: EPA 5030B/8260 Analysis Description: 8260 MSV Water 10 mL Purge
Associated Lab Samples: 60204767001, 60204767002, 60204767005, 60204767006, 60204767007, 60204767008, 60204767009, 60204767010, 60204767011, 60204767012, 60204767016

METHOD BLANK: 1648882 Matrix: Water
Associated Lab Samples: 60204767001, 60204767002, 60204767005, 60204767006, 60204767007, 60204767008, 60204767009, 60204767010, 60204767011, 60204767012, 60204767016

Parameter	Units	Blank Result	Reporting Limit	MDL	Analyzed	Qualifiers
1,1,1-Trichloroethane	ug/L	ND	1.0	0.11	10/12/15 21:29	
1,1,2,2-Tetrachloroethane	ug/L	ND	1.0	0.15	10/12/15 21:29	
1,1,2-Trichloroethane	ug/L	ND	1.0	0.20	10/12/15 21:29	
1,1-Dichloroethane	ug/L	ND	1.0	0.050	10/12/15 21:29	
1,1-Dichloroethene	ug/L	ND	1.0	0.20	10/12/15 21:29	
1,2-Dichloroethane	ug/L	ND	1.0	0.12	10/12/15 21:29	
1,2-Dichloropropane	ug/L	ND	1.0	0.16	10/12/15 21:29	
2-Butanone (MEK)	ug/L	ND	10.0	0.59	10/12/15 21:29	
2-Hexanone	ug/L	ND	10.0	1.2	10/12/15 21:29	
4-Methyl-2-pentanone (MIBK)	ug/L	ND	10.0	0.42	10/12/15 21:29	
Acetone	ug/L	ND	10.0	1.9	10/12/15 21:29	
Benzene	ug/L	ND	1.0	0.060	10/12/15 21:29	
Bromodichloromethane	ug/L	ND	1.0	0.19	10/12/15 21:29	
Bromoform	ug/L	ND	1.0	0.070	10/12/15 21:29	
Bromomethane	ug/L	ND	5.0	0.16	10/12/15 21:29	
Carbon disulfide	ug/L	ND	5.0	0.12	10/12/15 21:29	
Carbon tetrachloride	ug/L	ND	1.0	0.18	10/12/15 21:29	
Chlorobenzene	ug/L	ND	1.0	0.21	10/12/15 21:29	
Chloroethane	ug/L	ND	1.0	0.15	10/12/15 21:29	
Chloroform	ug/L	ND	1.0	0.14	10/12/15 21:29	
Chloromethane	ug/L	0.080J	1.0	0.080	10/12/15 21:29	
cis-1,2-Dichloroethene	ug/L	ND	1.0	0.080	10/12/15 21:29	
cis-1,3-Dichloropropene	ug/L	ND	1.0	0.14	10/12/15 21:29	
Dibromochloromethane	ug/L	ND	1.0	0.21	10/12/15 21:29	
Ethylbenzene	ug/L	ND	1.0	0.18	10/12/15 21:29	
Methylene chloride	ug/L	ND	1.0	0.15	10/12/15 21:29	
Styrene	ug/L	ND	1.0	0.12	10/12/15 21:29	
Tetrachloroethene	ug/L	ND	1.0	0.10	10/12/15 21:29	
Toluene	ug/L	ND	1.0	0.17	10/12/15 21:29	
trans-1,2-Dichloroethene	ug/L	ND	1.0	0.20	10/12/15 21:29	
trans-1,3-Dichloropropene	ug/L	ND	1.0	0.12	10/12/15 21:29	
Trichloroethene	ug/L	0.37J	1.0	0.17	10/12/15 21:29	
Vinyl chloride	ug/L	ND	1.0	0.13	10/12/15 21:29	
Xylene (Total)	ug/L	ND	3.0	0.42	10/12/15 21:29	
1,2-Dichloroethane-d4 (S)	%	99	80-120		10/12/15 21:29	
4-Bromofluorobenzene (S)	%	100	80-120		10/12/15 21:29	
Toluene-d8 (S)	%	101	80-120		10/12/15 21:29	

Results presented on this page are in the units indicated by the "Units" column except where an alternate unit is presented to the right of the result.

REPORT OF LABORATORY ANALYSIS

This report shall not be reproduced, except in full,
without the written consent of Pace Analytical Services, Inc..

Pace Analytical Services, Inc.
9608 Loiret Blvd.
Lenexa, KS 66219
(913)599-5665

QUALITY CONTROL DATA

Project: Fort Smith, AR
Pace Project No.: 60204767

LABORATORY CONTROL SAMPLE: 1648883

Parameter	Units	Spike Conc.	LCS Result	LCS % Rec	% Rec Limits	Qualifiers
1,1,1-Trichloroethane	ug/L	20	18.3	92	80-120	
1,1,2,2-Tetrachloroethane	ug/L	20	17.0	85	73-121	
1,1,2-Trichloroethane	ug/L	20	18.0	90	80-120	
1,1-Dichloroethane	ug/L	20	18.5	92	80-120	
1,1-Dichloroethene	ug/L	20	18.6	93	80-120	
1,2-Dichloroethane	ug/L	20	17.7	89	81-120	
1,2-Dichloropropane	ug/L	20	18.1	91	80-120	
2-Butanone (MEK)	ug/L	100	110	110	67-122	
2-Hexanone	ug/L	100	110	110	75-121	
4-Methyl-2-pentanone (MIBK)	ug/L	100	92.3	92	76-120	
Acetone	ug/L	100	122	122	72-120	L0
Benzene	ug/L	20	19.0	95	80-120	
Bromodichloromethane	ug/L	20	17.8	89	80-120	
Bromoform	ug/L	20	18.0	90	73-138	
Bromomethane	ug/L	20	24.1	120	38-137	
Carbon disulfide	ug/L	20	20.2	101	71-129	
Carbon tetrachloride	ug/L	20	18.2	91	67-146	
Chlorobenzene	ug/L	20	18.7	93	80-120	
Chloroethane	ug/L	20	18.9	94	76-120	
Chloroform	ug/L	20	16.9	85	80-120	
Chloromethane	ug/L	20	16.5	83	34-165	
cis-1,2-Dichloroethene	ug/L	20	18.0	90	80-120	
cis-1,3-Dichloropropene	ug/L	20	17.7	89	80-120	
Dibromochloromethane	ug/L	20	18.7	93	80-126	
Ethylbenzene	ug/L	20	19.0	95	80-120	
Methylene chloride	ug/L	20	20.1	100	80-120	
Styrene	ug/L	20	19.8	99	80-123	
Tetrachloroethene	ug/L	20	19.1	96	80-123	
Toluene	ug/L	20	18.9	95	80-120	
trans-1,2-Dichloroethene	ug/L	20	17.5	88	80-120	
trans-1,3-Dichloropropene	ug/L	20	18.8	94	80-129	
Trichloroethene	ug/L	20	17.8	89	80-120	
Vinyl chloride	ug/L	20	19.3	96	62-125	
Xylene (Total)	ug/L	60	57.5	96	80-120	
1,2-Dichloroethane-d4 (S)	%			96	80-120	
4-Bromofluorobenzene (S)	%			98	80-120	
Toluene-d8 (S)	%			104	80-120	

Results presented on this page are in the units indicated by the "Units" column except where an alternate unit is presented to the right of the result.

REPORT OF LABORATORY ANALYSIS

This report shall not be reproduced, except in full,
without the written consent of Pace Analytical Services, Inc..

Pace Analytical Services, Inc.
9608 Loiret Blvd.
Lenexa, KS 66219
(913)599-5665

QUALITY CONTROL DATA

Project: Fort Smith, AR
Pace Project No.: 60204767

QC Batch: MSV/72258 Analysis Method: EPA 5030B/8260
QC Batch Method: EPA 5030B/8260 Analysis Description: 8260 MSV Water 10 mL Purge
Associated Lab Samples: 60204767017, 60204767018, 60204767019, 60204767021, 60204767022, 60204767025, 60204767028

METHOD BLANK: 1650919 Matrix: Water
Associated Lab Samples: 60204767017, 60204767018, 60204767019, 60204767021, 60204767022, 60204767025, 60204767028

Parameter	Units	Blank Result	Reporting Limit	MDL	Analyzed	Qualifiers
1,1,1-Trichloroethane	ug/L	ND	1.0	0.11	10/15/15 08:43	
1,1,2,2-Tetrachloroethane	ug/L	ND	1.0	0.15	10/15/15 08:43	
1,1,2-Trichloroethane	ug/L	ND	1.0	0.20	10/15/15 08:43	
1,1-Dichloroethane	ug/L	ND	1.0	0.050	10/15/15 08:43	
1,1-Dichloroethene	ug/L	ND	1.0	0.20	10/15/15 08:43	
1,2-Dichloroethane	ug/L	ND	1.0	0.12	10/15/15 08:43	
1,2-Dichloropropane	ug/L	ND	1.0	0.16	10/15/15 08:43	
2-Butanone (MEK)	ug/L	ND	10.0	0.59	10/15/15 08:43	
2-Hexanone	ug/L	ND	10.0	1.2	10/15/15 08:43	
4-Methyl-2-pentanone (MIBK)	ug/L	ND	10.0	0.42	10/15/15 08:43	
Acetone	ug/L	ND	10.0	1.9	10/15/15 08:43	
Benzene	ug/L	ND	1.0	0.060	10/15/15 08:43	
Bromodichloromethane	ug/L	ND	1.0	0.19	10/15/15 08:43	
Bromoform	ug/L	ND	1.0	0.070	10/15/15 08:43	
Bromomethane	ug/L	ND	5.0	0.16	10/15/15 08:43	
Carbon disulfide	ug/L	ND	5.0	0.12	10/15/15 08:43	
Carbon tetrachloride	ug/L	ND	1.0	0.18	10/15/15 08:43	
Chlorobenzene	ug/L	ND	1.0	0.21	10/15/15 08:43	
Chloroethane	ug/L	ND	1.0	0.15	10/15/15 08:43	
Chloroform	ug/L	ND	1.0	0.14	10/15/15 08:43	
Chloromethane	ug/L	ND	1.0	0.080	10/15/15 08:43	
cis-1,2-Dichloroethene	ug/L	ND	1.0	0.080	10/15/15 08:43	
cis-1,3-Dichloropropene	ug/L	ND	1.0	0.14	10/15/15 08:43	
Dibromochloromethane	ug/L	ND	1.0	0.21	10/15/15 08:43	
Ethylbenzene	ug/L	ND	1.0	0.18	10/15/15 08:43	
Methylene chloride	ug/L	0.27J	1.0	0.15	10/15/15 08:43	
Styrene	ug/L	ND	1.0	0.12	10/15/15 08:43	
Tetrachloroethene	ug/L	ND	1.0	0.10	10/15/15 08:43	
Toluene	ug/L	ND	1.0	0.17	10/15/15 08:43	
trans-1,2-Dichloroethene	ug/L	ND	1.0	0.20	10/15/15 08:43	
trans-1,3-Dichloropropene	ug/L	ND	1.0	0.12	10/15/15 08:43	
Trichloroethene	ug/L	ND	1.0	0.17	10/15/15 08:43	
Vinyl chloride	ug/L	ND	1.0	0.13	10/15/15 08:43	
Xylene (Total)	ug/L	ND	3.0	0.42	10/15/15 08:43	
1,2-Dichloroethane-d4 (S)	%	98	80-120		10/15/15 08:43	
4-Bromofluorobenzene (S)	%	97	80-120		10/15/15 08:43	
Toluene-d8 (S)	%	100	80-120		10/15/15 08:43	

Results presented on this page are in the units indicated by the "Units" column except where an alternate unit is presented to the right of the result.

REPORT OF LABORATORY ANALYSIS

This report shall not be reproduced, except in full,
without the written consent of Pace Analytical Services, Inc..

Pace Analytical Services, Inc.
9608 Loiret Blvd.
Lenexa, KS 66219
(913)599-5665

QUALITY CONTROL DATA

Project: Fort Smith, AR
Pace Project No.: 60204767

LABORATORY CONTROL SAMPLE: 1650920

Parameter	Units	Spike Conc.	LCS Result	LCS % Rec	% Rec Limits	Qualifiers
1,1,1-Trichloroethane	ug/L	20	19.8	99	80-120	
1,1,2,2-Tetrachloroethane	ug/L	20	19.3	96	73-121	
1,1,2-Trichloroethane	ug/L	20	19.2	96	80-120	
1,1-Dichloroethane	ug/L	20	19.7	98	80-120	
1,1-Dichloroethene	ug/L	20	18.2	91	80-120	
1,2-Dichloroethane	ug/L	20	19.5	97	81-120	
1,2-Dichloropropane	ug/L	20	19.9	100	80-120	
2-Butanone (MEK)	ug/L	100	113	113	67-122	
2-Hexanone	ug/L	100	108	108	75-121	
4-Methyl-2-pentanone (MIBK)	ug/L	100	105	105	76-120	
Acetone	ug/L	100	113	113	72-120	
Benzene	ug/L	20	20.4	102	80-120	
Bromodichloromethane	ug/L	20	19.9	100	80-120	
Bromoform	ug/L	20	20.6	103	73-138	
Bromomethane	ug/L	20	21.4	107	38-137	
Carbon disulfide	ug/L	20	21.3	107	71-129	
Carbon tetrachloride	ug/L	20	19.7	98	67-146	
Chlorobenzene	ug/L	20	19.3	96	80-120	
Chloroethane	ug/L	20	19.2	96	76-120	
Chloroform	ug/L	20	19.8	99	80-120	
Chloromethane	ug/L	20	18.7	93	34-165	
cis-1,2-Dichloroethene	ug/L	20	19.1	95	80-120	
cis-1,3-Dichloropropene	ug/L	20	20.1	101	80-120	
Dibromochloromethane	ug/L	20	20.0	100	80-126	
Ethylbenzene	ug/L	20	20.1	100	80-120	
Methylene chloride	ug/L	20	20.2	101	80-120	
Styrene	ug/L	20	20.4	102	80-123	
Tetrachloroethene	ug/L	20	19.3	96	80-123	
Toluene	ug/L	20	20.3	102	80-120	
trans-1,2-Dichloroethene	ug/L	20	19.2	96	80-120	
trans-1,3-Dichloropropene	ug/L	20	20.2	101	80-129	
Trichloroethene	ug/L	20	19.1	95	80-120	
Vinyl chloride	ug/L	20	20.5	103	62-125	
Xylene (Total)	ug/L	60	61.9	103	80-120	
1,2-Dichloroethane-d4 (S)	%			102	80-120	
4-Bromofluorobenzene (S)	%			97	80-120	
Toluene-d8 (S)	%			100	80-120	

Results presented on this page are in the units indicated by the "Units" column except where an alternate unit is presented to the right of the result.

REPORT OF LABORATORY ANALYSIS

This report shall not be reproduced, except in full,
without the written consent of Pace Analytical Services, Inc..

Pace Analytical Services, Inc.
9608 Loiret Blvd.
Lenexa, KS 66219
(913)599-5665

QUALITY CONTROL DATA

Project: Fort Smith, AR
Pace Project No.: 60204767

QC Batch: MSV/72263 Analysis Method: EPA 5030B/8260
QC Batch Method: EPA 5030B/8260 Analysis Description: 8260 MSV Water 10 mL Purge
Associated Lab Samples: 60204767030, 60204767032, 60204767035, 60204767036, 60204767037, 60204767038

METHOD BLANK: 1651024 Matrix: Water
Associated Lab Samples: 60204767030, 60204767032, 60204767035, 60204767036, 60204767037, 60204767038

Parameter	Units	Blank Result	Reporting Limit	MDL	Analyzed	Qualifiers
1,1,1-Trichloroethane	ug/L	ND	1.0	0.11	10/15/15 20:16	
1,1,2,2-Tetrachloroethane	ug/L	ND	1.0	0.15	10/15/15 20:16	
1,1,2-Trichloroethane	ug/L	ND	1.0	0.20	10/15/15 20:16	
1,1-Dichloroethane	ug/L	ND	1.0	0.050	10/15/15 20:16	
1,1-Dichloroethene	ug/L	ND	1.0	0.20	10/15/15 20:16	
1,2-Dichloroethane	ug/L	ND	1.0	0.12	10/15/15 20:16	
1,2-Dichloropropane	ug/L	ND	1.0	0.16	10/15/15 20:16	
2-Butanone (MEK)	ug/L	ND	10.0	0.59	10/15/15 20:16	
2-Hexanone	ug/L	ND	10.0	1.2	10/15/15 20:16	
4-Methyl-2-pentanone (MIBK)	ug/L	ND	10.0	0.42	10/15/15 20:16	
Acetone	ug/L	ND	10.0	1.9	10/15/15 20:16	
Benzene	ug/L	ND	1.0	0.060	10/15/15 20:16	
Bromodichloromethane	ug/L	ND	1.0	0.19	10/15/15 20:16	
Bromoform	ug/L	ND	1.0	0.070	10/15/15 20:16	
Bromomethane	ug/L	ND	5.0	0.16	10/15/15 20:16	
Carbon disulfide	ug/L	ND	5.0	0.12	10/15/15 20:16	
Carbon tetrachloride	ug/L	ND	1.0	0.18	10/15/15 20:16	
Chlorobenzene	ug/L	ND	1.0	0.21	10/15/15 20:16	
Chloroethane	ug/L	ND	1.0	0.15	10/15/15 20:16	
Chloroform	ug/L	ND	1.0	0.14	10/15/15 20:16	
Chloromethane	ug/L	ND	1.0	0.080	10/15/15 20:16	
cis-1,2-Dichloroethene	ug/L	ND	1.0	0.080	10/15/15 20:16	
cis-1,3-Dichloropropene	ug/L	ND	1.0	0.14	10/15/15 20:16	
Dibromochloromethane	ug/L	ND	1.0	0.21	10/15/15 20:16	
Ethylbenzene	ug/L	ND	1.0	0.18	10/15/15 20:16	
Methylene chloride	ug/L	0.37J	1.0	0.15	10/15/15 20:16	
Styrene	ug/L	ND	1.0	0.12	10/15/15 20:16	
Tetrachloroethene	ug/L	ND	1.0	0.10	10/15/15 20:16	
Toluene	ug/L	ND	1.0	0.17	10/15/15 20:16	
trans-1,2-Dichloroethene	ug/L	ND	1.0	0.20	10/15/15 20:16	
trans-1,3-Dichloropropene	ug/L	ND	1.0	0.12	10/15/15 20:16	
Trichloroethene	ug/L	ND	1.0	0.17	10/15/15 20:16	
Vinyl chloride	ug/L	ND	1.0	0.13	10/15/15 20:16	
Xylene (Total)	ug/L	ND	3.0	0.42	10/15/15 20:16	
1,2-Dichloroethane-d4 (S)	%	101	80-120		10/15/15 20:16	
4-Bromofluorobenzene (S)	%	100	80-120		10/15/15 20:16	
Toluene-d8 (S)	%	98	80-120		10/15/15 20:16	

Results presented on this page are in the units indicated by the "Units" column except where an alternate unit is presented to the right of the result.

REPORT OF LABORATORY ANALYSIS

This report shall not be reproduced, except in full,
without the written consent of Pace Analytical Services, Inc..

Pace Analytical Services, Inc.
9608 Loiret Blvd.
Lenexa, KS 66219
(913)599-5665

QUALITY CONTROL DATA

Project: Fort Smith, AR
Pace Project No.: 60204767

LABORATORY CONTROL SAMPLE: 1651025

Parameter	Units	Spike Conc.	LCS Result	LCS % Rec	% Rec Limits	Qualifiers
1,1,1-Trichloroethane	ug/L	20	20.0	100	80-120	
1,1,2,2-Tetrachloroethane	ug/L	20	18.5	92	73-121	
1,1,2-Trichloroethane	ug/L	20	19.3	97	80-120	
1,1-Dichloroethane	ug/L	20	20.5	103	80-120	
1,1-Dichloroethene	ug/L	20	19.2	96	80-120	
1,2-Dichloroethane	ug/L	20	20.1	100	81-120	
1,2-Dichloropropane	ug/L	20	19.9	100	80-120	
2-Butanone (MEK)	ug/L	100	108	108	67-122	
2-Hexanone	ug/L	100	101	101	75-121	
4-Methyl-2-pentanone (MIBK)	ug/L	100	107	107	76-120	
Acetone	ug/L	100	104	104	72-120	
Benzene	ug/L	20	20.7	104	80-120	
Bromodichloromethane	ug/L	20	19.8	99	80-120	
Bromoform	ug/L	20	19.9	100	73-138	
Bromomethane	ug/L	20	22.9	114	38-137	
Carbon disulfide	ug/L	20	22.1	111	71-129	
Carbon tetrachloride	ug/L	20	19.9	99	67-146	
Chlorobenzene	ug/L	20	19.4	97	80-120	
Chloroethane	ug/L	20	19.0	95	76-120	
Chloroform	ug/L	20	20.2	101	80-120	
Chloromethane	ug/L	20	25.8	129	34-165	
cis-1,2-Dichloroethene	ug/L	20	20.4	102	80-120	
cis-1,3-Dichloropropene	ug/L	20	20.5	102	80-120	
Dibromochloromethane	ug/L	20	21.1	105	80-126	
Ethylbenzene	ug/L	20	20.5	103	80-120	
Methylene chloride	ug/L	20	20.8	104	80-120	
Styrene	ug/L	20	20.4	102	80-123	
Tetrachloroethene	ug/L	20	19.8	99	80-123	
Toluene	ug/L	20	20.8	104	80-120	
trans-1,2-Dichloroethene	ug/L	20	19.8	99	80-120	
trans-1,3-Dichloropropene	ug/L	20	20.3	101	80-129	
Trichloroethene	ug/L	20	19.5	98	80-120	
Vinyl chloride	ug/L	20	21.2	106	62-125	
Xylene (Total)	ug/L	60	63.6	106	80-120	
1,2-Dichloroethane-d4 (S)	%			102	80-120	
4-Bromofluorobenzene (S)	%			101	80-120	
Toluene-d8 (S)	%			99	80-120	

Results presented on this page are in the units indicated by the "Units" column except where an alternate unit is presented to the right of the result.

REPORT OF LABORATORY ANALYSIS

This report shall not be reproduced, except in full,
without the written consent of Pace Analytical Services, Inc..

Pace Analytical Services, Inc.
9608 Loiret Blvd.
Lenexa, KS 66219
(913)599-5665

QUALITY CONTROL DATA

Project: Fort Smith, AR
Pace Project No.: 60204767

QC Batch: MSV/72387 Analysis Method: EPA 5030B/8260
QC Batch Method: EPA 5030B/8260 Analysis Description: 8260 MSV Water 10 mL Purge
Associated Lab Samples: 60204767008, 60204767010, 60204767018, 60204767035, 60204767036

METHOD BLANK: 1654376 Matrix: Water
Associated Lab Samples: 60204767008, 60204767010, 60204767018, 60204767035, 60204767036

Parameter	Units	Blank Result	Reporting Limit	MDL	Analyzed	Qualifiers
1,1,1-Trichloroethane	ug/L	ND	1.0	0.11	10/21/15 13:21	
1,1,2,2-Tetrachloroethane	ug/L	ND	1.0	0.15	10/21/15 13:21	
1,1,2-Trichloroethane	ug/L	ND	1.0	0.20	10/21/15 13:21	
1,1-Dichloroethane	ug/L	ND	1.0	0.050	10/21/15 13:21	
1,1-Dichloroethene	ug/L	ND	1.0	0.20	10/21/15 13:21	
1,2-Dichloroethane	ug/L	ND	1.0	0.12	10/21/15 13:21	
1,2-Dichloropropane	ug/L	ND	1.0	0.16	10/21/15 13:21	
2-Butanone (MEK)	ug/L	ND	10.0	0.59	10/21/15 13:21	
2-Hexanone	ug/L	ND	10.0	1.2	10/21/15 13:21	
4-Methyl-2-pentanone (MIBK)	ug/L	ND	10.0	0.42	10/21/15 13:21	
Acetone	ug/L	ND	10.0	1.9	10/21/15 13:21	
Benzene	ug/L	ND	1.0	0.060	10/21/15 13:21	
Bromodichloromethane	ug/L	ND	1.0	0.19	10/21/15 13:21	
Bromoform	ug/L	ND	1.0	0.070	10/21/15 13:21	
Bromomethane	ug/L	ND	5.0	0.16	10/21/15 13:21	
Carbon disulfide	ug/L	ND	5.0	0.12	10/21/15 13:21	
Carbon tetrachloride	ug/L	ND	1.0	0.18	10/21/15 13:21	
Chlorobenzene	ug/L	ND	1.0	0.21	10/21/15 13:21	
Chloroethane	ug/L	ND	1.0	0.15	10/21/15 13:21	
Chloroform	ug/L	ND	1.0	0.14	10/21/15 13:21	
Chloromethane	ug/L	ND	1.0	0.080	10/21/15 13:21	
cis-1,2-Dichloroethene	ug/L	ND	1.0	0.080	10/21/15 13:21	
cis-1,3-Dichloropropene	ug/L	ND	1.0	0.14	10/21/15 13:21	
Dibromochloromethane	ug/L	ND	1.0	0.21	10/21/15 13:21	
Ethylbenzene	ug/L	ND	1.0	0.18	10/21/15 13:21	
Methylene chloride	ug/L	ND	1.0	0.15	10/21/15 13:21	
Styrene	ug/L	ND	1.0	0.12	10/21/15 13:21	
Tetrachloroethene	ug/L	ND	1.0	0.10	10/21/15 13:21	
Toluene	ug/L	ND	1.0	0.17	10/21/15 13:21	
trans-1,2-Dichloroethene	ug/L	ND	1.0	0.20	10/21/15 13:21	
trans-1,3-Dichloropropene	ug/L	ND	1.0	0.12	10/21/15 13:21	
Trichloroethene	ug/L	ND	1.0	0.17	10/21/15 13:21	
Vinyl chloride	ug/L	ND	1.0	0.13	10/21/15 13:21	
Xylene (Total)	ug/L	ND	3.0	0.42	10/21/15 13:21	
1,2-Dichloroethane-d4 (S)	%	101	80-120		10/21/15 13:21	
4-Bromofluorobenzene (S)	%	97	80-120		10/21/15 13:21	
Toluene-d8 (S)	%	105	80-120		10/21/15 13:21	

Results presented on this page are in the units indicated by the "Units" column except where an alternate unit is presented to the right of the result.

REPORT OF LABORATORY ANALYSIS

This report shall not be reproduced, except in full,
without the written consent of Pace Analytical Services, Inc..

Pace Analytical Services, Inc.
9608 Loiret Blvd.
Lenexa, KS 66219
(913)599-5665

QUALITY CONTROL DATA

Project: Fort Smith, AR
Pace Project No.: 60204767

LABORATORY CONTROL SAMPLE: 1654377

Parameter	Units	Spike Conc.	LCS Result	LCS % Rec	% Rec Limits	Qualifiers
1,1,1-Trichloroethane	ug/L	20	18.2	91	80-120	
1,1,2,2-Tetrachloroethane	ug/L	20	19.7	98	73-121	
1,1,2-Trichloroethane	ug/L	20	19.6	98	80-120	
1,1-Dichloroethane	ug/L	20	17.6	88	80-120	
1,1-Dichloroethene	ug/L	20	17.9	90	80-120	
1,2-Dichloroethane	ug/L	20	18.4	92	81-120	
1,2-Dichloropropane	ug/L	20	17.0	85	80-120	
2-Butanone (MEK)	ug/L	100	86.9	87	67-122	
2-Hexanone	ug/L	100	104	104	75-121	
4-Methyl-2-pentanone (MIBK)	ug/L	100	90.7	91	76-120	
Acetone	ug/L	100	89.8	90	72-120	
Benzene	ug/L	20	18.0	90	80-120	
Bromodichloromethane	ug/L	20	19.0	95	80-120	
Bromoform	ug/L	20	21.7	108	73-138	
Bromomethane	ug/L	20	20.1	100	38-137	
Carbon disulfide	ug/L	20	19.8	99	71-129	
Carbon tetrachloride	ug/L	20	18.5	92	67-146	
Chlorobenzene	ug/L	20	20.6	103	80-120	
Chloroethane	ug/L	20	18.2	91	76-120	
Chloroform	ug/L	20	17.6	88	80-120	
Chloromethane	ug/L	20	19.1	96	34-165	
cis-1,2-Dichloroethene	ug/L	20	17.7	89	80-120	
cis-1,3-Dichloropropene	ug/L	20	18.9	95	80-120	
Dibromochloromethane	ug/L	20	23.0	115	80-126	
Ethylbenzene	ug/L	20	20.8	104	80-120	
Methylene chloride	ug/L	20	17.4	87	80-120	
Styrene	ug/L	20	21.9	110	80-123	
Tetrachloroethene	ug/L	20	21.5	108	80-123	
Toluene	ug/L	20	20.3	102	80-120	
trans-1,2-Dichloroethene	ug/L	20	17.6	88	80-120	
trans-1,3-Dichloropropene	ug/L	20	21.9	109	80-129	
Trichloroethene	ug/L	20	17.1	85	80-120	
Vinyl chloride	ug/L	20	20.7	104	62-125	
Xylene (Total)	ug/L	60	61.4	102	80-120	
1,2-Dichloroethane-d4 (S)	%			100	80-120	
4-Bromofluorobenzene (S)	%			94	80-120	
Toluene-d8 (S)	%			108	80-120	

Results presented on this page are in the units indicated by the "Units" column except where an alternate unit is presented to the right of the result.

REPORT OF LABORATORY ANALYSIS

This report shall not be reproduced, except in full,
without the written consent of Pace Analytical Services, Inc..

Pace Analytical Services, Inc.
9608 Loiret Blvd.
Lenexa, KS 66219
(913)599-5665

QUALITY CONTROL DATA

Project: Fort Smith, AR
Pace Project No.: 60204767

QC Batch: MSV/72185 Analysis Method: EPA 5030B/8260
QC Batch Method: EPA 5030B/8260 Analysis Description: 8260 MSV Water 7 day
Associated Lab Samples: 60204767003, 60204767004, 60204767013, 60204767020, 60204767023, 60204767024, 60204767026, 60204767027

METHOD BLANK: 1648879 Matrix: Water
Associated Lab Samples: 60204767003, 60204767004, 60204767013, 60204767020, 60204767023, 60204767024, 60204767026, 60204767027

Parameter	Units	Blank Result	Reporting Limit	MDL	Analyzed	Qualifiers
1,1,1-Trichloroethane	ug/L	ND	1.0	0.11	10/12/15 15:27	
1,1,2,2-Tetrachloroethane	ug/L	ND	1.0	0.15	10/12/15 15:27	
1,1,2-Trichloroethane	ug/L	ND	1.0	0.20	10/12/15 15:27	
1,1-Dichloroethane	ug/L	ND	1.0	0.050	10/12/15 15:27	
1,1-Dichloroethene	ug/L	ND	1.0	0.20	10/12/15 15:27	
1,2-Dichloroethane	ug/L	ND	1.0	0.12	10/12/15 15:27	
1,2-Dichloropropane	ug/L	ND	1.0	0.16	10/12/15 15:27	
2-Butanone (MEK)	ug/L	ND	10.0	0.59	10/12/15 15:27	
2-Hexanone	ug/L	ND	10.0	1.2	10/12/15 15:27	
4-Methyl-2-pentanone (MIBK)	ug/L	ND	10.0	0.42	10/12/15 15:27	
Acetone	ug/L	ND	10.0	1.9	10/12/15 15:27	
Benzene	ug/L	ND	1.0	0.060	10/12/15 15:27	
Bromodichloromethane	ug/L	ND	1.0	0.19	10/12/15 15:27	
Bromoform	ug/L	ND	1.0	0.070	10/12/15 15:27	
Bromomethane	ug/L	0.97J	5.0	0.16	10/12/15 15:27	
Carbon disulfide	ug/L	ND	5.0	0.12	10/12/15 15:27	
Carbon tetrachloride	ug/L	ND	1.0	0.18	10/12/15 15:27	
Chlorobenzene	ug/L	ND	1.0	0.21	10/12/15 15:27	
Chloroethane	ug/L	ND	1.0	0.15	10/12/15 15:27	
Chloroform	ug/L	ND	1.0	0.14	10/12/15 15:27	
Chloromethane	ug/L	0.16J	1.0	0.080	10/12/15 15:27	
cis-1,2-Dichloroethene	ug/L	ND	1.0	0.080	10/12/15 15:27	
cis-1,3-Dichloropropene	ug/L	ND	1.0	0.14	10/12/15 15:27	
Dibromochloromethane	ug/L	ND	1.0	0.21	10/12/15 15:27	
Ethylbenzene	ug/L	ND	1.0	0.18	10/12/15 15:27	
Methylene chloride	ug/L	ND	1.0	0.15	10/12/15 15:27	
Styrene	ug/L	ND	1.0	0.12	10/12/15 15:27	
Tetrachloroethene	ug/L	ND	1.0	0.10	10/12/15 15:27	
Toluene	ug/L	ND	1.0	0.17	10/12/15 15:27	
trans-1,2-Dichloroethene	ug/L	ND	1.0	0.20	10/12/15 15:27	
trans-1,3-Dichloropropene	ug/L	ND	1.0	0.12	10/12/15 15:27	
Trichloroethene	ug/L	ND	1.0	0.17	10/12/15 15:27	
Vinyl chloride	ug/L	ND	1.0	0.13	10/12/15 15:27	
Xylene (Total)	ug/L	ND	3.0	0.42	10/12/15 15:27	
1,2-Dichloroethane-d4 (S)	%	98	80-120		10/12/15 15:27	
4-Bromofluorobenzene (S)	%	96	80-120		10/12/15 15:27	
Toluene-d8 (S)	%	102	80-120		10/12/15 15:27	

Results presented on this page are in the units indicated by the "Units" column except where an alternate unit is presented to the right of the result.

REPORT OF LABORATORY ANALYSIS

This report shall not be reproduced, except in full,
without the written consent of Pace Analytical Services, Inc..

Pace Analytical Services, Inc.
9608 Loiret Blvd.
Lenexa, KS 66219
(913)599-5665

QUALITY CONTROL DATA

Project: Fort Smith, AR
Pace Project No.: 60204767

LABORATORY CONTROL SAMPLE: 1648880

Parameter	Units	Spike Conc.	LCS Result	LCS % Rec	% Rec Limits	Qualifiers
1,1,1-Trichloroethane	ug/L	20	18.2	91	80-120	
1,1,2,2-Tetrachloroethane	ug/L	20	16.8	84	73-121	
1,1,2-Trichloroethane	ug/L	20	18.3	92	80-120	
1,1-Dichloroethane	ug/L	20	18.5	93	80-120	
1,1-Dichloroethene	ug/L	20	17.8	89	80-120	
1,2-Dichloroethane	ug/L	20	18.3	91	81-120	
1,2-Dichloropropane	ug/L	20	18.3	91	80-120	
2-Butanone (MEK)	ug/L	100	121	121	67-122	
2-Hexanone	ug/L	100	115	115	75-121	
4-Methyl-2-pentanone (MIBK)	ug/L	100	94.9	95	76-120	
Acetone	ug/L	100	124	124	72-120	L0
Benzene	ug/L	20	19.0	95	80-120	
Bromodichloromethane	ug/L	20	18.1	91	80-120	
Bromoform	ug/L	20	18.9	95	73-138	
Bromomethane	ug/L	20	17.1	86	38-137	
Carbon disulfide	ug/L	20	20.0	100	71-129	
Carbon tetrachloride	ug/L	20	17.9	89	67-146	
Chlorobenzene	ug/L	20	18.3	92	80-120	
Chloroethane	ug/L	20	19.9	100	76-120	
Chloroform	ug/L	20	17.4	87	80-120	
Chloromethane	ug/L	20	15.8	79	34-165	
cis-1,2-Dichloroethene	ug/L	20	18.4	92	80-120	
cis-1,3-Dichloropropene	ug/L	20	17.8	89	80-120	
Dibromochloromethane	ug/L	20	19.0	95	80-126	
Ethylbenzene	ug/L	20	18.7	94	80-120	
Methylene chloride	ug/L	20	18.7	93	80-120	
Styrene	ug/L	20	19.6	98	80-123	
Tetrachloroethene	ug/L	20	19.0	95	80-123	
Toluene	ug/L	20	18.9	94	80-120	
trans-1,2-Dichloroethene	ug/L	20	17.7	88	80-120	
trans-1,3-Dichloropropene	ug/L	20	18.5	93	80-129	
Trichloroethene	ug/L	20	17.8	89	80-120	
Vinyl chloride	ug/L	20	18.8	94	62-125	
Xylene (Total)	ug/L	60	56.5	94	80-120	
1,2-Dichloroethane-d4 (S)	%			100	80-120	
4-Bromofluorobenzene (S)	%			97	80-120	
Toluene-d8 (S)	%			101	80-120	

Results presented on this page are in the units indicated by the "Units" column except where an alternate unit is presented to the right of the result.

REPORT OF LABORATORY ANALYSIS

This report shall not be reproduced, except in full,
without the written consent of Pace Analytical Services, Inc..

Pace Analytical Services, Inc.
9608 Loiret Blvd.
Lenexa, KS 66219
(913)599-5665

QUALITY CONTROL DATA

Project: Fort Smith, AR
Pace Project No.: 60204767

QC Batch: MSV/72280 Analysis Method: EPA 5030B/8260
QC Batch Method: EPA 5030B/8260 Analysis Description: 8260 MSV Water 7 day
Associated Lab Samples: 60204767014, 60204767015, 60204767024, 60204767026, 60204767027, 60204767029, 60204767031, 60204767033, 60204767034

METHOD BLANK: 1651340 Matrix: Water
Associated Lab Samples: 60204767014, 60204767015, 60204767024, 60204767026, 60204767027, 60204767029, 60204767031, 60204767033, 60204767034

Parameter	Units	Blank Result	Reporting Limit	MDL	Analyzed	Qualifiers
1,1,1-Trichloroethane	ug/L	ND	1.0	0.11	10/15/15 13:29	
1,1,2,2-Tetrachloroethane	ug/L	ND	1.0	0.15	10/15/15 13:29	
1,1,2-Trichloroethane	ug/L	ND	1.0	0.20	10/15/15 13:29	
1,1-Dichloroethane	ug/L	ND	1.0	0.050	10/15/15 13:29	
1,1-Dichloroethene	ug/L	ND	1.0	0.20	10/15/15 13:29	
1,2-Dichloroethane	ug/L	ND	1.0	0.12	10/15/15 13:29	
1,2-Dichloropropane	ug/L	ND	1.0	0.16	10/15/15 13:29	
2-Butanone (MEK)	ug/L	ND	10.0	0.59	10/15/15 13:29	
2-Hexanone	ug/L	ND	10.0	1.2	10/15/15 13:29	
4-Methyl-2-pentanone (MIBK)	ug/L	ND	10.0	0.42	10/15/15 13:29	
Acetone	ug/L	ND	10.0	1.9	10/15/15 13:29	
Benzene	ug/L	ND	1.0	0.060	10/15/15 13:29	
Bromodichloromethane	ug/L	ND	1.0	0.19	10/15/15 13:29	
Bromoform	ug/L	ND	1.0	0.070	10/15/15 13:29	
Bromomethane	ug/L	ND	5.0	0.16	10/15/15 13:29	
Carbon disulfide	ug/L	ND	5.0	0.12	10/15/15 13:29	
Carbon tetrachloride	ug/L	ND	1.0	0.18	10/15/15 13:29	
Chlorobenzene	ug/L	ND	1.0	0.21	10/15/15 13:29	
Chloroethane	ug/L	ND	1.0	0.15	10/15/15 13:29	
Chloroform	ug/L	ND	1.0	0.14	10/15/15 13:29	
Chloromethane	ug/L	ND	1.0	0.080	10/15/15 13:29	
cis-1,2-Dichloroethene	ug/L	ND	1.0	0.080	10/15/15 13:29	
cis-1,3-Dichloropropene	ug/L	ND	1.0	0.14	10/15/15 13:29	
Dibromochloromethane	ug/L	ND	1.0	0.21	10/15/15 13:29	
Ethylbenzene	ug/L	ND	1.0	0.18	10/15/15 13:29	
Methylene chloride	ug/L	ND	1.0	0.15	10/15/15 13:29	
Styrene	ug/L	ND	1.0	0.12	10/15/15 13:29	
Tetrachloroethene	ug/L	ND	1.0	0.10	10/15/15 13:29	
Toluene	ug/L	ND	1.0	0.17	10/15/15 13:29	
trans-1,2-Dichloroethene	ug/L	ND	1.0	0.20	10/15/15 13:29	
trans-1,3-Dichloropropene	ug/L	ND	1.0	0.12	10/15/15 13:29	
Trichloroethene	ug/L	ND	1.0	0.17	10/15/15 13:29	
Vinyl chloride	ug/L	ND	1.0	0.13	10/15/15 13:29	
Xylene (Total)	ug/L	ND	3.0	0.42	10/15/15 13:29	
1,2-Dichloroethane-d4 (S)	%	100	80-120		10/15/15 13:29	
4-Bromofluorobenzene (S)	%	100	80-120		10/15/15 13:29	
Toluene-d8 (S)	%	104	80-120		10/15/15 13:29	

Results presented on this page are in the units indicated by the "Units" column except where an alternate unit is presented to the right of the result.

REPORT OF LABORATORY ANALYSIS

This report shall not be reproduced, except in full,
without the written consent of Pace Analytical Services, Inc..

Pace Analytical Services, Inc.
9608 Loiret Blvd.
Lenexa, KS 66219
(913)599-5665

QUALITY CONTROL DATA

Project: Fort Smith, AR
Pace Project No.: 60204767

LABORATORY CONTROL SAMPLE: 1651341

Parameter	Units	Spike Conc.	LCS Result	LCS % Rec	% Rec Limits	Qualifiers
1,1,1-Trichloroethane	ug/L	20	18.0	90	80-120	
1,1,2,2-Tetrachloroethane	ug/L	20	20.5	102	73-121	
1,1,2-Trichloroethane	ug/L	20	19.5	98	80-120	
1,1-Dichloroethane	ug/L	20	18.3	92	80-120	
1,1-Dichloroethene	ug/L	20	17.1	86	80-120	
1,2-Dichloroethane	ug/L	20	18.2	91	81-120	
1,2-Dichloropropane	ug/L	20	18.5	92	80-120	
2-Butanone (MEK)	ug/L	100	97.0	97	67-122	
2-Hexanone	ug/L	100	112	112	75-121	
4-Methyl-2-pentanone (MIBK)	ug/L	100	99.8	100	76-120	
Acetone	ug/L	100	93.9	94	72-120	
Benzene	ug/L	20	18.9	94	80-120	
Bromodichloromethane	ug/L	20	19.4	97	80-120	
Bromoform	ug/L	20	19.8	99	73-138	
Bromomethane	ug/L	20	13.7	68	38-137	
Carbon disulfide	ug/L	20	19.3	96	71-129	
Carbon tetrachloride	ug/L	20	18.0	90	67-146	
Chlorobenzene	ug/L	20	20.2	101	80-120	
Chloroethane	ug/L	20	18.9	95	76-120	
Chloroform	ug/L	20	17.8	89	80-120	
Chloromethane	ug/L	20	17.8	89	34-165	
cis-1,2-Dichloroethene	ug/L	20	17.8	89	80-120	
cis-1,3-Dichloropropene	ug/L	20	19.9	100	80-120	
Dibromochloromethane	ug/L	20	21.3	107	80-126	
Ethylbenzene	ug/L	20	20.6	103	80-120	
Methylene chloride	ug/L	20	17.3	87	80-120	
Styrene	ug/L	20	21.5	108	80-123	
Tetrachloroethene	ug/L	20	19.5	98	80-123	
Toluene	ug/L	20	20.0	100	80-120	
trans-1,2-Dichloroethene	ug/L	20	17.5	88	80-120	
trans-1,3-Dichloropropene	ug/L	20	21.9	109	80-129	
Trichloroethene	ug/L	20	17.1	86	80-120	
Vinyl chloride	ug/L	20	18.9	95	62-125	
Xylene (Total)	ug/L	60	60.9	101	80-120	
1,2-Dichloroethane-d4 (S)	%			98	80-120	
4-Bromofluorobenzene (S)	%			97	80-120	
Toluene-d8 (S)	%			104	80-120	

Results presented on this page are in the units indicated by the "Units" column except where an alternate unit is presented to the right of the result.

REPORT OF LABORATORY ANALYSIS

This report shall not be reproduced, except in full,
without the written consent of Pace Analytical Services, Inc..

Pace Analytical Services, Inc.
9608 Loiret Blvd.
Lenexa, KS 66219
(913)599-5665

QUALITY CONTROL DATA

Project: Fort Smith, AR
Pace Project No.: 60204767

QC Batch: WET/57766 Analysis Method: SM 2320B
QC Batch Method: SM 2320B Analysis Description: 2320B Alkalinity
Associated Lab Samples: 60204767001, 60204767003, 60204767004, 60204767005, 60204767006, 60204767008, 60204767009, 60204767010, 60204767013, 60204767014, 60204767015

METHOD BLANK: 1650120 Matrix: Water
Associated Lab Samples: 60204767001, 60204767003, 60204767004, 60204767005, 60204767006, 60204767008, 60204767009, 60204767010, 60204767013, 60204767014, 60204767015

Parameter	Units	Blank Result	Reporting Limit	MDL	Analyzed	Qualifiers
Alkalinity, Carbonate (CaCO3)	mg/L	ND	20.0	2.0	10/14/15 09:46	
Alkalinity, Total as CaCO3	mg/L	ND	20.0	2.0	10/14/15 09:46	
Alkalinity,Bicarbonate (CaCO3)	mg/L	ND	20.0	2.0	10/14/15 09:46	

LABORATORY CONTROL SAMPLE: 1650121

Parameter	Units	Spike Conc.	LCS Result	LCS % Rec	% Rec Limits	Qualifiers
Alkalinity, Total as CaCO3	mg/L	500	484	97	90-110	

SAMPLE DUPLICATE: 1650122

Parameter	Units	60204456001 Result	Dup Result	RPD	Max RPD	Qualifiers
Alkalinity, Carbonate (CaCO3)	mg/L	20.03	ND		10	
Alkalinity, Total as CaCO3	mg/L	281	276	2	10	
Alkalinity,Bicarbonate (CaCO3)	mg/L	281	276	2	10	

SAMPLE DUPLICATE: 1650123

Parameter	Units	60204639002 Result	Dup Result	RPD	Max RPD	Qualifiers
Alkalinity, Carbonate (CaCO3)	mg/L	ND	ND		10	
Alkalinity, Total as CaCO3	mg/L	429	428	0	10	
Alkalinity,Bicarbonate (CaCO3)	mg/L	429	428	0	10	

Results presented on this page are in the units indicated by the "Units" column except where an alternate unit is presented to the right of the result.

REPORT OF LABORATORY ANALYSIS

This report shall not be reproduced, except in full,
without the written consent of Pace Analytical Services, Inc..

Pace Analytical Services, Inc.
9608 Loiret Blvd.
Lenexa, KS 66219
(913)599-5665

QUALITY CONTROL DATA

Project: Fort Smith, AR
Pace Project No.: 60204767

QC Batch: WET/57776 Analysis Method: SM 2320B
QC Batch Method: SM 2320B Analysis Description: 2320B Alkalinity
Associated Lab Samples: 60204767017, 60204767020, 60204767021, 60204767022, 60204767024, 60204767026, 60204767027, 60204767028, 60204767031, 60204767033, 60204767034, 60204767035, 60204767036

METHOD BLANK: 1650602 Matrix: Water
Associated Lab Samples: 60204767017, 60204767020, 60204767021, 60204767022, 60204767024, 60204767026, 60204767027, 60204767028, 60204767031, 60204767033, 60204767034, 60204767035, 60204767036

Parameter	Units	Blank Result	Reporting Limit	MDL	Analyzed	Qualifiers
Alkalinity, Carbonate (CaCO3)	mg/L	ND	20.0	2.0	10/14/15 15:29	
Alkalinity, Total as CaCO3	mg/L	ND	20.0	2.0	10/14/15 15:29	
Alkalinity,Bicarbonate (CaCO3)	mg/L	ND	20.0	2.0	10/14/15 15:29	

LABORATORY CONTROL SAMPLE: 1650603

Parameter	Units	Spike Conc.	LCS Result	LCS % Rec	% Rec Limits	Qualifiers
Alkalinity, Total as CaCO3	mg/L	500	473	95	90-110	

SAMPLE DUPLICATE: 1650604

Parameter	Units	60204767020 Result	Dup Result	RPD	Max RPD	Qualifiers
Alkalinity, Carbonate (CaCO3)	mg/L	ND	ND		10	
Alkalinity, Total as CaCO3	mg/L	117	120	2	10	
Alkalinity,Bicarbonate (CaCO3)	mg/L	117	120	2	10	

SAMPLE DUPLICATE: 1650605

Parameter	Units	60204767028 Result	Dup Result	RPD	Max RPD	Qualifiers
Alkalinity, Carbonate (CaCO3)	mg/L	ND	ND		10	
Alkalinity, Total as CaCO3	mg/L	51.0	51.4	1	10	
Alkalinity,Bicarbonate (CaCO3)	mg/L	51.0	51.4	1	10	

Results presented on this page are in the units indicated by the "Units" column except where an alternate unit is presented to the right of the result.

REPORT OF LABORATORY ANALYSIS

This report shall not be reproduced, except in full,
without the written consent of Pace Analytical Services, Inc..

Pace Analytical Services, Inc.
9608 Loiret Blvd.
Lenexa, KS 66219
(913)599-5665

QUALITY CONTROL DATA

Project: Fort Smith, AR
Pace Project No.: 60204767

QC Batch: WET/57791
QC Batch Method: SM 2320B
Analysis Method: SM 2320B
Analysis Description: 2320B Alkalinity
Associated Lab Samples: 60204767023

METHOD BLANK: 1651054
Matrix: Water
Associated Lab Samples: 60204767023

Parameter	Units	Blank Result	Reporting Limit	MDL	Analyzed	Qualifiers
Alkalinity, Carbonate (CaCO3)	mg/L	ND	20.0	2.0	10/15/15 11:57	
Alkalinity, Total as CaCO3	mg/L	ND	20.0	2.0	10/15/15 11:57	
Alkalinity,Bicarbonate (CaCO3)	mg/L	ND	20.0	2.0	10/15/15 11:57	

LABORATORY CONTROL SAMPLE: 1651055

Parameter	Units	Spike Conc.	LCS Result	LCS % Rec	% Rec Limits	Qualifiers
Alkalinity, Total as CaCO3	mg/L	500	475	95	90-110	

SAMPLE DUPLICATE: 1651056

Parameter	Units	60204906002 Result	Dup Result	RPD	Max RPD	Qualifiers
Alkalinity, Carbonate (CaCO3)	mg/L	ND	ND		10	
Alkalinity, Total as CaCO3	mg/L	104	103	0	10	
Alkalinity,Bicarbonate (CaCO3)	mg/L	104	103	0	10	

SAMPLE DUPLICATE: 1651057

Parameter	Units	60205012002 Result	Dup Result	RPD	Max RPD	Qualifiers
Alkalinity, Carbonate (CaCO3)	mg/L	ND	ND		10	
Alkalinity, Total as CaCO3	mg/L	131	133	2	10	
Alkalinity,Bicarbonate (CaCO3)	mg/L	131	133	2	10	

Results presented on this page are in the units indicated by the "Units" column except where an alternate unit is presented to the right of the result.

REPORT OF LABORATORY ANALYSIS

This report shall not be reproduced, except in full,
without the written consent of Pace Analytical Services, Inc..

Pace Analytical Services, Inc.
9608 Loiret Blvd.
Lenexa, KS 66219
(913)599-5665

QUALITY CONTROL DATA

Project: Fort Smith, AR
Pace Project No.: 60204767

QC Batch: WET/57721 Analysis Method: SM 4500-S-2 D
QC Batch Method: SM 4500-S-2 D Analysis Description: 4500S2D Sulfide, Total
Associated Lab Samples: 60204767001, 60204767003, 60204767004, 60204767005, 60204767006, 60204767008, 60204767009, 60204767010, 60204767013, 60204767014, 60204767017, 60204767020, 60204767021, 60204767022, 60204767023, 60204767024, 60204767026, 60204767027, 60204767028

METHOD BLANK: 1648886 Matrix: Water
Associated Lab Samples: 60204767001, 60204767003, 60204767004, 60204767005, 60204767006, 60204767008, 60204767009, 60204767010, 60204767013, 60204767014, 60204767017, 60204767020, 60204767021, 60204767022, 60204767023, 60204767024, 60204767026, 60204767027, 60204767028

Parameter	Units	Blank Result	Reporting Limit	MDL	Analyzed	Qualifiers
Sulfide, Total	mg/L	ND	0.050	0.012	10/13/15 08:13	

LABORATORY CONTROL SAMPLE: 1648887

Parameter	Units	Spike Conc.	LCS Result	LCS % Rec	% Rec Limits	Qualifiers
Sulfide, Total	mg/L	.5	0.49	98	80-120	

MATRIX SPIKE SAMPLE: 1648888

Parameter	Units	60204767001 Result	Spike Conc.	MS Result	MS % Rec	% Rec Limits	Qualifiers
Sulfide, Total	mg/L	0.021J	.5	0.49	94	75-125	

SAMPLE DUPLICATE: 1648889

Parameter	Units	60204767003 Result	Dup Result	RPD	Max RPD	Qualifiers
Sulfide, Total	mg/L	ND	ND		20	

SAMPLE DUPLICATE: 1648890

Parameter	Units	60204767014 Result	Dup Result	RPD	Max RPD	Qualifiers
Sulfide, Total	mg/L	ND	ND		20	

Results presented on this page are in the units indicated by the "Units" column except where an alternate unit is presented to the right of the result.

REPORT OF LABORATORY ANALYSIS

This report shall not be reproduced, except in full,
without the written consent of Pace Analytical Services, Inc..

Pace Analytical Services, Inc.
9608 Loiret Blvd.
Lenexa, KS 66219
(913)599-5665

QUALITY CONTROL DATA

Project: Fort Smith, AR
Pace Project No.: 60204767

QC Batch: WET/57722 Analysis Method: SM 4500-S-2 D
QC Batch Method: SM 4500-S-2 D Analysis Description: 4500S2D Sulfide, Total
Associated Lab Samples: 60204767031, 60204767033, 60204767034, 60204767035, 60204767036

METHOD BLANK: 1648891 Matrix: Water
Associated Lab Samples: 60204767031, 60204767033, 60204767034, 60204767035, 60204767036

Parameter	Units	Blank Result	Reporting Limit	MDL	Analyzed	Qualifiers
Sulfide, Total	mg/L	ND	0.050	0.012	10/13/15 08:22	

LABORATORY CONTROL SAMPLE: 1648892

Parameter	Units	Spike Conc.	LCS Result	LCS % Rec	% Rec Limits	Qualifiers
Sulfide, Total	mg/L	.5	0.49	98	80-120	

MATRIX SPIKE SAMPLE: 1648893

Parameter	Units	60204767031 Result	Spike Conc.	MS Result	MS % Rec	% Rec Limits	Qualifiers
Sulfide, Total	mg/L	ND	.5	0.48	95	75-125	

SAMPLE DUPLICATE: 1648894

Parameter	Units	60204767033 Result	Dup Result	RPD	Max RPD	Qualifiers
Sulfide, Total	mg/L	ND	ND		20	

Results presented on this page are in the units indicated by the "Units" column except where an alternate unit is presented to the right of the result.

REPORT OF LABORATORY ANALYSIS

This report shall not be reproduced, except in full,
without the written consent of Pace Analytical Services, Inc..

Pace Analytical Services, Inc.
9608 Loiret Blvd.
Lenexa, KS 66219
(913)599-5665

QUALITY CONTROL DATA

Project: Fort Smith, AR
Pace Project No.: 60204767

QC Batch: WET/57749
QC Batch Method: SM 4500-S-2 D
Analysis Method: SM 4500-S-2 D
Analysis Description: 4500S2D Sulfide, Total
Associated Lab Samples: 60204767015

METHOD BLANK: 1649816 Matrix: Water
Associated Lab Samples: 60204767015

Parameter	Units	Blank Result	Reporting Limit	MDL	Analyzed	Qualifiers
Sulfide, Total	mg/L	ND	0.050	0.012	10/13/15 15:48	

LABORATORY CONTROL SAMPLE: 1649817

Parameter	Units	Spike Conc.	LCS Result	LCS % Rec	% Rec Limits	Qualifiers
Sulfide, Total	mg/L	.5	0.49	98	80-120	

MATRIX SPIKE SAMPLE: 1649818

Parameter	Units	60204906001 Result	Spike Conc.	MS Result	MS % Rec	% Rec Limits	Qualifiers
Sulfide, Total	mg/L	ND	.5	0.55	110	75-125	

SAMPLE DUPLICATE: 1649819

Parameter	Units	60204906002 Result	Dup Result	RPD	Max RPD	Qualifiers
Sulfide, Total	mg/L	0.70	0.70	0	20	

Results presented on this page are in the units indicated by the "Units" column except where an alternate unit is presented to the right of the result.

REPORT OF LABORATORY ANALYSIS

This report shall not be reproduced, except in full,
without the written consent of Pace Analytical Services, Inc..

Pace Analytical Services, Inc.
9608 Loiret Blvd.
Lenexa, KS 66219
(913)599-5665

QUALITY CONTROL DATA

Project: Fort Smith, AR
Pace Project No.: 60204767

QC Batch: WETA/36368 Analysis Method: EPA 300.0
QC Batch Method: EPA 300.0 Analysis Description: 300.0 IC Anions
Associated Lab Samples: 60204767001, 60204767003, 60204767004, 60204767005, 60204767006, 60204767008, 60204767009, 60204767010, 60204767013, 60204767014, 60204767015, 60204767017, 60204767020, 60204767021, 60204767022

METHOD BLANK: 1650104 Matrix: Water
Associated Lab Samples: 60204767001, 60204767003, 60204767004, 60204767005, 60204767006, 60204767008, 60204767009, 60204767010, 60204767013, 60204767014, 60204767015, 60204767017, 60204767020, 60204767021, 60204767022

Parameter	Units	Blank Result	Reporting Limit	MDL	Analyzed	Qualifiers
Chloride	mg/L	ND	1.0	0.50	10/15/15 07:53	
Sulfate	mg/L	ND	1.0	0.24	10/15/15 07:53	

LABORATORY CONTROL SAMPLE: 1650105

Parameter	Units	Spike Conc.	LCS Result	LCS % Rec	% Rec Limits	Qualifiers
Chloride	mg/L	5	4.6	92	90-110	
Sulfate	mg/L	5	4.8	96	90-110	

MATRIX SPIKE SAMPLE: 1650106

Parameter	Units	60204542001 Result	Spike Conc.	MS Result	MS % Rec	% Rec Limits	Qualifiers
Chloride	mg/L	254	100	348	94	80-120	
Sulfate	mg/L	67.7	50	112	88	80-120	

MATRIX SPIKE SAMPLE: 1650107

Parameter	Units	60204710003 Result	Spike Conc.	MS Result	MS % Rec	% Rec Limits	Qualifiers
Chloride	mg/L	6.2	25	27.5	85	80-120	
Sulfate	mg/L	68.1	25	89.4	85	80-120	

Results presented on this page are in the units indicated by the "Units" column except where an alternate unit is presented to the right of the result.

REPORT OF LABORATORY ANALYSIS

This report shall not be reproduced, except in full,
without the written consent of Pace Analytical Services, Inc..

Pace Analytical Services, Inc.
9608 Loiret Blvd.
Lenexa, KS 66219
(913)599-5665

QUALITY CONTROL DATA

Project: Fort Smith, AR
Pace Project No.: 60204767

QC Batch: WETA/36390 Analysis Method: EPA 300.0
QC Batch Method: EPA 300.0 Analysis Description: 300.0 IC Anions
Associated Lab Samples: 60204767023, 60204767024, 60204767026, 60204767027, 60204767028, 60204767031, 60204767033, 60204767034, 60204767035, 60204767036

METHOD BLANK: 1650893 Matrix: Water
Associated Lab Samples: 60204767023, 60204767024, 60204767026, 60204767027, 60204767028, 60204767031, 60204767033, 60204767034, 60204767035, 60204767036

Parameter	Units	Blank Result	Reporting Limit	MDL	Analyzed	Qualifiers
Chloride	mg/L	ND	1.0	0.50	10/15/15 20:13	
Sulfate	mg/L	ND	1.0	0.24	10/15/15 20:13	

METHOD BLANK: 1651700 Matrix: Water
Associated Lab Samples: 60204767023, 60204767024, 60204767026, 60204767027, 60204767028, 60204767031, 60204767033, 60204767034, 60204767035, 60204767036

Parameter	Units	Blank Result	Reporting Limit	MDL	Analyzed	Qualifiers
Chloride	mg/L	ND	1.0	0.50	10/16/15 09:03	
Sulfate	mg/L	ND	1.0	0.24	10/16/15 09:03	

LABORATORY CONTROL SAMPLE: 1650894

Parameter	Units	Spike Conc.	LCS Result	LCS % Rec	% Rec Limits	Qualifiers
Chloride	mg/L	5	4.6	92	90-110	
Sulfate	mg/L	5	4.5	91	90-110	

LABORATORY CONTROL SAMPLE: 1651701

Parameter	Units	Spike Conc.	LCS Result	LCS % Rec	% Rec Limits	Qualifiers
Chloride	mg/L	5	4.7	95	90-110	
Sulfate	mg/L	5	4.7	94	90-110	

MATRIX SPIKE SAMPLE: 1650895

Parameter	Units	60204767023 Result	Spike Conc.	MS Result	MS % Rec	% Rec Limits	Qualifiers
Chloride	mg/L	205	100	290	85	80-120	
Sulfate	mg/L	1070	500	1500	87	80-120	

Results presented on this page are in the units indicated by the "Units" column except where an alternate unit is presented to the right of the result.

REPORT OF LABORATORY ANALYSIS

This report shall not be reproduced, except in full,
without the written consent of Pace Analytical Services, Inc..

Pace Analytical Services, Inc.
9608 Loiret Blvd.
Lenexa, KS 66219
(913)599-5665

QUALITY CONTROL DATA

Project: Fort Smith, AR
Pace Project No.: 60204767

MATRIX SPIKE SAMPLE: 1650896

Parameter	Units	60204852001 Result	Spike Conc.	MS Result	MS % Rec	% Rec Limits	Qualifiers
Chloride	mg/L	2050	1000	2990	94	80-120	
Sulfate	mg/L	ND	1000	1040	91	80-120	

Results presented on this page are in the units indicated by the "Units" column except where an alternate unit is presented to the right of the result.

REPORT OF LABORATORY ANALYSIS

This report shall not be reproduced, except in full,
without the written consent of Pace Analytical Services, Inc..

Pace Analytical Services, Inc.
9608 Loiret Blvd.
Lenexa, KS 66219
(913)599-5665

QUALITY CONTROL DATA

Project: Fort Smith, AR
Pace Project No.: 60204767

QC Batch: WETA/36375 Analysis Method: EPA 350.1
QC Batch Method: EPA 350.1 Analysis Description: 350.1 Ammonia
Associated Lab Samples: 60204767001, 60204767003, 60204767004, 60204767005, 60204767006, 60204767008, 60204767009, 60204767010, 60204767013, 60204767014

METHOD BLANK: 1650480 Matrix: Water
Associated Lab Samples: 60204767001, 60204767003, 60204767004, 60204767005, 60204767006, 60204767008, 60204767009, 60204767010, 60204767013, 60204767014

Parameter	Units	Blank Result	Reporting Limit	MDL	Analyzed	Qualifiers
Nitrogen, Ammonia	mg/L	ND	0.10	0.046	10/14/15 13:43	

LABORATORY CONTROL SAMPLE: 1650481

Parameter	Units	Spike Conc.	LCS Result	LCS % Rec	% Rec Limits	Qualifiers
Nitrogen, Ammonia	mg/L	2	2.0	98	90-110	

MATRIX SPIKE SAMPLE: 1650482

Parameter	Units	60204563014 Result	Spike Conc.	MS Result	MS % Rec	% Rec Limits	Qualifiers
Nitrogen, Ammonia	mg/L	ND	2	1.6	79	90-110	M1

MATRIX SPIKE SAMPLE: 1650492

Parameter	Units	60204767013 Result	Spike Conc.	MS Result	MS % Rec	% Rec Limits	Qualifiers
Nitrogen, Ammonia	mg/L	0.35	2	1.1	38	90-110	M1

SAMPLE DUPLICATE: 1650483

Parameter	Units	60204563032 Result	Dup Result	RPD	Max RPD	Qualifiers
Nitrogen, Ammonia	mg/L	ND	ND		18	

Results presented on this page are in the units indicated by the "Units" column except where an alternate unit is presented to the right of the result.

REPORT OF LABORATORY ANALYSIS

This report shall not be reproduced, except in full,
without the written consent of Pace Analytical Services, Inc..

Pace Analytical Services, Inc.
9608 Loiret Blvd.
Lenexa, KS 66219
(913)599-5665

QUALITY CONTROL DATA

Project: Fort Smith, AR
Pace Project No.: 60204767

QC Batch: WETA/36376 Analysis Method: EPA 350.1
QC Batch Method: EPA 350.1 Analysis Description: 350.1 Ammonia
Associated Lab Samples: 60204767015, 60204767017, 60204767020, 60204767021, 60204767022, 60204767023, 60204767024, 60204767026, 60204767027, 60204767028, 60204767031, 60204767033, 60204767034, 60204767035, 60204767036

METHOD BLANK: 1650529 Matrix: Water
Associated Lab Samples: 60204767015, 60204767017, 60204767020, 60204767021, 60204767022, 60204767023, 60204767024, 60204767026, 60204767027, 60204767028, 60204767031, 60204767033, 60204767034, 60204767035, 60204767036

Parameter	Units	Blank Result	Reporting Limit	MDL	Analyzed	Qualifiers
Nitrogen, Ammonia	mg/L	ND	0.10	0.046	10/14/15 14:16	

LABORATORY CONTROL SAMPLE: 1650530

Parameter	Units	Spike Conc.	LCS Result	LCS % Rec	% Rec Limits	Qualifiers
Nitrogen, Ammonia	mg/L	2	2.0	100	90-110	

MATRIX SPIKE SAMPLE: 1650531

Parameter	Units	60204767015 Result	Spike Conc.	MS Result	MS % Rec	% Rec Limits	Qualifiers
Nitrogen, Ammonia	mg/L	ND	2	1.5	73	90-110	M1

MATRIX SPIKE SAMPLE: 1650533

Parameter	Units	60204767020 Result	Spike Conc.	MS Result	MS % Rec	% Rec Limits	Qualifiers
Nitrogen, Ammonia	mg/L	0.12	2	1.4	63	90-110	M1

SAMPLE DUPLICATE: 1650532

Parameter	Units	60204767017 Result	Dup Result	RPD	Max RPD	Qualifiers
Nitrogen, Ammonia	mg/L	ND	ND		18	

Results presented on this page are in the units indicated by the "Units" column except where an alternate unit is presented to the right of the result.

REPORT OF LABORATORY ANALYSIS

This report shall not be reproduced, except in full,
without the written consent of Pace Analytical Services, Inc..

Pace Analytical Services, Inc.
9608 Loiret Blvd.
Lenexa, KS 66219
(913)599-5665

QUALITY CONTROL DATA

Project: Fort Smith, AR
Pace Project No.: 60204767

QC Batch: WETA/36303 Analysis Method: EPA 353.2
QC Batch Method: EPA 353.2 Analysis Description: 353.2 Nitrate + Nitrite, Unpres.
Associated Lab Samples: 60204767003, 60204767006, 60204767022, 60204767023, 60204767026, 60204767033

METHOD BLANK: 1648008 Matrix: Water
Associated Lab Samples: 60204767003, 60204767006, 60204767022, 60204767023, 60204767026, 60204767033

Parameter	Units	Blank Result	Reporting Limit	MDL	Analyzed	Qualifiers
Nitrogen, Nitrate	mg/L	ND	0.10	0.014	10/10/15 08:13	
Nitrogen, Nitrite	mg/L	ND	0.10	0.023	10/10/15 08:13	
Nitrogen, NO2 plus NO3	mg/L	ND	0.10	0.014	10/10/15 08:13	

LABORATORY CONTROL SAMPLE: 1648009

Parameter	Units	Spike Conc.	LCS Result	LCS % Rec	% Rec Limits	Qualifiers
Nitrogen, Nitrate	mg/L	1.6	1.6	100	85-115	
Nitrogen, Nitrite	mg/L	.4	0.40	99	90-110	
Nitrogen, NO2 plus NO3	mg/L	2	2.0	100	90-110	

MATRIX SPIKE SAMPLE: 1648010

Parameter	Units	60204767022 Result	Spike Conc.	MS Result	MS % Rec	% Rec Limits	Qualifiers
Nitrogen, Nitrate	mg/L	0.022J	1.6	2.0	126	85-115	M1
Nitrogen, Nitrite	mg/L	ND	.4	0.49	122	90-110	M1
Nitrogen, NO2 plus NO3	mg/L	0.022J	2	2.5	125	90-110	M1

SAMPLE DUPLICATE: 1648011

Parameter	Units	60204767033 Result	Dup Result	RPD	Max RPD	Qualifiers
Nitrogen, Nitrate	mg/L	2.2	2.2	0	20	
Nitrogen, Nitrite	mg/L	ND	ND		20	
Nitrogen, NO2 plus NO3	mg/L	2.2	2.2	0	20	

Results presented on this page are in the units indicated by the "Units" column except where an alternate unit is presented to the right of the result.

REPORT OF LABORATORY ANALYSIS

This report shall not be reproduced, except in full,
without the written consent of Pace Analytical Services, Inc..

Pace Analytical Services, Inc.
9608 Loiret Blvd.
Lenexa, KS 66219
(913)599-5665

QUALITY CONTROL DATA

Project: Fort Smith, AR
Pace Project No.: 60204767

QC Batch: WETA/36304 Analysis Method: EPA 353.2
QC Batch Method: EPA 353.2 Analysis Description: 353.2 Nitrate + Nitrite, Unpres.
Associated Lab Samples: 60204767001, 60204767004, 60204767005, 60204767008, 60204767009, 60204767010, 60204767013, 60204767014, 60204767015, 60204767017, 60204767020, 60204767021, 60204767024, 60204767027, 60204767028, 60204767031, 60204767034, 60204767035, 60204767036

METHOD BLANK: 1648012 Matrix: Water
Associated Lab Samples: 60204767001, 60204767004, 60204767005, 60204767008, 60204767009, 60204767010, 60204767013, 60204767014, 60204767015, 60204767017, 60204767020, 60204767021, 60204767024, 60204767027, 60204767028, 60204767031, 60204767034, 60204767035, 60204767036

Parameter	Units	Blank Result	Reporting Limit	MDL	Analyzed	Qualifiers
Nitrogen, Nitrate	mg/L	ND	0.10	0.014	10/10/15 09:01	
Nitrogen, Nitrite	mg/L	ND	0.10	0.023	10/10/15 09:01	
Nitrogen, NO2 plus NO3	mg/L	ND	0.10	0.014	10/10/15 09:01	

LABORATORY CONTROL SAMPLE: 1648013

Parameter	Units	Spike Conc.	LCS Result	LCS % Rec	% Rec Limits	Qualifiers
Nitrogen, Nitrate	mg/L	1.6	1.7	107	85-115	
Nitrogen, Nitrite	mg/L	.4	0.42	105	90-110	
Nitrogen, NO2 plus NO3	mg/L	2	2.1	107	90-110	

MATRIX SPIKE SAMPLE: 1648014

Parameter	Units	60204767001 Result	Spike Conc.	MS Result	MS % Rec	% Rec Limits	Qualifiers
Nitrogen, Nitrate	mg/L	0.11	1.6	1.4	84	85-115	M1
Nitrogen, Nitrite	mg/L	ND	.4	0.44	109	90-110	
Nitrogen, NO2 plus NO3	mg/L	0.11	2	1.9	89	90-110	M1

MATRIX SPIKE SAMPLE: 1648015

Parameter	Units	60204767034 Result	Spike Conc.	MS Result	MS % Rec	% Rec Limits	Qualifiers
Nitrogen, Nitrate	mg/L	2.2	1.6	2.3	0	85-115	M1
Nitrogen, Nitrite	mg/L	ND	.4	ND	0	90-110	M1
Nitrogen, NO2 plus NO3	mg/L	2.2	2	2.3	0	90-110	M1

Results presented on this page are in the units indicated by the "Units" column except where an alternate unit is presented to the right of the result.

REPORT OF LABORATORY ANALYSIS

This report shall not be reproduced, except in full,
without the written consent of Pace Analytical Services, Inc..

Pace Analytical Services, Inc.
9608 Loiret Blvd.
Lenexa, KS 66219
(913)599-5665

QUALITY CONTROL DATA

Project: Fort Smith, AR
Pace Project No.: 60204767

QC Batch: WETA/36363 Analysis Method: EPA 365.4
QC Batch Method: EPA 365.4 Analysis Description: 365.4 Phosphorus
Associated Lab Samples: 60204767001, 60204767003, 60204767004, 60204767005, 60204767006

METHOD BLANK: 1649988 Matrix: Water
Associated Lab Samples: 60204767001, 60204767003, 60204767004, 60204767005, 60204767006

Parameter	Units	Blank Result	Reporting Limit	MDL	Analyzed	Qualifiers
Phosphorus	mg/L	ND	0.10	0.032	10/15/15 07:58	
Phosphorus as PO4	mg/L	ND	0.31		10/15/15 07:58	

LABORATORY CONTROL SAMPLE: 1649989

Parameter	Units	Spike Conc.	LCS Result	LCS % Rec	% Rec Limits	Qualifiers
Phosphorus	mg/L	2	2.1	103	90-110	
Phosphorus as PO4	mg/L		6.3			

MATRIX SPIKE SAMPLE: 1649990

Parameter	Units	60204563042 Result	Spike Conc.	MS Result	MS % Rec	% Rec Limits	Qualifiers
Phosphorus	mg/L	0.28	2	2.4	104	90-110	
Phosphorus as PO4	mg/L	0.87		7.2			

MATRIX SPIKE SAMPLE: 1649992

Parameter	Units	60204767003 Result	Spike Conc.	MS Result	MS % Rec	% Rec Limits	Qualifiers
Phosphorus	mg/L	8.8	2	10.8	99	90-110	
Phosphorus as PO4	mg/L	27.1		33.1			

SAMPLE DUPLICATE: 1649991

Parameter	Units	60204563043 Result	Dup Result	RPD	Max RPD	Qualifiers
Phosphorus	mg/L	ND	ND		10	
Phosphorus as PO4	mg/L	ND	ND	0		

Results presented on this page are in the units indicated by the "Units" column except where an alternate unit is presented to the right of the result.

REPORT OF LABORATORY ANALYSIS

This report shall not be reproduced, except in full,
without the written consent of Pace Analytical Services, Inc..

Pace Analytical Services, Inc.
9608 Loiret Blvd.
Lenexa, KS 66219
(913)599-5665

QUALITY CONTROL DATA

Project: Fort Smith, AR
Pace Project No.: 60204767

QC Batch: WETA/36383 Analysis Method: EPA 365.4
QC Batch Method: EPA 365.4 Analysis Description: 365.4 Phosphorus
Associated Lab Samples: 60204767008, 60204767009, 60204767010, 60204767013, 60204767014, 60204767015, 60204767017, 60204767020, 60204767021, 60204767022, 60204767023, 60204767024, 60204767026, 60204767027, 60204767028, 60204767031, 60204767033, 60204767034, 60204767035, 60204767036

METHOD BLANK: 1650859 Matrix: Water
Associated Lab Samples: 60204767008, 60204767009, 60204767010, 60204767013, 60204767014, 60204767015, 60204767017, 60204767020, 60204767021, 60204767022, 60204767023, 60204767024, 60204767026, 60204767027, 60204767028, 60204767031, 60204767033, 60204767034, 60204767035, 60204767036

Parameter	Units	Blank Result	Reporting Limit	MDL	Analyzed	Qualifiers
Phosphorus	mg/L	ND	0.10	0.032	10/16/15 06:52	
Phosphorus as PO4	mg/L	ND	0.31		10/16/15 06:52	

LABORATORY CONTROL SAMPLE: 1650860

Parameter	Units	Spike Conc.	LCS Result	LCS % Rec	% Rec Limits	Qualifiers
Phosphorus	mg/L	2	2.0	99	90-110	
Phosphorus as PO4	mg/L		6.1			

MATRIX SPIKE SAMPLE: 1650861

Parameter	Units	60204767015 Result	Spike Conc.	MS Result	MS % Rec	% Rec Limits	Qualifiers
Phosphorus	mg/L	ND	2	1.9	97	90-110	
Phosphorus as PO4	mg/L	ND		5.9			

MATRIX SPIKE SAMPLE: 1650863

Parameter	Units	60204767033 Result	Spike Conc.	MS Result	MS % Rec	% Rec Limits	Qualifiers
Phosphorus	mg/L	ND	2	1.9	97	90-110	
Phosphorus as PO4	mg/L	ND		6.0			

SAMPLE DUPLICATE: 1650862

Parameter	Units	60204767017 Result	Dup Result	RPD	Max RPD	Qualifiers
Phosphorus	mg/L	ND	ND		10	
Phosphorus as PO4	mg/L	ND	ND	0		

Results presented on this page are in the units indicated by the "Units" column except where an alternate unit is presented to the right of the result.

REPORT OF LABORATORY ANALYSIS

This report shall not be reproduced, except in full,
without the written consent of Pace Analytical Services, Inc..

Pace Analytical Services, Inc.
9608 Loiret Blvd.
Lenexa, KS 66219
(913)599-5665

QUALITY CONTROL DATA

Project: Fort Smith, AR
Pace Project No.: 60204767

QC Batch: WETA/36360 Analysis Method: SM 5310C
QC Batch Method: SM 5310C Analysis Description: 5310C Total Organic Carbon
Associated Lab Samples: 60204767003, 60204767004, 60204767005, 60204767006, 60204767008, 60204767009, 60204767010, 60204767013, 60204767014, 60204767015

METHOD BLANK: 1649976 Matrix: Water
Associated Lab Samples: 60204767003, 60204767004, 60204767005, 60204767006, 60204767008, 60204767009, 60204767010, 60204767013, 60204767014, 60204767015

Parameter	Units	Blank Result	Reporting Limit	MDL	Analyzed	Qualifiers
Total Organic Carbon	mg/L	0.52J	1.0	0.46	10/14/15 17:36	

LABORATORY CONTROL SAMPLE: 1649977

Parameter	Units	Spike Conc.	LCS Result	LCS % Rec	% Rec Limits	Qualifiers
Total Organic Carbon	mg/L	5	5.4	108	80-120	

MATRIX SPIKE SAMPLE: 1649978

Parameter	Units	60204563014 Result	Spike Conc.	MS Result	MS % Rec	% Rec Limits	Qualifiers
Total Organic Carbon	mg/L	0.61J	5	5.6	101	80-120	

SAMPLE DUPLICATE: 1649979

Parameter	Units	60204563043 Result	Dup Result	RPD	Max RPD	Qualifiers
Total Organic Carbon	mg/L	0.96J	0.98J		25	

Results presented on this page are in the units indicated by the "Units" column except where an alternate unit is presented to the right of the result.

REPORT OF LABORATORY ANALYSIS

This report shall not be reproduced, except in full,
without the written consent of Pace Analytical Services, Inc..

Pace Analytical Services, Inc.
9608 Loiret Blvd.
Lenexa, KS 66219
(913)599-5665

QUALITY CONTROL DATA

Project: Fort Smith, AR
Pace Project No.: 60204767

QC Batch: WETA/36378 Analysis Method: SM 5310C
QC Batch Method: SM 5310C Analysis Description: 5310C Total Organic Carbon
Associated Lab Samples: 60204767017, 60204767020, 60204767021, 60204767022, 60204767023, 60204767024, 60204767026, 60204767027, 60204767028, 60204767031, 60204767033, 60204767034, 60204767035, 60204767036

METHOD BLANK: 1650698 Matrix: Water
Associated Lab Samples: 60204767017, 60204767020, 60204767021, 60204767022, 60204767023, 60204767024, 60204767026, 60204767027, 60204767028, 60204767031, 60204767033, 60204767034, 60204767035, 60204767036

Parameter	Units	Blank Result	Reporting Limit	MDL	Analyzed	Qualifiers
Total Organic Carbon	mg/L	ND	1.0	0.46	10/15/15 10:47	

LABORATORY CONTROL SAMPLE: 1650699

Parameter	Units	Spike Conc.	LCS Result	LCS % Rec	% Rec Limits	Qualifiers
Total Organic Carbon	mg/L	5	5.3	105	80-120	

MATRIX SPIKE SAMPLE: 1650700

Parameter	Units	60204767017 Result	Spike Conc.	MS Result	MS % Rec	% Rec Limits	Qualifiers
Total Organic Carbon	mg/L	ND	5	3.4	63	80-120	M1

SAMPLE DUPLICATE: 1650701

Parameter	Units	60204767020 Result	Dup Result	RPD	Max RPD	Qualifiers
Total Organic Carbon	mg/L	ND	ND		25	

Results presented on this page are in the units indicated by the "Units" column except where an alternate unit is presented to the right of the result.

REPORT OF LABORATORY ANALYSIS

This report shall not be reproduced, except in full,
without the written consent of Pace Analytical Services, Inc..

Pace Analytical Services, Inc.
9608 Loiret Blvd.
Lenexa, KS 66219
(913)599-5665

QUALITY CONTROL DATA

Project: Fort Smith, AR
Pace Project No.: 60204767

QC Batch: WETA/36508 — Analysis Method: SM 5310C
QC Batch Method: SM 5310C — Analysis Description: 5310C Total Organic Carbon
Associated Lab Samples: 60204767001

METHOD BLANK: 1653951 — Matrix: Water
Associated Lab Samples: 60204767001

Parameter	Units	Blank Result	Reporting Limit	MDL	Analyzed	Qualifiers
Total Organic Carbon	mg/L	ND	1.0	0.46	10/21/15 10:10	

LABORATORY CONTROL SAMPLE: 1653952

Parameter	Units	Spike Conc.	LCS Result	LCS % Rec	% Rec Limits	Qualifiers
Total Organic Carbon	mg/L	5	5.1	101	80-120	

MATRIX SPIKE SAMPLE: 1653953

Parameter	Units	60205238001 Result	Spike Conc.	MS Result	MS % Rec	% Rec Limits	Qualifiers
Total Organic Carbon	mg/L	ND	5	2.7	43	80-120	M1

SAMPLE DUPLICATE: 1653955

Parameter	Units	60205238002 Result	Dup Result	RPD	Max RPD	Qualifiers
Total Organic Carbon	mg/L	ND	ND		25	

Results presented on this page are in the units indicated by the "Units" column except where an alternate unit is presented to the right of the result.

REPORT OF LABORATORY ANALYSIS

This report shall not be reproduced, except in full,
without the written consent of Pace Analytical Services, Inc..

Pace Analytical Services, Inc.
9608 Loiret Blvd.
Lenexa, KS 66219
(913)599-5665

QUALIFIERS

Project: Fort Smith, AR
Pace Project No.: 60204767

DEFINITIONS

DF - Dilution Factor, if reported, represents the factor applied to the reported data due to dilution of the sample aliquot.

ND - Not Detected at or above adjusted reporting limit.

J - Estimated concentration above the adjusted method detection limit and below the adjusted reporting limit.

MDL - Adjusted Method Detection Limit.

PQL - Practical Quantitation Limit.

RL - Reporting Limit.

S - Surrogate

1,2-Diphenylhydrazine decomposes to and cannot be separated from Azobenzene using Method 8270. The result for each analyte is a combined concentration.

Consistent with EPA guidelines, unrounded data are displayed and have been used to calculate % recovery and RPD values.

LCS(D) - Laboratory Control Sample (Duplicate)

MS(D) - Matrix Spike (Duplicate)

DUP - Sample Duplicate

RPD - Relative Percent Difference

NC - Not Calculable.

SG - Silica Gel - Clean-Up

U - Indicates the compound was analyzed for, but not detected.

N-Nitrosodiphenylamine decomposes and cannot be separated from Diphenylamine using Method 8270. The result reported for each analyte is a combined concentration.

Pace Analytical is TNI accredited. Contact your Pace PM for the current list of accredited analytes.

TNI - The NELAC Institute.

LABORATORIES

PASI-D	Pace Analytical Services - Dallas
PASI-K	Pace Analytical Services - Kansas City

BATCH QUALIFIERS

Batch: MSV/72185
[M5] A matrix spike/matrix spike duplicate was not performed for this batch due to insufficient sample volume.
Batch: MSV/72186
[M5] A matrix spike/matrix spike duplicate was not performed for this batch due to insufficient sample volume.
Batch: MSV/72258
[M5] A matrix spike/matrix spike duplicate was not performed for this batch due to insufficient sample volume.
Batch: MSV/72263
[M5] A matrix spike/matrix spike duplicate was not performed for this batch due to insufficient sample volume.
Batch: MSV/72280
[M5] A matrix spike/matrix spike duplicate was not performed for this batch due to insufficient sample volume.
Batch: WET/57812
[1] Ferrous Iron performed in the field
Batch: WET/57813
[1] Field pH
Batch: WET/57814
[1] Field pH

This report shall not be reproduced, except in full,
without the written consent of Pace Analytical Services, Inc..

Pace Analytical Services, Inc.
9608 Loiret Blvd.
Lenexa, KS 66219
(913)599-5665

QUALIFIERS

Project: Fort Smith, AR
Pace Project No.: 60204767

BATCH QUALIFIERS

Batch: WET/57815
[1] Ferrous Iron performed in the field
Batch: WET/57825
[1] Field pH
Batch: WET/57838
[1] Ferrous Iron performed in the field.
Batch: MSV/72387
[M5] A matrix spike/matrix spike duplicate was not performed for this batch due to insufficient sample volume.

ANALYTE QUALIFIERS

B	Analyte was detected in the associated method blank.
H6	Analysis initiated outside of the 15 minute EPA recommended holding time.
L0	Analyte recovery in the laboratory control sample (LCS) was outside QC limits.
L1	Analyte recovery in the laboratory control sample (LCS) was above QC limits. Results for this analyte in associated samples may be biased high.
L3	Analyte recovery in the laboratory control sample (LCS) exceeded QC limits. Analyte presence below reporting limits in associated samples. Results unaffected by high bias.
M1	Matrix spike recovery exceeded QC limits. Batch accepted based on laboratory control sample (LCS) recovery.
pH	Post-analysis pH measurement indicates insufficient VOA sample preservation.

This report shall not be reproduced, except in full,
without the written consent of Pace Analytical Services, Inc..

Pace Analytical Services, Inc.
9608 Loiret Blvd.
Lenexa, KS 66219
(913)599-5665

QUALITY CONTROL DATA CROSS REFERENCE TABLE

Project: Fort Smith, AR
Pace Project No.: 60204767

Lab ID	Sample ID	QC Batch Method	QC Batch	Analytical Method	Analytical Batch
60204767001	MW-61R-201510	EPA 8015 - Alcohol	GCSV/4452		
60204767003	MW-23-201510	EPA 8015 - Alcohol	GCSV/4452		
60204767004	MW-83-201510	EPA 8015 - Alcohol	GCSV/4452		
60204767005	MW-24-201510	EPA 8015 - Alcohol	GCSV/4452		
60204767006	MW-63R-201510	EPA 8015 - Alcohol	GCSV/4452		
60204767008	MW-38-201510	EPA 8015 - Alcohol	GCSV/4452		
60204767009	MW-58R-201510	EPA 8015 - Alcohol	GCSV/4452		
60204767010	MW-25-201510	EPA 8015 - Alcohol	GCSV/4452		
60204767013	ITMW-19-201510	EPA 8015 - Alcohol	GCSV/4452		
60204767014	MW-81-201510	EPA 8015 - Alcohol	GCSV/4452		
60204767015	MW-172-201510	EPA 8015 - Alcohol	GCSV/4452		
60204767017	MW-33R-201510	EPA 8015 - Alcohol	GCSV/4452		
60204767020	ITMW-15-201510	EPA 8015 - Alcohol	GCSV/4452		
60204767021	ITMW-7-201510	EPA 8015 - Alcohol	GCSV/4452		
60204767022	ITMW-21-201510	EPA 8015 - Alcohol	GCSV/4452		
60204767023	IW-77-201510	EPA 8015 - Alcohol	GCSV/4461		
60204767024	MW-86-201510	EPA 8015 - Alcohol	GCSV/4461		
60204767026	ITMW-17-201510	EPA 8015 - Alcohol	GCSV/4461		
60204767027	MW-85-201510	EPA 8015 - Alcohol	GCSV/4461		
60204767028	ITMW-18-201510	EPA 8015 - Alcohol	GCSV/4461		
60204767031	MW-34R-201510	EPA 8015 - Alcohol	GCSV/4461		
60204767033	MW-92-201510	EPA 8015 - Alcohol	GCSV/4461		
60204767034	MW-94-201510	EPA 8015 - Alcohol	GCSV/4461		
60204767035	MW-93-201510	EPA 8015 - Alcohol	GCSV/4461		
60204767036	MW-95-201510	EPA 8015 - Alcohol	GCSV/4461		
60204767001	MW-61R-201510	EPA 3010	MPRP/33491	EPA 6010	ICP/24679
60204767003	MW-23-201510	EPA 3010	MPRP/33491	EPA 6010	ICP/24679
60204767004	MW-83-201510	EPA 3010	MPRP/33491	EPA 6010	ICP/24679
60204767005	MW-24-201510	EPA 3010	MPRP/33491	EPA 6010	ICP/24679
60204767006	MW-63R-201510	EPA 3010	MPRP/33491	EPA 6010	ICP/24679
60204767008	MW-38-201510	EPA 3010	MPRP/33491	EPA 6010	ICP/24679
60204767009	MW-58R-201510	EPA 3010	MPRP/33491	EPA 6010	ICP/24679
60204767010	MW-25-201510	EPA 3010	MPRP/33491	EPA 6010	ICP/24679
60204767013	ITMW-19-201510	EPA 3010	MPRP/33491	EPA 6010	ICP/24679
60204767014	MW-81-201510	EPA 3010	MPRP/33491	EPA 6010	ICP/24679
60204767015	MW-172-201510	EPA 3010	MPRP/33491	EPA 6010	ICP/24679
60204767017	MW-33R-201510	EPA 3010	MPRP/33491	EPA 6010	ICP/24679
60204767020	ITMW-15-201510	EPA 3010	MPRP/33491	EPA 6010	ICP/24679
60204767021	ITMW-7-201510	EPA 3010	MPRP/33491	EPA 6010	ICP/24679
60204767022	ITMW-21-201510	EPA 3010	MPRP/33491	EPA 6010	ICP/24679
60204767023	IW-77-201510	EPA 3010	MPRP/33491	EPA 6010	ICP/24679
60204767024	MW-86-201510	EPA 3010	MPRP/33491	EPA 6010	ICP/24679
60204767026	ITMW-17-201510	EPA 3010	MPRP/33491	EPA 6010	ICP/24679
60204767027	MW-85-201510	EPA 3010	MPRP/33491	EPA 6010	ICP/24679
60204767028	ITMW-18-201510	EPA 3010	MPRP/33491	EPA 6010	ICP/24679
60204767031	MW-34R-201510	EPA 3010	MPRP/33492	EPA 6010	ICP/24676
60204767033	MW-92-201510	EPA 3010	MPRP/33492	EPA 6010	ICP/24676

This report shall not be reproduced, except in full,
without the written consent of Pace Analytical Services, Inc..

Pace Analytical Services, Inc.
9608 Loiret Blvd.
Lenexa, KS 66219
(913)599-5665

QUALITY CONTROL DATA CROSS REFERENCE TABLE

Project: Fort Smith, AR
Pace Project No.: 60204767

Lab ID	Sample ID	QC Batch Method	QC Batch	Analytical Method	Analytical Batch
60204767034	**MW-94-201510**	EPA 3010	MPRP/33492	EPA 6010	ICP/24676
60204767035	**MW-93-201510**	EPA 3010	MPRP/33492	EPA 6010	ICP/24676
60204767036	**MW-95-201510**	EPA 3010	MPRP/33492	EPA 6010	ICP/24676
60204767001	**MW-61R-201510**	EPA 5030B/8260	MSV/72186		
60204767002	**DUP-02-201510**	EPA 5030B/8260	MSV/72186		
60204767005	**MW-24-201510**	EPA 5030B/8260	MSV/72186		
60204767006	**MW-63R-201510**	EPA 5030B/8260	MSV/72186		
60204767007	**TB-19-201510**	EPA 5030B/8260	MSV/72186		
60204767008	**MW-38-201510**	EPA 5030B/8260	MSV/72186		
60204767008	**MW-38-201510**	EPA 5030B/8260	MSV/72387		
60204767009	**MW-58R-201510**	EPA 5030B/8260	MSV/72186		
60204767010	**MW-25-201510**	EPA 5030B/8260	MSV/72186		
60204767010	**MW-25-201510**	EPA 5030B/8260	MSV/72387		
60204767011	**TB-20-201510**	EPA 5030B/8260	MSV/72186		
60204767012	**TB-21-201510**	EPA 5030B/8260	MSV/72186		
60204767016	**EB-04-201510**	EPA 5030B/8260	MSV/72186		
60204767017	**MW-33R-201510**	EPA 5030B/8260	MSV/72258		
60204767018	**DUP-05-201510**	EPA 5030B/8260	MSV/72258		
60204767018	**DUP-05-201510**	EPA 5030B/8260	MSV/72387		
60204767019	**TB-22-201510**	EPA 5030B/8260	MSV/72258		
60204767021	**ITMW-7-201510**	EPA 5030B/8260	MSV/72258		
60204767022	**ITMW-21-201510**	EPA 5030B/8260	MSV/72258		
60204767025	**TB-23-201510**	EPA 5030B/8260	MSV/72258		
60204767028	**ITMW-18-201510**	EPA 5030B/8260	MSV/72258		
60204767030	**TB-24-201510**	EPA 5030B/8260	MSV/72263		
60204767032	**EB-07-201510**	EPA 5030B/8260	MSV/72263		
60204767035	**MW-93-201510**	EPA 5030B/8260	MSV/72263		
60204767035	**MW-93-201510**	EPA 5030B/8260	MSV/72387		
60204767036	**MW-95-201510**	EPA 5030B/8260	MSV/72263		
60204767036	**MW-95-201510**	EPA 5030B/8260	MSV/72387		
60204767037	**EB-06-201510**	EPA 5030B/8260	MSV/72263		
60204767038	**TB-25-201510**	EPA 5030B/8260	MSV/72263		
60204767003	**MW-23-201510**	EPA 5030B/8260	MSV/72185		
60204767004	**MW-83-201510**	EPA 5030B/8260	MSV/72185		
60204767013	**ITMW-19-201510**	EPA 5030B/8260	MSV/72185		
60204767014	**MW-81-201510**	EPA 5030B/8260	MSV/72280		
60204767015	**MW-172-201510**	EPA 5030B/8260	MSV/72280		
60204767020	**ITMW-15-201510**	EPA 5030B/8260	MSV/72185		
60204767023	**IW-77-201510**	EPA 5030B/8260	MSV/72185		
60204767024	**MW-86-201510**	EPA 5030B/8260	MSV/72185		

This report shall not be reproduced, except in full,
without the written consent of Pace Analytical Services, Inc..

Pace Analytical Services, Inc.
9608 Loiret Blvd.
Lenexa, KS 66219
(913)599-5665

QUALITY CONTROL DATA CROSS REFERENCE TABLE

Project: Fort Smith, AR
Pace Project No.: 60204767

Lab ID	Sample ID	QC Batch Method	QC Batch	Analytical Method	Analytical Batch
60204767024	MW-86-201510	EPA 5030B/8260	MSV/72280		
60204767026	ITMW-17-201510	EPA 5030B/8260	MSV/72185		
60204767026	ITMW-17-201510	EPA 5030B/8260	MSV/72280		
60204767027	MW-85-201510	EPA 5030B/8260	MSV/72185		
60204767027	MW-85-201510	EPA 5030B/8260	MSV/72280		
60204767029	DUP-06-201510	EPA 5030B/8260	MSV/72280		
60204767031	MW-34R-201510	EPA 5030B/8260	MSV/72280		
60204767033	MW-92-201510	EPA 5030B/8260	MSV/72280		
60204767034	MW-94-201510	EPA 5030B/8260	MSV/72280		
60204767001	MW-61R-201510	SM 2320B	WET/57766		
60204767003	MW-23-201510	SM 2320B	WET/57766		
60204767004	MW-83-201510	SM 2320B	WET/57766		
60204767005	MW-24-201510	SM 2320B	WET/57766		
60204767006	MW-63R-201510	SM 2320B	WET/57766		
60204767008	MW-38-201510	SM 2320B	WET/57766		
60204767009	MW-58R-201510	SM 2320B	WET/57766		
60204767010	MW-25-201510	SM 2320B	WET/57766		
60204767013	ITMW-19-201510	SM 2320B	WET/57766		
60204767014	MW-81-201510	SM 2320B	WET/57766		
60204767015	MW-172-201510	SM 2320B	WET/57766		
60204767017	MW-33R-201510	SM 2320B	WET/57776		
60204767020	ITMW-15-201510	SM 2320B	WET/57776		
60204767021	ITMW-7-201510	SM 2320B	WET/57776		
60204767022	ITMW-21-201510	SM 2320B	WET/57776		
60204767023	IW-77-201510	SM 2320B	WET/57791		
60204767024	MW-86-201510	SM 2320B	WET/57776		
60204767026	ITMW-17-201510	SM 2320B	WET/57776		
60204767027	MW-85-201510	SM 2320B	WET/57776		
60204767028	ITMW-18-201510	SM 2320B	WET/57776		
60204767031	MW-34R-201510	SM 2320B	WET/57776		
60204767033	MW-92-201510	SM 2320B	WET/57776		
60204767034	MW-94-201510	SM 2320B	WET/57776		
60204767035	MW-93-201510	SM 2320B	WET/57776		
60204767036	MW-95-201510	SM 2320B	WET/57776		
60204767001	MW-61R-201510	SM 3500-Fe B#4	WET/57812		
60204767003	MW-23-201510	SM 3500-Fe B#4	WET/57812		
60204767004	MW-83-201510	SM 3500-Fe B#4	WET/57838		
60204767005	MW-24-201510	SM 3500-Fe B#4	WET/57812		
60204767006	MW-63R-201510	SM 3500-Fe B#4	WET/57812		
60204767008	MW-38-201510	SM 3500-Fe B#4	WET/57812		
60204767009	MW-58R-201510	SM 3500-Fe B#4	WET/57812		
60204767010	MW-25-201510	SM 3500-Fe B#4	WET/57812		
60204767013	ITMW-19-201510	SM 3500-Fe B#4	WET/57812		

This report shall not be reproduced, except in full,
without the written consent of Pace Analytical Services, Inc..

Pace Analytical Services, Inc.
9608 Loiret Blvd.
Lenexa, KS 66219
(913)599-5665

QUALITY CONTROL DATA CROSS REFERENCE TABLE

Project: Fort Smith, AR
Pace Project No.: 60204767

Lab ID	Sample ID	QC Batch Method	QC Batch	Analytical Method	Analytical Batch
60204767014	MW-81-201510	SM 3500-Fe B#4	WET/57812		
60204767015	MW-172-201510	SM 3500-Fe B#4	WET/57812		
60204767017	MW-33R-201510	SM 3500-Fe B#4	WET/57812		
60204767020	ITMW-15-201510	SM 3500-Fe B#4	WET/57812		
60204767021	ITMW-7-201510	SM 3500-Fe B#4	WET/57812		
60204767022	ITMW-21-201510	SM 3500-Fe B#4	WET/57812		
60204767023	IW-77-201510	SM 3500-Fe B#4	WET/57812		
60204767024	MW-86-201510	SM 3500-Fe B#4	WET/57812		
60204767026	ITMW-17-201510	SM 3500-Fe B#4	WET/57812		
60204767027	MW-85-201510	SM 3500-Fe B#4	WET/57812		
60204767028	ITMW-18-201510	SM 3500-Fe B#4	WET/57812		
60204767031	MW-34R-201510	SM 3500-Fe B#4	WET/57815		
60204767033	MW-92-201510	SM 3500-Fe B#4	WET/57815		
60204767034	MW-94-201510	SM 3500-Fe B#4	WET/57815		
60204767035	MW-93-201510	SM 3500-Fe B#4	WET/57815		
60204767036	MW-95-201510	SM 3500-Fe B#4	WET/57815		
60204767001	MW-61R-201510	SM 4500-H+B	WET/57825		
60204767003	MW-23-201510	SM 4500-H+B	WET/57813		
60204767004	MW-83-201510	SM 4500-H+B	WET/57813		
60204767005	MW-24-201510	SM 4500-H+B	WET/57814		
60204767006	MW-63R-201510	SM 4500-H+B	WET/57813		
60204767008	MW-38-201510	SM 4500-H+B	WET/57814		
60204767009	MW-58R-201510	SM 4500-H+B	WET/57814		
60204767010	MW-25-201510	SM 4500-H+B	WET/57814		
60204767013	ITMW-19-201510	SM 4500-H+B	WET/57813		
60204767014	MW-81-201510	SM 4500-H+B	WET/57813		
60204767015	MW-172-201510	SM 4500-H+B	WET/57814		
60204767017	MW-33R-201510	SM 4500-H+B	WET/57814		
60204767020	ITMW-15-201510	SM 4500-H+B	WET/57813		
60204767021	ITMW-7-201510	SM 4500-H+B	WET/57813		
60204767022	ITMW-21-201510	SM 4500-H+B	WET/57813		
60204767023	IW-77-201510	SM 4500-H+B	WET/57813		
60204767024	MW-86-201510	SM 4500-H+B	WET/57814		
60204767026	ITMW-17-201510	SM 4500-H+B	WET/57813		
60204767027	MW-85-201510	SM 4500-H+B	WET/57813		
60204767028	ITMW-18-201510	SM 4500-H+B	WET/57814		
60204767031	MW-34R-201510	SM 4500-H+B	WET/57814		
60204767033	MW-92-201510	SM 4500-H+B	WET/57813		
60204767034	MW-94-201510	SM 4500-H+B	WET/57813		
60204767035	MW-93-201510	SM 4500-H+B	WET/57813		
60204767036	MW-95-201510	SM 4500-H+B	WET/57813		
60204767001	MW-61R-201510	SM 4500-S-2 D	WET/57721		

REPORT OF LABORATORY ANALYSIS

This report shall not be reproduced, except in full,
without the written consent of Pace Analytical Services, Inc..

Pace Analytical Services, Inc.
9608 Loiret Blvd.
Lenexa, KS 66219
(913)599-5665

QUALITY CONTROL DATA CROSS REFERENCE TABLE

Project: Fort Smith, AR
Pace Project No.: 60204767

Lab ID	Sample ID	QC Batch Method	QC Batch	Analytical Method	Analytical Batch
60204767003	MW-23-201510	SM 4500-S-2 D	WET/57721		
60204767004	MW-83-201510	SM 4500-S-2 D	WET/57721		
60204767005	MW-24-201510	SM 4500-S-2 D	WET/57721		
60204767006	MW-63R-201510	SM 4500-S-2 D	WET/57721		
60204767008	MW-38-201510	SM 4500-S-2 D	WET/57721		
60204767009	MW-58R-201510	SM 4500-S-2 D	WET/57721		
60204767010	MW-25-201510	SM 4500-S-2 D	WET/57721		
60204767013	ITMW-19-201510	SM 4500-S-2 D	WET/57721		
60204767014	MW-81-201510	SM 4500-S-2 D	WET/57721		
60204767015	MW-172-201510	SM 4500-S-2 D	WET/57749		
60204767017	MW-33R-201510	SM 4500-S-2 D	WET/57721		
60204767020	ITMW-15-201510	SM 4500-S-2 D	WET/57721		
60204767021	ITMW-7-201510	SM 4500-S-2 D	WET/57721		
60204767022	ITMW-21-201510	SM 4500-S-2 D	WET/57721		
60204767023	IW-77-201510	SM 4500-S-2 D	WET/57721		
60204767024	MW-86-201510	SM 4500-S-2 D	WET/57721		
60204767026	ITMW-17-201510	SM 4500-S-2 D	WET/57721		
60204767027	MW-85-201510	SM 4500-S-2 D	WET/57721		
60204767028	ITMW-18-201510	SM 4500-S-2 D	WET/57721		
60204767031	MW-34R-201510	SM 4500-S-2 D	WET/57722		
60204767033	MW-92-201510	SM 4500-S-2 D	WET/57722		
60204767034	MW-94-201510	SM 4500-S-2 D	WET/57722		
60204767035	MW-93-201510	SM 4500-S-2 D	WET/57722		
60204767036	MW-95-201510	SM 4500-S-2 D	WET/57722		
60204767001	MW-61R-201510	EPA 300.0	WETA/36368		
60204767003	MW-23-201510	EPA 300.0	WETA/36368		
60204767004	MW-83-201510	EPA 300.0	WETA/36368		
60204767005	MW-24-201510	EPA 300.0	WETA/36368		
60204767006	MW-63R-201510	EPA 300.0	WETA/36368		
60204767008	MW-38-201510	EPA 300.0	WETA/36368		
60204767009	MW-58R-201510	EPA 300.0	WETA/36368		
60204767010	MW-25-201510	EPA 300.0	WETA/36368		
60204767013	ITMW-19-201510	EPA 300.0	WETA/36368		
60204767014	MW-81-201510	EPA 300.0	WETA/36368		
60204767015	MW-172-201510	EPA 300.0	WETA/36368		
60204767017	MW-33R-201510	EPA 300.0	WETA/36368		
60204767020	ITMW-15-201510	EPA 300.0	WETA/36368		
60204767021	ITMW-7-201510	EPA 300.0	WETA/36368		
60204767022	ITMW-21-201510	EPA 300.0	WETA/36368		
60204767023	IW-77-201510	EPA 300.0	WETA/36390		
60204767024	MW-86-201510	EPA 300.0	WETA/36390		
60204767026	ITMW-17-201510	EPA 300.0	WETA/36390		
60204767027	MW-85-201510	EPA 300.0	WETA/36390		
60204767028	ITMW-18-201510	EPA 300.0	WETA/36390		
60204767031	MW-34R-201510	EPA 300.0	WETA/36390		
60204767033	MW-92-201510	EPA 300.0	WETA/36390		

This report shall not be reproduced, except in full,
without the written consent of Pace Analytical Services, Inc..

Pace Analytical Services, Inc.
9608 Loiret Blvd.
Lenexa, KS 66219
(913)599-5665

QUALITY CONTROL DATA CROSS REFERENCE TABLE

Project: Fort Smith, AR
Pace Project No.: 60204767

Lab ID	Sample ID	QC Batch Method	QC Batch	Analytical Method	Analytical Batch
60204767034	MW-94-201510	EPA 300.0	WETA/36390		
60204767035	MW-93-201510	EPA 300.0	WETA/36390		
60204767036	MW-95-201510	EPA 300.0	WETA/36390		
60204767001	MW-61R-201510	EPA 350.1	WETA/36375		
60204767003	MW-23-201510	EPA 350.1	WETA/36375		
60204767004	MW-83-201510	EPA 350.1	WETA/36375		
60204767005	MW-24-201510	EPA 350.1	WETA/36375		
60204767006	MW-63R-201510	EPA 350.1	WETA/36375		
60204767008	MW-38-201510	EPA 350.1	WETA/36375		
60204767009	MW-58R-201510	EPA 350.1	WETA/36375		
60204767010	MW-25-201510	EPA 350.1	WETA/36375		
60204767013	ITMW-19-201510	EPA 350.1	WETA/36375		
60204767014	MW-81-201510	EPA 350.1	WETA/36375		
60204767015	MW-172-201510	EPA 350.1	WETA/36376		
60204767017	MW-33R-201510	EPA 350.1	WETA/36376		
60204767020	ITMW-15-201510	EPA 350.1	WETA/36376		
60204767021	ITMW-7-201510	EPA 350.1	WETA/36376		
60204767022	ITMW-21-201510	EPA 350.1	WETA/36376		
60204767023	IW-77-201510	EPA 350.1	WETA/36376		
60204767024	MW-86-201510	EPA 350.1	WETA/36376		
60204767026	ITMW-17-201510	EPA 350.1	WETA/36376		
60204767027	MW-85-201510	EPA 350.1	WETA/36376		
60204767028	ITMW-18-201510	EPA 350.1	WETA/36376		
60204767031	MW-34R-201510	EPA 350.1	WETA/36376		
60204767033	MW-92-201510	EPA 350.1	WETA/36376		
60204767034	MW-94-201510	EPA 350.1	WETA/36376		
60204767035	MW-93-201510	EPA 350.1	WETA/36376		
60204767036	MW-95-201510	EPA 350.1	WETA/36376		
60204767001	MW-61R-201510	EPA 353.2	WETA/36304		
60204767003	MW-23-201510	EPA 353.2	WETA/36303		
60204767004	MW-83-201510	EPA 353.2	WETA/36304		
60204767005	MW-24-201510	EPA 353.2	WETA/36304		
60204767006	MW-63R-201510	EPA 353.2	WETA/36303		
60204767008	MW-38-201510	EPA 353.2	WETA/36304		
60204767009	MW-58R-201510	EPA 353.2	WETA/36304		
60204767010	MW-25-201510	EPA 353.2	WETA/36304		
60204767013	ITMW-19-201510	EPA 353.2	WETA/36304		
60204767014	MW-81-201510	EPA 353.2	WETA/36304		
60204767015	MW-172-201510	EPA 353.2	WETA/36304		
60204767017	MW-33R-201510	EPA 353.2	WETA/36304		
60204767020	ITMW-15-201510	EPA 353.2	WETA/36304		
60204767021	ITMW-7-201510	EPA 353.2	WETA/36304		
60204767022	ITMW-21-201510	EPA 353.2	WETA/36303		
60204767023	IW-77-201510	EPA 353.2	WETA/36303		

This report shall not be reproduced, except in full,
without the written consent of Pace Analytical Services, Inc..

Pace Analytical Services, Inc.
9608 Loiret Blvd.
Lenexa, KS 66219
(913)599-5665

QUALITY CONTROL DATA CROSS REFERENCE TABLE

Project: Fort Smith, AR
Pace Project No.: 60204767

Lab ID	Sample ID	QC Batch Method	QC Batch	Analytical Method	Analytical Batch
60204767024	MW-86-201510	EPA 353.2	WETA/36304		
60204767026	ITMW-17-201510	EPA 353.2	WETA/36303		
60204767027	MW-85-201510	EPA 353.2	WETA/36304		
60204767028	ITMW-18-201510	EPA 353.2	WETA/36304		
60204767031	MW-34R-201510	EPA 353.2	WETA/36304		
60204767033	MW-92-201510	EPA 353.2	WETA/36303		
60204767034	MW-94-201510	EPA 353.2	WETA/36304		
60204767035	MW-93-201510	EPA 353.2	WETA/36304		
60204767036	MW-95-201510	EPA 353.2	WETA/36304		
60204767001	MW-61R-201510	EPA 365.4	WETA/36363		
60204767003	MW-23-201510	EPA 365.4	WETA/36363		
60204767004	MW-83-201510	EPA 365.4	WETA/36363		
60204767005	MW-24-201510	EPA 365.4	WETA/36363		
60204767006	MW-63R-201510	EPA 365.4	WETA/36363		
60204767008	MW-38-201510	EPA 365.4	WETA/36383		
60204767009	MW-58R-201510	EPA 365.4	WETA/36383		
60204767010	MW-25-201510	EPA 365.4	WETA/36383		
60204767013	ITMW-19-201510	EPA 365.4	WETA/36383		
60204767014	MW-81-201510	EPA 365.4	WETA/36383		
60204767015	MW-172-201510	EPA 365.4	WETA/36383		
60204767017	MW-33R-201510	EPA 365.4	WETA/36383		
60204767020	ITMW-15-201510	EPA 365.4	WETA/36383		
60204767021	ITMW-7-201510	EPA 365.4	WETA/36383		
60204767022	ITMW-21-201510	EPA 365.4	WETA/36383		
60204767023	IW-77-201510	EPA 365.4	WETA/36383		
60204767024	MW-86-201510	EPA 365.4	WETA/36383		
60204767026	ITMW-17-201510	EPA 365.4	WETA/36383		
60204767027	MW-85-201510	EPA 365.4	WETA/36383		
60204767028	ITMW-18-201510	EPA 365.4	WETA/36383		
60204767031	MW-34R-201510	EPA 365.4	WETA/36383		
60204767033	MW-92-201510	EPA 365.4	WETA/36383		
60204767034	MW-94-201510	EPA 365.4	WETA/36383		
60204767035	MW-93-201510	EPA 365.4	WETA/36383		
60204767036	MW-95-201510	EPA 365.4	WETA/36383		
60204767001	MW-61R-201510	SM 4500-CO2 D	WETA/36542		
60204767003	MW-23-201510	SM 4500-CO2 D	WETA/36542		
60204767004	MW-83-201510	SM 4500-CO2 D	WETA/36542		
60204767005	MW-24-201510	SM 4500-CO2 D	WETA/36542		
60204767006	MW-63R-201510	SM 4500-CO2 D	WETA/36542		
60204767008	MW-38-201510	SM 4500-CO2 D	WETA/36542		
60204767009	MW-58R-201510	SM 4500-CO2 D	WETA/36542		
60204767010	MW-25-201510	SM 4500-CO2 D	WETA/36428		
60204767013	ITMW-19-201510	SM 4500-CO2 D	WETA/36428		
60204767014	MW-81-201510	SM 4500-CO2 D	WETA/36428		
60204767015	MW-172-201510	SM 4500-CO2 D	WETA/36428		

REPORT OF LABORATORY ANALYSIS

This report shall not be reproduced, except in full,
without the written consent of Pace Analytical Services, Inc..

Pace Analytical Services, Inc.
9608 Loiret Blvd.
Lenexa, KS 66219
(913)599-5665

QUALITY CONTROL DATA CROSS REFERENCE TABLE

Project: Fort Smith, AR
Pace Project No.: 60204767

Lab ID	Sample ID	QC Batch Method	QC Batch	Analytical Method	Analytical Batch
60204767017	MW-33R-201510	SM 4500-CO2 D	WETA/36428		
60204767020	ITMW-15-201510	SM 4500-CO2 D	WETA/36428		
60204767021	ITMW-7-201510	SM 4500-CO2 D	WETA/36428		
60204767022	ITMW-21-201510	SM 4500-CO2 D	WETA/36428		
60204767023	IW-77-201510	SM 4500-CO2 D	WETA/36428		
60204767024	MW-86-201510	SM 4500-CO2 D	WETA/36428		
60204767026	ITMW-17-201510	SM 4500-CO2 D	WETA/36428		
60204767027	MW-85-201510	SM 4500-CO2 D	WETA/36428		
60204767028	ITMW-18-201510	SM 4500-CO2 D	WETA/36428		
60204767031	MW-34R-201510	SM 4500-CO2 D	WETA/36428		
60204767033	MW-92-201510	SM 4500-CO2 D	WETA/36428		
60204767034	MW-94-201510	SM 4500-CO2 D	WETA/36428		
60204767035	MW-93-201510	SM 4500-CO2 D	WETA/36428		
60204767036	MW-95-201510	SM 4500-CO2 D	WETA/36428		
60204767001	MW-61R-201510	SM 5310C	WETA/36508		
60204767003	MW-23-201510	SM 5310C	WETA/36360		
60204767004	MW-83-201510	SM 5310C	WETA/36360		
60204767005	MW-24-201510	SM 5310C	WETA/36360		
60204767006	MW-63R-201510	SM 5310C	WETA/36360		
60204767008	MW-38-201510	SM 5310C	WETA/36360		
60204767009	MW-58R-201510	SM 5310C	WETA/36360		
60204767010	MW-25-201510	SM 5310C	WETA/36360		
60204767013	ITMW-19-201510	SM 5310C	WETA/36360		
60204767014	MW-81-201510	SM 5310C	WETA/36360		
60204767015	MW-172-201510	SM 5310C	WETA/36360		
60204767017	MW-33R-201510	SM 5310C	WETA/36378		
60204767020	ITMW-15-201510	SM 5310C	WETA/36378		
60204767021	ITMW-7-201510	SM 5310C	WETA/36378		
60204767022	ITMW-21-201510	SM 5310C	WETA/36378		
60204767023	IW-77-201510	SM 5310C	WETA/36378		
60204767024	MW-86-201510	SM 5310C	WETA/36378		
60204767026	ITMW-17-201510	SM 5310C	WETA/36378		
60204767027	MW-85-201510	SM 5310C	WETA/36378		
60204767028	ITMW-18-201510	SM 5310C	WETA/36378		
60204767031	MW-34R-201510	SM 5310C	WETA/36378		
60204767033	MW-92-201510	SM 5310C	WETA/36378		
60204767034	MW-94-201510	SM 5310C	WETA/36378		
60204767035	MW-93-201510	SM 5310C	WETA/36378		
60204767036	MW-95-201510	SM 5310C	WETA/36378		

This report shall not be reproduced, except in full,
without the written consent of Pace Analytical Services, Inc..

Pace Analytical
www.pacelabs.com

Sample Condition Upon Receipt

WO# : 60204767

60204767

Client Name: Environ

Optional
Proj Due Date:
Proj Name:

Courier: FedEx ☐ UPS ☐ VIA ☐ Clay ☐ PEX ☐ ECI ☐ Pace ☐ Other ☐ Client ☑

Tracking #: _____ Pace Shipping Label Used? Yes ☐ No ☑

Custody Seal on Cooler/Box Present: Yes ☑ No ☐ Seals intact: Yes ☑ No ☐

Packing Material: Bubble Wrap ☐ Bubble Bags ☐ Foam ☑ None ☐ Other ☐

Thermometer Used: CF +0.6 T-239 / CF +0.6 T-262 **Type of Ice:** (Wet) Blue None (circle one) ☐ Samples received on ice, cooling process has begun.

Cooler Temperature: 1.7, 2.4, 4.8, 5.1, 4.0, 5.1, 2.1

Temperature should be above freezing to 6°C

Date and initials of person examining contents: BB 10/9/15

Chain of Custody present:	☑Yes ☐No ☐N/A	1.
Chain of Custody filled out:	☑Yes ☐No ☐N/A	2.
Chain of Custody relinquished:	☑Yes ☐No ☐N/A	3.
Sampler name & signature on COC:	☑Yes ☐No ☐N/A	4.
Samples arrived within holding time:	☑Yes ☐No ☐N/A	5.
Short Hold Time analyses (<72hr):	☑Yes ☐No ☐N/A	6. No 2/3
Rush Turn Around Time requested:	☐Yes ☑No ☐N/A	7.
Sufficient volume:	☑Yes ☐No ☐N/A	8.
Correct containers used:	☑Yes ☐No ☐N/A	
Pace containers used:	☑Yes ☐No ☐N/A	9.
Containers intact:	☑Yes ☐No ☐N/A	10.
Unpreserved 5035A soils frozen w/in 48hrs?	☐Yes ☐No ☑N/A	11.
Filtered volume received for dissolved tests?	☐Yes ☐No ☑N/A	12.
Sample labels match COC: Includes date/time/ID/analyses Matrix: WS	☑Yes ☐No ☐N/A	13.
All containers needing preservation have been checked.	☑Yes ☐No ☐N/A	
All containers needing preservation are found to be in compliance with EPA recommendation.	☑Yes ☐No ☐N/A	14.
Exceptions: VOA, Coliform, O&G, WI-DRO (water)	☑Yes ☐No BB 10/9	Initial when completed / Lot # of added preservative
Trip Blank present:	☑Yes ☐No ☑N/A	
Pace Trip Blank lot # (if purchased): Cov. / not purchased		15.
Headspace in VOA vials (>6mm):	☐Yes ☑No ☐N/A	16.
Project sampled in USDA Regulated Area:	☐Yes ☐No ☑N/A	17. List State:
Additional labels attached to 5035A vials in the field?	☐Yes ☐No ☑N/A	18.

Client Notification/ Resolution: Copy COC to Client? Y / (N) Field Data Required? Y / (N)

Person Contacted: _____ Date/Time: _____

Comments/ Resolution: _____

Project Manager Review: CMC Date: 10/12/15

CHAIN-OF-CUSTODY / Analytical Request Document

The Chain-of-Custody is a LEGAL DOCUMENT. All relevant fields must be completed accurately.

Pace Analytical
www.pacelabs.com

Section A Required Client Information:

Company:	Environ
Address:	7500 College Blvd., Ste. 925
	Overland Park, KS 66210
Email To:	wstonestreet@environcorp.com
Phone: 913-553-5926	Fax:
Requested Due Date/TAT:	

Section B Required Project Information:

Report To:	Wendy Stonestreet
Copy To:	Tammy Gleason
Purchase Order No.:	NA
Project Name:	Fort Smith, AR
Project Number:	

Section C Invoice Information:

Attention:	Tammy Gleason
Company Name:	Environ
Address:	250 Monroe Ave. NW Grand Rapids
Pace Quote Reference:	Michigan, 49503
Pace Project Manager:	Colleen Clyne
Pace Profile #:	7444, line 1

REGULATORY AGENCY

☐ NPDES ☐ GROUND WATER ☐ DRINKING WATER
☐ UST ☐ RCRA ☑ OTHER ADEQ

Site Location STATE: AR

Section D Required Client Information

Valid Matrix Codes

MATRIX	CODE
DRINKING WATER	DW
WATER	WT
WASTE WATER	WW
PRODUCT	P
SOIL/SOLID	SL
OIL	OL
WIPE	WP
AIR	AR
OTHER	OT
TISSUE	TS

SAMPLE ID (A-Z, 0-9 / ,-) Sample IDs MUST BE UNIQUE

BP3N BP3U BP3Z AG3S BP3S

ITEM #	SAMPLE ID	MATRIX CODE (see valid codes to left)	SAMPLE TYPE (G=GRAB C=COMP)	COLLECTED: COMPOSITE START DATE	COMPOSITE START TIME	COMPOSITE END/GRAB DATE	COMPOSITE END/GRAB TIME	SAMPLE TEMP AT COLLECTION	# OF CONTAINERS	Preservatives: Unpreserved	H_2SO_4	HNO_3	HCl	NaOH + ZnAcetate	$Na_2S_2O_3$	Methanol	Other Ascorbic Acid	Analysis Test Y/N	8260 VOCs	Alkalinity	TOC	Chloride, Sulfate	8015 Chloroethanol (Pace Dallas)	8010-Iron/Mn	Ferric Iron calc. (send field Ferrous)	Ammonia	Nitrate+Nitrite	Total Phosphate (Pace Dallas)	Sulfide	CO2 Calc (Alkalinity +pH)	Residual Chlorine (Y/N)	Pace Project No./ Lab I.D.
																		Requested Analysis Filtered (Y/N)																60209767
1	MW-60R-201510	WT	G			10/8/15	1030		11	X	X	X	X	X					X	X	X	X	X	X	X	X	X	X	N		001
2	Dup-02-201510	WT	G			10/8/15	1030		#3				X						X										N		002
3	MW-23-201510	WT	G			10/8/15	0940	X	11	X	X	X		X			X		X	X	X	X	X	X	X	X	X	X	N	7 day hold	003
4	MW-83-201510	WT	G			10/8/15	1220		11	X	X	X		X			X		X	X	X	X	X	X	X	X	X	X	N	7 day hold	004
5	MW-24-201510	WT	G			10/8/15	1430		11	X	X	X	X	X					X	X	X	X	X	X	X	X	X	X	N		005
6	MW-60R-201510	WT	G			10/8/15	0858	X	11	X	X	X	X	X					X	X	X	X	X	X	X	X	X	X	N		006
7	TB-19-201510	WT	G			10/8/15	—		2				X						X										N		007
8	MW-38-201510	WT	G			10/8/15	1500		11	X	X	X	X	X					X	X	X	X	X	X	X	X	X	X	N		008
9	MW-58-201510	WT	G			10/8/15	1450		11	X	X	X	X	X					X	X	X	X	X	X	X	X	X	X	N		009
10	MW-25-201510	WT	G			10/8/15	1650		11	X	X	X	X	X					X	X	X	X	X	X	X	X	X	X	N		010
11	TB-20-201510	WT	G			10/8/15	—		2				X						X										N		011
12	TB-21-201510	WT	G			10/8/15	—		2				X						X										N		012

2DG9H 3DG9H 3DTHR 3DG9H 2DG9H 3DG9H

ADDITIONAL COMMENTS	RELINQUISHED BY / AFFILIATION	DATE	TIME	ACCEPTED BY / AFFILIATION	DATE	TIME	SAMPLE CONDITIONS			
Level IV data package required	Victoria Sieglen / Kamball Environ	10/8/15	1800							
	Wendy Stonestreet	10/9/15	1735	[signature] Pace	10/9/15	1737		Y	Y	Y

1.7, 2.4, 4.8, 5.1, 4.0, 5.1, 2.1

SAMPLER NAME AND SIGNATURE

PRINT Name of SAMPLER: Victoria Sieglen

SIGNATURE of SAMPLER: Victoria Sieglen

DATE Signed (MM/DD/YY): 10/8/15

Temp in °C	Received on Ice (Y/N)	Custody Sealed Cooler (Y/N)	Samples Intact (Y/N)
	Y	Y	Y

*Important Note: By signing this form you are accepting Pace's NET 30 day payment terms and agreeing to late charges of 1.5% per month for any invoices not paid within 30 days.

CHAIN-OF-CUSTODY / Analytical Request Document

The Chain-of-Custody is a LEGAL DOCUMENT. All relevant fields must be completed accurately.

Pace Analytical
www.pacelabs.com

Page: 2 of 4

Section A Required Client Information:

Company:	Environ
Address:	7500 College Blvd., Ste. 925
	Overland Park, KS 66210
Email To:	wstonestreet@environcorp.com
Phone: 913-553-5926	Fax:
Requested Due Date/TAT:	

Section B Required Project Information:

Report To:	Wendy Stonestreet
Copy To:	Tammy Gleason
Purchase Order No.:	NA
Project Name:	Fort Smith, AR
Project Number:	

Section C Invoice Information:

Attention:	Tammy Gleason
Company Name:	Environ
Address:	250 Monroe Ave. NW Grand Rapids
Pace Quote Reference:	Michigan, 49503
Pace Project Manager:	Colleen Clyne
Pace Profile #:	7444, line 1

REGULATORY AGENCY

☐ NPDES ☐ GROUND WATER ☐ DRINKING WATER
☐ UST ☐ RCRA ☑ OTHER ADEQ

Site Location STATE: AR

Section D Required Client Information

SAMPLE ID (A-Z, 0-9 / ,-) Sample IDs MUST BE UNIQUE

BP3N BP3U BP3Z AG3S BP3S VS

Valid Matrix Codes

MATRIX	CODE
DRINKING WATER	DW
WATER	WT
WASTE WATER	WW
PRODUCT	P
SOIL/SOLID	SL
OIL	OL
WIPE	WP
AIR	AR
OTHER	OT
TISSUE	TS

Requested Analysis Filtered (Y/N)

ITEM #	MATRIX CODE (see valid codes to left)	SAMPLE TYPE (G=GRAB C=COMP)	COLLECTED COMPOSITE START DATE	COLLECTED COMPOSITE START TIME	COLLECTED COMPOSITE END/GRAB DATE	COLLECTED COMPOSITE END/GRAB TIME	SAMPLE TEMP AT COLLECTION	# OF CONTAINERS	Preservatives: Unpreserved	H_2SO_4	HNO_3	HCl	NaOH + Zn Acetate	$Na_2S_2O_3$	Methanol	Other Ascorbic Acid	Y/N	Analysis Test: 8260 VOCs	Alkalinity	TOC	Chloride, Sulfate	8015 Chloroethanol (Pace Dallas)	6010-Iron/Mn	Ferric Iron calc. (send field Ferrous)	Ammonia	Nitrate+Nitrite	Total Phosphate (Pace Dallas)	Sulfide	CO_2 Calc (Alkalinity +pH)	Residual Chlorine (Y/N)	Pace Project No./ Lab I.D.
																	n	n	n	n	n	n	n	n	n	n	n	n	n	60204767
1	ITMW-19-201510	WT	G			10/8/15	1400	11	x	x	x	x	x			x		x	x	x	x	x	x	x	x	x	x	x	n	7 day hold	003
2	MW-81-201510	WT	G			10/8/15	1145	11	x	x	x		x			x		x	x	x	x	x	x	x	x	x	x	x	n	7 day hold	014
3	MW-172-201510	WT	G			10/8/15	1550	11	x	x	x		x			x		x	x	x	x	x	x	x	x	x	x	x	n	" "	005
4	EB-04-201510	WT	G			10/8/15	1051	3				x						x											n		016
5	MW-332-201510	WT	G			10/8/15	1420	11	x	x	x	x	x					x	x	x	x	x	x	x	x	x	x	x	n		017
6	Dup-05-201510	WT	G			10/8/15	1420	3				x						x											n		018
7	TB-22-201510	WT	G			10/8/15	—	2				x						y											n		019
8	ITMW-15-201510	WT	G			10/8/15	1130	11	x	x	x		x			x		x	x	x	x	x	x	x	x	x	x	x	n	7 day hold	020
9	ITMW-7-201510	WT	G			10/8/15	1120	11	x	x	x	x	x					x	x	x	x	x	x	x	x	x	x	x	n		021
10	ITMW-21-201510	WT	G			10/8/15	0850	X 11	x	x	x	x	x					x	x	x	x	x	x	x	x	x	x	x	n		022
11	MW-77-201510	WT	G			10/8/15	0930	X 11	x	x	x		x			x		x	x	x	x	x	x	x	x	x	x	x	n	7 day hold	023
12	MW-86-201510	WT	G			10/8/15	1600	11	x	x	x	x	x			x		x	x	x	x	x	x	x	x	x	x	x	n	" "	024

ADDITIONAL COMMENTS	RELINQUISHED BY / AFFILIATION	DATE	TIME	ACCEPTED BY / AFFILIATION	DATE	TIME	SAMPLE CONDITIONS			
Level IV data package required	Victoria Stegler / Ramboll Environ	1800	10/8/15							
	Wendy Stonestreet	1735		[signature]	10/9/15	1737		4	4	4

1.7, 2.4, 4.8, 5.1, 4.0, 5.1, 2.1

SAMPLER NAME AND SIGNATURE

PRINT Name of SAMPLER: Victoria Stegler

SIGNATURE of SAMPLER: Victoria Stegler

DATE Signed (MM/DD/YY): 10/8/15

Temp in °C | Received on Ice (Y/N) | Custody Sealed Cooler (Y/N) | Samples Intact (Y/N)

*Important Note: By signing this form you are accepting Pace's NET 30 day payment terms and agreeing to late charges of 1.5% per month for any invoices not paid within 30 days.

CHAIN-OF-CUSTODY / Analytical Request Document

The Chain-of-Custody is a LEGAL DOCUMENT. All relevant fields must be completed accurately.

Page: 3 of 4

Section A — Required Client Information:

Company:	Environ
Address:	7500 College Blvd., Ste. 925
	Overland Park, KS 66210
Email To:	wstonestreet@environcorp.com
Phone: 913-553-5926	Fax:
Requested Due Date/TAT:	

Section B — Required Project Information:

Report To:	Wendy Stonestreet
Copy To:	Tammy Gleason
Purchase Order No.:	NA
Project Name:	Fort Smith, AR
Project Number:	

Section C — Invoice Information:

Attention:	Tammy Gleason
Company Name:	Environ
Address:	250 Monroe Ave. NW Grand Rapids
Pace Quote Reference:	Michigan, 49503
Pace Project Manager:	Colleen Clyne
Pace Profile #:	7444, line 1

REGULATORY AGENCY

☐ NPDES ☐ GROUND WATER ☐ DRINKING WATER
☐ UST ☐ RCRA ☑ OTHER ADEQ

Site Location STATE: AR

Section D — Required Client Information

SAMPLE ID (A-Z, 0-9 / ,-) Sample IDs MUST BE UNIQUE

Valid Matrix Codes: DRINKING WATER DW; WATER WT; WASTE WATER WW; PRODUCT P; SOIL/SOLID SL; OIL OL; WIPE WP; AIR AR; OTHER OT; TISSUE TS

Requested Analysis Filtered (Y/N)

ITEM #	SAMPLE ID	MATRIX CODE (see valid codes to left)	SAMPLE TYPE (G=GRAB C=COMP)	COLLECTED COMPOSITE START DATE	COMPOSITE START TIME	COMPOSITE END/GRAB DATE	COMPOSITE END/GRAB TIME	SAMPLE TEMP AT COLLECTION	# OF CONTAINERS	Preservatives: Unpreserved	H_2SO_4	HNO_3	HCl	NaOH + Zn Acetate	$Na_2S_2O_3$	Methanol	Other Ascorbic Acid	Analysis Test Y/N	8260 VOCs	Alkalinity	TOC	Chloride, Sulfate	8015 Chloroethanol (Pace Dallas)	6010-Iron/Mn	Ferric iron calc. (send field Ferrous)	Ammonia	Nitrate+Nitrite	Total Phosphate (Pace Dallas)	Sulfide	CO2 Calc (Alkalinity +pH)	Residual Chlorine (Y/N)	Pace Project No./ Lab I.D.
1	TB-23-201510	WT	G			10/8/15	—		2				X						X										n	025
2	ITMW-17-201510	WT	G			10/8/15	0940	X	11	+	+	+		X			+		+	+	+	+	+	X	X	+	+	n	7 day hold	026
3	MW-85-201510	WT	G			10/8/15	1140		11	+	+	+		+			+		+	+	+	+	+	+	+	+		n	" "	027
4	ITMW-18-201510	WT	G			10/8/15	1035		11	+	+	+																n	"	028
5	Dup-02-201510	WT	G	BR	10/9/15	10/8/15	1035		3								+		+									n	7 day hold	029
6	TB-24-201510	WT	G			10/8/15	—		2				X						X									n		030
7	MW-31R-201510	WT	G			10/8/15	1445		11	+	+	+	+	+			+		+	+	+	+	+	+	+	+	+	n	7 day hold	031
8	EB-07-201510	WT	G			10/8/15	1150		3				X						+									n		032
9	MW-92-201510	WT	G			10/8/15	0853	✓	11	+	+	+		+			+		+	+	+	+	+	+	+	+	+	n	7 day hold	033
10	MW-94-201510	WT	G			10/8/15	1056		11	+	+	+		+			+		+	+	+	+	+	+	+	+	+	n	7 day hold	034
11	MW-93-201510	WT	G			10/8/15	1405		11	+	+	+	+	+					+	+	+	+	+	+	+	+	+	n		035
12	MW-95-201510	WT	G			10/8/15	1230		11	+	+	+	+	+					+	+	+	+	+	+	+	+	+	n		036

ADDITIONAL COMMENTS	RELINQUISHED BY / AFFILIATION	DATE	TIME	ACCEPTED BY / AFFILIATION	DATE	TIME	SAMPLE CONDITIONS
Level IV data package required BP2N BP3U BP3Z AG3S BP3S	Victoria Siegler 7	10/8/15	1800				
	Ramboll Environ						BR 10/9/15
	Wendy Stonestreet	10/9/15	1735	[illegible]		1737	X Y Y Y

1.7, 2.4, 4.8, 5.1, 4.0, 5.1, 2.1

SAMPLER NAME AND SIGNATURE

PRINT Name of SAMPLER: Victoria Siegler

SIGNATURE of SAMPLER: Victoria Sieg

DATE Signed (MM/DD/YY):

Temp in °C	Received on Ice (Y/N)	Custody Sealed Cooler (Y/N)	Samples Intact (Y/N)

*Important Note: By signing this form you are accepting Pace's NET 30 day payment terms and agreeing to late charges of 1.5% per month for any invoices not paid within 30 days.

Pace Analytical
www.pacelabs.com

CHAIN-OF-CUSTODY / Analytical Request Document

The Chain-of-Custody is a LEGAL DOCUMENT. All relevant fields must be completed accurately.

Page: 4 of 4

Section A — **Required** Client Information:

Company:	Environ
Address:	7500 College Blvd., Ste. 925
	Overland Park, KS 66210
Email To:	wstonestreet@environcorp.com
Phone: 913-553-5926	Fax:
Requested Due Date/TAT:	

Section B — **Required** Project Information:

Report To:	Wendy Stonestreet
Copy To:	Tammy Gleason
Purchase Order No.:	NA
Project Name:	Fort Smith, AR
Project Number:	

Section C — Invoice Information:

Attention:	Tammy Gleason
Company Name:	Environ
Address:	250 Monroe Ave. NW Grand Rapids
Pace Quote Reference:	Michigan, 49503
Pace Project Manager:	Colleen Clyne
Pace Profile #:	7444, line 1

REGULATORY AGENCY

☐ NPDES ☐ GROUND WATER ☐ DRINKING WATER
☐ UST ☐ RCRA ☑ OTHER ADEQ

Site Location — **STATE:** AR

Section D — **Required** Client Information

SAMPLE ID
(A-Z, 0-9 / ,-)
Sample IDs MUST BE UNIQUE

Valid Matrix Codes

MATRIX	CODE
DRINKING WATER	DW
WATER	WT
WASTE WATER	WW
PRODUCT	P
SOIL/SOLID	SL
OIL	OL
WIPE	WP
AIR	AR
OTHER	OT
TISSUE	TS

ITEM #	SAMPLE ID	MATRIX CODE (see valid codes to left)	SAMPLE TYPE (G=GRAB C=COMP)	COLLECTED: COMPOSITE START DATE	COMPOSITE START TIME	COMPOSITE END/GRAB DATE	COMPOSITE END/GRAB TIME	SAMPLE TEMP AT COLLECTION	# OF CONTAINERS	Preservatives: Unpreserved	H_2SO_4	HNO_3	HCl	NaOH	$Na_2S_2O_3$	Methanol	Other	Analysis Test Y/N	8260 VOCs	Alkalinity	TOC	Chloride, Sulfate	8015 Chloroethanol (Pace Dallas)	6010-Iron/Mn	Ferric Iron calc. (send field Ferrous)	Ammonia	Nitrate+Nitrite	Total Phosphate (Pace Dallas)	Sulfide	CO2 Calc (Alkalinity +pH)	Residual Chlorine (Y/N)	Pace Project No./ Lab I.D.
1	EB-CL-20510					4/8/15	1800		3				3						X												30694 037
2	TB-25-20510					4/8/15	--		2				HCl						X												20694 036
3																																
4																																
5																																
6																																
7																																
8																																
9																																
10																																
11																																
12																																

ADDITIONAL COMMENTS	RELINQUISHED BY / AFFILIATION	DATE	TIME	ACCEPTED BY / AFFILIATION	DATE	TIME	SAMPLE CONDITIONS			
Level IV data package required	Victoria Siegler	4/8/15	1800							
	Rambell Enviro									
	Wendy Stonestreet	10/9/15	1735	Rachel Jones	10/9/15	1737		Y	Y	Y

1.7, 2.4, 4.8, 5.1, 4.10, 5.1, 2.1

SAMPLER NAME AND SIGNATURE

PRINT Name of SAMPLER: Victoria Siegler

SIGNATURE of SAMPLER: Victoria Siegler — DATE Signed (MM/DD/YY): 10/8/15

Temp in °C	Received on Ice (Y/N)	Custody Sealed Cooler (Y/N)	Samples Intact (Y/N)

*Important Note: By signing this form you are accepting Pace's NET 30 day payment terms and agreeing to late charges of 1.5% per month for any invoices not paid within 30 days.

Pace Analytical Services, Inc.
9608 Loiret Blvd.
Lenexa, KS 66219
(913)599-5665

November 06, 2015

Wendy Stonestreet
Environ International Corporation
7500 College Blvd Ste 925
Overland Park, KS 66210

RE: Project: FORT SMITH, AR
Pace Project No.: 60206665

Dear Wendy Stonestreet:
Enclosed are the analytical results for sample(s) received by the laboratory on November 05, 2015. The results relate only to the samples included in this report. Results reported herein conform to the most current TNI standards and the laboratory's Quality Assurance Manual, where applicable, unless otherwise noted in the body of the report.

If you have any questions concerning this report, please feel free to contact me.

Sincerely,

Colleen Clyne
colleen.clyne@pacelabs.com
Project Manager

Enclosures

cc: Tamara Gleason, ENVIRON International Corporation

This report shall not be reproduced, except in full,
without the written consent of Pace Analytical Services, Inc..

Pace Analytical Services, Inc.
9608 Loiret Blvd.
Lenexa, KS 66219
(913)599-5665

CERTIFICATIONS

Project: FORT SMITH, AR
Pace Project No.: 60206665

Kansas Certification IDs
9608 Loiret Boulevard, Lenexa, KS 66219
WY STR Certification #: 2456.01
Arkansas Certification #: 15-016-0
Illinois Certification #: 003097
Iowa Certification #: 118
Kansas/NELAP Certification #: E-10116
Louisiana Certification #: 03055
Nevada Certification #: KS000212008A
Oklahoma Certification #: 9205/9935
Texas Certification #: T104704407
Utah Certification #: KS00021

REPORT OF LABORATORY ANALYSIS

This report shall not be reproduced, except in full,
without the written consent of Pace Analytical Services, Inc..

Pace Analytical Services, Inc.
9608 Loiret Blvd.
Lenexa, KS 66219
(913)599-5665

SAMPLE SUMMARY

Project: FORT SMITH, AR
Pace Project No.: 60206665

Lab ID	Sample ID	Matrix	Date Collected	Date Received
60206665001	**TMW-10-201511**	Water	11/04/15 12:28	11/05/15 12:20
60206665002	**TMW-11-201511**	Water	11/04/15 14:05	11/05/15 12:20
60206665003	**MW-61R-201511**	Water	11/04/15 14:45	11/05/15 12:20
60206665004	**MW-35R-201511**	Water	11/04/15 16:40	11/05/15 12:20
60206665005	**MW-65-201511**	Water	11/04/15 16:40	11/05/15 12:20
60206665006	**TB-01-201511**	Water	11/04/15 08:00	11/05/15 12:20

This report shall not be reproduced, except in full,
without the written consent of Pace Analytical Services, Inc..

Pace Analytical Services, Inc.
9608 Loiret Blvd.
Lenexa, KS 66219
(913)599-5665

SAMPLE ANALYTE COUNT

Project: FORT SMITH, AR
Pace Project No.: 60206665

Lab ID	Sample ID	Method	Analysts	Analytes Reported	Laboratory
60206665001	**TMW-10-201511**	EPA 5030B/8260	PGH	38	PASI-K
60206665002	**TMW-11-201511**	EPA 5030B/8260	PGH	38	PASI-K
60206665003	**MW-61R-201511**	EPA 5030B/8260	PGH	38	PASI-K
60206665004	**MW-35R-201511**	EPA 5030B/8260	PGH	38	PASI-K
60206665005	**MW-65-201511**	EPA 5030B/8260	PGH	38	PASI-K
60206665006	**TB-01-201511**	EPA 5030B/8260	PGH	38	PASI-K

REPORT OF LABORATORY ANALYSIS

This report shall not be reproduced, except in full,
without the written consent of Pace Analytical Services, Inc..

Pace Analytical Services, Inc.
9608 Loiret Blvd.
Lenexa, KS 66219
(913)599-5665

PROJECT NARRATIVE

Project: FORT SMITH, AR
Pace Project No.: 60206665

Method: **EPA 5030B/8260**
Description: 8260 MSV
Client: Environ_AR
Date: November 06, 2015

General Information:
6 samples were analyzed for EPA 5030B/8260. All samples were received in acceptable condition with any exceptions noted below or on the chain-of custody and/or the sample condition upon receipt form (SCUR) attached at the end of this report.

Hold Time:
The samples were analyzed within the method required hold times with any exceptions noted below.

Initial Calibrations (including MS Tune as applicable):
All criteria were within method requirements with any exceptions noted below.

Continuing Calibration:
All criteria were within method requirements with any exceptions noted below.

Internal Standards:
All internal standards were within QC limits with any exceptions noted below.

Surrogates:
All surrogates were within QC limits with any exceptions noted below.

Method Blank:
All analytes were below the report limit in the method blank, where applicable, with any exceptions noted below.

QC Batch: MSV/72701

B: Analyte was detected in the associated method blank.
- BLANK for HBN 407834 [MSV/7270 (Lab ID: 1664090)
  - Bromomethane

Laboratory Control Spike:
All laboratory control spike compounds were within QC limits with any exceptions noted below.

Matrix Spikes:
All percent recoveries and relative percent differences (RPDs) were within acceptance criteria with any exceptions noted below.

QC Batch: MSV/72692

A matrix spike/matrix spike duplicate was not performed due to insufficient sample volume.

QC Batch: MSV/72693

A matrix spike/matrix spike duplicate was not performed due to insufficient sample volume.

QC Batch: MSV/72701

A matrix spike/matrix spike duplicate was not performed due to insufficient sample volume.

Additional Comments:

This data package has been reviewed for quality and completeness and is approved for release.

This report shall not be reproduced, except in full,
without the written consent of Pace Analytical Services, Inc..

Pace Analytical Services, Inc.
9608 Loiret Blvd.
Lenexa, KS 66219
(913)599-5665

ANALYTICAL RESULTS

Project: FORT SMITH, AR
Pace Project No.: 60206665

Sample: TMW-10-201511 **Lab ID: 60206665001** Collected: 11/04/15 12:28 Received: 11/05/15 12:20 Matrix: Water

Parameters	Results	Units	Report Limit	MDL	DF	Prepared	Analyzed	CAS No.	Qual
8260 MSV	Analytical Method: EPA 5030B/8260								
Acetone	**8.4J**	ug/L	10.0	1.9	1		11/05/15 20:09	67-64-1	
Benzene	ND	ug/L	1.0	0.060	1		11/05/15 20:09	71-43-2	
Bromodichloromethane	ND	ug/L	1.0	0.19	1		11/05/15 20:09	75-27-4	
Bromoform	ND	ug/L	1.0	0.070	1		11/05/15 20:09	75-25-2	
Bromomethane	ND	ug/L	5.0	0.16	1		11/05/15 20:09	74-83-9	
2-Butanone (MEK)	**8.6J**	ug/L	10.0	0.59	1		11/05/15 20:09	78-93-3	
Carbon disulfide	**0.31J**	ug/L	5.0	0.12	1		11/05/15 20:09	75-15-0	
Carbon tetrachloride	ND	ug/L	1.0	0.18	1		11/05/15 20:09	56-23-5	
Chlorobenzene	ND	ug/L	1.0	0.21	1		11/05/15 20:09	108-90-7	
Chloroethane	ND	ug/L	1.0	0.15	1		11/05/15 20:09	75-00-3	
Chloroform	ND	ug/L	1.0	0.14	1		11/05/15 20:09	67-66-3	
Chloromethane	ND	ug/L	1.0	0.080	1		11/05/15 20:09	74-87-3	
Dibromochloromethane	ND	ug/L	1.0	0.21	1		11/05/15 20:09	124-48-1	
1,1-Dichloroethane	ND	ug/L	1.0	0.050	1		11/05/15 20:09	75-34-3	
1,2-Dichloroethane	ND	ug/L	1.0	0.12	1		11/05/15 20:09	107-06-2	
1,1-Dichloroethene	ND	ug/L	1.0	0.20	1		11/05/15 20:09	75-35-4	
cis-1,2-Dichloroethene	**0.72J**	ug/L	1.0	0.080	1		11/05/15 20:09	156-59-2	
trans-1,2-Dichloroethene	ND	ug/L	1.0	0.20	1		11/05/15 20:09	156-60-5	
1,2-Dichloropropane	ND	ug/L	1.0	0.16	1		11/05/15 20:09	78-87-5	
cis-1,3-Dichloropropene	ND	ug/L	1.0	0.14	1		11/05/15 20:09	10061-01-5	
trans-1,3-Dichloropropene	ND	ug/L	1.0	0.12	1		11/05/15 20:09	10061-02-6	
Ethylbenzene	ND	ug/L	1.0	0.18	1		11/05/15 20:09	100-41-4	
2-Hexanone	ND	ug/L	10.0	1.2	1		11/05/15 20:09	591-78-6	
Methylene chloride	ND	ug/L	1.0	0.15	1		11/05/15 20:09	75-09-2	
4-Methyl-2-pentanone (MIBK)	ND	ug/L	10.0	0.42	1		11/05/15 20:09	108-10-1	
Styrene	ND	ug/L	1.0	0.12	1		11/05/15 20:09	100-42-5	
1,1,2,2-Tetrachloroethane	ND	ug/L	1.0	0.15	1		11/05/15 20:09	79-34-5	
Tetrachloroethene	ND	ug/L	1.0	0.10	1		11/05/15 20:09	127-18-4	
Toluene	ND	ug/L	1.0	0.17	1		11/05/15 20:09	108-88-3	
1,1,1-Trichloroethane	ND	ug/L	1.0	0.11	1		11/05/15 20:09	71-55-6	
1,1,2-Trichloroethane	ND	ug/L	1.0	0.20	1		11/05/15 20:09	79-00-5	
Trichloroethene	**120**	ug/L	1.0	0.17	1		11/05/15 20:09	79-01-6	
Vinyl chloride	ND	ug/L	1.0	0.13	1		11/05/15 20:09	75-01-4	
Xylene (Total)	ND	ug/L	3.0	0.42	1		11/05/15 20:09	1330-20-7	
Surrogates									
4-Bromofluorobenzene (S)	100	%	80-120		1		11/05/15 20:09	460-00-4	
1,2-Dichloroethane-d4 (S)	102	%	80-120		1		11/05/15 20:09	17060-07-0	
Toluene-d8 (S)	101	%	80-120		1		11/05/15 20:09	2037-26-5	
Preservation pH	**1.0**		0.10	0.10	1		11/05/15 20:09		

REPORT OF LABORATORY ANALYSIS

This report shall not be reproduced, except in full,
without the written consent of Pace Analytical Services, Inc..

Pace Analytical Services, Inc.
9608 Loiret Blvd.
Lenexa, KS 66219
(913)599-5665

ANALYTICAL RESULTS

Project: FORT SMITH, AR
Pace Project No.: 60206665

Sample: TMW-11-201511 **Lab ID: 60206665002** Collected: 11/04/15 14:05 Received: 11/05/15 12:20 Matrix: Water

Parameters	Results	Units	Report Limit	MDL	DF	Prepared	Analyzed	CAS No.	Qual
8260 MSV	Analytical Method: EPA 5030B/8260								
Acetone	**636**	ug/L	10.0	1.9	1		11/05/15 19:55	67-64-1	
Benzene	ND	ug/L	1.0	0.060	1		11/05/15 19:55	71-43-2	
Bromodichloromethane	ND	ug/L	1.0	0.19	1		11/05/15 19:55	75-27-4	
Bromoform	ND	ug/L	1.0	0.070	1		11/05/15 19:55	75-25-2	
Bromomethane	**1.8J**	ug/L	5.0	0.16	1		11/05/15 19:55	74-83-9	
2-Butanone (MEK)	**810**	ug/L	10.0	0.59	1		11/05/15 19:55	78-93-3	
Carbon disulfide	**2.6J**	ug/L	5.0	0.12	1		11/05/15 19:55	75-15-0	
Carbon tetrachloride	ND	ug/L	1.0	0.18	1		11/05/15 19:55	56-23-5	
Chlorobenzene	ND	ug/L	1.0	0.21	1		11/05/15 19:55	108-90-7	
Chloroethane	ND	ug/L	1.0	0.15	1		11/05/15 19:55	75-00-3	
Chloroform	ND	ug/L	1.0	0.14	1		11/05/15 19:55	67-66-3	
Chloromethane	ND	ug/L	1.0	0.080	1		11/05/15 19:55	74-87-3	
Dibromochloromethane	ND	ug/L	1.0	0.21	1		11/05/15 19:55	124-48-1	
1,1-Dichloroethane	ND	ug/L	1.0	0.050	1		11/05/15 19:55	75-34-3	
1,2-Dichloroethane	ND	ug/L	1.0	0.12	1		11/05/15 19:55	107-06-2	
1,1-Dichloroethene	ND	ug/L	1.0	0.20	1		11/05/15 19:55	75-35-4	
cis-1,2-Dichloroethene	**2.5**	ug/L	1.0	0.080	1		11/05/15 19:55	156-59-2	
trans-1,2-Dichloroethene	ND	ug/L	1.0	0.20	1		11/05/15 19:55	156-60-5	
1,2-Dichloropropane	ND	ug/L	1.0	0.16	1		11/05/15 19:55	78-87-5	
cis-1,3-Dichloropropene	ND	ug/L	1.0	0.14	1		11/05/15 19:55	10061-01-5	
trans-1,3-Dichloropropene	ND	ug/L	1.0	0.12	1		11/05/15 19:55	10061-02-6	
Ethylbenzene	ND	ug/L	1.0	0.18	1		11/05/15 19:55	100-41-4	
2-Hexanone	**3.6J**	ug/L	10.0	1.2	1		11/05/15 19:55	591-78-6	
Methylene chloride	ND	ug/L	1.0	0.15	1		11/05/15 19:55	75-09-2	
4-Methyl-2-pentanone (MIBK)	**2.0J**	ug/L	10.0	0.42	1		11/05/15 19:55	108-10-1	
Styrene	ND	ug/L	1.0	0.12	1		11/05/15 19:55	100-42-5	
1,1,2,2-Tetrachloroethane	ND	ug/L	1.0	0.15	1		11/05/15 19:55	79-34-5	
Tetrachloroethene	ND	ug/L	1.0	0.10	1		11/05/15 19:55	127-18-4	
Toluene	ND	ug/L	1.0	0.17	1		11/05/15 19:55	108-88-3	
1,1,1-Trichloroethane	ND	ug/L	1.0	0.11	1		11/05/15 19:55	71-55-6	
1,1,2-Trichloroethane	ND	ug/L	1.0	0.20	1		11/05/15 19:55	79-00-5	
Trichloroethene	**6.3**	ug/L	1.0	0.17	1		11/05/15 19:55	79-01-6	
Vinyl chloride	ND	ug/L	1.0	0.13	1		11/05/15 19:55	75-01-4	
Xylene (Total)	ND	ug/L	3.0	0.42	1		11/05/15 19:55	1330-20-7	
Surrogates									
4-Bromofluorobenzene (S)	100	%	80-120		1		11/05/15 19:55	460-00-4	
1,2-Dichloroethane-d4 (S)	98	%	80-120		1		11/05/15 19:55	17060-07-0	
Toluene-d8 (S)	100	%	80-120		1		11/05/15 19:55	2037-26-5	
Preservation pH	**1.0**		0.10	0.10	1		11/05/15 19:55		

REPORT OF LABORATORY ANALYSIS

This report shall not be reproduced, except in full,
without the written consent of Pace Analytical Services, Inc..

Pace Analytical Services, Inc.
9608 Loiret Blvd.
Lenexa, KS 66219
(913)599-5665

ANALYTICAL RESULTS

Project: FORT SMITH, AR
Pace Project No.: 60206665

Sample: MW-61R-201511 **Lab ID: 60206665003** Collected: 11/04/15 14:45 Received: 11/05/15 12:20 Matrix: Water

Parameters	Results	Units	Report Limit	MDL	DF	Prepared	Analyzed	CAS No.	Qual
8260 MSV	Analytical Method: EPA 5030B/8260								
Acetone	**58.1**	ug/L	10.0	1.9	1		11/05/15 19:40	67-64-1	
Benzene	ND	ug/L	1.0	0.060	1		11/05/15 19:40	71-43-2	
Bromodichloromethane	ND	ug/L	1.0	0.19	1		11/05/15 19:40	75-27-4	
Bromoform	ND	ug/L	1.0	0.070	1		11/05/15 19:40	75-25-2	
Bromomethane	ND	ug/L	5.0	0.16	1		11/05/15 19:40	74-83-9	
2-Butanone (MEK)	**155**	ug/L	10.0	0.59	1		11/05/15 19:40	78-93-3	
Carbon disulfide	**0.49J**	ug/L	5.0	0.12	1		11/05/15 19:40	75-15-0	
Carbon tetrachloride	ND	ug/L	1.0	0.18	1		11/05/15 19:40	56-23-5	
Chlorobenzene	ND	ug/L	1.0	0.21	1		11/05/15 19:40	108-90-7	
Chloroethane	ND	ug/L	1.0	0.15	1		11/05/15 19:40	75-00-3	
Chloroform	ND	ug/L	1.0	0.14	1		11/05/15 19:40	67-66-3	
Chloromethane	ND	ug/L	1.0	0.080	1		11/05/15 19:40	74-87-3	
Dibromochloromethane	ND	ug/L	1.0	0.21	1		11/05/15 19:40	124-48-1	
1,1-Dichloroethane	ND	ug/L	1.0	0.050	1		11/05/15 19:40	75-34-3	
1,2-Dichloroethane	ND	ug/L	1.0	0.12	1		11/05/15 19:40	107-06-2	
1,1-Dichloroethene	ND	ug/L	1.0	0.20	1		11/05/15 19:40	75-35-4	
cis-1,2-Dichloroethene	**1.1**	ug/L	1.0	0.080	1		11/05/15 19:40	156-59-2	
trans-1,2-Dichloroethene	ND	ug/L	1.0	0.20	1		11/05/15 19:40	156-60-5	
1,2-Dichloropropane	ND	ug/L	1.0	0.16	1		11/05/15 19:40	78-87-5	
cis-1,3-Dichloropropene	ND	ug/L	1.0	0.14	1		11/05/15 19:40	10061-01-5	
trans-1,3-Dichloropropene	ND	ug/L	1.0	0.12	1		11/05/15 19:40	10061-02-6	
Ethylbenzene	ND	ug/L	1.0	0.18	1		11/05/15 19:40	100-41-4	
2-Hexanone	ND	ug/L	10.0	1.2	1		11/05/15 19:40	591-78-6	
Methylene chloride	ND	ug/L	1.0	0.15	1		11/05/15 19:40	75-09-2	
4-Methyl-2-pentanone (MIBK)	ND	ug/L	10.0	0.42	1		11/05/15 19:40	108-10-1	
Styrene	ND	ug/L	1.0	0.12	1		11/05/15 19:40	100-42-5	
1,1,2,2-Tetrachloroethane	ND	ug/L	1.0	0.15	1		11/05/15 19:40	79-34-5	
Tetrachloroethene	ND	ug/L	1.0	0.10	1		11/05/15 19:40	127-18-4	
Toluene	ND	ug/L	1.0	0.17	1		11/05/15 19:40	108-88-3	
1,1,1-Trichloroethane	ND	ug/L	1.0	0.11	1		11/05/15 19:40	71-55-6	
1,1,2-Trichloroethane	ND	ug/L	1.0	0.20	1		11/05/15 19:40	79-00-5	
Trichloroethene	**9.2**	ug/L	1.0	0.17	1		11/05/15 19:40	79-01-6	
Vinyl chloride	ND	ug/L	1.0	0.13	1		11/05/15 19:40	75-01-4	
Xylene (Total)	ND	ug/L	3.0	0.42	1		11/05/15 19:40	1330-20-7	
Surrogates									
4-Bromofluorobenzene (S)	98	%	80-120		1		11/05/15 19:40	460-00-4	
1,2-Dichloroethane-d4 (S)	99	%	80-120		1		11/05/15 19:40	17060-07-0	
Toluene-d8 (S)	98	%	80-120		1		11/05/15 19:40	2037-26-5	
Preservation pH	**1.0**		0.10	0.10	1		11/05/15 19:40		

REPORT OF LABORATORY ANALYSIS

This report shall not be reproduced, except in full,
without the written consent of Pace Analytical Services, Inc..

Pace Analytical Services, Inc.
9608 Loiret Blvd.
Lenexa, KS 66219
(913)599-5665

ANALYTICAL RESULTS

Project: FORT SMITH, AR
Pace Project No.: 60206665

Sample: MW-35R-201511 **Lab ID: 60206665004** Collected: 11/04/15 16:40 Received: 11/05/15 12:20 Matrix: Water

Parameters	Results	Units	Report Limit	MDL	DF	Prepared	Analyzed	CAS No.	Qual
8260 MSV	Analytical Method: EPA 5030B/8260								
Acetone	**51.8**	ug/L	10.0	1.9	1		11/05/15 19:11	67-64-1	
Benzene	ND	ug/L	1.0	0.060	1		11/05/15 19:11	71-43-2	
Bromodichloromethane	ND	ug/L	1.0	0.19	1		11/05/15 19:11	75-27-4	
Bromoform	**0.45J**	ug/L	1.0	0.070	1		11/05/15 19:11	75-25-2	
Bromomethane	**9.1**	ug/L	5.0	0.16	1		11/05/15 19:11	74-83-9	
2-Butanone (MEK)	ND	ug/L	10.0	0.59	1		11/05/15 19:11	78-93-3	
Carbon disulfide	ND	ug/L	5.0	0.12	1		11/05/15 19:11	75-15-0	
Carbon tetrachloride	ND	ug/L	1.0	0.18	1		11/05/15 19:11	56-23-5	
Chlorobenzene	ND	ug/L	1.0	0.21	1		11/05/15 19:11	108-90-7	
Chloroethane	ND	ug/L	1.0	0.15	1		11/05/15 19:11	75-00-3	
Chloroform	ND	ug/L	1.0	0.14	1		11/05/15 19:11	67-66-3	
Chloromethane	**33.3**	ug/L	1.0	0.080	1		11/05/15 19:11	74-87-3	
Dibromochloromethane	ND	ug/L	1.0	0.21	1		11/05/15 19:11	124-48-1	
1,1-Dichloroethane	ND	ug/L	1.0	0.050	1		11/05/15 19:11	75-34-3	
1,2-Dichloroethane	ND	ug/L	1.0	0.12	1		11/05/15 19:11	107-06-2	
1,1-Dichloroethene	ND	ug/L	1.0	0.20	1		11/05/15 19:11	75-35-4	
cis-1,2-Dichloroethene	**0.36J**	ug/L	1.0	0.080	1		11/05/15 19:11	156-59-2	
trans-1,2-Dichloroethene	ND	ug/L	1.0	0.20	1		11/05/15 19:11	156-60-5	
1,2-Dichloropropane	ND	ug/L	1.0	0.16	1		11/05/15 19:11	78-87-5	
cis-1,3-Dichloropropene	ND	ug/L	1.0	0.14	1		11/05/15 19:11	10061-01-5	
trans-1,3-Dichloropropene	ND	ug/L	1.0	0.12	1		11/05/15 19:11	10061-02-6	
Ethylbenzene	ND	ug/L	1.0	0.18	1		11/05/15 19:11	100-41-4	
2-Hexanone	ND	ug/L	10.0	1.2	1		11/05/15 19:11	591-78-6	
Methylene chloride	ND	ug/L	1.0	0.15	1		11/05/15 19:11	75-09-2	
4-Methyl-2-pentanone (MIBK)	ND	ug/L	10.0	0.42	1		11/05/15 19:11	108-10-1	
Styrene	ND	ug/L	1.0	0.12	1		11/05/15 19:11	100-42-5	
1,1,2,2-Tetrachloroethane	ND	ug/L	1.0	0.15	1		11/05/15 19:11	79-34-5	
Tetrachloroethene	ND	ug/L	1.0	0.10	1		11/05/15 19:11	127-18-4	
Toluene	ND	ug/L	1.0	0.17	1		11/05/15 19:11	108-88-3	
1,1,1-Trichloroethane	ND	ug/L	1.0	0.11	1		11/05/15 19:11	71-55-6	
1,1,2-Trichloroethane	ND	ug/L	1.0	0.20	1		11/05/15 19:11	79-00-5	
Trichloroethene	**23.6**	ug/L	1.0	0.17	1		11/05/15 19:11	79-01-6	
Vinyl chloride	ND	ug/L	1.0	0.13	1		11/05/15 19:11	75-01-4	
Xylene (Total)	ND	ug/L	3.0	0.42	1		11/05/15 19:11	1330-20-7	
Surrogates									
4-Bromofluorobenzene (S)	100	%	80-120		1		11/05/15 19:11	460-00-4	
1,2-Dichloroethane-d4 (S)	103	%	80-120		1		11/05/15 19:11	17060-07-0	
Toluene-d8 (S)	100	%	80-120		1		11/05/15 19:11	2037-26-5	
Preservation pH	**3.0**		0.10	0.10	1		11/05/15 19:11		

REPORT OF LABORATORY ANALYSIS

This report shall not be reproduced, except in full,
without the written consent of Pace Analytical Services, Inc..

Pace Analytical Services, Inc.
9608 Loiret Blvd.
Lenexa, KS 66219
(913)599-5665

ANALYTICAL RESULTS

Project: FORT SMITH, AR
Pace Project No.: 60206665

Sample: MW-65-201511 **Lab ID: 60206665005** Collected: 11/04/15 16:40 Received: 11/05/15 12:20 Matrix: Water

Parameters	Results	Units	Report Limit	MDL	DF	Prepared	Analyzed	CAS No.	Qual
8260 MSV	Analytical Method: EPA 5030B/8260								
Acetone	**50.3**	ug/L	10.0	1.9	1		11/05/15 19:25	67-64-1	
Benzene	ND	ug/L	1.0	0.060	1		11/05/15 19:25	71-43-2	
Bromodichloromethane	ND	ug/L	1.0	0.19	1		11/05/15 19:25	75-27-4	
Bromoform	ND	ug/L	1.0	0.070	1		11/05/15 19:25	75-25-2	
Bromomethane	**1.7J**	ug/L	5.0	0.16	1		11/05/15 19:25	74-83-9	
2-Butanone (MEK)	**3.5J**	ug/L	10.0	0.59	1		11/05/15 19:25	78-93-3	
Carbon disulfide	ND	ug/L	5.0	0.12	1		11/05/15 19:25	75-15-0	
Carbon tetrachloride	ND	ug/L	1.0	0.18	1		11/05/15 19:25	56-23-5	
Chlorobenzene	ND	ug/L	1.0	0.21	1		11/05/15 19:25	108-90-7	
Chloroethane	ND	ug/L	1.0	0.15	1		11/05/15 19:25	75-00-3	
Chloroform	ND	ug/L	1.0	0.14	1		11/05/15 19:25	67-66-3	
Chloromethane	**4.7**	ug/L	1.0	0.080	1		11/05/15 19:25	74-87-3	
Dibromochloromethane	ND	ug/L	1.0	0.21	1		11/05/15 19:25	124-48-1	
1,1-Dichloroethane	ND	ug/L	1.0	0.050	1		11/05/15 19:25	75-34-3	
1,2-Dichloroethane	ND	ug/L	1.0	0.12	1		11/05/15 19:25	107-06-2	
1,1-Dichloroethene	ND	ug/L	1.0	0.20	1		11/05/15 19:25	75-35-4	
cis-1,2-Dichloroethene	ND	ug/L	1.0	0.080	1		11/05/15 19:25	156-59-2	
trans-1,2-Dichloroethene	ND	ug/L	1.0	0.20	1		11/05/15 19:25	156-60-5	
1,2-Dichloropropane	ND	ug/L	1.0	0.16	1		11/05/15 19:25	78-87-5	
cis-1,3-Dichloropropene	ND	ug/L	1.0	0.14	1		11/05/15 19:25	10061-01-5	
trans-1,3-Dichloropropene	ND	ug/L	1.0	0.12	1		11/05/15 19:25	10061-02-6	
Ethylbenzene	ND	ug/L	1.0	0.18	1		11/05/15 19:25	100-41-4	
2-Hexanone	ND	ug/L	10.0	1.2	1		11/05/15 19:25	591-78-6	
Methylene chloride	ND	ug/L	1.0	0.15	1		11/05/15 19:25	75-09-2	
4-Methyl-2-pentanone (MIBK)	ND	ug/L	10.0	0.42	1		11/05/15 19:25	108-10-1	
Styrene	ND	ug/L	1.0	0.12	1		11/05/15 19:25	100-42-5	
1,1,2,2-Tetrachloroethane	ND	ug/L	1.0	0.15	1		11/05/15 19:25	79-34-5	
Tetrachloroethene	ND	ug/L	1.0	0.10	1		11/05/15 19:25	127-18-4	
Toluene	ND	ug/L	1.0	0.17	1		11/05/15 19:25	108-88-3	
1,1,1-Trichloroethane	ND	ug/L	1.0	0.11	1		11/05/15 19:25	71-55-6	
1,1,2-Trichloroethane	ND	ug/L	1.0	0.20	1		11/05/15 19:25	79-00-5	
Trichloroethene	**7.7**	ug/L	1.0	0.17	1		11/05/15 19:25	79-01-6	
Vinyl chloride	ND	ug/L	1.0	0.13	1		11/05/15 19:25	75-01-4	
Xylene (Total)	ND	ug/L	3.0	0.42	1		11/05/15 19:25	1330-20-7	
Surrogates									
4-Bromofluorobenzene (S)	98	%	80-120		1		11/05/15 19:25	460-00-4	
1,2-Dichloroethane-d4 (S)	101	%	80-120		1		11/05/15 19:25	17060-07-0	
Toluene-d8 (S)	99	%	80-120		1		11/05/15 19:25	2037-26-5	
Preservation pH	**10.0**		0.10	0.10	1		11/05/15 19:25		

REPORT OF LABORATORY ANALYSIS

This report shall not be reproduced, except in full,
without the written consent of Pace Analytical Services, Inc..

Pace Analytical Services, Inc.
9608 Loiret Blvd.
Lenexa, KS 66219
(913)599-5665

ANALYTICAL RESULTS

Project: FORT SMITH, AR
Pace Project No.: 60206665

Sample: TB-01-201511 **Lab ID: 60206665006** Collected: 11/04/15 08:00 Received: 11/05/15 12:20 Matrix: Water

Parameters	Results	Units	Report Limit	MDL	DF	Prepared	Analyzed	CAS No.	Qual
8260 MSV	Analytical Method: EPA 5030B/8260								
Acetone	**2.5J**	ug/L	10.0	1.9	1		11/06/15 09:22	67-64-1	
Benzene	ND	ug/L	1.0	0.060	1		11/06/15 09:22	71-43-2	
Bromodichloromethane	ND	ug/L	1.0	0.19	1		11/06/15 09:22	75-27-4	
Bromoform	ND	ug/L	1.0	0.070	1		11/06/15 09:22	75-25-2	
Bromomethane	**1.8J**	ug/L	5.0	0.16	1		11/06/15 09:22	74-83-9	B
2-Butanone (MEK)	ND	ug/L	10.0	0.59	1		11/06/15 09:22	78-93-3	
Carbon disulfide	ND	ug/L	5.0	0.12	1		11/06/15 09:22	75-15-0	
Carbon tetrachloride	ND	ug/L	1.0	0.18	1		11/06/15 09:22	56-23-5	
Chlorobenzene	ND	ug/L	1.0	0.21	1		11/06/15 09:22	108-90-7	
Chloroethane	ND	ug/L	1.0	0.15	1		11/06/15 09:22	75-00-3	
Chloroform	ND	ug/L	1.0	0.14	1		11/06/15 09:22	67-66-3	
Chloromethane	ND	ug/L	1.0	0.080	1		11/06/15 09:22	74-87-3	
Dibromochloromethane	ND	ug/L	1.0	0.21	1		11/06/15 09:22	124-48-1	
1,1-Dichloroethane	ND	ug/L	1.0	0.050	1		11/06/15 09:22	75-34-3	
1,2-Dichloroethane	ND	ug/L	1.0	0.12	1		11/06/15 09:22	107-06-2	
1,1-Dichloroethene	ND	ug/L	1.0	0.20	1		11/06/15 09:22	75-35-4	
cis-1,2-Dichloroethene	ND	ug/L	1.0	0.080	1		11/06/15 09:22	156-59-2	
trans-1,2-Dichloroethene	ND	ug/L	1.0	0.20	1		11/06/15 09:22	156-60-5	
1,2-Dichloropropane	ND	ug/L	1.0	0.16	1		11/06/15 09:22	78-87-5	
cis-1,3-Dichloropropene	ND	ug/L	1.0	0.14	1		11/06/15 09:22	10061-01-5	
trans-1,3-Dichloropropene	ND	ug/L	1.0	0.12	1		11/06/15 09:22	10061-02-6	
Ethylbenzene	ND	ug/L	1.0	0.18	1		11/06/15 09:22	100-41-4	
2-Hexanone	ND	ug/L	10.0	1.2	1		11/06/15 09:22	591-78-6	
Methylene chloride	ND	ug/L	1.0	0.15	1		11/06/15 09:22	75-09-2	
4-Methyl-2-pentanone (MIBK)	ND	ug/L	10.0	0.42	1		11/06/15 09:22	108-10-1	
Styrene	ND	ug/L	1.0	0.12	1		11/06/15 09:22	100-42-5	
1,1,2,2-Tetrachloroethane	ND	ug/L	1.0	0.15	1		11/06/15 09:22	79-34-5	
Tetrachloroethene	ND	ug/L	1.0	0.10	1		11/06/15 09:22	127-18-4	
Toluene	ND	ug/L	1.0	0.17	1		11/06/15 09:22	108-88-3	
1,1,1-Trichloroethane	ND	ug/L	1.0	0.11	1		11/06/15 09:22	71-55-6	
1,1,2-Trichloroethane	ND	ug/L	1.0	0.20	1		11/06/15 09:22	79-00-5	
Trichloroethene	ND	ug/L	1.0	0.17	1		11/06/15 09:22	79-01-6	
Vinyl chloride	ND	ug/L	1.0	0.13	1		11/06/15 09:22	75-01-4	
Xylene (Total)	ND	ug/L	3.0	0.42	1		11/06/15 09:22	1330-20-7	
Surrogates									
4-Bromofluorobenzene (S)	100	%	80-120		1		11/06/15 09:22	460-00-4	
1,2-Dichloroethane-d4 (S)	100	%	80-120		1		11/06/15 09:22	17060-07-0	
Toluene-d8 (S)	99	%	80-120		1		11/06/15 09:22	2037-26-5	
Preservation pH	**1.0**		0.10	0.10	1		11/06/15 09:22		

REPORT OF LABORATORY ANALYSIS

This report shall not be reproduced, except in full,
without the written consent of Pace Analytical Services, Inc..

Pace Analytical Services, Inc.
9608 Loiret Blvd.
Lenexa, KS 66219
(913)599-5665

QUALITY CONTROL DATA

Project: FORT SMITH, AR
Pace Project No.: 60206665

QC Batch: MSV/72692 Analysis Method: EPA 5030B/8260
QC Batch Method: EPA 5030B/8260 Analysis Description: 8260 MSV Water 10 mL Purge
Associated Lab Samples: 60206665001, 60206665002, 60206665003

METHOD BLANK: 1663547 Matrix: Water
Associated Lab Samples: 60206665001, 60206665002, 60206665003

Parameter	Units	Blank Result	Reporting Limit	MDL	Analyzed	Qualifiers
1,1,1-Trichloroethane	ug/L	ND	1.0	0.11	11/05/15 18:56	
1,1,2,2-Tetrachloroethane	ug/L	ND	1.0	0.15	11/05/15 18:56	
1,1,2-Trichloroethane	ug/L	ND	1.0	0.20	11/05/15 18:56	
1,1-Dichloroethane	ug/L	ND	1.0	0.050	11/05/15 18:56	
1,1-Dichloroethene	ug/L	ND	1.0	0.20	11/05/15 18:56	
1,2-Dichloroethane	ug/L	ND	1.0	0.12	11/05/15 18:56	
1,2-Dichloropropane	ug/L	ND	1.0	0.16	11/05/15 18:56	
2-Butanone (MEK)	ug/L	ND	10.0	0.59	11/05/15 18:56	
2-Hexanone	ug/L	ND	10.0	1.2	11/05/15 18:56	
4-Methyl-2-pentanone (MIBK)	ug/L	ND	10.0	0.42	11/05/15 18:56	
Acetone	ug/L	ND	10.0	1.9	11/05/15 18:56	
Benzene	ug/L	ND	1.0	0.060	11/05/15 18:56	
Bromodichloromethane	ug/L	ND	1.0	0.19	11/05/15 18:56	
Bromoform	ug/L	ND	1.0	0.070	11/05/15 18:56	
Bromomethane	ug/L	ND	5.0	0.16	11/05/15 18:56	
Carbon disulfide	ug/L	ND	5.0	0.12	11/05/15 18:56	
Carbon tetrachloride	ug/L	ND	1.0	0.18	11/05/15 18:56	
Chlorobenzene	ug/L	ND	1.0	0.21	11/05/15 18:56	
Chloroethane	ug/L	ND	1.0	0.15	11/05/15 18:56	
Chloroform	ug/L	ND	1.0	0.14	11/05/15 18:56	
Chloromethane	ug/L	ND	1.0	0.080	11/05/15 18:56	
cis-1,2-Dichloroethene	ug/L	ND	1.0	0.080	11/05/15 18:56	
cis-1,3-Dichloropropene	ug/L	ND	1.0	0.14	11/05/15 18:56	
Dibromochloromethane	ug/L	ND	1.0	0.21	11/05/15 18:56	
Ethylbenzene	ug/L	ND	1.0	0.18	11/05/15 18:56	
Methylene chloride	ug/L	ND	1.0	0.15	11/05/15 18:56	
Styrene	ug/L	ND	1.0	0.12	11/05/15 18:56	
Tetrachloroethene	ug/L	ND	1.0	0.10	11/05/15 18:56	
Toluene	ug/L	ND	1.0	0.17	11/05/15 18:56	
trans-1,2-Dichloroethene	ug/L	ND	1.0	0.20	11/05/15 18:56	
trans-1,3-Dichloropropene	ug/L	ND	1.0	0.12	11/05/15 18:56	
Trichloroethene	ug/L	ND	1.0	0.17	11/05/15 18:56	
Vinyl chloride	ug/L	ND	1.0	0.13	11/05/15 18:56	
Xylene (Total)	ug/L	ND	3.0	0.42	11/05/15 18:56	
1,2-Dichloroethane-d4 (S)	%	100	80-120		11/05/15 18:56	
4-Bromofluorobenzene (S)	%	102	80-120		11/05/15 18:56	
Toluene-d8 (S)	%	99	80-120		11/05/15 18:56	

Results presented on this page are in the units indicated by the "Units" column except where an alternate unit is presented to the right of the result.

REPORT OF LABORATORY ANALYSIS

This report shall not be reproduced, except in full,
without the written consent of Pace Analytical Services, Inc..

Pace Analytical Services, Inc.
9608 Loiret Blvd.
Lenexa, KS 66219
(913)599-5665

QUALITY CONTROL DATA

Project: FORT SMITH, AR
Pace Project No.: 60206665

LABORATORY CONTROL SAMPLE: 1663548

Parameter	Units	Spike Conc.	LCS Result	LCS % Rec	% Rec Limits	Qualifiers
1,1,1-Trichloroethane	ug/L	20	19.6	98	80-120	
1,1,2,2-Tetrachloroethane	ug/L	20	18.7	94	73-121	
1,1,2-Trichloroethane	ug/L	20	18.6	93	80-120	
1,1-Dichloroethane	ug/L	20	19.7	98	80-120	
1,1-Dichloroethene	ug/L	20	19.7	98	80-120	
1,2-Dichloroethane	ug/L	20	20.3	101	81-120	
1,2-Dichloropropane	ug/L	20	19.5	97	80-120	
2-Butanone (MEK)	ug/L	100	105	105	67-122	
2-Hexanone	ug/L	100	104	104	75-121	
4-Methyl-2-pentanone (MIBK)	ug/L	100	108	108	76-120	
Acetone	ug/L	100	107	107	72-120	
Benzene	ug/L	20	20.8	104	80-120	
Bromodichloromethane	ug/L	20	19.0	95	80-120	
Bromoform	ug/L	20	20.0	100	73-138	
Bromomethane	ug/L	20	15.2	76	38-137	
Carbon disulfide	ug/L	20	21.9	109	71-129	
Carbon tetrachloride	ug/L	20	19.4	97	67-146	
Chlorobenzene	ug/L	20	19.6	98	80-120	
Chloroethane	ug/L	20	19.1	95	76-120	
Chloroform	ug/L	20	19.7	99	80-120	
Chloromethane	ug/L	20	18.7	94	34-165	
cis-1,2-Dichloroethene	ug/L	20	19.5	98	80-120	
cis-1,3-Dichloropropene	ug/L	20	21.5	108	80-120	
Dibromochloromethane	ug/L	20	20.3	102	80-126	
Ethylbenzene	ug/L	20	19.6	98	80-120	
Methylene chloride	ug/L	20	20.5	103	80-120	
Styrene	ug/L	20	21.0	105	80-123	
Tetrachloroethene	ug/L	20	19.8	99	80-123	
Toluene	ug/L	20	19.7	98	80-120	
trans-1,2-Dichloroethene	ug/L	20	19.0	95	80-120	
trans-1,3-Dichloropropene	ug/L	20	20.0	100	80-129	
Trichloroethene	ug/L	20	19.0	95	80-120	
Vinyl chloride	ug/L	20	20.3	101	62-125	
Xylene (Total)	ug/L	60	61.7	103	80-120	
1,2-Dichloroethane-d4 (S)	%			101	80-120	
4-Bromofluorobenzene (S)	%			101	80-120	
Toluene-d8 (S)	%			99	80-120	

Results presented on this page are in the units indicated by the "Units" column except where an alternate unit is presented to the right of the result.

REPORT OF LABORATORY ANALYSIS

This report shall not be reproduced, except in full,
without the written consent of Pace Analytical Services, Inc..

Pace Analytical Services, Inc.
9608 Loiret Blvd.
Lenexa, KS 66219
(913)599-5665

QUALITY CONTROL DATA

Project: FORT SMITH, AR
Pace Project No.: 60206665

QC Batch: MSV/72701
QC Batch Method: EPA 5030B/8260
Analysis Method: EPA 5030B/8260
Analysis Description: 8260 MSV Water 10 mL Purge
Associated Lab Samples: 60206665006

METHOD BLANK: 1664090
Matrix: Water
Associated Lab Samples: 60206665006

Parameter	Units	Blank Result	Reporting Limit	MDL	Analyzed	Qualifiers
1,1,1-Trichloroethane	ug/L	ND	1.0	0.11	11/06/15 09:07	
1,1,2,2-Tetrachloroethane	ug/L	ND	1.0	0.15	11/06/15 09:07	
1,1,2-Trichloroethane	ug/L	ND	1.0	0.20	11/06/15 09:07	
1,1-Dichloroethane	ug/L	ND	1.0	0.050	11/06/15 09:07	
1,1-Dichloroethene	ug/L	ND	1.0	0.20	11/06/15 09:07	
1,2-Dichloroethane	ug/L	ND	1.0	0.12	11/06/15 09:07	
1,2-Dichloropropane	ug/L	ND	1.0	0.16	11/06/15 09:07	
2-Butanone (MEK)	ug/L	ND	10.0	0.59	11/06/15 09:07	
2-Hexanone	ug/L	ND	10.0	1.2	11/06/15 09:07	
4-Methyl-2-pentanone (MIBK)	ug/L	ND	10.0	0.42	11/06/15 09:07	
Acetone	ug/L	ND	10.0	1.9	11/06/15 09:07	
Benzene	ug/L	ND	1.0	0.060	11/06/15 09:07	
Bromodichloromethane	ug/L	ND	1.0	0.19	11/06/15 09:07	
Bromoform	ug/L	ND	1.0	0.070	11/06/15 09:07	
Bromomethane	ug/L	2.0J	5.0	0.16	11/06/15 09:07	
Carbon disulfide	ug/L	ND	5.0	0.12	11/06/15 09:07	
Carbon tetrachloride	ug/L	ND	1.0	0.18	11/06/15 09:07	
Chlorobenzene	ug/L	ND	1.0	0.21	11/06/15 09:07	
Chloroethane	ug/L	ND	1.0	0.15	11/06/15 09:07	
Chloroform	ug/L	ND	1.0	0.14	11/06/15 09:07	
Chloromethane	ug/L	ND	1.0	0.080	11/06/15 09:07	
cis-1,2-Dichloroethene	ug/L	ND	1.0	0.080	11/06/15 09:07	
cis-1,3-Dichloropropene	ug/L	ND	1.0	0.14	11/06/15 09:07	
Dibromochloromethane	ug/L	ND	1.0	0.21	11/06/15 09:07	
Ethylbenzene	ug/L	ND	1.0	0.18	11/06/15 09:07	
Methylene chloride	ug/L	ND	1.0	0.15	11/06/15 09:07	
Styrene	ug/L	ND	1.0	0.12	11/06/15 09:07	
Tetrachloroethene	ug/L	ND	1.0	0.10	11/06/15 09:07	
Toluene	ug/L	ND	1.0	0.17	11/06/15 09:07	
trans-1,2-Dichloroethene	ug/L	ND	1.0	0.20	11/06/15 09:07	
trans-1,3-Dichloropropene	ug/L	ND	1.0	0.12	11/06/15 09:07	
Trichloroethene	ug/L	ND	1.0	0.17	11/06/15 09:07	
Vinyl chloride	ug/L	ND	1.0	0.13	11/06/15 09:07	
Xylene (Total)	ug/L	ND	3.0	0.42	11/06/15 09:07	
1,2-Dichloroethane-d4 (S)	%	101	80-120		11/06/15 09:07	
4-Bromofluorobenzene (S)	%	99	80-120		11/06/15 09:07	
Toluene-d8 (S)	%	99	80-120		11/06/15 09:07	

Results presented on this page are in the units indicated by the "Units" column except where an alternate unit is presented to the right of the result.

REPORT OF LABORATORY ANALYSIS

This report shall not be reproduced, except in full,
without the written consent of Pace Analytical Services, Inc..

Pace Analytical Services, Inc.
9608 Loiret Blvd.
Lenexa, KS 66219
(913)599-5665

QUALITY CONTROL DATA

Project: FORT SMITH, AR
Pace Project No.: 60206665

LABORATORY CONTROL SAMPLE: 1664091

Parameter	Units	Spike Conc.	LCS Result	LCS % Rec	% Rec Limits	Qualifiers
1,1,1-Trichloroethane	ug/L	20	19.8	99	80-120	
1,1,2,2-Tetrachloroethane	ug/L	20	20.1	100	73-121	
1,1,2-Trichloroethane	ug/L	20	18.2	91	80-120	
1,1-Dichloroethane	ug/L	20	20.0	100	80-120	
1,1-Dichloroethene	ug/L	20	21.0	105	80-120	
1,2-Dichloroethane	ug/L	20	19.2	96	81-120	
1,2-Dichloropropane	ug/L	20	19.6	98	80-120	
2-Butanone (MEK)	ug/L	100	104	104	67-122	
2-Hexanone	ug/L	100	107	107	75-121	
4-Methyl-2-pentanone (MIBK)	ug/L	100	108	108	76-120	
Acetone	ug/L	100	113	113	72-120	
Benzene	ug/L	20	21.0	105	80-120	
Bromodichloromethane	ug/L	20	19.8	99	80-120	
Bromoform	ug/L	20	20.9	105	73-138	
Bromomethane	ug/L	20	12.2	61	38-137	
Carbon disulfide	ug/L	20	22.7	113	71-129	
Carbon tetrachloride	ug/L	20	20.0	100	67-146	
Chlorobenzene	ug/L	20	19.9	100	80-120	
Chloroethane	ug/L	20	21.7	109	76-120	
Chloroform	ug/L	20	18.8	94	80-120	
Chloromethane	ug/L	20	28.4	142	34-165	
cis-1,2-Dichloroethene	ug/L	20	19.2	96	80-120	
cis-1,3-Dichloropropene	ug/L	20	21.6	108	80-120	
Dibromochloromethane	ug/L	20	20.0	100	80-126	
Ethylbenzene	ug/L	20	20.2	101	80-120	
Methylene chloride	ug/L	20	22.0	110	80-120	
Styrene	ug/L	20	21.7	109	80-123	
Tetrachloroethene	ug/L	20	19.6	98	80-123	
Toluene	ug/L	20	20.0	100	80-120	
trans-1,2-Dichloroethene	ug/L	20	19.3	97	80-120	
trans-1,3-Dichloropropene	ug/L	20	19.5	97	80-129	
Trichloroethene	ug/L	20	18.8	94	80-120	
Vinyl chloride	ug/L	20	20.7	103	62-125	
Xylene (Total)	ug/L	60	64.1	107	80-120	
1,2-Dichloroethane-d4 (S)	%			95	80-120	
4-Bromofluorobenzene (S)	%			97	80-120	
Toluene-d8 (S)	%			96	80-120	

Results presented on this page are in the units indicated by the "Units" column except where an alternate unit is presented to the right of the result.

REPORT OF LABORATORY ANALYSIS

This report shall not be reproduced, except in full,
without the written consent of Pace Analytical Services, Inc..

Pace Analytical Services, Inc.
9608 Loiret Blvd.
Lenexa, KS 66219
(913)599-5665

QUALITY CONTROL DATA

Project: FORT SMITH, AR
Pace Project No.: 60206665

QC Batch: MSV/72693
QC Batch Method: EPA 5030B/8260
Analysis Method: EPA 5030B/8260
Analysis Description: 8260 MSV Water 7 day
Associated Lab Samples: 60206665004, 60206665005

METHOD BLANK: 1663549
Matrix: Water
Associated Lab Samples: 60206665004, 60206665005

Parameter	Units	Blank Result	Reporting Limit	MDL	Analyzed	Qualifiers
1,1,1-Trichloroethane	ug/L	ND	1.0	0.11	11/05/15 18:56	
1,1,2,2-Tetrachloroethane	ug/L	ND	1.0	0.15	11/05/15 18:56	
1,1,2-Trichloroethane	ug/L	ND	1.0	0.20	11/05/15 18:56	
1,1-Dichloroethane	ug/L	ND	1.0	0.050	11/05/15 18:56	
1,1-Dichloroethene	ug/L	ND	1.0	0.20	11/05/15 18:56	
1,2-Dichloroethane	ug/L	ND	1.0	0.12	11/05/15 18:56	
1,2-Dichloropropane	ug/L	ND	1.0	0.16	11/05/15 18:56	
2-Butanone (MEK)	ug/L	ND	10.0	0.59	11/05/15 18:56	
2-Hexanone	ug/L	ND	10.0	1.2	11/05/15 18:56	
4-Methyl-2-pentanone (MIBK)	ug/L	ND	10.0	0.42	11/05/15 18:56	
Acetone	ug/L	ND	10.0	1.9	11/05/15 18:56	
Benzene	ug/L	ND	1.0	0.060	11/05/15 18:56	
Bromodichloromethane	ug/L	ND	1.0	0.19	11/05/15 18:56	
Bromoform	ug/L	ND	1.0	0.070	11/05/15 18:56	
Bromomethane	ug/L	ND	5.0	0.16	11/05/15 18:56	
Carbon disulfide	ug/L	ND	5.0	0.12	11/05/15 18:56	
Carbon tetrachloride	ug/L	ND	1.0	0.18	11/05/15 18:56	
Chlorobenzene	ug/L	ND	1.0	0.21	11/05/15 18:56	
Chloroethane	ug/L	ND	1.0	0.15	11/05/15 18:56	
Chloroform	ug/L	ND	1.0	0.14	11/05/15 18:56	
Chloromethane	ug/L	ND	1.0	0.080	11/05/15 18:56	
cis-1,2-Dichloroethene	ug/L	ND	1.0	0.080	11/05/15 18:56	
cis-1,3-Dichloropropene	ug/L	ND	1.0	0.14	11/05/15 18:56	
Dibromochloromethane	ug/L	ND	1.0	0.21	11/05/15 18:56	
Ethylbenzene	ug/L	ND	1.0	0.18	11/05/15 18:56	
Methylene chloride	ug/L	ND	1.0	0.15	11/05/15 18:56	
Styrene	ug/L	ND	1.0	0.12	11/05/15 18:56	
Tetrachloroethene	ug/L	ND	1.0	0.10	11/05/15 18:56	
Toluene	ug/L	ND	1.0	0.17	11/05/15 18:56	
trans-1,2-Dichloroethene	ug/L	ND	1.0	0.20	11/05/15 18:56	
trans-1,3-Dichloropropene	ug/L	ND	1.0	0.12	11/05/15 18:56	
Trichloroethene	ug/L	ND	1.0	0.17	11/05/15 18:56	
Vinyl chloride	ug/L	ND	1.0	0.13	11/05/15 18:56	
Xylene (Total)	ug/L	ND	3.0	0.42	11/05/15 18:56	
1,2-Dichloroethane-d4 (S)	%	100	80-120		11/05/15 18:56	
4-Bromofluorobenzene (S)	%	102	80-120		11/05/15 18:56	
Toluene-d8 (S)	%	99	80-120		11/05/15 18:56	

Results presented on this page are in the units indicated by the "Units" column except where an alternate unit is presented to the right of the result.

REPORT OF LABORATORY ANALYSIS

This report shall not be reproduced, except in full,
without the written consent of Pace Analytical Services, Inc..

Pace Analytical Services, Inc.
9608 Loiret Blvd.
Lenexa, KS 66219
(913)599-5665

QUALITY CONTROL DATA

Project: FORT SMITH, AR
Pace Project No.: 60206665

LABORATORY CONTROL SAMPLE: 1663550

Parameter	Units	Spike Conc.	LCS Result	LCS % Rec	% Rec Limits	Qualifiers
1,1,1-Trichloroethane	ug/L	20	19.6	98	80-120	
1,1,2,2-Tetrachloroethane	ug/L	20	18.7	94	73-121	
1,1,2-Trichloroethane	ug/L	20	18.6	93	80-120	
1,1-Dichloroethane	ug/L	20	19.7	98	80-120	
1,1-Dichloroethene	ug/L	20	19.7	98	80-120	
1,2-Dichloroethane	ug/L	20	20.3	101	81-120	
1,2-Dichloropropane	ug/L	20	19.5	97	80-120	
2-Butanone (MEK)	ug/L	100	105	105	67-122	
2-Hexanone	ug/L	100	104	104	75-121	
4-Methyl-2-pentanone (MIBK)	ug/L	100	108	108	76-120	
Acetone	ug/L	100	107	107	72-120	
Benzene	ug/L	20	20.8	104	80-120	
Bromodichloromethane	ug/L	20	19.0	95	80-120	
Bromoform	ug/L	20	20.0	100	73-138	
Bromomethane	ug/L	20	15.2	76	38-137	
Carbon disulfide	ug/L	20	21.9	109	71-129	
Carbon tetrachloride	ug/L	20	19.4	97	67-146	
Chlorobenzene	ug/L	20	19.6	98	80-120	
Chloroethane	ug/L	20	19.1	95	76-120	
Chloroform	ug/L	20	19.7	99	80-120	
Chloromethane	ug/L	20	18.7	94	34-165	
cis-1,2-Dichloroethene	ug/L	20	19.5	98	80-120	
cis-1,3-Dichloropropene	ug/L	20	21.5	108	80-120	
Dibromochloromethane	ug/L	20	20.3	102	80-126	
Ethylbenzene	ug/L	20	19.6	98	80-120	
Methylene chloride	ug/L	20	20.5	103	80-120	
Styrene	ug/L	20	21.0	105	80-123	
Tetrachloroethene	ug/L	20	19.8	99	80-123	
Toluene	ug/L	20	19.7	98	80-120	
trans-1,2-Dichloroethene	ug/L	20	19.0	95	80-120	
trans-1,3-Dichloropropene	ug/L	20	20.0	100	80-129	
Trichloroethene	ug/L	20	19.0	95	80-120	
Vinyl chloride	ug/L	20	20.3	101	62-125	
Xylene (Total)	ug/L	60	61.7	103	80-120	
1,2-Dichloroethane-d4 (S)	%			101	80-120	
4-Bromofluorobenzene (S)	%			101	80-120	
Toluene-d8 (S)	%			99	80-120	

Results presented on this page are in the units indicated by the "Units" column except where an alternate unit is presented to the right of the result.

REPORT OF LABORATORY ANALYSIS

This report shall not be reproduced, except in full,
without the written consent of Pace Analytical Services, Inc..

Pace Analytical Services, Inc.
9608 Loiret Blvd.
Lenexa, KS 66219
(913)599-5665

QUALIFIERS

Project: FORT SMITH, AR
Pace Project No.: 60206665

DEFINITIONS

DF - Dilution Factor, if reported, represents the factor applied to the reported data due to dilution of the sample aliquot.

ND - Not Detected at or above adjusted reporting limit.

J - Estimated concentration above the adjusted method detection limit and below the adjusted reporting limit.

MDL - Adjusted Method Detection Limit.

PQL - Practical Quantitation Limit.

RL - Reporting Limit.

S - Surrogate

1,2-Diphenylhydrazine decomposes to and cannot be separated from Azobenzene using Method 8270. The result for each analyte is a combined concentration.

Consistent with EPA guidelines, unrounded data are displayed and have been used to calculate % recovery and RPD values.

LCS(D) - Laboratory Control Sample (Duplicate)

MS(D) - Matrix Spike (Duplicate)

DUP - Sample Duplicate

RPD - Relative Percent Difference

NC - Not Calculable.

SG - Silica Gel - Clean-Up

U - Indicates the compound was analyzed for, but not detected.

N-Nitrosodiphenylamine decomposes and cannot be separated from Diphenylamine using Method 8270. The result reported for each analyte is a combined concentration.

Pace Analytical is TNI accredited. Contact your Pace PM for the current list of accredited analytes.

TNI - The NELAC Institute.

LABORATORIES

PASI-K Pace Analytical Services - Kansas City

BATCH QUALIFIERS

Batch: MSV/72692

[M5] A matrix spike/matrix spike duplicate was not performed for this batch due to insufficient sample volume.

Batch: MSV/72693

[M5] A matrix spike/matrix spike duplicate was not performed for this batch due to insufficient sample volume.

Batch: MSV/72701

[M5] A matrix spike/matrix spike duplicate was not performed for this batch due to insufficient sample volume.

ANALYTE QUALIFIERS

B Analyte was detected in the associated method blank.

This report shall not be reproduced, except in full,
without the written consent of Pace Analytical Services, Inc..

Pace Analytical Services, Inc.
9608 Loiret Blvd.
Lenexa, KS 66219
(913)599-5665

QUALITY CONTROL DATA CROSS REFERENCE TABLE

Project: FORT SMITH, AR
Pace Project No.: 60206665

Lab ID	Sample ID	QC Batch Method	QC Batch	Analytical Method	Analytical Batch
60206665001	**TMW-10-201511**	EPA 5030B/8260	MSV/72692		
60206665002	**TMW-11-201511**	EPA 5030B/8260	MSV/72692		
60206665003	**MW-61R-201511**	EPA 5030B/8260	MSV/72692		
60206665006	**TB-01-201511**	EPA 5030B/8260	MSV/72701		
60206665004	**MW-35R-201511**	EPA 5030B/8260	MSV/72693		
60206665005	**MW-65-201511**	EPA 5030B/8260	MSV/72693		

This report shall not be reproduced, except in full,
without the written consent of Pace Analytical Services, Inc..

Pace Analytical®
www.pacelabs.com

Sample Condition Upon Receipt

WO# : 60206665

60206665

CBK

Client Name: Environ

Optional
Proj Due Date:
Proj Name:

Courier: FedEx ☐ UPS ☐ VIA ☑ Clay ☐ PEX ☐ ECI ☐ Pace ☐ Other ☐ Client ☐

Tracking #: _____ Pace Shipping Label Used? Yes ☑ No ☐

Custody Seal on Cooler/Box Present: Yes ☑ No ☐ Seals intact: Yes ☑ No ☐

Packing Material: Bubble Wrap ☐ Bubble Bags ☐ Foam ☑ None ☐ Other ☐

Thermometer Used: CF +0.6 T-239 / CF +0.6 T-262 **Type of Ice:** (Wet) Blue None ☐ Samples received on ice, cooling process has begun.
(circle one)

Cooler Temperature: 1.1

Date and initials of person examining contents: BB 11/5/15

Temperature should be above freezing to 6°C

Chain of Custody present:	☑Yes ☐No ☐N/A	1.
Chain of Custody filled out:	☑Yes ☐No ☐N/A	2.
Chain of Custody relinquished:	☑Yes ☐No ☐N/A	3.
Sampler name & signature on COC:	☑Yes ☐No ☐N/A	4.
Samples arrived within holding time:	☑Yes ☐No ☐N/A	5.
Short Hold Time analyses (<72hr):	☐Yes ☑No ☐N/A	6.
Rush Turn Around Time requested:	☑Yes ☐No ☐N/A	7. 1 DAY
Sufficient volume:	☑Yes ☐No ☐N/A	8.
Correct containers used:	☑Yes ☐No ☐N/A	
Pace containers used:	☑Yes ☐No ☐N/A	9.
Containers intact:	☑Yes ☐No ☐N/A	10.
Unpreserved 5035A soils frozen w/in 48hrs?	☐Yes ☐No ☑N/A	11.
Filtered volume received for dissolved tests?	☐Yes ☐No ☑N/A	12.
Sample labels match COC:	☑Yes ☐No ☐N/A	
Includes date/time/ID/analyses Y Matrix: WT		13.
All containers needing preservation have been checked.	☐Yes ☐No ☑N/A	
All containers needing preservation are found to be in compliance with EPA recommendation.	☐Yes ☐No ☑N/A	14.
Exceptions: VOA, Coliform, O&G, WI-DRO (water)	☑Yes ☐No	Initial when completed / Lot # of added preservative
Trip Blank present:	☑Yes ☐No ☐N/A	
Pace Trip Blank lot # (if purchased): 101215-3B2W		15.
Headspace in VOA vials (>6mm):	☐Yes ☑No ☐N/A	16.
Project sampled in USDA Regulated Area:	☐Yes ☐No ☑N/A	17. List State:
Additional labels attached to 5035A vials in the field?	☐Yes ☐No ☑N/A	18.

Client Notification/ Resolution: Copy COC to Client? Y / (N) Field Data Required? Y / (N)

Person Contacted: _____ Date/Time: _____

Comments/ Resolution: Emailed Wendy to see if we should analyze the trip blank.
CBC 11/05/15.

Project Manager Review: CBC Date: 11/5/15

CHAIN-OF-CUSTODY / Analytical Request Document

The Chain-of-Custody is a LEGAL DOCUMENT. All relevant fields must be completed accurately.

Pace Analytical
www.pacelabs.com

Section A Required Client Information:

Company:	Environ
Address:	7500 College Blvd., Ste. 925
	Overland Park, KS 66210
Email To:	wstonestreet@environcorp.com
Phone: 913-553-5926	Fax:
Requested Due Date/TAT:	1DAY TAT

Section B Required Project Information:

Report To:	Wendy Stonestreet
Copy To:	Tamara Gleason
	tgleason@environcorp.com
Purchase Order No.:	
Project Name:	Fort Smith, AR
Project Number:	

Section C Invoice Information:

Attention:	Tamara Gleason
Company Name:	
Address:	
Pace Quote Reference:	
Pace Project Manager:	Colleen Clyne (913) 563-1406
Pace Profile #:	7444 water, 7709 soil

REGULATORY AGENCY

☐ NPDES ☐ GROUND WATER ☐ DRINKING WATER
☐ UST ☐ RCRA ☒ OTHER ADEQ

Site Location STATE: AR

Section D Required Client Information

SAMPLE ID (A-Z, 0-9 / ,-) Sample IDs MUST BE UNIQUE

Valid Matrix Codes

MATRIX	CODE
DRINKING WATER	DW
WATER	WT
WASTE WATER	WW
PRODUCT	P
SOIL/SOLID	SL
OIL	OL
WIPE	WP
AIR	AR
OTHER	OT
TISSUE	TS

Requested Analysis Filtered (Y/N)

ITEM #	SAMPLE ID	MATRIX CODE (see valid codes to left)	SAMPLE TYPE (G=GRAB C=COMP)	COLLECTED COMPOSITE START DATE	COLLECTED COMPOSITE START TIME	COLLECTED COMPOSITE END/GRAB DATE	COLLECTED COMPOSITE END/GRAB TIME	SAMPLE TEMP AT COLLECTION	# OF CONTAINERS	Preservatives: Unpreserved	H_2SO_4	HNO_3	HCl	NaOH	$Na_2S_2O_3$	Methanol	Other Ascorbic Acid	Analysis Test ↓ Y/N	3260 client specific list	Residual Chlorine (Y/N)	Pace Project No./ Lab I.D.
																					60206065
1	TMW-10-201511	WT		11/4/15	1228				3				X					X	3DG9H	N	001
2	TMW-11-201511	WT		11/4/15	1405				3				X					X	↓	N	002
3	MW-61R-201511	WT		11/4/15	1445				3				X					X	↓	N	003
4	MW-35R-201511	WT		11/4/15	1640				3								X	X	0 H R	N	7 day hold time 004
5	MW-65-201511	WT		11/4/15	1640				3								X	X	↓	N	7 day hold time 005
6	TB-01-201511	WT		11/4/15	—				2				X						2DG9H		006
7																					
8																					
9																					
10																					
11																					
12																					

ADDITIONAL COMMENTS	RELINQUISHED BY / AFFILIATION	DATE	TIME	ACCEPTED BY / AFFILIATION	DATE	TIME	SAMPLE CONDITIONS: Temp in °C	Received on Ice (Y/N)	Custody Sealed Cooler (Y/N)	Samples Intact (Y/N)
	Wendy Stonestreet/ER	11/4/2015	1830		11/5/15	1220	1.1	Y	Y	Y

SAMPLER NAME AND SIGNATURE

PRINT Name of SAMPLER: Wendy Stonestreet

SIGNATURE of SAMPLER: Wendy Stonestreet DATE Signed (MM/DD/YY): 11/4/2015

*Important Note: By signing this form you are accepting Pace's NET 30 day payment terms and agreeing to late charges of 1.5% per month for any invoices not paid within 30 days.

Pace Analytical Services, Inc.
9608 Loiret Blvd.
Lenexa, KS 66219
(913)599-5665

November 09, 2015

Wendy Stonestreet
Environ International Corporation
7500 College Blvd Ste 925
Overland Park, KS 66210

RE: Project: FORT SMITH, AR
Pace Project No.: 60206784

Dear Wendy Stonestreet:
Enclosed are the analytical results for sample(s) received by the laboratory on November 06, 2015. The results relate only to the samples included in this report. Results reported herein conform to the most current TNI standards and the laboratory's Quality Assurance Manual, where applicable, unless otherwise noted in the body of the report.

If you have any questions concerning this report, please feel free to contact me.

Sincerely,

Colleen Clyne
colleen.clyne@pacelabs.com
Project Manager

Enclosures

cc: Tamara Gleason, ENVIRON International Corporation

This report shall not be reproduced, except in full,
without the written consent of Pace Analytical Services, Inc..

Pace Analytical Services, Inc.
9608 Loiret Blvd.
Lenexa, KS 66219
(913)599-5665

CERTIFICATIONS

Project: FORT SMITH, AR
Pace Project No.: 60206784

Kansas Certification IDs
9608 Loiret Boulevard, Lenexa, KS 66219
WY STR Certification #: 2456.01
Arkansas Certification #: 15-016-0
Illinois Certification #: 003097
Iowa Certification #: 118
Kansas/NELAP Certification #: E-10116
Louisiana Certification #: 03055
Nevada Certification #: KS000212008A
Oklahoma Certification #: 9205/9935
Texas Certification #: T104704407
Utah Certification #: KS00021

REPORT OF LABORATORY ANALYSIS

This report shall not be reproduced, except in full,
without the written consent of Pace Analytical Services, Inc..

Pace Analytical Services, Inc.
9608 Loiret Blvd.
Lenexa, KS 66219
(913)599-5665

SAMPLE SUMMARY

Project: FORT SMITH, AR
Pace Project No.: 60206784

Lab ID	Sample ID	Matrix	Date Collected	Date Received
60206784001	**MW-24-201511**	Water	11/05/15 09:20	11/06/15 08:25
60206784002	**MW-23-201511**	Water	11/05/15 09:30	11/06/15 08:25
60206784003	**MW-81-201511**	Water	11/05/15 12:10	11/06/15 08:25
60206784004	**MW-33R-201511**	Water	11/05/15 13:05	11/06/15 08:25
60206784005	**MW-77-201511**	Water	11/05/15 13:50	11/06/15 08:25
60206784006	**MW-83-201511**	Water	11/05/15 11:20	11/06/15 08:25
60206784007	**MW-80-201511**	Water	11/05/15 14:45	11/06/15 08:25

This report shall not be reproduced, except in full,
without the written consent of Pace Analytical Services, Inc..

Pace Analytical Services, Inc.
9608 Loiret Blvd.
Lenexa, KS 66219
(913)599-5665

SAMPLE ANALYTE COUNT

Project: FORT SMITH, AR
Pace Project No.: 60206784

Lab ID	Sample ID	Method	Analysts	Analytes Reported	Laboratory
60206784001	**MW-24-201511**	EPA 5030B/8260	PGH	38	PASI-K
60206784002	**MW-23-201511**	EPA 5030B/8260	PGH	38	PASI-K
60206784003	**MW-81-201511**	EPA 5030B/8260	PGH	38	PASI-K
60206784004	**MW-33R-201511**	EPA 5030B/8260	PGH	38	PASI-K
60206784005	**MW-77-201511**	EPA 5030B/8260	PGH	38	PASI-K
60206784006	**MW-83-201511**	EPA 5030B/8260	PGH	38	PASI-K
60206784007	**MW-80-201511**	EPA 5030B/8260	PGH	38	PASI-K

This report shall not be reproduced, except in full,
without the written consent of Pace Analytical Services, Inc..

Pace Analytical Services, Inc.
9608 Loiret Blvd.
Lenexa, KS 66219
(913)599-5665

PROJECT NARRATIVE

Project: FORT SMITH, AR
Pace Project No.: 60206784

Method: **EPA 5030B/8260**
Description: 8260 MSV
Client: Environ_AR
Date: November 09, 2015

General Information:
7 samples were analyzed for EPA 5030B/8260. All samples were received in acceptable condition with any exceptions noted below or on the chain-of custody and/or the sample condition upon receipt form (SCUR) attached at the end of this report.

Hold Time:
The samples were analyzed within the method required hold times with any exceptions noted below.

Initial Calibrations (including MS Tune as applicable):
All criteria were within method requirements with any exceptions noted below.

Continuing Calibration:
All criteria were within method requirements with any exceptions noted below.

Internal Standards:
All internal standards were within QC limits with any exceptions noted below.

Surrogates:
All surrogates were within QC limits with any exceptions noted below.

Method Blank:
All analytes were below the report limit in the method blank, where applicable, with any exceptions noted below.

QC Batch: MSV/72716

B: Analyte was detected in the associated method blank.

- BLANK for HBN 407925 [MSV/7271 (Lab ID: 1664531)
  - Acetone
  - Bromomethane
  - Carbon disulfide

Laboratory Control Spike:
All laboratory control spike compounds were within QC limits with any exceptions noted below.

Matrix Spikes:
All percent recoveries and relative percent differences (RPDs) were within acceptance criteria with any exceptions noted below.

QC Batch: MSV/72716

A matrix spike/matrix spike duplicate was not performed due to insufficient sample volume.

QC Batch: MSV/72736

A matrix spike/matrix spike duplicate was not performed due to insufficient sample volume.

Additional Comments:

This data package has been reviewed for quality and completeness and is approved for release.

This report shall not be reproduced, except in full,
without the written consent of Pace Analytical Services, Inc..

Pace Analytical Services, Inc.
9608 Loiret Blvd.
Lenexa, KS 66219
(913)599-5665

ANALYTICAL RESULTS

Project: FORT SMITH, AR
Pace Project No.: 60206784

Sample: MW-24-201511 **Lab ID: 60206784001** Collected: 11/05/15 09:20 Received: 11/06/15 08:25 Matrix: Water

Parameters	Results	Units	Report Limit	MDL	DF	Prepared	Analyzed	CAS No.	Qual
8260 MSV	Analytical Method: EPA 5030B/8260								
Acetone	**84.8**	ug/L	10.0	1.9	1		11/06/15 22:29	67-64-1	
Benzene	ND	ug/L	1.0	0.060	1		11/06/15 22:29	71-43-2	
Bromodichloromethane	ND	ug/L	1.0	0.19	1		11/06/15 22:29	75-27-4	
Bromoform	**12.3**	ug/L	1.0	0.070	1		11/06/15 22:29	75-25-2	
Bromomethane	**5.4**	ug/L	5.0	0.16	1		11/06/15 22:29	74-83-9	B
2-Butanone (MEK)	**3.2J**	ug/L	10.0	0.59	1		11/06/15 22:29	78-93-3	
Carbon disulfide	**0.25J**	ug/L	5.0	0.12	1		11/06/15 22:29	75-15-0	B
Carbon tetrachloride	ND	ug/L	1.0	0.18	1		11/06/15 22:29	56-23-5	
Chlorobenzene	ND	ug/L	1.0	0.21	1		11/06/15 22:29	108-90-7	
Chloroethane	ND	ug/L	1.0	0.15	1		11/06/15 22:29	75-00-3	
Chloroform	ND	ug/L	1.0	0.14	1		11/06/15 22:29	67-66-3	
Chloromethane	**18.7**	ug/L	1.0	0.080	1		11/06/15 22:29	74-87-3	
Dibromochloromethane	**0.72J**	ug/L	1.0	0.21	1		11/06/15 22:29	124-48-1	
1,1-Dichloroethane	ND	ug/L	1.0	0.050	1		11/06/15 22:29	75-34-3	
1,2-Dichloroethane	ND	ug/L	1.0	0.12	1		11/06/15 22:29	107-06-2	
1,1-Dichloroethene	ND	ug/L	1.0	0.20	1		11/06/15 22:29	75-35-4	
cis-1,2-Dichloroethene	**0.20J**	ug/L	1.0	0.080	1		11/06/15 22:29	156-59-2	
trans-1,2-Dichloroethene	ND	ug/L	1.0	0.20	1		11/06/15 22:29	156-60-5	
1,2-Dichloropropane	ND	ug/L	1.0	0.16	1		11/06/15 22:29	78-87-5	
cis-1,3-Dichloropropene	ND	ug/L	1.0	0.14	1		11/06/15 22:29	10061-01-5	
trans-1,3-Dichloropropene	ND	ug/L	1.0	0.12	1		11/06/15 22:29	10061-02-6	
Ethylbenzene	ND	ug/L	1.0	0.18	1		11/06/15 22:29	100-41-4	
2-Hexanone	ND	ug/L	10.0	1.2	1		11/06/15 22:29	591-78-6	
Methylene chloride	ND	ug/L	1.0	0.15	1		11/06/15 22:29	75-09-2	
4-Methyl-2-pentanone (MIBK)	ND	ug/L	10.0	0.42	1		11/06/15 22:29	108-10-1	
Styrene	ND	ug/L	1.0	0.12	1		11/06/15 22:29	100-42-5	
1,1,2,2-Tetrachloroethane	ND	ug/L	1.0	0.15	1		11/06/15 22:29	79-34-5	
Tetrachloroethene	ND	ug/L	1.0	0.10	1		11/06/15 22:29	127-18-4	
Toluene	ND	ug/L	1.0	0.17	1		11/06/15 22:29	108-88-3	
1,1,1-Trichloroethane	ND	ug/L	1.0	0.11	1		11/06/15 22:29	71-55-6	
1,1,2-Trichloroethane	ND	ug/L	1.0	0.20	1		11/06/15 22:29	79-00-5	
Trichloroethene	**75.8**	ug/L	1.0	0.17	1		11/06/15 22:29	79-01-6	
Vinyl chloride	ND	ug/L	1.0	0.13	1		11/06/15 22:29	75-01-4	
Xylene (Total)	ND	ug/L	3.0	0.42	1		11/06/15 22:29	1330-20-7	
Surrogates									
4-Bromofluorobenzene (S)	100	%	80-120		1		11/06/15 22:29	460-00-4	
1,2-Dichloroethane-d4 (S)	97	%	80-120		1		11/06/15 22:29	17060-07-0	
Toluene-d8 (S)	100	%	80-120		1		11/06/15 22:29	2037-26-5	
Preservation pH	**3.0**		0.10	0.10	1		11/06/15 22:29		

REPORT OF LABORATORY ANALYSIS

This report shall not be reproduced, except in full,
without the written consent of Pace Analytical Services, Inc..

Pace Analytical Services, Inc.
9608 Loiret Blvd.
Lenexa, KS 66219
(913)599-5665

ANALYTICAL RESULTS

Project: FORT SMITH, AR
Pace Project No.: 60206784

Sample: MW-23-201511 **Lab ID: 60206784002** Collected: 11/05/15 09:30 Received: 11/06/15 08:25 Matrix: Water

Parameters	Results	Units	Report Limit	MDL	DF	Prepared	Analyzed	CAS No.	Qual
8260 MSV	Analytical Method: EPA 5030B/8260								
Acetone	**20.1**	ug/L	10.0	1.9	1		11/06/15 21:31	67-64-1	
Benzene	ND	ug/L	1.0	0.060	1		11/06/15 21:31	71-43-2	
Bromodichloromethane	ND	ug/L	1.0	0.19	1		11/06/15 21:31	75-27-4	
Bromoform	ND	ug/L	1.0	0.070	1		11/06/15 21:31	75-25-2	
Bromomethane	**2.0J**	ug/L	5.0	0.16	1		11/06/15 21:31	74-83-9	B
2-Butanone (MEK)	ND	ug/L	10.0	0.59	1		11/06/15 21:31	78-93-3	
Carbon disulfide	ND	ug/L	5.0	0.12	1		11/06/15 21:31	75-15-0	
Carbon tetrachloride	ND	ug/L	1.0	0.18	1		11/06/15 21:31	56-23-5	
Chlorobenzene	ND	ug/L	1.0	0.21	1		11/06/15 21:31	108-90-7	
Chloroethane	ND	ug/L	1.0	0.15	1		11/06/15 21:31	75-00-3	
Chloroform	ND	ug/L	1.0	0.14	1		11/06/15 21:31	67-66-3	
Chloromethane	**1.9**	ug/L	1.0	0.080	1		11/06/15 21:31	74-87-3	
Dibromochloromethane	ND	ug/L	1.0	0.21	1		11/06/15 21:31	124-48-1	
1,1-Dichloroethane	ND	ug/L	1.0	0.050	1		11/06/15 21:31	75-34-3	
1,2-Dichloroethane	ND	ug/L	1.0	0.12	1		11/06/15 21:31	107-06-2	
1,1-Dichloroethene	ND	ug/L	1.0	0.20	1		11/06/15 21:31	75-35-4	
cis-1,2-Dichloroethene	ND	ug/L	1.0	0.080	1		11/06/15 21:31	156-59-2	
trans-1,2-Dichloroethene	ND	ug/L	1.0	0.20	1		11/06/15 21:31	156-60-5	
1,2-Dichloropropane	ND	ug/L	1.0	0.16	1		11/06/15 21:31	78-87-5	
cis-1,3-Dichloropropene	ND	ug/L	1.0	0.14	1		11/06/15 21:31	10061-01-5	
trans-1,3-Dichloropropene	ND	ug/L	1.0	0.12	1		11/06/15 21:31	10061-02-6	
Ethylbenzene	ND	ug/L	1.0	0.18	1		11/06/15 21:31	100-41-4	
2-Hexanone	ND	ug/L	10.0	1.2	1		11/06/15 21:31	591-78-6	
Methylene chloride	ND	ug/L	1.0	0.15	1		11/06/15 21:31	75-09-2	
4-Methyl-2-pentanone (MIBK)	ND	ug/L	10.0	0.42	1		11/06/15 21:31	108-10-1	
Styrene	ND	ug/L	1.0	0.12	1		11/06/15 21:31	100-42-5	
1,1,2,2-Tetrachloroethane	ND	ug/L	1.0	0.15	1		11/06/15 21:31	79-34-5	
Tetrachloroethene	ND	ug/L	1.0	0.10	1		11/06/15 21:31	127-18-4	
Toluene	ND	ug/L	1.0	0.17	1		11/06/15 21:31	108-88-3	
1,1,1-Trichloroethane	ND	ug/L	1.0	0.11	1		11/06/15 21:31	71-55-6	
1,1,2-Trichloroethane	ND	ug/L	1.0	0.20	1		11/06/15 21:31	79-00-5	
Trichloroethene	**0.40J**	ug/L	1.0	0.17	1		11/06/15 21:31	79-01-6	
Vinyl chloride	ND	ug/L	1.0	0.13	1		11/06/15 21:31	75-01-4	
Xylene (Total)	ND	ug/L	3.0	0.42	1		11/06/15 21:31	1330-20-7	
Surrogates									
4-Bromofluorobenzene (S)	98	%	80-120		1		11/06/15 21:31	460-00-4	
1,2-Dichloroethane-d4 (S)	98	%	80-120		1		11/06/15 21:31	17060-07-0	
Toluene-d8 (S)	100	%	80-120		1		11/06/15 21:31	2037-26-5	
Preservation pH	**7.0**		0.10	0.10	1		11/06/15 21:31		

REPORT OF LABORATORY ANALYSIS

This report shall not be reproduced, except in full,
without the written consent of Pace Analytical Services, Inc..

Pace Analytical Services, Inc.
9608 Loiret Blvd.
Lenexa, KS 66219
(913)599-5665

ANALYTICAL RESULTS

Project: FORT SMITH, AR
Pace Project No.: 60206784

Sample: MW-81-201511 **Lab ID: 60206784003** Collected: 11/05/15 12:10 Received: 11/06/15 08:25 Matrix: Water

Parameters	Results	Units	Report Limit	MDL	DF	Prepared	Analyzed	CAS No.	Qual
8260 MSV	Analytical Method: EPA 5030B/8260								
Acetone	**22.9**	ug/L	10.0	1.9	1		11/06/15 22:43	67-64-1	
Benzene	ND	ug/L	1.0	0.060	1		11/06/15 22:43	71-43-2	
Bromodichloromethane	ND	ug/L	1.0	0.19	1		11/06/15 22:43	75-27-4	
Bromoform	**0.19J**	ug/L	1.0	0.070	1		11/06/15 22:43	75-25-2	
Bromomethane	**5.5**	ug/L	5.0	0.16	1		11/06/15 22:43	74-83-9	B
2-Butanone (MEK)	ND	ug/L	10.0	0.59	1		11/06/15 22:43	78-93-3	
Carbon disulfide	ND	ug/L	5.0	0.12	1		11/06/15 22:43	75-15-0	
Carbon tetrachloride	ND	ug/L	1.0	0.18	1		11/06/15 22:43	56-23-5	
Chlorobenzene	ND	ug/L	1.0	0.21	1		11/06/15 22:43	108-90-7	
Chloroethane	ND	ug/L	1.0	0.15	1		11/06/15 22:43	75-00-3	
Chloroform	ND	ug/L	1.0	0.14	1		11/06/15 22:43	67-66-3	
Chloromethane	**4.6**	ug/L	1.0	0.080	1		11/06/15 22:43	74-87-3	
Dibromochloromethane	ND	ug/L	1.0	0.21	1		11/06/15 22:43	124-48-1	
1,1-Dichloroethane	ND	ug/L	1.0	0.050	1		11/06/15 22:43	75-34-3	
1,2-Dichloroethane	ND	ug/L	1.0	0.12	1		11/06/15 22:43	107-06-2	
1,1-Dichloroethene	ND	ug/L	1.0	0.20	1		11/06/15 22:43	75-35-4	
cis-1,2-Dichloroethene	**6.5**	ug/L	1.0	0.080	1		11/06/15 22:43	156-59-2	
trans-1,2-Dichloroethene	ND	ug/L	1.0	0.20	1		11/06/15 22:43	156-60-5	
1,2-Dichloropropane	ND	ug/L	1.0	0.16	1		11/06/15 22:43	78-87-5	
cis-1,3-Dichloropropene	ND	ug/L	1.0	0.14	1		11/06/15 22:43	10061-01-5	
trans-1,3-Dichloropropene	ND	ug/L	1.0	0.12	1		11/06/15 22:43	10061-02-6	
Ethylbenzene	ND	ug/L	1.0	0.18	1		11/06/15 22:43	100-41-4	
2-Hexanone	ND	ug/L	10.0	1.2	1		11/06/15 22:43	591-78-6	
Methylene chloride	ND	ug/L	1.0	0.15	1		11/06/15 22:43	75-09-2	
4-Methyl-2-pentanone (MIBK)	ND	ug/L	10.0	0.42	1		11/06/15 22:43	108-10-1	
Styrene	ND	ug/L	1.0	0.12	1		11/06/15 22:43	100-42-5	
1,1,2,2-Tetrachloroethane	ND	ug/L	1.0	0.15	1		11/06/15 22:43	79-34-5	
Tetrachloroethene	ND	ug/L	1.0	0.10	1		11/06/15 22:43	127-18-4	
Toluene	ND	ug/L	1.0	0.17	1		11/06/15 22:43	108-88-3	
1,1,1-Trichloroethane	ND	ug/L	1.0	0.11	1		11/06/15 22:43	71-55-6	
1,1,2-Trichloroethane	ND	ug/L	1.0	0.20	1		11/06/15 22:43	79-00-5	
Trichloroethene	**233**	ug/L	5.0	0.85	5		11/09/15 13:32	79-01-6	
Vinyl chloride	ND	ug/L	1.0	0.13	1		11/06/15 22:43	75-01-4	
Xylene (Total)	ND	ug/L	3.0	0.42	1		11/06/15 22:43	1330-20-7	
Surrogates									
4-Bromofluorobenzene (S)	100	%	80-120		1		11/06/15 22:43	460-00-4	
1,2-Dichloroethane-d4 (S)	95	%	80-120		1		11/06/15 22:43	17060-07-0	
Toluene-d8 (S)	98	%	80-120		1		11/06/15 22:43	2037-26-5	
Preservation pH	**3.0**		0.10	0.10	1		11/06/15 22:43		

REPORT OF LABORATORY ANALYSIS

This report shall not be reproduced, except in full,
without the written consent of Pace Analytical Services, Inc..

Pace Analytical Services, Inc.
9608 Loiret Blvd.
Lenexa, KS 66219
(913)599-5665

ANALYTICAL RESULTS

Project: FORT SMITH, AR
Pace Project No.: 60206784

Sample: MW-33R-201511 **Lab ID: 60206784004** Collected: 11/05/15 13:05 Received: 11/06/15 08:25 Matrix: Water

Parameters	Results	Units	Report Limit	MDL	DF	Prepared	Analyzed	CAS No.	Qual
8260 MSV	Analytical Method: EPA 5030B/8260								
Acetone	**3.8J**	ug/L	10.0	1.9	1		11/06/15 22:58	67-64-1	B
Benzene	ND	ug/L	1.0	0.060	1		11/06/15 22:58	71-43-2	
Bromodichloromethane	ND	ug/L	1.0	0.19	1		11/06/15 22:58	75-27-4	
Bromoform	**0.18J**	ug/L	1.0	0.070	1		11/06/15 22:58	75-25-2	
Bromomethane	**1.6J**	ug/L	5.0	0.16	1		11/06/15 22:58	74-83-9	B
2-Butanone (MEK)	ND	ug/L	10.0	0.59	1		11/06/15 22:58	78-93-3	
Carbon disulfide	**0.20J**	ug/L	5.0	0.12	1		11/06/15 22:58	75-15-0	B
Carbon tetrachloride	ND	ug/L	1.0	0.18	1		11/06/15 22:58	56-23-5	
Chlorobenzene	ND	ug/L	1.0	0.21	1		11/06/15 22:58	108-90-7	
Chloroethane	ND	ug/L	1.0	0.15	1		11/06/15 22:58	75-00-3	
Chloroform	ND	ug/L	1.0	0.14	1		11/06/15 22:58	67-66-3	
Chloromethane	ND	ug/L	1.0	0.080	1		11/06/15 22:58	74-87-3	
Dibromochloromethane	ND	ug/L	1.0	0.21	1		11/06/15 22:58	124-48-1	
1,1-Dichloroethane	ND	ug/L	1.0	0.050	1		11/06/15 22:58	75-34-3	
1,2-Dichloroethane	ND	ug/L	1.0	0.12	1		11/06/15 22:58	107-06-2	
1,1-Dichloroethene	**0.23J**	ug/L	1.0	0.20	1		11/06/15 22:58	75-35-4	
cis-1,2-Dichloroethene	**8.0**	ug/L	1.0	0.080	1		11/06/15 22:58	156-59-2	
trans-1,2-Dichloroethene	ND	ug/L	1.0	0.20	1		11/06/15 22:58	156-60-5	
1,2-Dichloropropane	**2.0**	ug/L	1.0	0.16	1		11/06/15 22:58	78-87-5	
cis-1,3-Dichloropropene	ND	ug/L	1.0	0.14	1		11/06/15 22:58	10061-01-5	
trans-1,3-Dichloropropene	ND	ug/L	1.0	0.12	1		11/06/15 22:58	10061-02-6	
Ethylbenzene	ND	ug/L	1.0	0.18	1		11/06/15 22:58	100-41-4	
2-Hexanone	ND	ug/L	10.0	1.2	1		11/06/15 22:58	591-78-6	
Methylene chloride	ND	ug/L	1.0	0.15	1		11/06/15 22:58	75-09-2	
4-Methyl-2-pentanone (MIBK)	ND	ug/L	10.0	0.42	1		11/06/15 22:58	108-10-1	
Styrene	ND	ug/L	1.0	0.12	1		11/06/15 22:58	100-42-5	
1,1,2,2-Tetrachloroethane	ND	ug/L	1.0	0.15	1		11/06/15 22:58	79-34-5	
Tetrachloroethene	ND	ug/L	1.0	0.10	1		11/06/15 22:58	127-18-4	
Toluene	ND	ug/L	1.0	0.17	1		11/06/15 22:58	108-88-3	
1,1,1-Trichloroethane	ND	ug/L	1.0	0.11	1		11/06/15 22:58	71-55-6	
1,1,2-Trichloroethane	ND	ug/L	1.0	0.20	1		11/06/15 22:58	79-00-5	
Trichloroethene	**752**	ug/L	10.0	1.7	10		11/06/15 23:12	79-01-6	
Vinyl chloride	**0.39J**	ug/L	1.0	0.13	1		11/06/15 22:58	75-01-4	
Xylene (Total)	ND	ug/L	3.0	0.42	1		11/06/15 22:58	1330-20-7	
Surrogates									
4-Bromofluorobenzene (S)	98	%	80-120		1		11/06/15 22:58	460-00-4	
1,2-Dichloroethane-d4 (S)	93	%	80-120		1		11/06/15 22:58	17060-07-0	
Toluene-d8 (S)	99	%	80-120		1		11/06/15 22:58	2037-26-5	
Preservation pH	**4.0**		0.10	0.10	1		11/06/15 22:58		

REPORT OF LABORATORY ANALYSIS

This report shall not be reproduced, except in full,
without the written consent of Pace Analytical Services, Inc..

Pace Analytical Services, Inc.
9608 Loiret Blvd.
Lenexa, KS 66219
(913)599-5665

ANALYTICAL RESULTS

Project: FORT SMITH, AR
Pace Project No.: 60206784

Sample: MW-77-201511 **Lab ID: 60206784005** Collected: 11/05/15 13:50 Received: 11/06/15 08:25 Matrix: Water

Parameters	Results	Units	Report Limit	MDL	DF	Prepared	Analyzed	CAS No.	Qual
8260 MSV	Analytical Method: EPA 5030B/8260								
Acetone	**25.1**	ug/L	10.0	1.9	1		11/06/15 22:00	67-64-1	
Benzene	ND	ug/L	1.0	0.060	1		11/06/15 22:00	71-43-2	
Bromodichloromethane	ND	ug/L	1.0	0.19	1		11/06/15 22:00	75-27-4	
Bromoform	ND	ug/L	1.0	0.070	1		11/06/15 22:00	75-25-2	
Bromomethane	**4.9J**	ug/L	5.0	0.16	1		11/06/15 22:00	74-83-9	B
2-Butanone (MEK)	ND	ug/L	10.0	0.59	1		11/06/15 22:00	78-93-3	
Carbon disulfide	ND	ug/L	5.0	0.12	1		11/06/15 22:00	75-15-0	
Carbon tetrachloride	ND	ug/L	1.0	0.18	1		11/06/15 22:00	56-23-5	
Chlorobenzene	ND	ug/L	1.0	0.21	1		11/06/15 22:00	108-90-7	
Chloroethane	ND	ug/L	1.0	0.15	1		11/06/15 22:00	75-00-3	
Chloroform	ND	ug/L	1.0	0.14	1		11/06/15 22:00	67-66-3	
Chloromethane	**7.2**	ug/L	1.0	0.080	1		11/06/15 22:00	74-87-3	
Dibromochloromethane	ND	ug/L	1.0	0.21	1		11/06/15 22:00	124-48-1	
1,1-Dichloroethane	ND	ug/L	1.0	0.050	1		11/06/15 22:00	75-34-3	
1,2-Dichloroethane	ND	ug/L	1.0	0.12	1		11/06/15 22:00	107-06-2	
1,1-Dichloroethene	ND	ug/L	1.0	0.20	1		11/06/15 22:00	75-35-4	
cis-1,2-Dichloroethene	**1.1**	ug/L	1.0	0.080	1		11/06/15 22:00	156-59-2	
trans-1,2-Dichloroethene	ND	ug/L	1.0	0.20	1		11/06/15 22:00	156-60-5	
1,2-Dichloropropane	ND	ug/L	1.0	0.16	1		11/06/15 22:00	78-87-5	
cis-1,3-Dichloropropene	ND	ug/L	1.0	0.14	1		11/06/15 22:00	10061-01-5	
trans-1,3-Dichloropropene	ND	ug/L	1.0	0.12	1		11/06/15 22:00	10061-02-6	
Ethylbenzene	ND	ug/L	1.0	0.18	1		11/06/15 22:00	100-41-4	
2-Hexanone	ND	ug/L	10.0	1.2	1		11/06/15 22:00	591-78-6	
Methylene chloride	ND	ug/L	1.0	0.15	1		11/06/15 22:00	75-09-2	
4-Methyl-2-pentanone (MIBK)	ND	ug/L	10.0	0.42	1		11/06/15 22:00	108-10-1	
Styrene	ND	ug/L	1.0	0.12	1		11/06/15 22:00	100-42-5	
1,1,2,2-Tetrachloroethane	ND	ug/L	1.0	0.15	1		11/06/15 22:00	79-34-5	
Tetrachloroethene	ND	ug/L	1.0	0.10	1		11/06/15 22:00	127-18-4	
Toluene	ND	ug/L	1.0	0.17	1		11/06/15 22:00	108-88-3	
1,1,1-Trichloroethane	ND	ug/L	1.0	0.11	1		11/06/15 22:00	71-55-6	
1,1,2-Trichloroethane	ND	ug/L	1.0	0.20	1		11/06/15 22:00	79-00-5	
Trichloroethene	**95.1**	ug/L	1.0	0.17	1		11/06/15 22:00	79-01-6	
Vinyl chloride	ND	ug/L	1.0	0.13	1		11/06/15 22:00	75-01-4	
Xylene (Total)	ND	ug/L	3.0	0.42	1		11/06/15 22:00	1330-20-7	
Surrogates									
4-Bromofluorobenzene (S)	101	%	80-120		1		11/06/15 22:00	460-00-4	
1,2-Dichloroethane-d4 (S)	96	%	80-120		1		11/06/15 22:00	17060-07-0	
Toluene-d8 (S)	98	%	80-120		1		11/06/15 22:00	2037-26-5	
Preservation pH	**3.0**		0.10	0.10	1		11/06/15 22:00		

REPORT OF LABORATORY ANALYSIS

This report shall not be reproduced, except in full,
without the written consent of Pace Analytical Services, Inc..

Pace Analytical Services, Inc.
9608 Loiret Blvd.
Lenexa, KS 66219
(913)599-5665

ANALYTICAL RESULTS

Project: FORT SMITH, AR
Pace Project No.: 60206784

Sample: MW-83-201511 **Lab ID: 60206784006** Collected: 11/05/15 11:20 Received: 11/06/15 08:25 Matrix: Water

Parameters	Results	Units	Report Limit	MDL	DF	Prepared	Analyzed	CAS No.	Qual
8260 MSV	Analytical Method: EPA 5030B/8260								
Acetone	**44.0**	ug/L	10.0	1.9	1		11/06/15 21:45	67-64-1	
Benzene	ND	ug/L	1.0	0.060	1		11/06/15 21:45	71-43-2	
Bromodichloromethane	ND	ug/L	1.0	0.19	1		11/06/15 21:45	75-27-4	
Bromoform	ND	ug/L	1.0	0.070	1		11/06/15 21:45	75-25-2	
Bromomethane	**37.7**	ug/L	5.0	0.16	1		11/06/15 21:45	74-83-9	
2-Butanone (MEK)	ND	ug/L	10.0	0.59	1		11/06/15 21:45	78-93-3	
Carbon disulfide	ND	ug/L	5.0	0.12	1		11/06/15 21:45	75-15-0	
Carbon tetrachloride	ND	ug/L	1.0	0.18	1		11/06/15 21:45	56-23-5	
Chlorobenzene	ND	ug/L	1.0	0.21	1		11/06/15 21:45	108-90-7	
Chloroethane	ND	ug/L	1.0	0.15	1		11/06/15 21:45	75-00-3	
Chloroform	ND	ug/L	1.0	0.14	1		11/06/15 21:45	67-66-3	
Chloromethane	**11.5**	ug/L	1.0	0.080	1		11/06/15 21:45	74-87-3	
Dibromochloromethane	ND	ug/L	1.0	0.21	1		11/06/15 21:45	124-48-1	
1,1-Dichloroethane	ND	ug/L	1.0	0.050	1		11/06/15 21:45	75-34-3	
1,2-Dichloroethane	ND	ug/L	1.0	0.12	1		11/06/15 21:45	107-06-2	
1,1-Dichloroethene	ND	ug/L	1.0	0.20	1		11/06/15 21:45	75-35-4	
cis-1,2-Dichloroethene	ND	ug/L	1.0	0.080	1		11/06/15 21:45	156-59-2	
trans-1,2-Dichloroethene	ND	ug/L	1.0	0.20	1		11/06/15 21:45	156-60-5	
1,2-Dichloropropane	ND	ug/L	1.0	0.16	1		11/06/15 21:45	78-87-5	
cis-1,3-Dichloropropene	ND	ug/L	1.0	0.14	1		11/06/15 21:45	10061-01-5	
trans-1,3-Dichloropropene	ND	ug/L	1.0	0.12	1		11/06/15 21:45	10061-02-6	
Ethylbenzene	ND	ug/L	1.0	0.18	1		11/06/15 21:45	100-41-4	
2-Hexanone	ND	ug/L	10.0	1.2	1		11/06/15 21:45	591-78-6	
Methylene chloride	ND	ug/L	1.0	0.15	1		11/06/15 21:45	75-09-2	
4-Methyl-2-pentanone (MIBK)	ND	ug/L	10.0	0.42	1		11/06/15 21:45	108-10-1	
Styrene	ND	ug/L	1.0	0.12	1		11/06/15 21:45	100-42-5	
1,1,2,2-Tetrachloroethane	ND	ug/L	1.0	0.15	1		11/06/15 21:45	79-34-5	
Tetrachloroethene	ND	ug/L	1.0	0.10	1		11/06/15 21:45	127-18-4	
Toluene	ND	ug/L	1.0	0.17	1		11/06/15 21:45	108-88-3	
1,1,1-Trichloroethane	ND	ug/L	1.0	0.11	1		11/06/15 21:45	71-55-6	
1,1,2-Trichloroethane	ND	ug/L	1.0	0.20	1		11/06/15 21:45	79-00-5	
Trichloroethene	**3.2**	ug/L	1.0	0.17	1		11/06/15 21:45	79-01-6	
Vinyl chloride	ND	ug/L	1.0	0.13	1		11/06/15 21:45	75-01-4	
Xylene (Total)	ND	ug/L	3.0	0.42	1		11/06/15 21:45	1330-20-7	
Surrogates									
4-Bromofluorobenzene (S)	98	%	80-120		1		11/06/15 21:45	460-00-4	
1,2-Dichloroethane-d4 (S)	98	%	80-120		1		11/06/15 21:45	17060-07-0	
Toluene-d8 (S)	99	%	80-120		1		11/06/15 21:45	2037-26-5	
Preservation pH	**3.0**		0.10	0.10	1		11/06/15 21:45		

REPORT OF LABORATORY ANALYSIS

This report shall not be reproduced, except in full,
without the written consent of Pace Analytical Services, Inc..

Pace Analytical Services, Inc.
9608 Loiret Blvd.
Lenexa, KS 66219
(913)599-5665

ANALYTICAL RESULTS

Project: FORT SMITH, AR
Pace Project No.: 60206784

Sample: MW-80-201511 **Lab ID: 60206784007** Collected: 11/05/15 14:45 Received: 11/06/15 08:25 Matrix: Water

Parameters	Results	Units	Report Limit	MDL	DF	Prepared	Analyzed	CAS No.	Qual
8260 MSV	Analytical Method: EPA 5030B/8260								
Acetone	**10.7**	ug/L	10.0	1.9	1		11/06/15 22:14	67-64-1	B
Benzene	ND	ug/L	1.0	0.060	1		11/06/15 22:14	71-43-2	
Bromodichloromethane	ND	ug/L	1.0	0.19	1		11/06/15 22:14	75-27-4	
Bromoform	**0.78J**	ug/L	1.0	0.070	1		11/06/15 22:14	75-25-2	
Bromomethane	**2.0J**	ug/L	5.0	0.16	1		11/06/15 22:14	74-83-9	B
2-Butanone (MEK)	ND	ug/L	10.0	0.59	1		11/06/15 22:14	78-93-3	
Carbon disulfide	ND	ug/L	5.0	0.12	1		11/06/15 22:14	75-15-0	
Carbon tetrachloride	ND	ug/L	1.0	0.18	1		11/06/15 22:14	56-23-5	
Chlorobenzene	ND	ug/L	1.0	0.21	1		11/06/15 22:14	108-90-7	
Chloroethane	ND	ug/L	1.0	0.15	1		11/06/15 22:14	75-00-3	
Chloroform	ND	ug/L	1.0	0.14	1		11/06/15 22:14	67-66-3	
Chloromethane	ND	ug/L	1.0	0.080	1		11/06/15 22:14	74-87-3	
Dibromochloromethane	ND	ug/L	1.0	0.21	1		11/06/15 22:14	124-48-1	
1,1-Dichloroethane	ND	ug/L	1.0	0.050	1		11/06/15 22:14	75-34-3	
1,2-Dichloroethane	ND	ug/L	1.0	0.12	1		11/06/15 22:14	107-06-2	
1,1-Dichloroethene	ND	ug/L	1.0	0.20	1		11/06/15 22:14	75-35-4	
cis-1,2-Dichloroethene	ND	ug/L	1.0	0.080	1		11/06/15 22:14	156-59-2	
trans-1,2-Dichloroethene	ND	ug/L	1.0	0.20	1		11/06/15 22:14	156-60-5	
1,2-Dichloropropane	ND	ug/L	1.0	0.16	1		11/06/15 22:14	78-87-5	
cis-1,3-Dichloropropene	ND	ug/L	1.0	0.14	1		11/06/15 22:14	10061-01-5	
trans-1,3-Dichloropropene	ND	ug/L	1.0	0.12	1		11/06/15 22:14	10061-02-6	
Ethylbenzene	ND	ug/L	1.0	0.18	1		11/06/15 22:14	100-41-4	
2-Hexanone	ND	ug/L	10.0	1.2	1		11/06/15 22:14	591-78-6	
Methylene chloride	ND	ug/L	1.0	0.15	1		11/06/15 22:14	75-09-2	
4-Methyl-2-pentanone (MIBK)	ND	ug/L	10.0	0.42	1		11/06/15 22:14	108-10-1	
Styrene	ND	ug/L	1.0	0.12	1		11/06/15 22:14	100-42-5	
1,1,2,2-Tetrachloroethane	ND	ug/L	1.0	0.15	1		11/06/15 22:14	79-34-5	
Tetrachloroethene	ND	ug/L	1.0	0.10	1		11/06/15 22:14	127-18-4	
Toluene	ND	ug/L	1.0	0.17	1		11/06/15 22:14	108-88-3	
1,1,1-Trichloroethane	ND	ug/L	1.0	0.11	1		11/06/15 22:14	71-55-6	
1,1,2-Trichloroethane	ND	ug/L	1.0	0.20	1		11/06/15 22:14	79-00-5	
Trichloroethene	**11.0**	ug/L	1.0	0.17	1		11/06/15 22:14	79-01-6	
Vinyl chloride	ND	ug/L	1.0	0.13	1		11/06/15 22:14	75-01-4	
Xylene (Total)	ND	ug/L	3.0	0.42	1		11/06/15 22:14	1330-20-7	
Surrogates									
4-Bromofluorobenzene (S)	98	%	80-120		1		11/06/15 22:14	460-00-4	
1,2-Dichloroethane-d4 (S)	98	%	80-120		1		11/06/15 22:14	17060-07-0	
Toluene-d8 (S)	99	%	80-120		1		11/06/15 22:14	2037-26-5	
Preservation pH	**3.0**		0.10	0.10	1		11/06/15 22:14		

REPORT OF LABORATORY ANALYSIS

This report shall not be reproduced, except in full,
without the written consent of Pace Analytical Services, Inc..

Pace Analytical Services, Inc.
9608 Loiret Blvd.
Lenexa, KS 66219
(913)599-5665

QUALITY CONTROL DATA

Project: FORT SMITH, AR
Pace Project No.: 60206784

QC Batch: MSV/72716 Analysis Method: EPA 5030B/8260
QC Batch Method: EPA 5030B/8260 Analysis Description: 8260 MSV Water 7 day
Associated Lab Samples: 60206784001, 60206784002, 60206784003, 60206784004, 60206784005, 60206784006, 60206784007

METHOD BLANK: 1664531 Matrix: Water
Associated Lab Samples: 60206784001, 60206784002, 60206784003, 60206784004, 60206784005, 60206784006, 60206784007

Parameter	Units	Blank Result	Reporting Limit	MDL	Analyzed	Qualifiers
1,1,1-Trichloroethane	ug/L	ND	1.0	0.11	11/06/15 20:47	
1,1,2,2-Tetrachloroethane	ug/L	ND	1.0	0.15	11/06/15 20:47	
1,1,2-Trichloroethane	ug/L	ND	1.0	0.20	11/06/15 20:47	
1,1-Dichloroethane	ug/L	ND	1.0	0.050	11/06/15 20:47	
1,1-Dichloroethene	ug/L	ND	1.0	0.20	11/06/15 20:47	
1,2-Dichloroethane	ug/L	ND	1.0	0.12	11/06/15 20:47	
1,2-Dichloropropane	ug/L	ND	1.0	0.16	11/06/15 20:47	
2-Butanone (MEK)	ug/L	ND	10.0	0.59	11/06/15 20:47	
2-Hexanone	ug/L	ND	10.0	1.2	11/06/15 20:47	
4-Methyl-2-pentanone (MIBK)	ug/L	ND	10.0	0.42	11/06/15 20:47	
Acetone	ug/L	1.9J	10.0	1.9	11/06/15 20:47	
Benzene	ug/L	ND	1.0	0.060	11/06/15 20:47	
Bromodichloromethane	ug/L	ND	1.0	0.19	11/06/15 20:47	
Bromoform	ug/L	ND	1.0	0.070	11/06/15 20:47	
Bromomethane	ug/L	1.7J	5.0	0.16	11/06/15 20:47	
Carbon disulfide	ug/L	0.12J	5.0	0.12	11/06/15 20:47	
Carbon tetrachloride	ug/L	ND	1.0	0.18	11/06/15 20:47	
Chlorobenzene	ug/L	ND	1.0	0.21	11/06/15 20:47	
Chloroethane	ug/L	ND	1.0	0.15	11/06/15 20:47	
Chloroform	ug/L	ND	1.0	0.14	11/06/15 20:47	
Chloromethane	ug/L	ND	1.0	0.080	11/06/15 20:47	
cis-1,2-Dichloroethene	ug/L	ND	1.0	0.080	11/06/15 20:47	
cis-1,3-Dichloropropene	ug/L	ND	1.0	0.14	11/06/15 20:47	
Dibromochloromethane	ug/L	ND	1.0	0.21	11/06/15 20:47	
Ethylbenzene	ug/L	ND	1.0	0.18	11/06/15 20:47	
Methylene chloride	ug/L	ND	1.0	0.15	11/06/15 20:47	
Styrene	ug/L	ND	1.0	0.12	11/06/15 20:47	
Tetrachloroethene	ug/L	ND	1.0	0.10	11/06/15 20:47	
Toluene	ug/L	ND	1.0	0.17	11/06/15 20:47	
trans-1,2-Dichloroethene	ug/L	ND	1.0	0.20	11/06/15 20:47	
trans-1,3-Dichloropropene	ug/L	ND	1.0	0.12	11/06/15 20:47	
Trichloroethene	ug/L	ND	1.0	0.17	11/06/15 20:47	
Vinyl chloride	ug/L	ND	1.0	0.13	11/06/15 20:47	
Xylene (Total)	ug/L	ND	3.0	0.42	11/06/15 20:47	
1,2-Dichloroethane-d4 (S)	%	97	80-120		11/06/15 20:47	
4-Bromofluorobenzene (S)	%	99	80-120		11/06/15 20:47	
Toluene-d8 (S)	%	98	80-120		11/06/15 20:47	

Results presented on this page are in the units indicated by the "Units" column except where an alternate unit is presented to the right of the result.

REPORT OF LABORATORY ANALYSIS

This report shall not be reproduced, except in full,
without the written consent of Pace Analytical Services, Inc..

Pace Analytical Services, Inc.
9608 Loiret Blvd.
Lenexa, KS 66219
(913)599-5665

QUALITY CONTROL DATA

Project: FORT SMITH, AR
Pace Project No.: 60206784

LABORATORY CONTROL SAMPLE: 1664532

Parameter	Units	Spike Conc.	LCS Result	LCS % Rec	% Rec Limits	Qualifiers
1,1,1-Trichloroethane	ug/L	20	20.4	102	80-120	
1,1,2,2-Tetrachloroethane	ug/L	20	18.4	92	73-121	
1,1,2-Trichloroethane	ug/L	20	19.5	98	80-120	
1,1-Dichloroethane	ug/L	20	20.8	104	80-120	
1,1-Dichloroethene	ug/L	20	20.8	104	80-120	
1,2-Dichloroethane	ug/L	20	20.0	100	81-120	
1,2-Dichloropropane	ug/L	20	19.6	98	80-120	
2-Butanone (MEK)	ug/L	100	105	105	67-122	
2-Hexanone	ug/L	100	104	104	75-121	
4-Methyl-2-pentanone (MIBK)	ug/L	100	106	106	76-120	
Acetone	ug/L	100	108	108	72-120	
Benzene	ug/L	20	21.7	108	80-120	
Bromodichloromethane	ug/L	20	20.2	101	80-120	
Bromoform	ug/L	20	20.3	101	73-138	
Bromomethane	ug/L	20	14.7	74	38-137	
Carbon disulfide	ug/L	20	22.6	113	71-129	
Carbon tetrachloride	ug/L	20	20.5	103	67-146	
Chlorobenzene	ug/L	20	20.6	103	80-120	
Chloroethane	ug/L	20	21.3	106	76-120	
Chloroform	ug/L	20	20.2	101	80-120	
Chloromethane	ug/L	20	17.2	86	34-165	
cis-1,2-Dichloroethene	ug/L	20	20.0	100	80-120	
cis-1,3-Dichloropropene	ug/L	20	21.5	108	80-120	
Dibromochloromethane	ug/L	20	20.5	102	80-126	
Ethylbenzene	ug/L	20	21.1	106	80-120	
Methylene chloride	ug/L	20	22.2	111	80-120	
Styrene	ug/L	20	21.9	110	80-123	
Tetrachloroethene	ug/L	20	20.8	104	80-123	
Toluene	ug/L	20	21.5	107	80-120	
trans-1,2-Dichloroethene	ug/L	20	20.9	104	80-120	
trans-1,3-Dichloropropene	ug/L	20	20.1	100	80-129	
Trichloroethene	ug/L	20	20.3	101	80-120	
Vinyl chloride	ug/L	20	21.9	109	62-125	
Xylene (Total)	ug/L	60	66.1	110	80-120	
1,2-Dichloroethane-d4 (S)	%			97	80-120	
4-Bromofluorobenzene (S)	%			99	80-120	
Toluene-d8 (S)	%			102	80-120	

Results presented on this page are in the units indicated by the "Units" column except where an alternate unit is presented to the right of the result.

REPORT OF LABORATORY ANALYSIS

This report shall not be reproduced, except in full,
without the written consent of Pace Analytical Services, Inc..

Pace Analytical Services, Inc.
9608 Loiret Blvd.
Lenexa, KS 66219
(913)599-5665

QUALITY CONTROL DATA

Project: FORT SMITH, AR
Pace Project No.: 60206784

QC Batch: MSV/72736
QC Batch Method: EPA 5030B/8260
Analysis Method: EPA 5030B/8260
Analysis Description: 8260 MSV Water 7 day
Associated Lab Samples: 60206784003

METHOD BLANK: 1665726
Matrix: Water
Associated Lab Samples: 60206784003

Parameter	Units	Blank Result	Reporting Limit	MDL	Analyzed	Qualifiers
Trichloroethene	ug/L	ND	1.0	0.17	11/09/15 13:18	
1,2-Dichloroethane-d4 (S)	%	96	80-120		11/09/15 13:18	
4-Bromofluorobenzene (S)	%	100	80-120		11/09/15 13:18	
Toluene-d8 (S)	%	101	80-120		11/09/15 13:18	

LABORATORY CONTROL SAMPLE: 1665727

Parameter	Units	Spike Conc.	LCS Result	LCS % Rec	% Rec Limits	Qualifiers
Trichloroethene	ug/L	20	18.6	93	80-120	
1,2-Dichloroethane-d4 (S)	%			99	80-120	
4-Bromofluorobenzene (S)	%			101	80-120	
Toluene-d8 (S)	%			102	80-120	

Results presented on this page are in the units indicated by the "Units" column except where an alternate unit is presented to the right of the result.

REPORT OF LABORATORY ANALYSIS

This report shall not be reproduced, except in full,
without the written consent of Pace Analytical Services, Inc..

Pace Analytical Services, Inc.
9608 Loiret Blvd.
Lenexa, KS 66219
(913)599-5665

QUALIFIERS

Project: FORT SMITH, AR
Pace Project No.: 60206784

DEFINITIONS

DF - Dilution Factor, if reported, represents the factor applied to the reported data due to dilution of the sample aliquot.

ND - Not Detected at or above adjusted reporting limit.

J - Estimated concentration above the adjusted method detection limit and below the adjusted reporting limit.

MDL - Adjusted Method Detection Limit.

PQL - Practical Quantitation Limit.

RL - Reporting Limit.

S - Surrogate

1,2-Diphenylhydrazine decomposes to and cannot be separated from Azobenzene using Method 8270. The result for each analyte is a combined concentration.

Consistent with EPA guidelines, unrounded data are displayed and have been used to calculate % recovery and RPD values.

LCS(D) - Laboratory Control Sample (Duplicate)

MS(D) - Matrix Spike (Duplicate)

DUP - Sample Duplicate

RPD - Relative Percent Difference

NC - Not Calculable.

SG - Silica Gel - Clean-Up

U - Indicates the compound was analyzed for, but not detected.

N-Nitrosodiphenylamine decomposes and cannot be separated from Diphenylamine using Method 8270. The result reported for each analyte is a combined concentration.

Pace Analytical is TNI accredited. Contact your Pace PM for the current list of accredited analytes.

TNI - The NELAC Institute.

LABORATORIES

PASI-K Pace Analytical Services - Kansas City

BATCH QUALIFIERS

Batch: MSV/72716

[M5] A matrix spike/matrix spike duplicate was not performed for this batch due to insufficient sample volume.

Batch: MSV/72736

[M5] A matrix spike/matrix spike duplicate was not performed for this batch due to insufficient sample volume.

ANALYTE QUALIFIERS

B Analyte was detected in the associated method blank.

This report shall not be reproduced, except in full,
without the written consent of Pace Analytical Services, Inc..

Pace Analytical Services, Inc.
9608 Loiret Blvd.
Lenexa, KS 66219
(913)599-5665

QUALITY CONTROL DATA CROSS REFERENCE TABLE

Project: FORT SMITH, AR
Pace Project No.: 60206784

Lab ID	Sample ID	QC Batch Method	QC Batch	Analytical Method	Analytical Batch
60206784001	**MW-24-201511**	EPA 5030B/8260	MSV/72716		
60206784002	**MW-23-201511**	EPA 5030B/8260	MSV/72716		
60206784003	**MW-81-201511**	EPA 5030B/8260	MSV/72716		
60206784003	**MW-81-201511**	EPA 5030B/8260	MSV/72736		
60206784004	**MW-33R-201511**	EPA 5030B/8260	MSV/72716		
60206784005	**MW-77-201511**	EPA 5030B/8260	MSV/72716		
60206784006	**MW-83-201511**	EPA 5030B/8260	MSV/72716		
60206784007	**MW-80-201511**	EPA 5030B/8260	MSV/72716		

This report shall not be reproduced, except in full,
without the written consent of Pace Analytical Services, Inc..

Pace Analytical
www.pacelabs.com

Sample Condition Upon Receipt

WO# : 60206784

60206784

Client Name: Environ

Optional
Proj Due Date:
Proj Name:

Courier: FedEx ☐ UPS ☐ VIA ☐ Clay ☐ PEX ☐ ECI ☐ Pace ☐ Other ☐ Client ☑

Tracking #: _____ Pace Shipping Label Used? Yes ☐ No ☑

Custody Seal on Cooler/Box Present: Yes ☑ No ☐ Seals intact: Yes ☑ No ☐

Packing Material: Bubble Wrap ☐ Bubble Bags ☐ Foam ☑ None ☐ Other ☐

Thermometer Used: CF +0.6 T-239 / CF +0.6 T-262 **Type of Ice:** (Wet) Blue None ☐ Samples received on ice, cooling process has begun.
(circle one)

Cooler Temperature: 1.9

Date and initials of person examining contents: BB 11/6/15

Temperature should be above freezing to 6°C

Chain of Custody present:	☑Yes ☐No ☐N/A	1.
Chain of Custody filled out:	☑Yes ☐No ☐N/A	2.
Chain of Custody relinquished:	☑Yes ☐No ☐N/A	3.
Sampler name & signature on COC:	☑Yes ☐No ☐N/A	4.
Samples arrived within holding time:	☑Yes ☐No ☐N/A	5.
Short Hold Time analyses (<72hr):	☐Yes ☑No ☐N/A	6.
Rush Turn Around Time requested:	☑Yes ☐No ☐N/A	7. 10 DAY
Sufficient volume:	☑Yes ☐No ☐N/A	8.
Correct containers used:	☑Yes ☐No ☐N/A	
Pace containers used: 4/6 BB	☑Yes ☐No ☐N/A	9.
Containers intact:	☑Yes ☐No ☐N/A	10.
Unpreserved 5035A soils frozen w/in 48hrs?	☐Yes ☐No ☑N/A	11.
Filtered volume received for dissolved tests?	☐Yes ☐No ☑N/A	12.
Sample labels match COC:	☑Yes ☐No ☐N/A	
Includes date/time/ID/analyses Y Matrix: WT		13.
All containers needing preservation have been checked.	☐Yes ☐No ☑N/A	
All containers needing preservation are found to be in compliance with EPA recommendation.	☐Yes ☐No ☑N/A	14.
Exceptions: VOA, Coliform, O&G, WI-DRO (water)	☑Yes ☐No	Initial when completed / Lot # of added preservative
Trip Blank present:	☐Yes ☑No ☐N/A	listed on COC but not recd.
Pace Trip Blank lot # (if purchased): _____		15.
Headspace in VOA vials (>6mm):	☐Yes ☑No ☐N/A	16.
Project sampled in USDA Regulated Area:	☐Yes ☐No ☑N/A	17. List State:
Additional labels attached to 5035A vials in the field?	☐Yes ☐No ☑N/A	18.

Client Notification/ Resolution: Copy COC to Client? Y / (N) Field Data Required? Y / (N)

Person Contacted: _____ Date/Time: _____

Comments/ Resolution: Per Wendy - they did not include a trip blank in the cooler. COC 11/10/15

Project Manager Review: CDC Date: 11/10/15

Pace Analytical
www.pacelabs.com

CHAIN-OF-CUSTODY / Analytical Request Document

The Chain-of-Custody is a LEGAL DOCUMENT. All relevant fields must be completed accurately.

Page: 1 of 1

Section A Required Client Information:		Section B Required Project Information:		Section C Invoice Information:	
Company:	Environ	Report To:	Wendy Stonestreet	Attention:	Tamara Gleason
Address:	7500 College Blvd., Ste. 925	Copy To:	Tamara Gleason	Company Name:	
	Overland Park, KS 66210		tgleason@environcorp.com	Address:	
Email To:	wstonestreet@environcorp.com	Purchase Order No.:		Pace Quote Reference:	
Phone: 913-553-5926	Fax:	Project Name:	Fort Smith, AR	Pace Project Manager:	Colleen Clyne (913) 563-1406
Requested Due Date/TAT:	1 DAY TAT	Project Number:		Pace Profile #:	7444 water, 7709 soil

REGULATORY AGENCY

☐ NPDES ☐ GROUND WATER ☐ DRINKING WATER
☐ UST ☐ RCRA ☒ OTHER ADEQ

Site Location STATE: AR

Section D Required Client Information

Valid Matrix Codes

MATRIX	CODE
DRINKING WATER	DW
WATER	WT
WASTE WATER	WW
PRODUCT	P
SOIL/SOLID	SL
OIL	OL
WIPE	WP
AIR	AR
OTHER	OT
TISSUE	TS

SAMPLE ID (A-Z, 0-9 / ,-) Sample IDs MUST BE UNIQUE

Requested Analysis Filtered (Y/N)

ITEM #	SAMPLE ID	MATRIX CODE (see valid codes to left)	SAMPLE TYPE (G=GRAB C=COMP)	COLLECTED COMPOSITE START DATE	COLLECTED COMPOSITE START TIME	COLLECTED COMPOSITE END/GRAB DATE	COLLECTED COMPOSITE END/GRAB TIME	SAMPLE TEMP AT COLLECTION	# OF CONTAINERS	Unpreserved	H_2SO_4	HNO_3	HCl	NaOH	$Na_2S_2O_3$	Methanol	Other Phosphoric acid	Analysis Test	8260 client specific list	Residual Chlorine (Y/N)	Pace Project No./ Lab I.D.
1	MW-24-201511	WT	G	11/5/15	920				3								X		X	N	3 OTHR w1
2	MW-23-201511	WT	G	11/5/15	930				3								X		X	N	w2
3	MW-81-201511	WT	G	11/5/15	1210				3								X		X	N	w3
4	MW-33R-201511	WT	G	11/5/15	1305				3								X		X	N	w4
5	MW-77-201511	WT	G	11/5/15	1350				3								X		X	N	w5
6	MW-83-201511	WT	G	11/5/15	1120				3								X		X	N	w6
7	MW-80-201511	WT	G	11/5/15	1445				3								X		X	N	w7
8	TB-02-201511	WT	G	11/5/15	—				2				X						X	N	—
9																					
10																					
11																					
12																					

60206784

ADDITIONAL COMMENTS	RELINQUISHED BY / AFFILIATION	DATE	TIME	ACCEPTED BY / AFFILIATION	DATE	TIME	SAMPLE CONDITIONS: Temp in °C	Received on Ice (Y/N)	Custody Sealed Cooler (Y/N)	Samples Intact (Y/N)
	Wendy Stonestreet Environ	11/6/2015	825	Shell mcg / PASI	11/6/15	825	1.9	Y	Y	Y

SAMPLER NAME AND SIGNATURE

PRINT Name of SAMPLER: Wendy Stonestreet

SIGNATURE of SAMPLER: Wendy Stonestreet DATE Signed (MM/DD/YY): 11/5/2015

*Important Note: By signing this form you are accepting Pace's NET 30 day payment terms and agreeing to late charges of 1.5% per month for any invoices not paid within 30 days.

F-ALL-Q-020rev.07, 15-Feb-2007

2655 Park Center Dr., Suite A
Simi Valley, CA 93065
T: +1 805 526 7161
F: +1 805 526 7270
www.alsglobal.com

LABORATORY REPORT

October 27, 2015

Wendy Stonestreet
Environ International Corporation
7500 College Boulevard, Suite 925
Overland Park, KS 66210

RE: 4th Quarter Groundwater/Sampling Event

Dear Wendy:

Enclosed are the results of the samples submitted to our laboratory on October 14, 2015. For your reference, these analyses have been assigned our service request number P1504345.

All analyses were performed according to our laboratory's NELAP and DoD-ELAP-approved quality assurance program. The test results meet requirements of the current NELAP and DoD-ELAP standards, where applicable, and except as noted in the laboratory case narrative provided. For a specific list of NELAP and DoD-ELAP-accredited analytes, refer to the certifications section at www.alsglobal.com. Results are intended to be considered in their entirety and apply only to the samples analyzed and reported herein.

If you have any questions, please call me at (805) 526-7161.

Respectfully submitted,

ALS | Environmental

By Kelly Horiuchi at 10:28 am, Oct 28, 2015

Kelly Horiuchi
Laboratory Director

2655 Park Center Dr., Suite A
Simi Valley, CA 93065
T: +1 805 526 7161
F: +1 805 526 7270
www.alsglobal.com

Client: Environ International Corporation
Project: 4th Quarter Groundwater/Sampling Event

Service Request No: P1504345

CASE NARRATIVE

The samples were received intact under chain of custody on October 14, 2015 and were stored in accordance with the analytical method requirements. Please refer to the sample acceptance check form for additional information. The results reported herein are applicable only to the condition of the samples at the time of sample receipt.

Volatile Organic Compound Analysis

The samples were analyzed in SIM mode for selected volatile organic compounds in accordance with EPA Method TO-15 from the Compendium of Methods for the Determination of Toxic Organic Compounds in Ambient Air, Second Edition (EPA/625/R-96/010b), January, 1999. This procedure is described in laboratory SOP VOA-TO15. The analytical system was comprised of a gas chromatograph / mass spectrometer (GC/MS) interfaced to a whole-air preconcentrator. This method is included on the laboratory's NELAP and DoD-ELAP scope of accreditation, however it is not part of the AIHA-LAP accreditation. Any analytes flagged with an X are not included on the NELAP or DoD-ELAP accreditation.

The upper control criterion for the surrogate spike toluene-d8 was exceeded in sample VP-07-201510 (P1504345-001) due to suspected matrix interference. Target analyte and surrogate spike recovery in the associated QC samples were acceptable. The data has been flagged with the appropriate data qualifiers. No further corrective action was taken.

The canisters were cleaned, prior to sampling, down to the method reporting limit (MRL) reported for this project. Please note, projects which require reporting below the MRL could have results between the MRL and method detection limit (MDL) that are biased high.

The results of analyses are given in the attached laboratory report. All results are intended to be considered in their entirety, and ALS Environmental (ALS) is not responsible for utilization of less than the complete report.

Use of ALS Environmental (ALS)'s Name. Client shall not use ALS's name or trademark in any marketing or reporting materials, press releases or in any other manner ("Materials") whatsoever and shall not attribute to ALS any test result, tolerance or specification derived from ALS's data ("Attribution") without ALS's prior written consent, which may be withheld by ALS for any reason in its sole discretion. To request ALS's consent, Client shall provide copies of the proposed Materials or Attribution and describe in writing Client's proposed use of such Materials or Attribution. If ALS has not provided written approval of the Materials or Attribution within ten (10) days of receipt from Client, Client's request to use ALS's name or trademark in any Materials or Attribution shall be deemed denied. ALS may, in its discretion, reasonably charge Client for its time in reviewing Materials or Attribution requests. Client acknowledges and agrees that the unauthorized use of ALS's name or trademark may cause ALS to incur irreparable harm for which the recovery of money damages will be inadequate. Accordingly, Client acknowledges and agrees that a violation shall justify preliminary injunctive relief. For questions contact the laboratory.

2655 Park Center Dr., Suite A
Simi Valley, CA 93065
T: +1 805 526 7161
F: +1 805 526 7270
www.alsglobal.com

ALS Environmental – Simi Valley

CERTIFICATIONS, ACCREDITATIONS, AND REGISTRATIONS

Agency	Web Site	Number
AIHA	http://www.aihaaccreditedlabs.org	101661
Arizona DHS	http://www.azdhs.gov/lab/license/env.htm	AZ0694
DoD ELAP	http://www.pjlabs.com/search-accredited-labs	L14-2-R1
Florida DOH (NELAP)	http://www.doh.state.fl.us/lab/EnvLabCert/WaterCert.htm	E871020
Maine DHHS	http://www.maine.gov/dhhs/mecdc/environmental-health/water/dwp-services/labcert/labcert.htm	2014025
Minnesota DOH (NELAP)	http://www.health.state.mn.us/accreditation	876241
New Jersey DEP (NELAP)	http://www.nj.gov/dep/oqa/	CA009
New York DOH (NELAP)	http://www.wadsworth.org/labcert/elap/elap.html	11221
Oregon PHD (NELAP)	http://public.health.oregon.gov/LaboratoryServices/EnvironmentalLaboratoryAccreditation/Pages/index.aspx	4068-001
Pennsylvania DEP	http://www.depweb.state.pa.us/labs	68-03307 (Registration)
Texas CEQ (NELAP)	http://www.tceq.texas.gov/field/qa/env_lab_accreditation.html	T104704413-15-6
Utah DOH (NELAP)	http://www.health.utah.gov/lab/labimp/certification/index.html	CA016272015-5
Washington DOE	http://www.ecy.wa.gov/programs/eap/labs/lab-accreditation.html	C946

Analyses were performed according to our laboratory's NELAP and DoD-ELAP approved quality assurance program. A complete listing of specific NELAP and DoD-ELAP certified analytes can be found in the certifications section at www.alsglobal.com, or at the accreditation body's website.

Each of the certifications listed above have an explicit Scope of Accreditation that applies to specific matrices/methods/analytes; therefore, please contact the laboratory for information corresponding to a particular certification.

ALS ENVIRONMENTAL

DETAIL SUMMARY REPORT

Client: Environ International Corporation Service Request: P1504345

Project ID: 4th Quarter Groundwater/Sampling Event

Date Received: 10/14/2015

Time Received: 09:15

Client Sample ID	Lab Code	Matrix	Date Collected	Time Collected	Container ID	Pi1 (psig)	Pf1 (psig)	TO-15 - VOC SIM
VP-07-201510	P1504345-001	Air	10/7/2015	16:35	AS00866	-0.20	3.57	X
VP-09-201510	P1504345-002	Air	10/9/2015	16:45	AS00225	-1.54	3.56	X

Air - Chain of Custody Record & Analytical Service Request

Page 1 of 1

2655 Park Center Drive, Suite A
Simi Valley, California 93065
Phone (805) 526-7161
Fax (805) 526-7270

Requested Turnaround Time in Business Days (Surcharges) please circle
1 Day (100%) 2 Day (75%) 3 Day (50%) 4 Day (35%) 5 Day (25%) 10-Day-Standard

ALS Project No: D1J0434S

Company Name & Address (Reporting Information)
Ramboll ENVIRON
7500 College Blvd.
Overland Park, KS 66210

Project Name: 4th Quarter Groundwater/Sampling Event

Project Number:

Project Manager: Tammy Gleason

P.O. # 7 Billing Information:

Phone: 913-553-5926

Fax:

Email Address for Result Reporting: wstonestreet@environcorp.com tgleason@environcorp.com

Sampler (Print & Sign):

ALS Contact:

Analysis Method: TO-15 (Site specific list)

Client Sample ID	Laboratory ID Number	Date Collected	Time Collected	Canister ID (Bar code # - AC, SC, etc.)	Flow Controller ID (Bar code # - FC #)	Canister Start Pressure "Hg	Canister End Pressure "Hg/psig	Sample Volume	TO-15 (Site specific list)		Comments e.g. Actual Preservative or specific instructions
VP-07-201510	1	10/7/2015	1635	AS00866	FCA0012O	-29.5	-2.0		X		
VP-09-201510	2	10/9/2015	1645	AS00225	FCA00722	-29.5	-4.0		X		

Report Tier Levels - please select

Tier I - Results (Default in not specified) ____
Tier II (Results + QC Summaries ___X___
Tier III (Results + QC & Calibration Summaries) ____
Tier IV (Date Validation Package) 10% Surcharge ____

EDD required YES / No
Type: Equis Units: ____

Chain of Custody Seal: (Circle)
INTACT BROKEN ABSENT

Project Requirements (MRLs, QAPP)

Relinquished by: (Signature)	Date:	Time:	Received by: (Signature)	Date:	Time:
Wendy Stonestreet	10/9/15	1200		10/14/15	0915
Relinquished by: (Signature)	Date:	Time:	Received by: (Signature)	Date:	Time:

Cooler / Blank Temperature ____°C

5 of 11

ALS Environmental
Sample Acceptance Check Form

Client: Environ International Corporation Work order: P1504345

Project: 4th Quarter Groundwater/Sampling Event

Sample(s) received on: 10/14/15 Date opened: 10/14/15 by: KKELPE

Note: This form is used for all samples received by ALS. The use of this form for custody seals is strictly meant to indicate presence/absence and not as an indication of compliance or nonconformity. Thermal preservation and pH will only be evaluated either at the request of the client and/or as required by the method/SOP.

		Yes	No	N/A
1	Were **sample containers** properly marked with client sample ID?	☒	☐	☐
2	Did **sample containers** arrive in good condition?	☒	☐	☐
3	Were **chain-of-custody** papers used and filled out?	☒	☐	☐
4	Did **sample container labels** and/or tags agree with custody papers?	☒	☐	☐
5	Was **sample volume** received adequate for analysis?	☒	☐	☐
6	Are samples within specified holding times?	☒	☐	☐
7	Was proper **temperature** (thermal preservation) of cooler at receipt adhered to?	☐	☐	☒
8	Were **custody seals** on outside of cooler/Box/Container?	☐	☒	☐
	Location of seal(s)? _____ Sealing Lid?	☐	☐	☒
	Were signature and date included?	☐	☐	☒
	Were seals intact?	☐	☐	☒
9	Do containers have appropriate **preservation**, according to method/SOP or Client specified information?	☐	☐	☒
	Is there a client indication that the submitted samples are **pH** preserved?	☐	☐	☒
	Were **VOA vials** checked for presence/absence of air bubbles?	☐	☐	☒
	Does the client/method/SOP require that the analyst check the sample pH and if necessary alter it?	☐	☐	☒
10	**Tubes:** Are the tubes capped and intact?	☐	☐	☒
11	**Badges:** Are the badges properly capped and intact?	☐	☐	☒
	Are dual bed badges separated and individually capped and intact?	☐	☐	☒

Lab Sample ID	Container Description	Required pH *	Received pH	Adjusted pH	VOA Headspace (Presence/Absence)	Receipt / Preservation Comments
P1504345-001.01	6.0 L Silonite Can					
P1504345-002.01	6.0 L Silonite Can					

Explain any discrepancies: (include lab sample ID numbers): _____

RSK - MEEPP, HCL (pH<2); RSK - CO2, (pH 5-8); Sulfur (pH>4)

ALS ENVIRONMENTAL

RESULTS OF ANALYSIS

Client: **Environ International Corporation**
Client Sample ID: **VP-07-201510** ALS Project ID: P1504345
Client Project ID: **4th Quarter Groundwater/Sampling Event** ALS Sample ID: P1504345-001

Test Code: EPA TO-15 SIM Date Collected: 10/7/15
Instrument ID: Tekmar AUTOCAN/Agilent 5973N/HP6890A/MS19 Date Received: 10/14/15
Analyst: Wida Ang Date Analyzed: 10/22/15
Sample Type: 6.0 L Silonite Canister Volume(s) Analyzed: 0.50 Liter(s)
Test Notes:
Container ID: AS00866
Initial Pressure (psig): -0.20 Final Pressure (psig): 3.57

Canister Dilution Factor: 1.26

CAS #	Compound	Result µg/m³	MRL µg/m³	Result ppbV	MRL ppbV	Data Qualifier
75-01-4	Vinyl Chloride	**3.5**	0.063	**1.4**	0.025	
75-35-4	1,1-Dichloroethene	**1.3**	0.063	**0.33**	0.016	
156-60-5	trans-1,2-Dichloroethene	**0.61**	0.063	**0.15**	0.016	
75-34-3	1,1-Dichloroethane	**2.0**	0.063	**0.50**	0.016	
156-59-2	cis-1,2-Dichloroethene	**0.11**	0.063	**0.029**	0.016	
107-06-2	1,2-Dichloroethane	**0.40**	0.063	**0.099**	0.016	
71-55-6	1,1,1-Trichloroethane	ND	0.063	ND	0.012	
79-01-6	Trichloroethene	**1.3**	0.063	**0.25**	0.012	
127-18-4	Tetrachloroethene	**1.4**	0.063	**0.21**	0.0093	

ND = Compound was analyzed for, but not detected above the laboratory reporting limit.
MRL = Method Reporting Limit - The minimum quantity of a target analyte that can be confidently determined by the referenced method.

ALS ENVIRONMENTAL

RESULTS OF ANALYSIS

Client: **Environ International Corporation**
Client Sample ID: **VP-09-201510** ALS Project ID: P1504345
Client Project ID: **4th Quarter Groundwater/Sampling Event** ALS Sample ID: P1504345-002

Test Code: EPA TO-15 SIM Date Collected: 10/9/15
Instrument ID: Tekmar AUTOCAN/Agilent 5973N/HP6890A/MS19 Date Received: 10/14/15
Analyst: Wida Ang Date Analyzed: 10/22/15
Sample Type: 6.0 L Silonite Canister Volume(s) Analyzed: 0.015 Liter(s)
Test Notes:
Container ID: AS00225

Initial Pressure (psig): -1.54 Final Pressure (psig): 3.56

Canister Dilution Factor: 1.39

CAS #	Compound	Result µg/m³	MRL µg/m³	Result ppbV	MRL ppbV	Data Qualifier
75-01-4	Vinyl Chloride	**19**	2.3	**7.5**	0.91	
75-35-4	1,1-Dichloroethene	**30**	2.3	**7.6**	0.58	
156-60-5	trans-1,2-Dichloroethene	ND	2.3	ND	0.58	
75-34-3	1,1-Dichloroethane	**14**	2.3	**3.5**	0.57	
156-59-2	cis-1,2-Dichloroethene	**5.4**	2.3	**1.4**	0.58	
107-06-2	1,2-Dichloroethane	**5.4**	2.3	**1.3**	0.57	
71-55-6	1,1,1-Trichloroethane	ND	2.3	ND	0.42	
79-01-6	Trichloroethene	**360**	2.3	**66**	0.43	
127-18-4	Tetrachloroethene	ND	2.3	ND	0.34	

ND = Compound was analyzed for, but not detected above the laboratory reporting limit.
MRL = Method Reporting Limit - The minimum quantity of a target analyte that can be confidently determined by the referenced method.

ALS ENVIRONMENTAL

RESULTS OF ANALYSIS

Client: **Environ International Corporation**
Client Sample ID: **Method Blank** ALS Project ID: P1504345
Client Project ID: **4th Quarter Groundwater/Sampling Event** ALS Sample ID: P151021-MB

Test Code: EPA TO-15 SIM Date Collected: NA
Instrument ID: Tekmar AUTOCAN/Agilent 5973N/HP6890A/MS19 Date Received: NA
Analyst: Wida Ang Date Analyzed: 10/21/15
Sample Type: 6.0 L Silonite Canister Volume(s) Analyzed: 1.00 Liter(s)
Test Notes:

Canister Dilution Factor: 1.00

CAS #	Compound	Result µg/m³	MRL µg/m³	Result ppbV	MRL ppbV	Data Qualifier
75-01-4	Vinyl Chloride	ND	0.025	ND	0.0098	
75-35-4	1,1-Dichloroethene	ND	0.025	ND	0.0063	
156-60-5	trans-1,2-Dichloroethene	ND	0.025	ND	0.0063	
75-34-3	1,1-Dichloroethane	ND	0.025	ND	0.0062	
156-59-2	cis-1,2-Dichloroethene	ND	0.025	ND	0.0063	
107-06-2	1,2-Dichloroethane	ND	0.025	ND	0.0062	
71-55-6	1,1,1-Trichloroethane	ND	0.025	ND	0.0046	
79-01-6	Trichloroethene	ND	0.025	ND	0.0047	
127-18-4	Tetrachloroethene	ND	0.025	ND	0.0037	

ND = Compound was analyzed for, but not detected above the laboratory reporting limit.
MRL = Method Reporting Limit - The minimum quantity of a target analyte that can be confidently determined by the referenced method.

ALS ENVIRONMENTAL

SURROGATE SPIKE RECOVERY RESULTS

Client: **Environ International Corporation**
Client Project ID: **4th Quarter Groundwater/Sampling Event** ALS Project ID: P1504345

Test Code: EPA TO-15 SIM
Instrument ID: Tekmar AUTOCAN/Agilent 5973N/HP6890A/MS19 Date(s) Collected: 10/7 - 10/9/15
Analyst: Wida Ang Date(s) Received: 10/14/15
Sample Type: 6.0 L Summa Canister(s) Date(s) Analyzed: 10/21 - 10/22/15
Test Notes:

Client Sample ID	ALS Sample ID	1,2-Dichloroethane-d4 % Recovered	Toluene-d8 % Recovered	Bromofluorobenzene % Recovered	Acceptance Limits	Data Qualifier
Method Blank	P151021-MB	**98**	**105**	**103**	70-130	
Lab Control Sample	P151021-LCS	**96**	**97**	**114**	70-130	
VP-07-201510	P1504345-001	**99**	**147**	**97**	70-130	**S**
VP-09-201510	P1504345-002	**98**	**108**	**95**	70-130	

Surrogate percent recovery is verified and accepted based on the on-column result.
Reported results are shown in concentration units and as a result of the calculation, may vary slightly from the on-column percent recovery.
S = Surrogate recovery not within specified limits.

ALS ENVIRONMENTAL

LABORATORY CONTROL SAMPLE SUMMARY

Client: **Environ International Corporation**
Client Sample ID: **Lab Control Sample** ALS Project ID: P1504345
Client Project ID: **4th Quarter Groundwater/Sampling Event** ALS Sample ID: P151021-LCS

Test Code: EPA TO-15 SIM Date Collected: NA
Instrument ID: Tekmar AUTOCAN/Agilent 5973N/HP6890A/MS19 Date Received: NA
Analyst: Wida Ang Date Analyzed: 10/21/15
Sample Type: 6.0 L Silonite Canister Volume(s) Analyzed: 0.125 Liter(s)
Test Notes:

CAS #	Compound	Spike Amount µg/m³	**Result µg/m³**	**% Recovery**	ALS Acceptance Limits	**Data Qualifier**
75-01-4	Vinyl Chloride	4.00	**3.30**	**83**	64-118	
75-35-4	1,1-Dichloroethene	4.32	**3.94**	**91**	72-113	
156-60-5	trans-1,2-Dichloroethene	4.20	**3.84**	**91**	70-115	
75-34-3	1,1-Dichloroethane	4.24	**3.56**	**84**	66-117	
156-59-2	cis-1,2-Dichloroethene	4.36	**4.13**	**95**	72-115	
107-06-2	1,2-Dichloroethane	4.28	**3.69**	**86**	64-116	
71-55-6	1,1,1-Trichloroethane	4.20	**3.60**	**86**	69-113	
79-01-6	Trichloroethene	4.32	**3.46**	**80**	70-112	
127-18-4	Tetrachloroethene	4.04	**3.42**	**85**	67-114	

Laboratory Control Sample percent recovery is verified and accepted based on the on-column result.
Reported results are shown in concentration units and as a result of the calculation, may vary slightly.

2655 Park Center Dr., Suite A
Simi Valley, CA 93065
T: +1 805 526 7161
F: +1 805 526 7270
www.alsglobal.com

LABORATORY REPORT

November 11, 2015

Wendy Stonestreet
Environ International Corporation
7500 College Boulevard, Suite 925
Overland Park, KS 66210

RE: WHIRLPOOL VAPOR SAMPLING-KING PROPERTY / 3437500A

Dear Wendy:

Enclosed are the results of the samples submitted to our laboratory on November 10, 2015. For your reference, these analyses have been assigned our service request number P1504819.

All analyses were performed according to our laboratory's NELAP and DoD-ELAP-approved quality assurance program. The test results meet requirements of the current NELAP and DoD-ELAP standards, where applicable, and except as noted in the laboratory case narrative provided. For a specific list of NELAP and DoD-ELAP-accredited analytes, refer to the certifications section at www.alsglobal.com. Results are intended to be considered in their entirety and apply only to the samples analyzed and reported herein.

If you have any questions, please call me at (805) 526-7161.

Respectfully submitted,

ALS | Environmental

By Kelly Horiuchi at 4:48 pm, Nov 11, 2015

Kelly Horiuchi
Laboratory Director

2655 Park Center Dr., Suite A
Simi Valley, CA 93065
T: +1 805 526 7161
F: +1 805 526 7270
www.alsglobal.com

Client: Environ International Corporation Service Request No: P1504819
Project: WHIRLPOOL VAPOR SAMPLING-KING PROPERTY / 3437500A

CASE NARRATIVE

The samples were received intact under chain of custody on November 10, 2015 and were stored in accordance with the analytical method requirements. Please refer to the sample acceptance check form for additional information. The results reported herein are applicable only to the condition of the samples at the time of sample receipt.

Volatile Organic Compound Analysis

The samples were analyzed in SIM mode for selected volatile organic compounds in accordance with EPA Method TO-15 from the Compendium of Methods for the Determination of Toxic Organic Compounds in Ambient Air, Second Edition (EPA/625/R-96/010b), January, 1999. This procedure is described in laboratory SOP VOA-TO15. The analytical system was comprised of a gas chromatograph / mass spectrometer (GC/MS) interfaced to a whole-air preconcentrator. This method is included on the laboratory's NELAP and DoD-ELAP scope of accreditation, however it is not part of the AIHA-LAP accreditation. Any analytes flagged with an X are not included on the NELAP or DoD-ELAP accreditation.

Due to high levels of Trichloroethene and alpha-Pinene in sample VP-09-201511 (P1504819-001), the result for Trichloroethene was reported from the SCAN analysis. All other analytes are reported from the SIM mode.

The canisters were cleaned, prior to sampling, down to the method reporting limit (MRL) reported for this project. Please note, projects which require reporting below the MRL could have results between the MRL and method detection limit (MDL) that are biased high.

The results of analyses are given in the attached laboratory report. All results are intended to be considered in their entirety, and ALS Environmental (ALS) is not responsible for utilization of less than the complete report.

Use of ALS Environmental (ALS)'s Name. Client shall not use ALS's name or trademark in any marketing or reporting materials, press releases or in any other manner ("Materials") whatsoever and shall not attribute to ALS any test result, tolerance or specification derived from ALS's data ("Attribution") without ALS's prior written consent, which may be withheld by ALS for any reason in its sole discretion. To request ALS's consent, Client shall provide copies of the proposed Materials or Attribution and describe in writing Client's proposed use of such Materials or Attribution. If ALS has not provided written approval of the Materials or Attribution within ten (10) days of receipt from Client, Client's request to use ALS's name or trademark in any Materials or Attribution shall be deemed denied. ALS may, in its discretion, reasonably charge Client for its time in reviewing Materials or Attribution requests. Client acknowledges and agrees that the unauthorized use of ALS's name or trademark may cause ALS to incur irreparable harm for which the recovery of money damages will be inadequate. Accordingly, Client acknowledges and agrees that a violation shall justify preliminary injunctive relief. For questions contact the laboratory.

2655 Park Center Dr., Suite A
Simi Valley, CA 93065
T: +1 805 526 7161
F: +1 805 526 7270
www.alsglobal.com

ALS Environmental – Simi Valley

CERTIFICATIONS, ACCREDITATIONS, AND REGISTRATIONS

Agency	Web Site	Number
AIHA	http://www.aihaaccreditedlabs.org	101661
Arizona DHS	http://www.azdhs.gov/lab/license/env.htm	AZ0694
DoD ELAP	http://www.pjlabs.com/search-accredited-labs	L14-2-R1
Florida DOH (NELAP)	http://www.doh.state.fl.us/lab/EnvLabCert/WaterCert.htm	E871020
Maine DHHS	http://www.maine.gov/dhhs/mecdc/environmental-health/water/dwp-services/labcert/labcert.htm	2014025
Minnesota DOH (NELAP)	http://www.health.state.mn.us/accreditation	977273
New Jersey DEP (NELAP)	http://www.nj.gov/dep/oqa/	CA009
New York DOH (NELAP)	http://www.wadsworth.org/labcert/elap/elap.html	11221
Oregon PHD (NELAP)	http://public.health.oregon.gov/LaboratoryServices/EnvironmentalLaboratoryAccreditation/Pages/index.aspx	4068-001
Pennsylvania DEP	http://www.depweb.state.pa.us/labs	68-03307 (Registration)
Texas CEQ (NELAP)	http://www.tceq.texas.gov/field/qa/env_lab_accreditation.html	T104704413-15-6
Utah DOH (NELAP)	http://www.health.utah.gov/lab/labimp/certification/index.html	CA016272015-5
Washington DOE	http://www.ecy.wa.gov/programs/eap/labs/lab-accreditation.html	C946

Analyses were performed according to our laboratory's NELAP and DoD-ELAP approved quality assurance program. A complete listing of specific NELAP and DoD-ELAP certified analytes can be found in the certifications section at www.alsglobal.com, or at the accreditation body's website.

Each of the certifications listed above have an explicit Scope of Accreditation that applies to specific matrices/methods/analytes; therefore, please contact the laboratory for information corresponding to a particular certification.

ALS ENVIRONMENTAL

DETAIL SUMMARY REPORT

Client: Environ International Corporation Service Request: P1504819

Project ID: WHIRLPOOL VAPOR SAMPLING-KING PROPERTY / 3437500A

Date Received: 11/10/2015

Time Received: 09:30

Client Sample ID	Lab Code	Matrix	Date Collected	Time Collected	Container ID	Pi1 (psig)	Pf1 (psig)	TO-15 - VOC SIM
VP-09-201511	P1504819-001	Air	11/4/2015	18:36	AS00548	-0.62	3.54	X
Indoor Air-201511	P1504819-002	Air	11/5/2015	09:37	AS00784	-0.77	4.05	X
Outdoor Air-201511	P1504819-003	Air	11/5/2015	09:42	AS00761	-1.22	3.53	X
Crawl Space-201511	P1504819-004	Air	11/5/2015	09:45	AS00161	-0.16	4.00	X

Air - Chain of Custody Record & Analytical Service Request

2655 Park Center Drive, Suite A
Simi Valley, California 93065
Phone (805) 526-7161
Fax (805) 526-7270

Requested Turnaround Time in Business Days (Surcharges) please circle
(1 Day (100%)) 2 Day (75%) 3 Day (50%) 4 Day (35%) 5 Day (25%) 10-Day-Standard

ALS Project No. P150 648 19

Company Name & Address (Reporting Information)
Ramboll - ENVIRON
7500 College Blvd. Ste 925
Overland Park KS

Project Name: WHIRLPOOL VAPOR SAMPLING - KING Property

Project Number: 3437500A

P.O. # / Billing Information

Project Manager: Tamara Gleason

Phone: (913) 553-5926

Fax:

Email Address for Result Reporting: wstonestreet@ramboll.com tgleason@ramboll.com

Sampler (Print & Sign): Wendy Stonestreet

ALS Contact:

Analysis Method

Client Sample ID	Laboratory ID Number	Date Collected	Time Collected	Canister ID (Bar code # - AC, SC, etc.)	Flow Controller ID (Bar code # - FC #)	Canister Start Pressure "Hg	Canister End Pressure "Hg/psig	Sample Volume	TO-15 (Client Specific List)		Comments e.g. Actual Preservative or specific instructions
VP-09-201511	1	11/4/2015	1836	AS00548	OA00613	-30" Hg	-4.5" Hg		X		
Indoor Air-201511	2	11/5/2015	937	AS00784	FCA00857	-29" Hg	-3.0" Hg		X		
Outdoor Air-201511	3	11/5/2015	942	AS00761	FCA00762	-28.5" Hg	-3.0" Hg		X		
Crawl Space-201511	4	11/5/2015	945	AS00161	FCA00905	-30" Hg	-1.0" Hg		X		

Report Tier Levels - please select

Tier I - Results (Default in not specified) ____
Tier II (Results + QC Summaries) X
Tier III (Results + QC & Calibration Summaries) ____
Tier IV (Date Validation Package) 10% Surcharge ____

EDD required (YES) / No
Type: Equis Units: ____

Chain of Custody Seal: (Circle)
INTACT BROKEN ABSENT

Project Requirements (MRLs, QAPP)

Relinquished by: (Signature)	Date:	Time:	Received by: (Signature)	Date:	Time:
Wendy Stonestreet FEDEX	11/5/15	1500	FEDEX		
Relinquished by: (Signature)	Date:	Time:	Received by: (Signature)	11/10/15	8930

Cooler / Blank Temperature ____ °C

5 of 16

ALS Environmental
Sample Acceptance Check Form

Client: Environ International Corporation Work order: P1504819

Project: WHIRLPOOL VAPOR SAMPLING-KING PROPERTY / 3437500A

Sample(s) received on: 11/10/15 Date opened: 11/10/15 by: ADAVID

Note: This form is used for all samples received by ALS. The use of this form for custody seals is strictly meant to indicate presence/absence and not as an indication of compliance or nonconformity. Thermal preservation and pH will only be evaluated either at the request of the client and/or as required by the method/SOP.

		Yes	No	N/A
1	Were **sample containers** properly marked with client sample ID?	☒	☐	☐
2	Did **sample containers** arrive in good condition?	☒	☐	☐
3	Were **chain-of-custody** papers used and filled out?	☒	☐	☐
4	Did **sample container labels** and/or tags agree with custody papers?	☒	☐	☐
5	Was **sample volume** received adequate for analysis?	☒	☐	☐
6	Are samples within specified holding times?	☒	☐	☐
7	Was proper **temperature** (thermal preservation) of cooler at receipt adhered to?	☐	☐	☒
8	Were **custody seals** on outside of cooler/Box/Container?	☒	☐	☐
	Location of seal(s)? Box sealing. Sealing Lid?	☒	☐	☐
	Were signature and date included?	☒	☐	☐
	Were seals intact?	☒	☐	☐
9	Do containers have appropriate **preservation**, according to method/SOP or Client specified information?	☐	☐	☒
	Is there a client indication that the submitted samples are **pH** preserved?	☐	☐	☒
	Were **VOA vials** checked for presence/absence of air bubbles?	☐	☐	☒
	Does the client/method/SOP require that the analyst check the sample pH and if necessary alter it?	☐	☐	☒
10	**Tubes:** Are the tubes capped and intact?	☐	☐	☒
11	**Badges:** Are the badges properly capped and intact?	☐	☐	☒
	Are dual bed badges separated and individually capped and intact?	☐	☐	☒

Lab Sample ID	Container Description	Required pH *	Received pH	Adjusted pH	VOA Headspace (Presence/Absence)	Receipt / Preservation Comments
P1504819-001.01	6.0 L Silonite Can					
P1504819-002.01	6.0 L Silonite Can					
P1504819-003.01	6.0 L Silonite Can					
P1504819-004.01	6.0 L Silonite Can					

Explain any discrepancies: (include lab sample ID numbers):

RSK - MEEPP, HCL (pH<2); RSK - CO2, (pH 5-8); Sulfur (pH>4)

ALS ENVIRONMENTAL

RESULTS OF ANALYSIS

Client: **Environ International Corporation**
Client Project ID: **WHIRLPOOL VAPOR SAMPLING-KING PROPERTY / 3437500A** ALS Project ID: P1504819

Trichloroethene

Test Code: EPA TO-15
Instrument ID: Tekmar AUTOCAN/Agilent 5973inert/6890N/MS9 Date(s) Collected: 11/4/15
Analyst: Wida Ang Date Received: 11/10/15
Sample Type: 6.0 L Silonite Canister(s) Date Analyzed: 11/11/15
Test Notes:

Client Sample ID	ALS Sample ID	Injection Volume Liter(s)	Canister Dilution Factor	**Result µg/m³**	MRL µg/m³	**Result ppbV**	MRL ppbV	**Data Qualifier**
VP-09-201511	P1504819-001	0.10	1.30	**1,200**	6.5	**230**	1.2	
Method Blank	P151111-MB	1.00	1.00	ND	0.50	ND	0.093	

ND = Compound was analyzed for, but not detected above the laboratory reporting limit.
MRL = Method Reporting Limit - The minimum quantity of a target analyte that can be confidently determined by the referenced method.

ALS ENVIRONMENTAL

SURROGATE SPIKE RECOVERY RESULTS

Client: **Environ International Corporation**
Client Project ID: **WHIRLPOOL VAPOR SAMPLING-KING PROPERTY / 3437500A** ALS Project ID: P1504819

Test Code: EPA TO-15
Instrument ID: Tekmar AUTOCAN/Agilent 5973inert/6890N/MS9 Date(s) Collected: 11/4/15
Analyst: Wida Ang Date(s) Received: 11/10/15
Sample Type: 6.0 L Silonite Canister(s) Date(s) Analyzed: 11/11/15
Test Notes:

Client Sample ID	ALS Sample ID	1,2-Dichloroethane-d4 Percent Recovered	Toluene-d8 Percent Recovered	Bromofluorobenzene Percent Recovered	Acceptance Limits	Data Qualifier
Method Blank	P151111-MB	**85**	**102**	**103**	70-130	
Lab Control Sample	P151111-LCS	**84**	**101**	**105**	70-130	
VP-09-201511	P1504819-001	**86**	**97**	**101**	70-130	

Surrogate percent recovery is verified and accepted based on the on-column result.
Reported results are shown in concentration units and as a result of the calculation, may vary slightly from the on-column percent recovery.

ALS ENVIRONMENTAL

LABORATORY CONTROL SAMPLE SUMMARY

Client: **Environ International Corporation**
Client Sample ID: **Lab Control Sample** ALS Project ID: P1504819
Client Project ID: **WHIRLPOOL VAPOR SAMPLING-KING PROPERTY / 34375004** ALS Sample ID: P151111-LCS

Test Code: EPA TO-15 Date Collected: NA
Instrument ID: Tekmar AUTOCAN/Agilent 5973inert/6890N/MS9 Date Received: NA
Analyst: Wida Ang Date Analyzed: 11/11/15
Sample Type: 6.0 L Silonite Canister Volume(s) Analyzed: 0.125 Liter(s)
Test Notes:

CAS #	Compound	Spike Amount µg/m³	**Result µg/m³**	**% Recovery**	ALS Acceptance Limits	**Data Qualifier**
79-01-6	Trichloroethene	216	**181**	**84**	71-121	

Laboratory Control Sample percent recovery is verified and accepted based on the on-column result.
Reported results are shown in concentration units and as a result of the calculation, may vary slightly.

ALS ENVIRONMENTAL

RESULTS OF ANALYSIS

Client: **Environ International Corporation**
Client Sample ID: **VP-09-201511** ALS Project ID: P1504819
Client Project ID: **WHIRLPOOL VAPOR SAMPLING-KING PROPERTY / 3437500A** ALS Sample ID: P1504819-001

Test Code: EPA TO-15 SIM Date Collected: 11/4/15
Instrument ID: Tekmar AUTOCAN/Agilent 5973N/HP6890A/MS19 Date Received: 11/10/15
Analyst: Wida Ang Date Analyzed: 11/10/15
Sample Type: 6.0 L Silonite Canister Volume(s) Analyzed: 0.025 Liter(s)
Test Notes:
Container ID: AS00548
Initial Pressure (psig): -0.62 Final Pressure (psig): 3.54

Canister Dilution Factor: 1.30

CAS #	Compound	Result µg/m³	MRL µg/m³	Result ppbV	MRL ppbV	Data Qualifier
75-01-4	Vinyl Chloride	**2.6**	1.3	**1.0**	0.51	
75-35-4	1,1-Dichloroethene	**4.0**	1.3	**1.0**	0.33	
156-60-5	trans-1,2-Dichloroethene	ND	1.3	ND	0.33	
75-34-3	1,1-Dichloroethane	**2.7**	1.3	**0.66**	0.32	
156-59-2	cis-1,2-Dichloroethene	ND	1.3	ND	0.33	
107-06-2	1,2-Dichloroethane	**1.3**	1.3	**0.33**	0.32	
71-55-6	1,1,1-Trichloroethane	ND	1.3	ND	0.24	
127-18-4	Tetrachloroethene	**1.5**	1.3	**0.22**	0.19	

ND = Compound was analyzed for, but not detected above the laboratory reporting limit.
MRL = Method Reporting Limit - The minimum quantity of a target analyte that can be confidently determined by the referenced method.

ALS ENVIRONMENTAL

RESULTS OF ANALYSIS

Client: **Environ International Corporation**
Client Sample ID: **Indoor Air-201511** ALS Project ID: P1504819
Client Project ID: **WHIRLPOOL VAPOR SAMPLING-KING PROPERTY / 3437500A** ALS Sample ID: P1504819-002

Test Code: EPA TO-15 SIM Date Collected: 11/5/15
Instrument ID: Tekmar AUTOCAN/Agilent 5973N/HP6890A/MS19 Date Received: 11/10/15
Analyst: Wida Ang Date Analyzed: 11/10/15
Sample Type: 6.0 L Silonite Canister Volume(s) Analyzed: 1.00 Liter(s)
Test Notes:
Container ID: AS00784
Initial Pressure (psig): -0.77 Final Pressure (psig): 4.05

Canister Dilution Factor: 1.35

CAS #	Compound	Result µg/m³	MRL µg/m³	Result ppbV	MRL ppbV	Data Qualifier
75-01-4	Vinyl Chloride	ND	0.034	ND	0.013	
75-35-4	1,1-Dichloroethene	ND	0.034	ND	0.0085	
156-60-5	trans-1,2-Dichloroethene	ND	0.034	ND	0.0085	
75-34-3	1,1-Dichloroethane	ND	0.034	ND	0.0083	
156-59-2	cis-1,2-Dichloroethene	ND	0.034	ND	0.0085	
107-06-2	1,2-Dichloroethane	**2.1**	0.034	**0.51**	0.0083	
71-55-6	1,1,1-Trichloroethane	ND	0.034	ND	0.0062	
79-01-6	Trichloroethene	**0.062**	0.034	**0.011**	0.0063	
127-18-4	Tetrachloroethene	**0.060**	0.034	**0.0088**	0.0050	

ND = Compound was analyzed for, but not detected above the laboratory reporting limit.
MRL = Method Reporting Limit - The minimum quantity of a target analyte that can be confidently determined by the referenced method.

ALS ENVIRONMENTAL

RESULTS OF ANALYSIS

Client: **Environ International Corporation**
Client Sample ID: **Outdoor Air-201511** ALS Project ID: P1504819
Client Project ID: **WHIRLPOOL VAPOR SAMPLING-KING PROPERTY / 3437500A** ALS Sample ID: P1504819-003

Test Code: EPA TO-15 SIM Date Collected: 11/5/15
Instrument ID: Tekmar AUTOCAN/Agilent 5973N/HP6890A/MS19 Date Received: 11/10/15
Analyst: Wida Ang Date Analyzed: 11/10/15
Sample Type: 6.0 L Silonite Canister Volume(s) Analyzed: 1.00 Liter(s)
Test Notes:
Container ID: AS00761
Initial Pressure (psig): -1.22 Final Pressure (psig): 3.53

Canister Dilution Factor: 1.35

CAS #	Compound	Result µg/m³	MRL µg/m³	Result ppbV	MRL ppbV	Data Qualifier
75-01-4	Vinyl Chloride	ND	0.034	ND	0.013	
75-35-4	1,1-Dichloroethene	ND	0.034	ND	0.0085	
156-60-5	trans-1,2-Dichloroethene	ND	0.034	ND	0.0085	
75-34-3	1,1-Dichloroethane	ND	0.034	ND	0.0083	
156-59-2	cis-1,2-Dichloroethene	ND	0.034	ND	0.0085	
107-06-2	1,2-Dichloroethane	**0.060**	0.034	**0.015**	0.0083	
71-55-6	1,1,1-Trichloroethane	ND	0.034	ND	0.0062	
79-01-6	Trichloroethene	ND	0.034	ND	0.0063	
127-18-4	Tetrachloroethene	**0.039**	0.034	**0.0057**	0.0050	

ND = Compound was analyzed for, but not detected above the laboratory reporting limit.
MRL = Method Reporting Limit - The minimum quantity of a target analyte that can be confidently determined by the referenced method.

ALS ENVIRONMENTAL

RESULTS OF ANALYSIS

Client: **Environ International Corporation**
Client Sample ID: **Crawl Space-201511** ALS Project ID: P1504819
Client Project ID: **WHIRLPOOL VAPOR SAMPLING-KING PROPERTY / 3437500A** ALS Sample ID: P1504819-004

Test Code: EPA TO-15 SIM Date Collected: 11/5/15
Instrument ID: Tekmar AUTOCAN/Agilent 5973N/HP6890A/MS19 Date Received: 11/10/15
Analyst: Wida Ang Date Analyzed: 11/10/15
Sample Type: 6.0 L Silonite Canister Volume(s) Analyzed: 1.00 Liter(s)
Test Notes:
Container ID: AS00161
Initial Pressure (psig): -0.16 Final Pressure (psig): 4.00

Canister Dilution Factor: 1.29

CAS #	Compound	Result µg/m³	MRL µg/m³	Result ppbV	MRL ppbV	Data Qualifier
75-01-4	Vinyl Chloride	ND	0.032	ND	0.013	
75-35-4	1,1-Dichloroethene	ND	0.032	ND	0.0081	
156-60-5	trans-1,2-Dichloroethene	ND	0.032	ND	0.0081	
75-34-3	1,1-Dichloroethane	ND	0.032	ND	0.0080	
156-59-2	cis-1,2-Dichloroethene	ND	0.032	ND	0.0081	
107-06-2	1,2-Dichloroethane	**0.066**	0.032	**0.016**	0.0080	
71-55-6	1,1,1-Trichloroethane	ND	0.032	ND	0.0059	
79-01-6	Trichloroethene	ND	0.032	ND	0.0060	
127-18-4	Tetrachloroethene	**0.041**	0.032	**0.0061**	0.0048	

ND = Compound was analyzed for, but not detected above the laboratory reporting limit.
MRL = Method Reporting Limit - The minimum quantity of a target analyte that can be confidently determined by the referenced method.

ALS ENVIRONMENTAL

RESULTS OF ANALYSIS

Client: **Environ International Corporation**
Client Sample ID: **Method Blank** ALS Project ID: P1504819
Client Project ID: **WHIRLPOOL VAPOR SAMPLING-KING PROPERTY / 3437500A** ALS Sample ID: P151110-MB

Test Code: EPA TO-15 SIM Date Collected: NA
Instrument ID: Tekmar AUTOCAN/Agilent 5973N/HP6890A/MS19 Date Received: NA
Analyst: Wida Ang Date Analyzed: 11/10/15
Sample Type: 6.0 L Silonite Canister Volume(s) Analyzed: 1.00 Liter(s)
Test Notes:

Canister Dilution Factor: 1.00

CAS #	Compound	Result µg/m³	MRL µg/m³	Result ppbV	MRL ppbV	Data Qualifier
75-01-4	Vinyl Chloride	ND	0.025	ND	0.0098	
75-35-4	1,1-Dichloroethene	ND	0.025	ND	0.0063	
156-60-5	trans-1,2-Dichloroethene	ND	0.025	ND	0.0063	
75-34-3	1,1-Dichloroethane	ND	0.025	ND	0.0062	
156-59-2	cis-1,2-Dichloroethene	ND	0.025	ND	0.0063	
107-06-2	1,2-Dichloroethane	ND	0.025	ND	0.0062	
71-55-6	1,1,1-Trichloroethane	ND	0.025	ND	0.0046	
79-01-6	Trichloroethene	ND	0.025	ND	0.0047	
127-18-4	Tetrachloroethene	ND	0.025	ND	0.0037	

ND = Compound was analyzed for, but not detected above the laboratory reporting limit.
MRL = Method Reporting Limit - The minimum quantity of a target analyte that can be confidently determined by the referenced method.

ALS ENVIRONMENTAL

SURROGATE SPIKE RECOVERY RESULTS

Client: **Environ International Corporation**
Client Project ID: **WHIRLPOOL VAPOR SAMPLING-KING PROPERTY / 3437500A** ALS Project ID: P1504819

Test Code: EPA TO-15 SIM
Instrument ID: Tekmar AUTOCAN/Agilent 5973N/HP6890A/MS19
Analyst: Wida Ang
Sample Type: 6.0 L Summa Canister(s)
Test Notes:

Date(s) Collected: 11/4 - 11/5/15
Date(s) Received: 11/10/15
Date(s) Analyzed: 11/10/15

Client Sample ID	ALS Sample ID	1,2-Dichloroethane-d4 % Recovered	Toluene-d8 % Recovered	Bromofluorobenzene % Recovered	Acceptance Limits	Data Qualifier
Method Blank	P151110-MB	**98**	**112**	**113**	70-130	
Lab Control Sample	P151110-LCS	**96**	**101**	**116**	70-130	
VP-09-201511	P1504819-001	**96**	**113**	**96**	70-130	
Indoor Air-201511	P1504819-002	**98**	**107**	**110**	70-130	
Outdoor Air-201511	P1504819-003	**98**	**106**	**113**	70-130	
Crawl Space-201511	P1504819-004	**99**	**106**	**112**	70-130	

Surrogate percent recovery is verified and accepted based on the on-column result.
Reported results are shown in concentration units and as a result of the calculation, may vary slightly from the on-column percent recovery.

ALS ENVIRONMENTAL

LABORATORY CONTROL SAMPLE SUMMARY

Client: **Environ International Corporation** ALS Project ID: P1504819
Client Sample ID: **Lab Control Sample** ALS Sample ID: P151110-LCS
Client Project ID: **WHIRLPOOL VAPOR SAMPLING-KING PROPERTY / 3437500A**

Test Code: EPA TO-15 SIM Date Collected: NA
Instrument ID: Tekmar AUTOCAN/Agilent 5973N/HP6890A/MS19 Date Received: NA
Analyst: Wida Ang Date Analyzed: 11/10/15
Sample Type: 6.0 L Silonite Canister Volume(s) Analyzed: 0.125 Liter(s)
Test Notes:

CAS #	Compound	Spike Amount µg/m³	**Result µg/m³**	**% Recovery**	ALS Acceptance Limits	**Data Qualifier**
75-01-4	Vinyl Chloride	4.00	**3.21**	**80**	64-118	
75-35-4	1,1-Dichloroethene	4.32	**3.87**	**90**	72-113	
156-60-5	trans-1,2-Dichloroethene	4.20	**3.80**	**90**	70-115	
75-34-3	1,1-Dichloroethane	4.24	**3.52**	**83**	66-117	
156-59-2	cis-1,2-Dichloroethene	4.36	**4.13**	**95**	72-115	
107-06-2	1,2-Dichloroethane	4.28	**3.61**	**84**	64-116	
71-55-6	1,1,1-Trichloroethane	4.20	**3.55**	**85**	69-113	
79-01-6	Trichloroethene	4.32	**3.41**	**79**	70-112	
127-18-4	Tetrachloroethene	4.04	**3.30**	**82**	67-114	

Laboratory Control Sample percent recovery is verified and accepted based on the on-column result.
Reported results are shown in concentration units and as a result of the calculation, may vary slightly.

Appendix B

Photographs, Field Notes and Weather Data for October and November 2015



Photo 1: Parcel 3 Home



Photo 2: Location of Outdoor Air Summa Canister

RAMBOLL ENVIRON

Parcel 3 Neighborhood Photographs
Whirlpool Facility
Fort Smith, Arkansas
November 2015



Photo 3: Location of Outdoor Air Summa Canister Zoomed In



Photo 4: Vents Along Foundation



Photo 5: Additional Vents Along Foundation and Crawl Space Access Point



Photo 6: Location of Crawl Space Summa Canister



Photo 7: Location of Indoor Air Summa Canister

Rite in the Rain®
ALL-WEATHER
ENVIRONMENTAL FIELD BOOK
№ 550F

Partly Sunny, 59° WES

Whirlpool, Fort Smith Arkansas October 6, 2015

610 - Wendy Stonestreet arrive on-site.
- Begin day by inventory of sample bottles.
- MS/MSD bottles are missing. Create MS/MSD VOAs by using extra VOAs supplied by laboratory.

630 - Tamara House-Knight & Nick Z. on-site.
- Mike Chomin, Courtney B., Victoria S. Lucy C. Josh Meyer & Enoch Ng on-site.

700 - Conduct meeting & prepare for the day
- H&S meeting.
- Looked up site-screen length to give to samplers.
- Continued to work on sample packets

845 - Calibrated equipment. See calibration log sheet.

915 - MOB to VP-15.
- Stopped to talk with Michael Chomin about sampling instructions.

944 - Set up at VP-15
- Well has water in line.

1000 - Take sample VP-15-201510
- Had to collect numerous VOAs. Bubbles in VOAs. ~~Perhaps effervescent~~ WS

1010 - MOB to MW-177.

H&S Rite in the Rain

62° Partly Cloudy. WES

WHIRLPOOL FT Smith, ARKANSAS October 6, 2015

1010 - Set-up on MW-177.
- Take field parameters.
1055 - Collect sample MW-177-201510
- Spoke to Courtney about well sample color at MW-73.
- Prepared and checked WL log & sent to Tammy Gleason & Kerry Stonestreet.
1139 - MOB to gas station to get gas and lunch.
1200 - Set-up on well MW-193. Collected parameters ~~and~~ as well as well went dry on 10/5/2015.
1210 - Checked water level = 4.20'.
1215 - Collect sample MW-193-201510
1300 - MOB to Boiler Room to get battery & drop off samples
1310 - MOB to MW-176
- Set up on well.
- Stabilize field parameters.
1410 - Collect VOC sample MW-176-201510
~~MOB~~ WES ~~MOB to Scroggins Property to collect~~ WES
~~Samples MW-174 & 173 & VP-05 & VP-06.~~
1415 - Check VP points on King property VP-09 VP-10. VP-10 has water in line. VP-09 clear.

WES

68° Partly Cloudy. WES

WHIRLPOOL FT SMITH ARKANSAS OCTOBER 6, 20

1415 (cont) - VP-09 appears clear of water.
1450 - Collect grab VOC sample VP-10-201510
1510 - MOB to Scroggins property to collect MW-174 & MW-173 & VP-05 & VP-06.
- Set up one pump on MW-174.
- While stabilizing well set up second pump on VP-06.
1538 - Collect sample (grab) VP-06-201510
1550 - Collect sample MW-174-201510
- Move one pump to MW-173.
- Begin to stabilize parameters.
- Set up second pump on VP-05 to collect grab sample.
1620 - Collect sample VP-05-201510
1640 - Collect sample MW-173-201510
- Clean up on property.
1700 - Return to boiler room to begin packing samples for shipment.
1800 - Ramboll/ENVIRON off-site.

Wendy Stonestreet

Rite in the Rain

SUNNY 74° WES

WHIRLPOOL, FT SMITH AR October 7, 2015

615 - WENDY STONESTREET on site.
- Prepare for sampling day.

645 - Samplers on-site: Nick Z. Victoria S. Tamara Hk. Josh Meyers, Courtney B. Enoch Ng, Michael C.
- Task for today GW Monitoring and air vapor monitoring.

745 - Conduct daily tailgate meeting. H&S meeting.
- Calibrated Equipment. See calibration log.

820 - MOB to VP-7 & VP-8 to collect water and/or vapor sample.
- VP-7 is clear of water in vapor line.
- Collect vapor sample.
- Conduct leak test.
- Helium in shroud is 38%.
- Helium in line is 0ppm.
- Perform leak test on sampling train.
  - Passed.
- Flow controller ID: FCAC0120
  Summa ID: AS00866

915 - Opened Summa valve.
  - Pressure -29.5" Hg.

WES

SUNNY 78° WES

WHIRLPOOL, FT SMITH AR October 7, 2015

920 - Collected grab sample (water) from VP-06-201510. Water effervesces.
- Moved over to MW-175 on the same property & set up on well.
- Began to take field parameters
- Tamara H-K stopped by to discuss sampling status.
- Lucy C. stopped by to get spare charging cable.

1035 - Collected sample MW-175-201510
- Checked summa prior to leaving property = -26.1" Hg.
- Went to gas station to get drink.
- Return to boiler room
- Off-site to purchase ice for coolers.

1200 - MOB to ITMW-4 & ITMW-9.
- Assist Enoch with set-up on -9
- Set up on ITMW-4.

1220 - Stabilizing well.
- Well did not stabilize after 1 hour.

1330 - Collect sample ITMW-4-201510
- Enoch sampled through flow through cell. Assisted in getting new sample bag to re-sample well.

WES

Rite in the Rain

SUNNY 82°

WHIRLPOOL, FT SMITH WES OCTOBER 7, 2015

1345 - MOB to VP-07 to check gauge status. 0 -14" Hg.
- MOB to MW-179 to take readings and collect samples. Lucy C. had purged wells MW-178, MW-179 & MW-180 dry due to historic poor recovery.

1458 - Set up on MW-178 and took three readings. Well draws down at <50mL/min.

1520 - Collected sample MW-178-201510 Vocs only

1540 - MOB to MW-~~180~~ 179.
- MW-179 is dry at 0.5' above bottom of well.

1600 - MOB to MW-180.
- Set up on well
- Take three parameter readings since well had been purged the prior day (dry).

1630 - Collect sample MW-180-201510 Vocs only

1632 - MOB to VP-12.

1633 - Water in line.

1635 - Collect sample # VP-12-201510

1640 - MOB to boiler room to pack coolers.

1905 - ENVIRON OFF-SITE

1908 - Pick up Summa on VP-07.-201510

1910 - Closed gauge. Reading before closure -2" Hg.

WS

SUNNY 70°

WHIRLPOOL, FT SMITH WES October 8, 2015

600 - Wendy Stonestreet on-site.
- Prepare for the day. Clean up calibration areas. Checked coolers for the day.

700 - Conduct meeting. Have H&S meeting.
- All samplers on-site. Lucy Cross, Tamara Hk, Nick Z., Enoch Ng, Michael Chamin, Courtney B., Josh Meyers. Victoria S.

715 - Went to King property to set up summa canister. No water in line.
- Begin leak test. Checked all leak points. Passed.
- Performed shut in Helium leak test.
- 43% Helium in shroud.
- 0 ppm Helium in line.
- Summa Can. ID = AS00225
- Flow controller (8 hour) = FCA00722.

804 - Opened gauge on summa.
- Gauge read = -29½" Hg.

815 - MOB to B&G club to get Hydrogen Bubble Stripping instructions.
- MOB to on-site and speak with Enoch about calibration issues. Also talked with Courtney about readings for DO on MW-17. DO High. Ran manual DO color test.

WS

Rite in the Rain

SUNNY 72°

WHIRLPOOL, FT. SMITH WES October 8, 2015

~~Set at~~ 9:00 - Set up to bubble strip MW-95.
926 - Injected air into chamber.
936 - Collect sample [MW-95-201510]
943 - Set up to bubble strip MW-93.
1009 - Injected air into chamber.
1019 - Collect sample [MW-93-201510]
- MOB to ITMW-19
- Had difficulty with silt in well.
1120 - Injected air into chamber
1130 - Collected sample [ITMW-19-201510]
- Assisted Enoch with well
1215 - Set up on MW-25-
1220 - Injected air into chamber.
1230 - Collected sample [MW-25-201510]
1240 - Set up on MW-85
1241 - Injected air into chamber.
1257 - Collected sample [MW-85-201510]
1310 - Set up on MW-86
- Assisted ENOCH & Micheal with Sampling
1340 - Injected air into chamber
1350 - Collected sample [MW-86-201510]
1400 - Battery dead on car.
- Attempt to recharge.

WES

SUNNY 74°

WHIRLPOOL, FT SMITH WES October 8, 15

1420 - Assist Micheal & Enoch with wells.
1509 - Set up on ITMW-15.
1520 - Inject air into chamber
1530 - Collect sample [ITMW-15-201510]
- Assist ENOCH with bottle labeling.
1600 - MOB to MW-185.
- Set up on well. Well water is very muddy. Cannot sample for H' due to sediment.
1618 - MOB to MW-192.
- Set-up on well.
1628 - Inject air into chamber.
1638 - Collect sample [MW-192-201510]
1642 - MOB to King property.
1643 - Arrive on property to check on VP-09.
1645 - Closed gauge on summa. -4" Hg. [VP-09-201510]
1650 - MOB back to Whirlpool property. Collect two sample bottles from Tamara H.K.
1655 - MOB to MW-90
- Set up on well.
1710 - Inject air in chamber
1720 - Collect sample [MW-90-201510]
- Nick stopped by to ask question.

WES Rite in the Rain

Rite in the Rain®
ALL-WEATHER
FIELD
№ 351

Location WHIRLPOOL, FORT SMITH AR Date 11/4/15

Project / Client WHIRLPOOL 165°C Cloudy

Wendy Stonestreet

635 - Arrive on-site.
- Begin to unpack vehicle and prepare for the day.

700 - Lucy arrived for day.
- Discussed scope of work for the day. H&S meeting
- Began shut-in tests on summa.
- Summa = A500161
Regulator (24 hour) = FCA00905

828 - Open valve for shut-in test 16 seconds.
- Open = -30 "Hg
- Passed. No movement on gauge.

832 - Begin shut-in test on summa
- Summa A500784
- Regulator = FCA00657 (24 hour)

838 - Open valve for shut-in test. 15 seconds
- Open = -29" Hg.
- Passed.

845 - Begin shut-in test 15 seconds
- Summa = A500761
- Regulator = FCA00752

847 - Open valve for shut-in test. 15 seconds
- Open = -28" Hg.
- Passed.

WTS

Location FORT SMITH, ARKANSAS Date 11/4/2015
Project / Client WHIRLPOOL VAPOR, ISCO & ISCR mon.
72° Sunny

849 - Calibrate MiniRAE 2000.
- Fresh air calibration
- Span gas = Isobutylene Lot# 50054
Exp Date = Sept. 2018

915 - MOB to KING Property.
- Called Wilson to discuss sampling at MW-61R, TMW-10 & TMW-11.
- Conduct indoor air quality walk-through in home.
- Walked throughout home with PID. All locations = 0.0 ppm.

9:38 - Opened Summa Canister. -29" Hg
Summa = AS00784
Flow Controller = FCA00857.
- Canister placed in center of home at ~ 3' in height.

942 - Conduct air quality survey of outdoor AA using PID.
- PID reads 0.0 ppm.
- Placing Summa Canister on front yard near center front, under birdbath. PID = 0.0 ppm

945 - Open Summa canister. -28.5" Hg.
- AS00761 - Summa
- Flow Controller = FCA00762.

WKS

Location FORT SMITH, ARKANSAS Date 11/5/2015
Project / Client Whirlpool, Vapor, ISCO, ISCR Monitoring.
75° Sunny.

949 - Conduct air survey in crawl space under home. PID reading 0.0 ppm.

952 - Open Summa Canister -30" Hg.
AS00161 = Summa
Flow controller = FCA00905.

955 - Perform shut-in test on Summa AC02073 & flow controller AVG 03292.
- Initial test failed.
- Tightened connections.
- Second test was not secure.

Perform shut-in test on second summa.
Summa = AS00548
Flow controller = 0A00613
- Shut in test passed.
- Used PID to take reading directly from VP-09 line PID = 3458 ppm
- Performed leak test
- Helium in shroud = 28.6%
- Helium in line = 0.0 ppm.
- Evacuated line by purging.

1033 - Open gauge to summa.
-30" Hg.
- Clean up at Well.

1045 - MOB to boiler room to pick up GW

Location Fort Smith, Arkansas Date 11/4/2015
Project / Client Whirlpool
75° Wind from South

Supplies.
1100 - MOB to TMW-11.
- Spoke to Lucy C. about sampling wells at TMW-10.
- Ran back to boiler room to pick up sample bottles and various supplies
1130 - MOB to *TMW-11. WES
- Set up on well.
- Purge water is blackish grey. Smells of manure.
1205 - Line clogged with black carbon like substance.
- Per Michael Wilson, will attempt to purge 6 gallons of water. Flow rate is ~200 mL/min with slight draw down.
- Continue to purge well until collected ~6.0 gallons. Well did not stabilize completely.
1405 - Collect sample TMW-11-201511
- Clean up at well.
- MOB to VP-09 to check canister.
1435 - Gauge reading = -11.5"
- Checked AA Summa = -25.5" Hg
- MOB to boiler room to pick up sampling supplies for GW sampling.

WES

Location Fort Smith, Arkansas Date 11/4/2015
Project / Client Whirlpool
75° Wind from South

1510 - MOB to BOST property.
- Set-up on MW-65.
1540 - Begin to take well parameters
- Walked across the street to purge MW-33R.
1640 - Collect sample MW-65-201511
- Checked well MW-33R. Collected ~4 gallons.
1700 - MOB to VP-09 to check gauge.
1704 - Gauge reading -6" Hg.
- MOB to boiler room to pack GW samples for shipping.
1805 - Check gauge reading at VP-09. -5" Hg.
1830 - Leave site and return to VP-09.
1836 - VP-09 gauge reads -4.5" Hg. Close gauge and clean-up at well.
- Checked AA sample under bird bath. Gauge reads -20" Hg.
1845 - Ramboll ENVIRON offsite.

Wendy Stone

WES

Location Fort Smith, ARKANSAS Date 11/5/2015

Project / Client Whirlpool ISCO/ISCR monitoring

63° Raining. Wind from the East.

645 - Arrive on-site.
- Load equipment & calibrate YSI. SEE Calibration sheet for calibration information.

710 - Lucy Cross on-site.
- Discuss task for the day which is GW sampling.

800 - MOB to MW-24.
- Tubing fell into the well. MOB to boiler room to get tubing removal hook.
- Return to well.
- Set-up at well.

920 - Collect sample [MW-24-201511]
- MOB to King Property to retrieve Summa 24 hour samples

937 - Closed summa gauge in house -3"Hg Sample: [IA-201511]

942 - Closed summa gauge for outdoor air sample -3" Hg. [Outdoor Air-201511]

945 - Closed crawl space gauge. -1" Hg. [Crawl Space-201511] (Heavy Rain).

950 - MOB to Boiler room to label and prepare summa canisters for shipment.

1035 - MOB to BOSI Property.

WLS

Location Fort Smith, ARKANSAS Date 11/5/2015

Project / Client Whirlpool ISCO/ISCR monitoring

64° Cloudy North.

1045 - Set-up on MW-81.
- Began to purge. Very turbid. Opened flow through cell to dump sediment. Stirred up well when determining depth.

1100 - Began to purge again.
- Well parameters are not stabilizing.
- After 1 hour parameters did not stabilize. Persulfate ~16,000 ppm.

1210 - Collect sample [MW-81-201511]
- Move to well MW-77.
- Set up on well.

1225 - Begin to purge well. Well purge water is very turbid with white chunky looking flakes. Adjusted tubing and emptied out flow through. Bottom of well was soft.

1350 - Collect sample [MW-77-201511]

1420 - Clean-up at well and mob to Boiler room.

1440 - Prepare all summas for shipment to ALS.

1530 - Deliver Summa canisters to FedEx.

1600 - Return to site
- Prepare GW samples for shipment.

WLS

Location FORT SMITH, ARKANSAS Date 11/5/2015

Project / Client WHIRLPOOL ISCO/SCR monitoring

60° Cloudy.

1600 (cont) - Clean up in boiler room, Pack equipment.

- ENVIRON off-site.



Location _____ Date _____

Project / Client _____

report this ad

Weather History for KFSM - October, 2015

Today Forecast

October Precip Stats: Actual Month Total: **1.52 in** | Average Month Total: **4.32** in

Sunday	Monday	Tuesday	Wednesday	Thursday	Friday	Saturday
				1 Actual: **73°** | **47°** **0.00** in Average: **74°** | **50°** **0.15** in	**2** Actual: **69°** | **40°** **0.00** in Average: **74°** | **50°** **0.14** in	**3** Actual: **70°** | **39°** **0.00** in Average: **74°** | **49°** **0.15** in
4 Actual: **71°** | **46°** **0.00** in Average: **73°** | **49°** **0.14** in	**5** Actual: **63°** | **53°** **0.00** in Average: **73°** | **49°** **0.15** in	**6** Actual: **78°** | **51°** **0.00** in Average: **73°** | **48°** **0.15** in	**7** Actual: **85°** | **61°** **0.00** in Average: **78°** | **54°** **0.13** in	**8** Actual: **87°** | **63°** **0.00** in Average: **77°** | **53°** **0.13** in	**9** Actual: **75°** | **56°** **0.04** in Average: **77°** | **53°** **0.13** in	**10** Actual: **78°** | **50°** **0.00** in Average: **77°** | **53°** **0.13** in
11 Actual: **89°** | **54°** **0.00** in Average: **76°** | **52°** **0.13** in	**12** Actual: **90°** | **55°** **0.00** in Average: **76°** | **52°** **0.14** in	**13** Actual: **84°** | **48°** **0.00** in Average: **76°** | **52°** **0.13** in	**14** Actual: **93°** | **48°** **0.00** in Average: **76°** | **51°** **0.14** in	**15** Actual: **93°** | **48°** **0.00** in Average: **76°** | **51°** **0.14** in	**16** Actual: **75°** | **50°** **0.03** in Average: **75°** | **51°** **0.14** in	**17** Actual: **68°** | **50°** **0.00** in Average: **75°** | **50°** **0.15** in
18 Actual: **75°** | **47°** **0.00** in Average: **74°** | **50°** **0.15** in	**19** Actual: **81°** | **47°** **0.00** in Average: **74°** | **50°** **0.15** in	**20** Actual: **84°** | **50°** **0.00** in Average: **74°** | **49°** **0.15** in	**21** Actual: **85°** | **56°** **0.00** in Average: **73°** | **49°** **0.14** in	**22** Actual: **85°** | **60°** **0.48** in Average: **73°** | **49°** **0.16** in	**23** Actual: **75°** | **63°** **0.48** in Average: **73°** | **49°** **0.14** in	**24** Actual: **67°** | **58°** **0.01** in Average: **72°** | **48°** **0.14** in
25 Actual: **64°** | **55°** **0.00** in Average: **72°** | **48°** **0.14** in	**26** Actual: **75°** | **55°** **T** in Average: **72°** | **48°** **0.15** in	**27** Actual: **67°** | **55°** **0.10** in Average: **71°** | **47°** **0.14** in	**28** Actual: **70°** | **50°** **0.04** in Average: **71°** | **47°** **0.14** in	**29** Actual: **72°** | **47°** **0.00** in Average: **71°** | **47°** **0.15** in	**30** Actual: **58°** | **47°** **0.28** in Average: **70°** | **46°** **0.14** in	**31** Actual: **71°** | **54°** **0.06** in Average: **70°** | **46°** **0.14** in

Calendar Legend

Sunny / Clear · Mostly Cloudy · Partly Cloudy · Cloudy · Rain · Snow

Hail Flurries · Thunderstorms · Hazy / Fog · Sleet · '?' denotes 'chance of' · Unknown

report this ad

report this ad

Weather History for KFSM - November, 2015

Today Forecast

November Precip Stats: Actual Month to Date: **3.27** in | Average Month to Date: **1.92** in | Average Month Total: **4.44** in

Sunday	Monday	Tuesday	Wednesday	Thursday	Friday	Saturday
1 Actual: **71°** | **53°** **0.00** in Average: **70°** | **46°** **0.15** in	**2** Actual: **72°** | **52°** **0.00** in Average: **69°** | **45°** **0.14** in	**3** Actual: **67°** | **50°** **0.00** in Average: **69°** | **45°** **0.15** in	**4** Actual: **77°** | **60°** **0.00** in Average: **68°** | **45°** **0.15** in	**5** Actual: **70°** | **61°** **1.93** in Average: **68°** | **44°** **0.15** in	**6** Actual: **70°** | **55°** **0.00** in Average: **67°** | **44°** **0.15** in	**7** Actual: **66°** | **48°** **0.00** in Average: **67°** | **44°** **0.15** in
8 Actual: **64°** | **39°** **0.00** in Average: **66°** | **43°** **0.15** in	**9** Actual: **67°** | **38°** **0.00** in Average: **66°** | **43°** **0.15** in	**10** Actual: **76°** | **43°** **0.00** in Average: **66°** | **43°** **0.15** in	**11** Actual: **80°** | **52°** **0.08** in Average: **65°** | **42°** **0.16** in	**12** Actual: **67°** | **40°** **T** in Average: **65°** | **42°** **0.15** in	**13** Actual: **69°** | **32°** **0.00** in Average: **64°** | **41°** **0.16** in	**14** Actual: **68°** | **34°** **0.00** in Average: **64°** | **41°** **0.16** in
15 Actual: **60°** | **45°** **0.27** in Average: **63°** | **41°** **0.15** in	**16** Actual: **61°** | **50°** **0.95** in Average: **63°** | **40°** **0.15** in	**17** Forecast: **58°** | **44°** **0.48** in Average: **60°** | **38°** **0.11** in	**18** Forecast: **64°** | **43°** **0.0** in Average: **62°** | **39°** **0.15** in	**19** Forecast: **64°** | **40°** **0.0** in Average: **61°** | **39°** **0.15** in	**20** Forecast: **62°** | **40°** **0.21** in Average: **61°** | **39°** **0.15** in	**21** Forecast: **50°** | **30°** **0.02** in Average: **60°** | **38°** **0.14** in
22 Forecast: **52°** | **34°** **0.0** in Average: **60°** | **38°** **0.14** in	**23** Forecast: **57°** | **38°** **0.0** in Average: **59°** | **37°** **0.15** in	**24** Forecast: **58°** | **43°** **0.18** in Average: **59°** | **37°** **0.14** in	**25** Forecast: **57°** | **50°** **0.41** in Average: **58°** | **37°** **0.14** in	**26** Forecast: **56°** | **50°** **0.38** in Average: **58°** | **36°** **0.14** in	**27** Record: **81°** | **13°** **1.02** in Average: **57°** | **36°** **0.14** in	**28** Record: **79°** | **11°** **0.99** in Average: **57°** | **36°** **0.15** in
29 Record: **78°** | **8°** **1.69** in Average: **56°** | **35°** **0.14** in	**30** Record: **79°** | **16°** **2.53** in Average: **56°** | **35°** **0.14** in					

Calendar Legend



report this ad

Appendix C

Risk Calculations and Input Parameters

Contents:

C.1 Toxicity Values

C.2 Physical and Chemical Properties

C.3 Soil Moisture Profile for Residential Building (Slab-on-Grade) for Risk Calculations from Groundwater Monitoring Wells

C.4 Normalized Indoor Air Concentration in a Residential Building (Slab-on-Grade) due to Vapor Intrusion from Groundwater Monitoring Wells

C.5 Cancer Risk and Hazard Index Calculations for Vapor Intrusion into a Residential Building (Slab-on-Grade) from Groundwater Monitoring Wells in the Neighborhood

C.6 Soil Moisture Profile for Residential Building (Slab-on-Grade) at Soil Vapor Monitoring Point VP-5 (Parcel 1)

C.7 Normalized Indoor Air Concentration in a Residential Building (Slab-on-Grade) due to Vapor Intrusion from Perched Water at VP-5 (Parcel 1)

C.8 Cancer Risk and Hazard Index Calculations for Vapor Intrusion into a Residential Building (Slab-on-Grade) from Perched Water at VP-5 (Parcel 1)

C.9 Soil Moisture Profile for Residential Building (Slab-on-Grade) at Soil Vapor Monitoring Point VP-6 (Parcel 1)

C.10 Normalized Indoor Air Concentration in a Residential Building (Slab-on-Grade) due to Vapor Intrusion from Perched Water at VP-6 (Parcel 1)

C.11 Cancer Risk and Hazard Index Calculations for Vapor Intrusion into a Residential Building (Slab-on-Grade) from Perched Water at VP-6 (Parcel 1)

C.12 Cancer Risk and Hazard Index Calculations for Vapor Intrusion into a Residential Building (Slab-on-Grade) from Soil Vapor at VP-7 (Parcel 2)

C.13 Soil Moisture Profile for Residential Building (Slab-on-Grade) at Soil Vapor Monitoring Point VP-8 (Parcel 2)

C.14 Normalized Indoor Air Concentration in a Residential Building (Slab-on-Grade) due to Vapor Intrusion from Perched Water at VP-8 (Parcel 2)

C.15 Cancer Risk and Hazard Index Calculations for Vapor Intrusion into a Residential Building (Slab-on-Grade) from Perched Water at VP-8 (Parcel 2)

C.16 Cancer Risk and Hazard Index Calculations for Vapor Intrusion into a Residential Building (Slab-on-Grade) from Soil Vapor at VP-9 (Parcel 3)

C.17 Soil Moisture Profile for Residential Building (Slab-on-Grade) at Soil Vapor Monitoring Point VP-10 (Parcel 3)

C.18 Normalized Indoor Air Concentration in a Residential Building (Slab-on-Grade) due to Vapor Intrusion from Perched Water at VP-10 (Parcel 3)

C.19 Cancer Risk and Hazard Index Calculations for Vapor Intrusion into a Residential Building (Slab-on-Grade) from Perched Water at VP-10 (Parcel 3)

C.20 Soil Moisture Profile for Residential Building (Slab-on-Grade) at Shallow Groundwater Monitoring Well MW-177 (Parcel 4)

C.21 Normalized Indoor Air Concentration in a Residential Building (Slab-on-Grade) due to Vapor Intrusion from Shallow Groundwater at MW-177 (Parcel 4)

C.22 Cancer Risk and Hazard Index Calculations for Vapor Intrusion into a Residential Building (Slab-on-Grade) from Shallow Groundwater at MW-177 (Parcel 4)

C.23 Soil Moisture Profile for Residential Building (Slab-on-Grade) at Groundwater Monitoring Well MW-71 (Parcel 4)

C.24 Normalized Indoor Air Concentration in a Residential Building (Slab-on-Grade) due to Vapor Intrusion from Groundwater at MW-71 (Parcel 4)

C.25 Cancer Risk and Hazard Index Calculations for Vapor Intrusion into a Residential Building (Slab-on-Grade) from Groundwater at MW-71 (Parcel 4)

C.26 Soil Moisture Profile for Residential Building (Slab-on-Grade) at Soil Vapor Monitoring Point VP-15 (Parcel 6)

C.27 Normalized Indoor Air Concentration in a Residential Building (Slab-on-Grade) due to Vapor Intrusion from Perched Water at VP-15 (Parcel 6)

C.28 Cancer Risk and Hazard Index Calculations for Vapor Intrusion into a Residential Building (Slab-on-Grade) from Perched Water at VP-15 (Parcel 6)

C.29 Soil Moisture Profile for Residential Building (Slab-on-Grade) at Groundwater Monitoring Well MW-55R (Parcel 6)

C.30 Normalized Indoor Air Concentration in a Residential Building (Slab-on-Grade) due to Vapor Intrusion from Groundwater at MW-55R (Parcel 6)

C.31 Cancer Risk and Hazard Index Calculations for Vapor Intrusion into a Residential Building (Slab-on-Grade) from Groundwater at MW-55R (Parcel 6)

C.32 Soil Moisture Profile for Residential Building (Slab-on-Grade) at Shallow Groundwater Monitoring Well MW-180 (Parcel 5)

C.33 Normalized Indoor Air Concentration in a Residential Building (Slab-on-Grade) due to Vapor Intrusion from Shallow Groundwater at MW-180 (Parcel 5)

C.34 Cancer Risk and Hazard Index Calculations for Vapor Intrusion into a Residential Building (Slab-on-Grade) from Shallow Groundwater at MW-180 (Parcel 5)

C.35 Soil Moisture Profile for Residential Building (Slab-on-Grade) at Shallow Groundwater Monitoring Well MW-178 (Parcel 5)

C.36 Normalized Indoor Air Concentration in a Residential Building (Slab-on-Grade) due to Vapor Intrusion from Shallow Groundwater at MW-178 (Parcel 5)

C.37 Cancer Risk and Hazard Index Calculations for Vapor Intrusion into a Residential Building (Slab-on-Grade) from Shallow Groundwater at MW-178 (Parcel 5)

C.38 Soil Moisture Profile for Residential Building (Slab-on-Grade) at Groundwater Monitoring Well MW-33R (Parcel 5)

C.39 Normalized Indoor Air Concentration in a Residential Building (Slab-on-Grade) due to Vapor Intrusion from Groundwater at MW-33R (Parcel 5)

C.40 Cancer Risk and Hazard Index Calculations for Vapor Intrusion into a Residential Building (Slab-on-Grade) from Groundwater at MW-33R (Parcel 5)

Attachment C.1: Toxicity Values
Whirlpool, Fort Smith, Arkansas

Chem Group	Chemical	CASRN	Cancer Classification		ADAF			URF ($mg/m^3)^{-1}$			RfC (mg/m^3)			
			Group	Ref	Y/N	f_{oral}	f_{inh}	Value	Ref	Notes	Value	UF	Ref	Notes
VOC	Acetone	67-64-1	ID	1	N						3.1E+01	100	129	111
VOC	Benzene	71-43-2	A	1	N			7.8E-03	1	60	3.0E-02	300	1	
VOC	Bromoform	75-25-2	B2	1	N			1.1E-03	1				126	90
VOC	Bromomethane	74-83-9	ID	126	N						5.0E-03	100	1	
VOC	2-Butanone	78-93-3	ID	1	N						5.0E+00	300	1	
VOC	Carbon Disulfide	75-15-0			N						7.0E-01	30	1	
VOC	Chlorobenzene	108-90-7	D	1	N						5.0E-02	1,000	126	
VOC	Chloroform	67-66-3	B2	1	N			2.3E-02	1		5.0E-02	100	117	
VOC	Chloromethane	74-87-3	D	1	N						9.0E-02	1,000	1	
VOC	Dibromochloromethane	124-48-1	C	1	N								126	90
VOC	1,1-Dichloroethane	75-34-3	SC	126	N				126	90	5.0E-01	1,000	2	3
VOC	1,2-Dichloroethane	107-06-2	B2	1	N			2.6E-02	1		7.0E-03	3,000	126	
VOC	1,1-Dichloroethene	75-35-4	C	1	N						2.0E-01	30	1	
VOC	cis-1,2-Dichloroethene	156-59-2	ID	1	N								1	90
VOC	trans-1,2-Dichloroethene	156-60-5	ID	1	N								1	90
VOC	1,2-Dichloropropane	78-87-5	B2	2	N						4.0E-03	300	1	
VOC	2-Hexanone	591-78-6	ID	1	N						3.0E-02	3,000	1	
VOC	4-Methyl-2-pentanone	108-10-1	ID	1	N						3.0E+00	300	1	
VOC	Tetrachloroethene	127-18-4	LC	1	N			2.6E-04	1		4.0E-02	1,000	1	
VOC	Toluene	108-88-3	ID	1	N						5.0E+00	10	1	
VOC	Trichloroethene	79-01-6	HC	1	Y	0.202	0.244	4.1E-03	1	159	2.0E-03	100	1	
VOC	Vinyl Chloride	75-01-4	A	1	N			4.4E-03	1	79	1.0E-01	30	1	

Toxicity values were selected following the hierarchy of sources defined by USEPA (Human Health Toxicity Values in Superfund Risk Assessment, 2003), as discussed in Appendix A, Section 4 of the ADEQ-approved Revised Risk Management Plan, which was used as the basis for the ADEQ Remedial Action Decision. Values are current as of September 4, 2015.

References

1 USEPA. Integrated Risk Information System (IRIS). On-line database.

2 USEPA. 1997. Health Effects Assessment Summary Tables (HEAST). FY-1997 Update. EPA 540/R-97-036. July.

117 USEPA. NCEA. 2003. Risk Assessment Issue Paper for: Derivation of Provisional Subchronic and Chronic RfCs for Chloroform [CASRN 67-66-3]. January 23.

126 Provisional Peer Reviewed Toxicity Values for Superfund (PPRTV) Database.

129 ATSDR. 2013. Minimal Risk Levels. March.

Notes:

3 HEAST Alternate Method.

60 IRIS provides a range of 2.2E-6 to 7.8E-6 (ug/m3)-1 as the inhalation URF for Benzene.

79 For evaluating partial lifetime exposures that include early-life exposure, the unit risk factor is also used in risk calculations that do not prorate the early-life exposure, per USEPA's May 2000 Toxicological Review.

90 Inadequate data exist to derive a toxicity value, according to the indicated reference.

111 Value as published is an MRL in the indicated reference.

159 Because the chemical has a mutagenic mode of action according to USEPA, the SF and URF are adjusted by the following age-dependent adjustment factors (ADAFs) before use: 10 for ages 0 to 2; 3 for ages 2 to 16; and 1 for ages 16 and older (USEPA 2005).

Attachment C.2: Physical and Chemical Properties
Whirlpool, Fort Smith, Arkansas

Chem Group	Chemical	CASRN	H (unitless)				D_{air} (m^2/d)		D_{water} (m^2/d)		HENRY Ref Temp (°C)
			Value	Adjusted	Ref	Notes	Value	Ref	Value	Ref	Value
VOC	Acetone	67-64-1	1.6E-03	1.1E-03	44		1.1E+00	44	9.8E-05	44	2.5E+01
VOC	Benzene	71-43-2	2.3E-01	1.6E-01	44		7.6E-01	44	8.5E-05	44	2.5E+01
VOC	Bromoform	75-25-2	2.2E-02	1.3E-02	44		1.3E-01	44	8.9E-05	44	2.5E+01
VOC	Bromomethane	74-83-9	2.6E-01	2.0E-01	44		6.3E-01	44	1.0E-04	44	2.5E+01
VOC	2-Butanone	78-93-3	2.3E-03	2.0E-03	50.3	123	7.0E-01	69	8.5E-05	69	2.0E+01
VOC	Carbon Disulfide	75-15-0	1.2E+00	9.3E-01	44		9.0E-01	44	8.6E-05	44	2.5E+01
VOC	Chlorobenzene	108-90-7	1.5E-01	9.8E-02	44		6.3E-01	44	7.5E-05	44	2.5E+01
VOC	Chloroform	67-66-3	1.5E-01	1.1E-01	44		9.0E-01	44	8.6E-05	44	2.5E+01
VOC	Chloromethane	74-87-3	3.6E-01	3.3E-01	50.1	92, 123	1.1E+00	69	5.6E-05	69	2.0E+01
VOC	Dibromochloromethane	124-48-1	3.2E-02	2.4E-02	44		1.7E-01	44	9.1E-05	44	2.5E+01
VOC	1,1-Dichloroethane	75-34-3	2.3E-01	1.7E-01	44		6.4E-01	44	9.1E-05	44	2.5E+01
VOC	1,2-Dichloroethane	107-06-2	4.0E-02	2.7E-02	44		9.0E-01	44	8.6E-05	44	2.5E+01
VOC	1,1-Dichloroethene	75-35-4	1.1E+00	8.1E-01	44		7.8E-01	44	9.0E-05	44	2.5E+01
VOC	cis-1,2-Dichloroethene	156-59-2	1.7E-01	1.2E-01	44		6.4E-01	44	9.8E-05	44	2.5E+01
VOC	trans-1,2-Dichloroethene	156-60-5	3.9E-01	2.8E-01	44		6.1E-01	44	1.0E-04	44	2.5E+01
VOC	1,2-Dichloropropane	78-87-5	1.2E-01	7.8E-02	44		6.8E-01	44	7.5E-05	44	2.5E+01
VOC	2-Hexanone	591-78-6	3.8E-03	3.2E-03	68		7.4E-01	52	7.6E-05	52	2.5E+01
VOC	4-Methyl-2-pentanone	108-10-1	5.6E-03	4.7E-03	50.3	123	6.5E-01	40	6.7E-05	40	2.0E+01
VOC	Tetrachloroethene	127-18-4	7.5E-01	4.9E-01	44		6.2E-01	44	7.1E-05	44	2.5E+01
VOC	Toluene	108-88-3	2.7E-01	1.8E-01	44		7.5E-01	44	7.4E-05	44	2.5E+01
VOC	Trichloroethene	79-01-6	4.2E-01	2.9E-01	44		6.8E-01	44	7.9E-05	44	2.5E+01
VOC	Vinyl Chloride	75-01-4	1.1E+00	9.0E-01	44		9.2E-01	44	1.1E-04	71	2.5E+01

Physical and chemical parameters were selected following the hierarchy of sources used by USEPA (Soil Screening Guidance: Technical Background Document, 1996), as discussed in Appendix A, Section 54 of the ADEQ-approved Revised Risk Management Plan, which was used as the basis for the ADEQ Remedial Action Decision.

References:

40 Research Triangle Institute, Center for Environmental Analysis. 1995. Supplemental Technical Support Document for Hazardous Waste Identification Rule: Risk Assessment for Human and Ecological Receptors--Volume 1, TABLE A-1. November 1995.

44 USEPA. 1996. Soil Screening Guidance: Technical Background Document and User Guide. Office of Emergency and Remedial Response. EPA/540/R-95/128. May.

50.1 USEPA. 1997. Superfund Chemical Data Matrix (SCDM). Office of Emergency and Remedial Response. September 12.

50.3 USEPA. 20014. Superfund Chemical Data Matrix (SCDM). Office of Superfund Remediation and Technology Innovation. June 20, 2014.

52 USEPA. 1997. CHEM9 Compound Properties Estimation and Data. Version 1.00. Office of Air Quality Planning and Standards. July.

68 PHYSPROP data base. Syracuse Research Corporation.

69 USEPA. 2004. WATER9. Version 2.0.0. Office of Air Quality Planning and Standards. July.

71 USEPA. 2002. Supplemental Guidance for Developing Soil Screening Levels for Superfund Sites. Office of Solid Waste and Emergency Response. OSWER 9355.4-24. December.

Notes:

92 Indicated source cites CHEMFATE.

123 Value has been assigned a default reference temperature.

RAMBOLL ENVIRON

Attachment C.3: Soil Moisture Profile for Residential Building (Slab-on-Grade) for Risk Calculations from Groundwater Monitoring Wells Whirlpool, Fort Smith, Arkansas

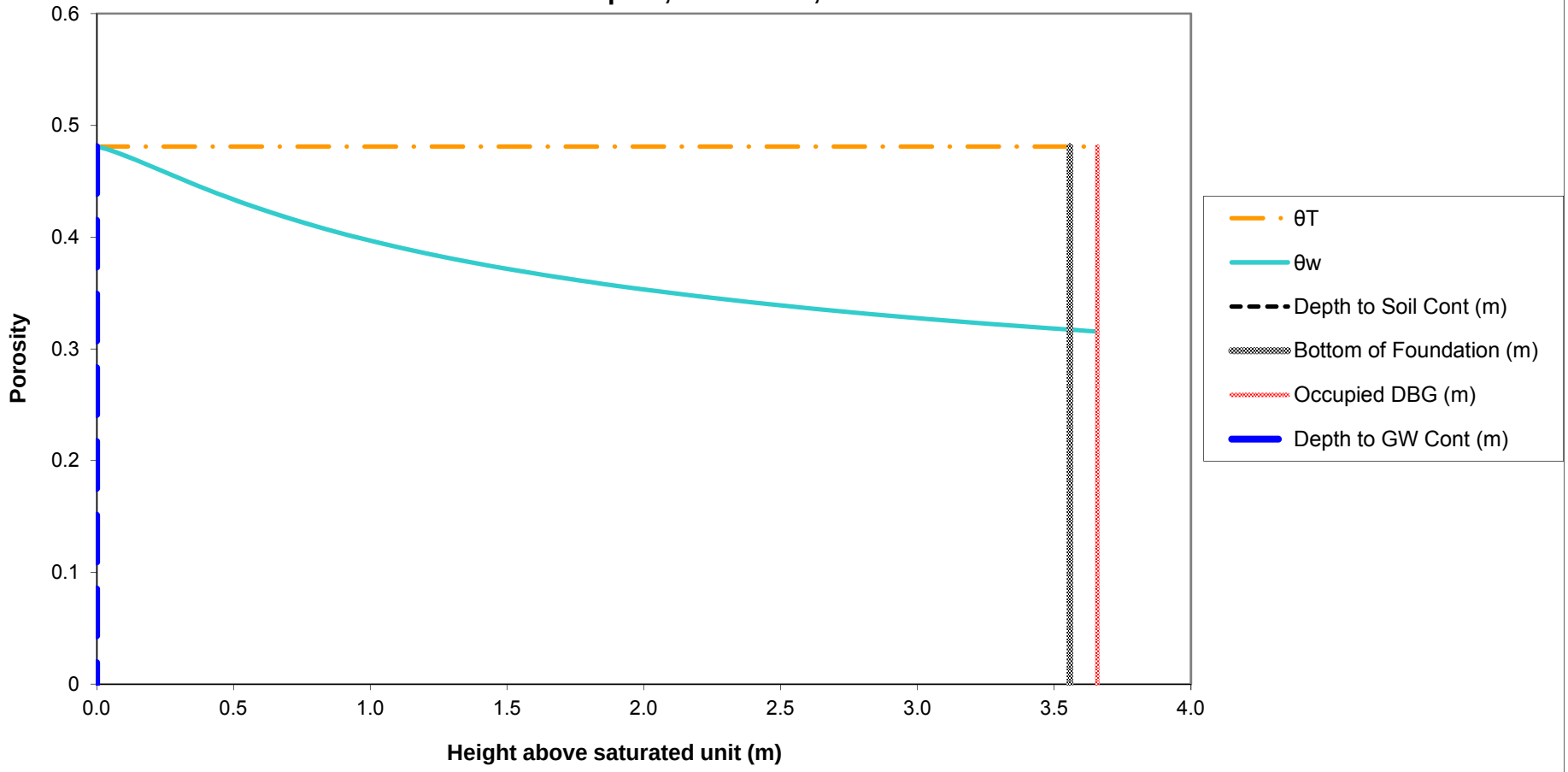

Notes:
The soil-water profile in the vadose zone is estimated using the van Genuchten soil-water retention equation with default water retention parameters appropriate for silt clay, as discussed in Appendix A, Section 3.3.1 of the ADEQ-approved Revised Risk Management Plan, which was used as the basis for the ADEQ Remedial Action Decision.

RAMBOLL ENVIRON

Attachment C.4: Normalized Indoor Air Concentration in a Residential Building (Slab-on-Grade) due to Vapor Intrusion from Groundwater Monitoring Wells
Whirlpool, Fort Smith, Arkansas

Chem Group	Chemical	CASRN	D_{air} (m^2/day)	D_{water} (m^2/day)	H (unitless)	D_{crack} (m^2/day)	D_{eff}^T (m^2/day)	α_{soil}	α_{slab}	α_{∞}	C_{bldg} (L-water/m^3)
VOC	Acetone	67-64-1	1.07E+00	9.85E-05	1.14E-03	1.72E-01	1.87E-02	6.80E-02	2.73E-03	1.86E-04	2.12E-04
VOC	Benzene	71-43-2	7.60E-01	8.47E-05	1.59E-01	1.22E-01	8.15E-04	3.17E-03	2.73E-03	8.67E-06	1.38E-03
VOC	Bromoform	75-25-2	1.29E-01	8.90E-05	1.34E-02	2.07E-02	1.64E-03	6.37E-03	2.73E-03	1.74E-05	2.33E-04
VOC	Bromomethane	74-83-9	6.29E-01	1.05E-04	2.01E-01	1.01E-01	7.43E-04	2.89E-03	2.73E-03	7.90E-06	1.59E-03
VOC	2-Butanone	78-93-3	6.98E-01	8.47E-05	2.00E-03	1.12E-01	9.94E-03	3.74E-02	2.73E-03	1.02E-04	2.04E-04
VOC	Carbon Disulfide	75-15-0	8.99E-01	8.64E-05	9.26E-01	1.44E-01	2.93E-04	1.14E-03	2.73E-03	3.12E-06	2.89E-03
VOC	Chloroform	67-66-3	8.99E-01	8.64E-05	1.07E-01	1.44E-01	1.11E-03	4.32E-03	2.73E-03	1.18E-05	1.27E-03
VOC	Chloromethane	74-87-3	1.09E+00	5.62E-05	3.33E-01	1.75E-01	4.61E-04	1.80E-03	2.73E-03	4.90E-06	1.63E-03
VOC	Dibromochloromethane	124-48-1	1.69E-01	9.07E-05	2.38E-02	2.72E-02	1.27E-03	4.94E-03	2.73E-03	1.35E-05	3.21E-04
VOC	1,1-Dichloroethene	75-35-4	7.78E-01	8.99E-05	8.10E-01	1.25E-01	3.12E-04	1.22E-03	2.73E-03	3.32E-06	2.69E-03
VOC	cis-1,2-Dichloroethene	156-59-2	6.36E-01	9.76E-05	1.19E-01	1.02E-01	9.72E-04	3.78E-03	2.73E-03	1.03E-05	1.22E-03
VOC	trans-1,2-Dichloroethene	156-60-5	6.11E-01	1.03E-04	2.81E-01	9.81E-02	5.96E-04	2.32E-03	2.73E-03	6.35E-06	1.79E-03
VOC	4-Methyl-2-pentanone	108-10-1	6.48E-01	6.74E-05	4.71E-03	1.04E-01	4.81E-03	1.84E-02	2.73E-03	5.03E-05	2.37E-04
VOC	Toluene	108-88-3	7.52E-01	7.43E-05	1.80E-01	1.21E-01	6.97E-04	2.71E-03	2.73E-03	7.41E-06	1.34E-03
VOC	Trichloroethene	79-01-6	6.83E-01	7.86E-05	2.88E-01	1.10E-01	5.23E-04	2.04E-03	2.73E-03	5.57E-06	1.60E-03
VOC	Vinyl Chloride	75-01-4	9.16E-01	1.06E-04	9.00E-01	1.47E-01	3.44E-04	1.34E-03	2.73E-03	3.66E-06	3.30E-03
Notes:	**Crack Soil and Building Characteristics**			**Crack Soil**							
	SCS Soil texture class			Sand							
	Bulk density	kg/L	ρ_b	1.66							
	Total porosity	L/L-soil	θ_T	0.375							
	Water-filled porosity	L/L-soil	θ_w	0.054							
	Air-filled porosity	L/L-soil	θ_a	0.321							
	Residual saturation	L/L-soil	θ_r	0.053							
	Hydraulic conductivity	cm/s	K	7.4E-03							
	Dynamic viscosity of water	g/cm-s	μ_w	0.01307							
	Density of water	g/cm^3	ρ_w	1.0							
	Gravitational acceleration	cm/s^2	g	980.7							
	Intrinsic permeability	cm^2	k	9.9E-08							
	Relative saturation	unitless	S_e	0.004							
	van Genuchten N	unitless	N	3.177							
	van Genuchten M	unitless	M	0.685							
	Relative air permeability	unitless	k_{rg}	0.998							
	Permeability to vapor	cm^2	k_v	9.89E-08							
	Distance from building foundation to source	m	L_{T-gw}	3.56							
	Bldg foundation thickness	m	L_{crack}	0.1							
	Bldg foundation length	m		10.00							
	Bldg foundation width	m		10.00							
	Bldg occupied height	m		2.44							
	Bldg occupied volume	m^3		244.00							
	Occupied depth below ground	m		0.0							
	Bldg area for vapor intrusion	m^2	A_B	100.0							
	Ratio of A_{crack} to A_B		η	4E-04							
	Area of cracks	m^2	A_{crack}	4E-02							
	Air exchange rate	$hour^{-1}$	ach	0.45							
	Building ventilation rate	m^3/day	Q_{bldg}	2.64E+03							
	Pressure difference between outdoors-indoors	kg/m-s^2	ΔP	1.0							
	Viscosity of air	kg/m-s	μ_a	1.8E-05							
	Crack length (bldg perimeter)	m	X_{crack}	40							
	Crack depth below ground	m	Z_{crack}	0.10							
	Crack radius	m	r_{crack}	1E-03							
	Soil gas flow rate into bldg	m^3/day	Q_{soil}	7.20							
	Indoor air concentrations resulting from groundwater vapor intrusion into a building are estimated using the relationships described by Johnson and Ettinger (Heuristic model for predicting the intrusion rate of contaminant vapors into buildings, 1991), which USEPA recommends for screening level calculations, as discussed in Appendix A, Section 3.3.1 of the ADEQ-approved Revised Risk Management Plan, which was used as the basis for the ADEQ Remedial Action Decision.										
	The effective diffusion term DeffT is calculated based on a silty clay soil, as discussed in Appendix A, Section 3.3.1 of the ADEQ-approved Revised Risk Management Program.										

RAMBOLL ENVIRON

Attachment C.5: Cancer Risk and Hazard Index Calculations for Vapor Intrusion into a Residential Building (Slab-on-Grade) from Groundwater Monitoring Wells in the Neighborhood Whirlpool, Fort Smith, Arkansas

							Cancer				Noncancer	
Chem Group	**Chemical**	**CASRN**	**Carc Class**	**ADAF**	**C_{gw}** (mg/L)	**$C_{building}$** (mg/m^3)	**URF** (m^3/mg)	**f_{inh}**	**Risk**		**RfC** (mg/m^3)	**HQ**
VOC	Acetone	67-64-1	ID	N	8.40E-02	1.78E-05					3.1E+01	5.5E-07
VOC	Benzene	71-43-2	A	N	5.70E-04	7.85E-07	7.8E-03		2.5E-09		3.0E-02	2.5E-05
VOC	Bromoform	75-25-2	B2	N	1.08E-02	2.51E-06	1.1E-03		1.1E-09			
VOC	Bromomethane	74-83-9	ID	N	4.81E-02	7.64E-05					5.0E-03	1.5E-02
VOC	2-Butanone	78-93-3	ID	N	2.69E-01	5.49E-05					5.0E+00	1.1E-05
VOC	Carbon Disulfide	75-15-0		N	8.40E-03	2.43E-05					7.0E-01	3.3E-05
VOC	Chloroform	67-66-3	B2	N	1.60E-03	2.03E-06	2.3E-02		1.9E-08		5.0E-02	3.9E-05
VOC	Chloromethane	74-87-3	D	N	4.54E-02	7.41E-05					9.0E-02	7.9E-04
VOC	Dibromochloromethane	124-48-1	C	N	6.00E-04	1.93E-07						
VOC	1,1-Dichloroethene	75-35-4	C	N	3.50E-03	9.42E-06					2.0E-01	4.5E-05
VOC	cis-1,2-Dichloroethene	156-59-2	ID	N	1.11E-01	1.36E-04						
VOC	trans-1,2-Dichloroethene	156-60-5	ID	N	2.30E-03	4.11E-06						
VOC	4-Methyl-2-pentanone	108-10-1	ID	N	2.60E-03	6.17E-07					3.0E+00	2.0E-07
VOC	Toluene	108-88-3	ID	N	4.70E-04	6.28E-07					5.0E+00	1.2E-07
VOC	Trichloroethene	79-01-6	HC	Y	4.20E-01	6.74E-04	4.1E-03	0.2439	1.6E-06		2.0E-03	3.2E-01
VOC	Vinyl Chloride	75-01-4	A	N	1.20E-03	3.96E-06	4.4E-03		2.5E-08		1.0E-01	3.8E-05
							Cumulative Risk:		2E-06		**HI:**	3E-01
Note:												
f_{inh} is the fraction of the inhalation toxicity value that USEPA identified as having a mutagenic mode of action.												
Only VOCs detected in the 4th Quarter 2015 groundwater samples from wells in the neighborhood are shown.												
Risks were calculated assuming residential exposure to groundwater-derived vapors in indoor air for 24 hours per day and 350 days per year for 30 years.												

Attachment C.6: Soil Moisture Profile for Residential Building (Slab-on-Grade) at Soil Vapor Monitoring Point VP-5 (Parcel 1) Whirlpool, Fort Smith, Arkansas

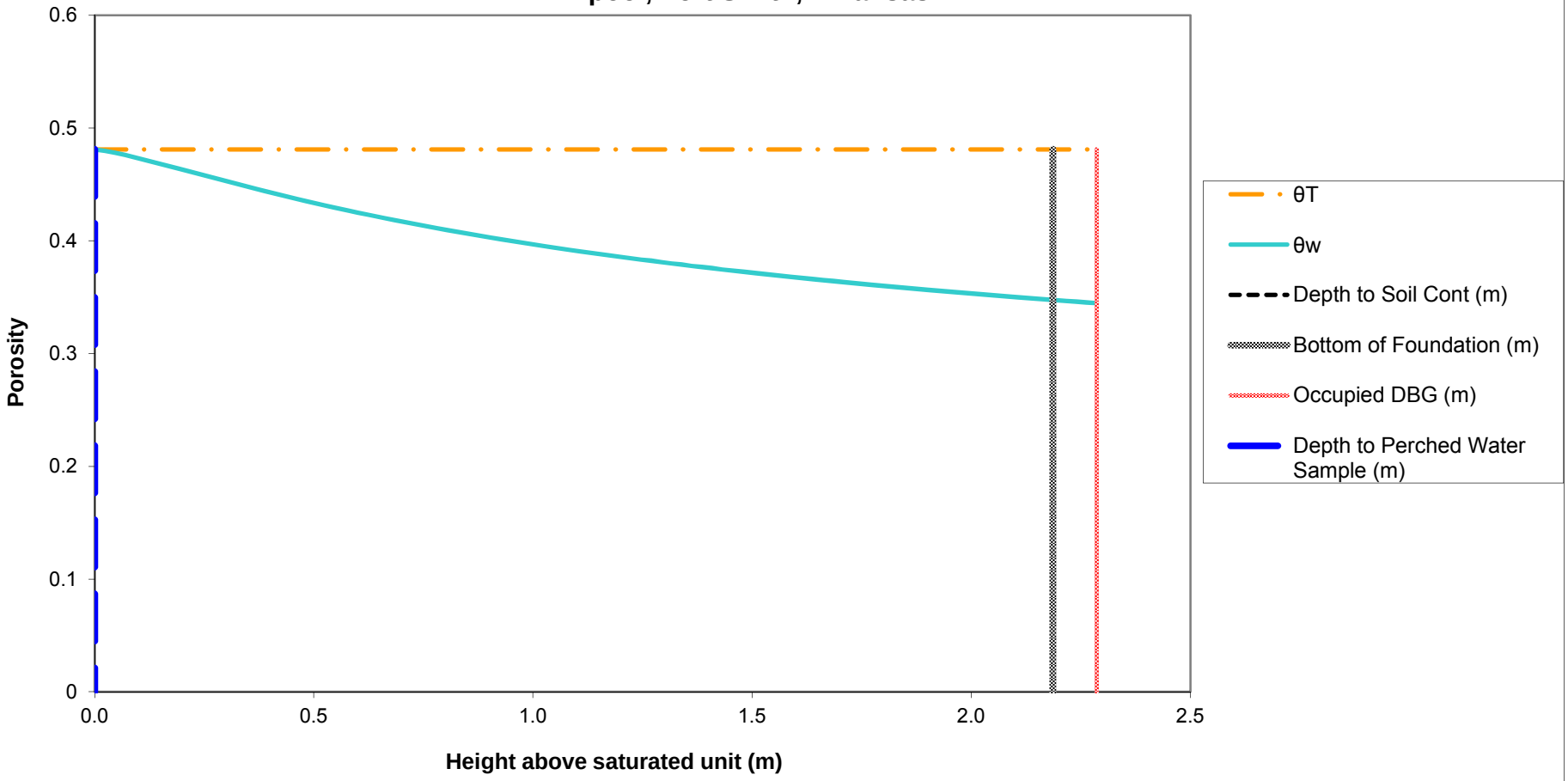

Notes:
The soil-water profile in the vadose zone is estimated using the van Genuchten soil-water retention equation with default water retention parameters appropriate for silt clay, as discussed in Appendix A, Section 3.3.1 of the ADEQ-approved Revised Risk Management Plan, which was used as the basis for the ADEQ Remedial Action Decision.

RAMBOLL ENVIRON

Attachment C.7: Normalized Indoor Air Concentration in a Residential Building (Slab-on-Grade) due to Vapor Intrusion from Perched Water at VP-5 (Parcel 1) Whirlpool, Fort Smith, Arkansas

Chem Group	Chemical	CASRN	D_{air} (m^2/day)	D_{water} (m^2/day)	H (unitless)	D_{crack} (m^2/day)	D_{eff}^T (m^2/day)	α_{soil}	α_{slab}	α_{∞}	C_{bldg} (L-water/m^3)
VOC	Acetone	67-64-1	1.07E+00	9.85E-05	1.14E-03	1.68E-01	1.93E-02	1.09E-01	2.73E-03	2.99E-04	3.41E-04
VOC	Benzene	71-43-2	7.60E-01	8.47E-05	1.59E-01	1.19E-01	5.27E-04	3.34E-03	2.73E-03	9.13E-06	1.45E-03
VOC	Bromomethane	74-83-9	6.29E-01	1.05E-04	2.01E-01	9.84E-02	4.84E-04	3.06E-03	2.73E-03	8.37E-06	1.68E-03
VOC	2-Butanone	78-93-3	6.98E-01	8.47E-05	2.00E-03	1.09E-01	9.88E-03	5.91E-02	2.73E-03	1.61E-04	3.23E-04
VOC	Carbon Disulfide	75-15-0	8.99E-01	8.64E-05	9.26E-01	1.41E-01	1.82E-04	1.15E-03	2.73E-03	3.15E-06	2.92E-03
VOC	Chlorobenzene	108-90-7	6.31E-01	7.52E-05	9.77E-02	9.87E-02	6.16E-04	3.90E-03	2.73E-03	1.07E-05	1.04E-03
VOC	Chloroform	67-66-3	8.99E-01	8.64E-05	1.07E-01	1.41E-01	7.25E-04	4.59E-03	2.73E-03	1.25E-05	1.35E-03
VOC	Chloromethane	74-87-3	1.09E+00	5.62E-05	3.33E-01	1.70E-01	2.88E-04	1.82E-03	2.73E-03	4.98E-06	1.66E-03
VOC	2-Hexanone	591-78-6	7.45E-01	7.57E-05	3.23E-03	1.17E-01	6.19E-03	3.78E-02	2.73E-03	1.03E-04	3.34E-04
VOC	4-Methyl-2-pentanone	108-10-1	6.48E-01	6.74E-05	4.71E-03	1.01E-01	4.12E-03	2.55E-02	2.73E-03	6.97E-05	3.29E-04
VOC	Toluene	108-88-3	7.52E-01	7.43E-05	1.80E-01	1.18E-01	4.47E-04	2.83E-03	2.73E-03	7.74E-06	1.40E-03
Notes:	**Crack Soil and Building Characteristics**			**Crack Soil**							
	SCS Soil texture class			Sand							
	Bulk density	kg/L	ρ_b	1.66							
	Total porosity	L/L-soil	θ_T	0.375							
	Water-filled porosity	L/L-soil	θ_w	0.057							
	Air-filled porosity	L/L-soil	θ_a	0.318							
	Residual saturation	L/L-soil	θ_r	0.053							
	Hydraulic conductivity	cm/s	K	7.4E-03							
	Dynamic viscosity of water	g/cm-s	μ_w	0.01307							
	Density of water	g/cm^3	ρ_w	1.0							
	Gravitational acceleration	cm/s^2	g	980.7							
	Intrinsic permeability	cm^2	k	9.9E-08							
	Relative saturation	unitless	S_e	0.012							
	van Genuchten N	unitless	N	3.177							
	van Genuchten M	unitless	M	0.685							
	Relative air permeability	unitless	k_{rg}	0.992							
	Permeability to vapor	cm^2	k_v	9.84E-08							
	Distance from building foundation to source	m	L_{T-gw}	2.19							
	Bldg foundation thickness	m	L_{crack}	0.1							
	Bldg foundation length	m		10.00							
	Bldg foundation width	m		10.00							
	Bldg occupied height	m		2.44							
	Bldg occupied volume	m^3		244.00							
	Occupied depth below ground	m		0.0							
	Bldg area for vapor intrusion	m^2	A_B	100.0							
	Ratio of A_{crack} to A_B		η	4E-04							
	Area of cracks	m^2	A_{crack}	4E-02							
	Air exchange rate	$hour^{-1}$	ach	0.45							
	Building ventilation rate	m^3/day	Q_{bldg}	2.64E+03							
	Pressure difference between outdoors-indoors	kg/m-s^2	ΔP	1.0							
	Viscosity of air	kg/m-s	μ_a	1.8E-05							
	Crack length (bldg perimeter)	m	X_{crack}	40							
	Crack depth below ground	m	Z_{crack}	0.10							
	Crack radius	m	r_{crack}	1E-03							
	Soil gas flow rate into bldg	m^3/day	Q_{soil}	7.20							
	Indoor air concentrations resulting from groundwater vapor intrusion into a building are estimated using the relationships described by Johnson and Ettinger (Heuristic model for predicting the intrusion rate of contaminant vapors into buildings, 1991), which USEPA recommends for screening level calculations, as discussed in Appendix A, Section 3.3.1 of the ADEQ-approved Revised Risk Management Plan, which was used as the basis for the ADEQ Remedial Action Decision.										
	The effective diffusion term DeffT is calculated based on a silty clay soil, as discussed in Appendix A, Section 3.3.1 of the ADEQ-approved Revised Risk Management Program.										

RAMBOLL ENVIRON

Attachment C.8: Cancer Risk and Hazard Index Calculations for Vapor Intrusion into a Residential Building (Slab-on-Grade) from Perched Water at VP-5 (Parcel 1) Whirlpool, Fort Smith, Arkansas

							Cancer				Noncancer	
Chem Group	**Chemical**	**CASRN**	**Carc Class**	**ADAF**	**C_{gw}** (mg/L)	**$C_{building}$** (mg/m^3)	**URF** (m^3/mg)	**f_{inh}**	**Risk**		**RfC** (mg/m^3)	**HQ**
VOC	Acetone	67-64-1	ID	N	8.70E-02	2.97E-05					3.1E+01	9.2E-07
VOC	Benzene	71-43-2	A	N	9.70E-04	1.41E-06	7.8E-03		4.5E-09		3.0E-02	4.5E-05
VOC	Bromomethane	74-83-9	ID	N	4.80E-03	8.08E-06					5.0E-03	1.5E-03
VOC	2-Butanone	78-93-3	ID	N	2.25E-02	7.26E-06					5.0E+00	1.4E-06
VOC	Carbon Disulfide	75-15-0		N	4.60E-04	1.34E-06					7.0E-01	1.8E-06
VOC	Chlorobenzene	108-90-7	D	N	2.20E-04	2.29E-07					5.0E-02	4.4E-06
VOC	Chloroform	67-66-3	B2	N	3.00E-04	4.04E-07	2.3E-02		3.8E-09		5.0E-02	7.7E-06
VOC	Chloromethane	74-87-3	D	N	1.30E-03	2.16E-06					9.0E-02	2.3E-05
VOC	2-Hexanone	591-78-6	ID	N	7.80E-03	2.61E-06					3.0E-02	8.3E-05
VOC	4-Methyl-2-pentanone	108-10-1	ID	N	1.70E-03	5.59E-07					3.0E+00	1.8E-07
VOC	Toluene	108-88-3	ID	N	3.00E-04	4.19E-07					5.0E+00	8.0E-08
							Cumulative Risk:		8E-09		**HI:**	2E-03
Note:												
f_{inh} is the fraction of the inhalation toxicity value that USEPA identified as having a mutagenic mode of action.												
Only VOCs detected in the 4th Quarter 2015 water sample at VP-5 (Parcel 1) are shown.												
Risks were calculated assuming residential exposure to groundwater-derived vapors in indoor air for 24 hours per day and 350 days per year for 30 years.												

Attachment C.9: Soil Moisture Profile for Residential Building (Slab-on-Grade) at Soil Vapor Monitoring Point VP-6 (Parcel 1) Whirlpool, Fort Smith, Arkansas

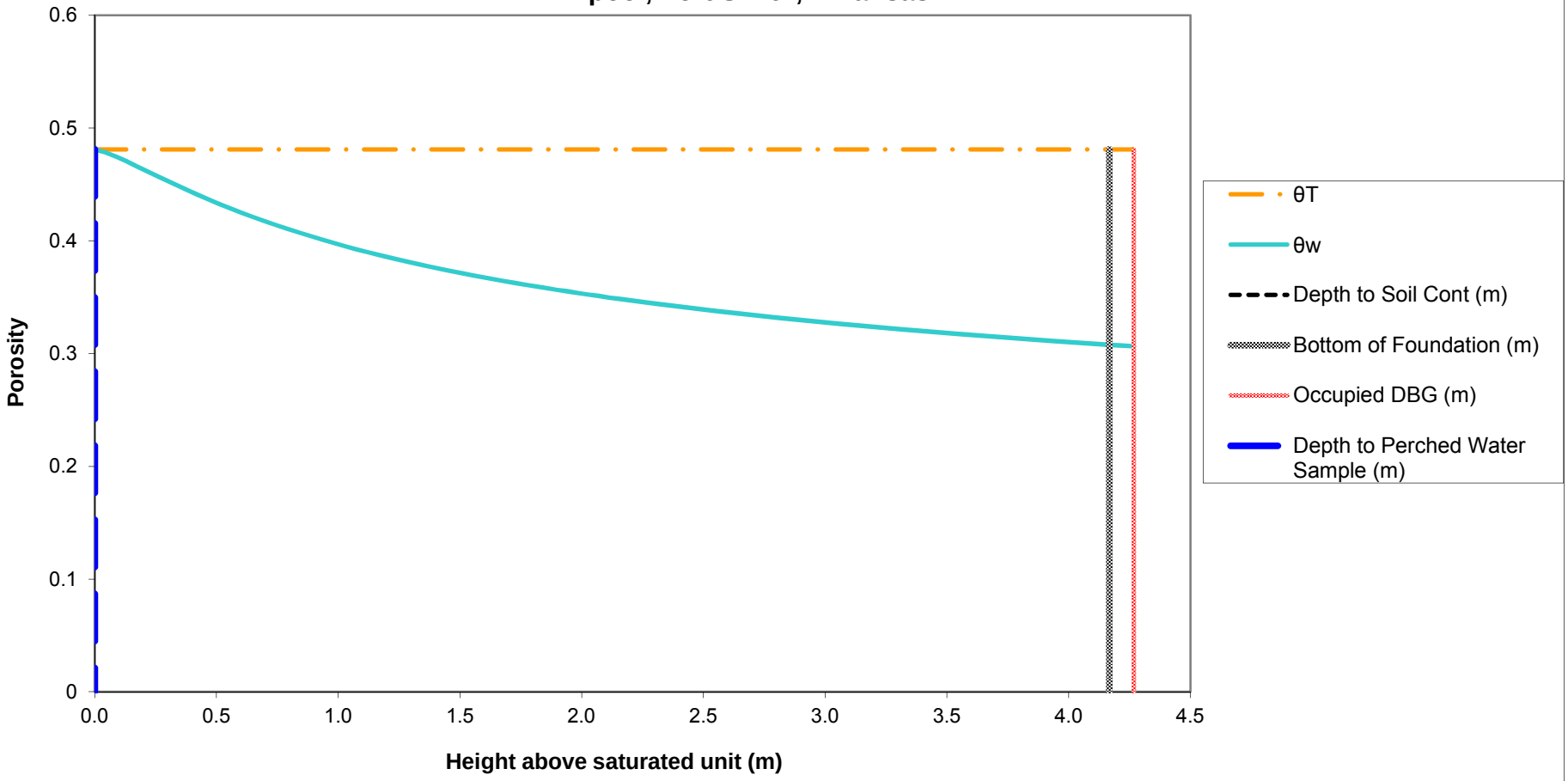

Notes:
The soil-water profile in the vadose zone is estimated using the van Genuchten soil-water retention equation with default water retention parameters appropriate for silt clay, as discussed in Appendix A, Section 3.3.1 of the ADEQ-approved Revised Risk Management Plan, which was used as the basis for the ADEQ Remedial Action Decision.

RAMBOLL ENVIRON

Attachment C.10: Normalized Indoor Air Concentration in a Residential Building (Slab-on-Grade) due to Vapor Intrusion from Perched Water at VP-6 (Parcel 1)
Whirlpool, Fort Smith, Arkansas

Chem Group	Chemical	CASRN	D_{air} (m^2/day)	D_{water} (m^2/day)	H (unitless)	D_{crack} (m^2/day)	D_{eff}^T (m^2/day)	α_{soil}	α_{slab}	α_{∞}	C_{bldg} (L-water/m^3)
VOC	Acetone	67-64-1	1.07E+00	9.85E-05	1.14E-03	1.73E-01	1.89E-02	5.92E-02	2.73E-03	1.62E-04	1.84E-04
VOC	Benzene	71-43-2	7.60E-01	8.47E-05	1.59E-01	1.23E-01	9.37E-04	3.11E-03	2.73E-03	8.50E-06	1.35E-03
VOC	2-Butanone	78-93-3	6.98E-01	8.47E-05	2.00E-03	1.13E-01	1.02E-02	3.28E-02	2.73E-03	8.95E-05	1.79E-04
VOC	Carbon Disulfide	75-15-0	8.99E-01	8.64E-05	9.26E-01	1.45E-01	3.41E-04	1.13E-03	2.73E-03	3.10E-06	2.87E-03
VOC	4-Methyl-2-pentanone	108-10-1	6.48E-01	6.74E-05	4.71E-03	1.04E-01	5.14E-03	1.68E-02	2.73E-03	4.60E-05	2.17E-04
VOC	Toluene	108-88-3	7.52E-01	7.43E-05	1.80E-01	1.21E-01	8.02E-04	2.67E-03	2.73E-03	7.29E-06	1.31E-03
VOC	Trichloroethene	79-01-6	6.83E-01	7.86E-05	2.88E-01	1.10E-01	6.04E-04	2.01E-03	2.73E-03	5.49E-06	1.58E-03
Notes:	**Crack Soil and Building Characteristics**			**Crack Soil**							
	SCS Soil texture class			Sand							
	Bulk density	kg/L	ρ_b	1.66							
	Total porosity	L/L-soil	θ_T	0.375							
	Water-filled porosity	L/L-soil	θ_w	0.054							
	Air-filled porosity	L/L-soil	θ_a	0.321							
	Residual saturation	L/L-soil	θ_r	0.053							
	Hydraulic conductivity	cm/s	K	7.4E-03							
	Dynamic viscosity of water	g/cm-s	μ_w	0.01307							
	Density of water	g/cm^3	ρ_w	1.0							
	Gravitational acceleration	cm/s^2	g	980.7							
	Intrinsic permeability	cm^2	k	9.9E-08							
	Relative saturation	unitless	S_e	0.003							
	van Genuchten N	unitless	N	3.177							
	van Genuchten M	unitless	M	0.685							
	Relative air permeability	unitless	k_{rg}	0.998							
	Permeability to vapor	cm^2	k_v	9.90E-08							
	Distance from building foundation to source	m	L_{T-gw}	4.17							
	Bldg foundation thickness	m	L_{crack}	0.1							
	Bldg foundation length	m		10.00							
	Bldg foundation width	m		10.00							
	Bldg occupied height	m		2.44							
	Bldg occupied volume	m^3		244.00							
	Occupied depth below ground	m		0.0							
	Bldg area for vapor intrusion	m^2	A_B	100.0							
	Ratio of A_{crack} to A_B		η	4E-04							
	Area of cracks	m^2	A_{crack}	4E-02							
	Air exchange rate	$hour^{-1}$	ach	0.45							
	Building ventilation rate	m^3/day	Q_{bldg}	2.64E+03							
	Pressure difference between outdoors-indoors	$kg/m-s^2$	ΔP	1.0							
	Viscosity of air	kg/m-s	μ_a	1.8E-05							
	Crack length (bldg perimeter)	m	X_{crack}	40							
	Crack depth below ground	m	Z_{crack}	0.10							
	Crack radius	m	r_{crack}	1E-03							
	Soil gas flow rate into bldg	m^3/day	Q_{soil}	7.20							
	Indoor air concentrations resulting from groundwater vapor intrusion into a building are estimated using the relationships described by Johnson and Ettinger (Heuristic model for predicting the intrusion rate of contaminant vapors into buildings, 1991), which USEPA recommends for screening level calculations, as discussed in Appendix A, Section 3.3.1 of the ADEQ-approved Revised Risk Management Plan, which was used as the basis for the ADEQ Remedial Action Decision.										
	The effective diffusion term DeffT is calculated based on a silty clay soil, as discussed in Appendix A, Section 3.3.1 of the ADEQ-approved Revised Risk Management Program.										

RAMBOLL ENVIRON

Attachment C.11: Cancer Risk and Hazard Index Calculations for Vapor Intrusion into a Residential Building (Slab-on-Grade) from Perched Water at VP-6 (Parcel 1) Whirlpool, Fort Smith, Arkansas

							Cancer				Noncancer	
Chem Group	**Chemical**	**CASRN**	**Carc Class**	**ADAF**	**C_{gw}** (mg/L)	**$C_{building}$** (mg/m^3)	**URF** (m^3/mg)	**f_{inh}**	**Risk**		**RfC** (mg/m^3)	**HQ**
VOC	Acetone	67-64-1	ID	N	1.22E-02	2.25E-06					3.1E+01	7.0E-08
VOC	Benzene	71-43-2	A	N	5.70E-04	7.70E-07	7.8E-03		2.5E-09		3.0E-02	2.5E-05
VOC	2-Butanone	78-93-3	ID	N	3.70E-03	6.62E-07					5.0E+00	1.3E-07
VOC	Carbon Disulfide	75-15-0		N	5.10E-04	1.46E-06					7.0E-01	2.0E-06
VOC	4-Methyl-2-pentanone	108-10-1	ID	N	5.70E-04	1.24E-07					3.0E+00	3.9E-08
VOC	Toluene	108-88-3	ID	N	2.10E-04	2.76E-07					5.0E+00	5.3E-08
VOC	Trichloroethene	79-01-6	HC	Y	7.50E-04	1.19E-06	4.1E-03	0.2439	2.7E-09		2.0E-03	5.7E-04
							Cumulative Risk:		5E-09		**HI:**	6E-04
Note:												
f_{inh} is the fraction of the inhalation toxicity value that USEPA identified as having a mutagenic mode of action.												
Only VOCs detected in the 4th Quarter 2015 water sample at VP-6 (Parcel 1) are shown.												
Risks were calculated assuming residential exposure to groundwater-derived vapors in indoor air for 24 hours per day and 350 days per year for 30 years.												

Attachment C.12: Cancer Risk and Hazard Index Calculations for Vapor Intrusion into a Residential Building (Slab-on-Grade) from Soil Vapor at VP-7 (Parcel 2) Whirlpool, Fort Smith, Arkansas

							Cancer				Noncancer	
Chem Group	**Chemical**	**CASRN**	**Carc Class**	**ADAF**	**C_{sv}** (mg/m^3)	**$C_{building}$** (mg/m^3)	**URF** (m^3/mg)	**f_{inh}**	**Risk**		**RfC** (mg/m^3)	**HQ**
VOC	1,1-Dichloroethane	75-34-3	SC	N	2.00E-03	6.00E-05					5.0E-01	1.2E-04
VOC	1,2-Dichloroethane	107-06-2	B2	N	4.00E-04	1.20E-05	2.6E-02		1.3E-07		7.0E-03	1.6E-03
VOC	1,1-Dichloroethene	75-35-4	C	N	1.30E-03	3.90E-05					2.0E-01	1.9E-04
VOC	cis-1,2-Dichloroethene	156-59-2	ID	N	1.10E-04	3.30E-06						
VOC	trans-1,2-Dichloroethene	156-60-5	ID	N	6.10E-04	1.83E-05						
VOC	Tetrachloroethene	127-18-4	LC	N	1.40E-03	4.20E-05	2.6E-04		4.5E-09		4.0E-02	1.0E-03
VOC	Trichloroethene	79-01-6	HC	Y	1.30E-03	3.90E-05	4.1E-03	0.244	9.0E-08		2.0E-03	1.9E-02
VOC	Vinyl Chloride	75-01-4	A	N	3.50E-03	1.05E-04	4.4E-03		6.5E-07		1.0E-01	1.0E-03
							Cumulative Risk:		9E-07		**HI:**	2E-02
Note:												
f_{inh} is the fraction of the inhalation toxicity value that USEPA identified as having a mutagenic mode of action.												
Only VOCs detected in the 4th Quarter 2015 soil vapor sample at VP-7 (Parcel 2) are shown.												

Residential risks were calculated assuming residents could be exposed to soil vapor intrusion into indoor air for 24 hours per day and 350 days per year for 30 years.

Indoor air concentrations due to intrusion of soil vapor were calculated using USEPA's 95th percentile subslab soil gas attenuaion factor of 0.03 (EPA's Vapor Intrusion Database: Evaluation and Characterization of Attenuation Factors for Chlorinated Volatile Organic Compounds and Residential Buildings, 2012), as discussed in Appendix A, Section 6.8.2 of the ADEQ-approved Revised Risk Management Plan, which was used as the basis for the ADEQ Remedial Action Decision.

Attachment C.13: Soil Moisture Profile for Residential Building (Slab-on-Grade) at Soil Vapor Monitoring Point VP-8 (Parcel 2) Whirlpool, Fort Smith, Arkansas

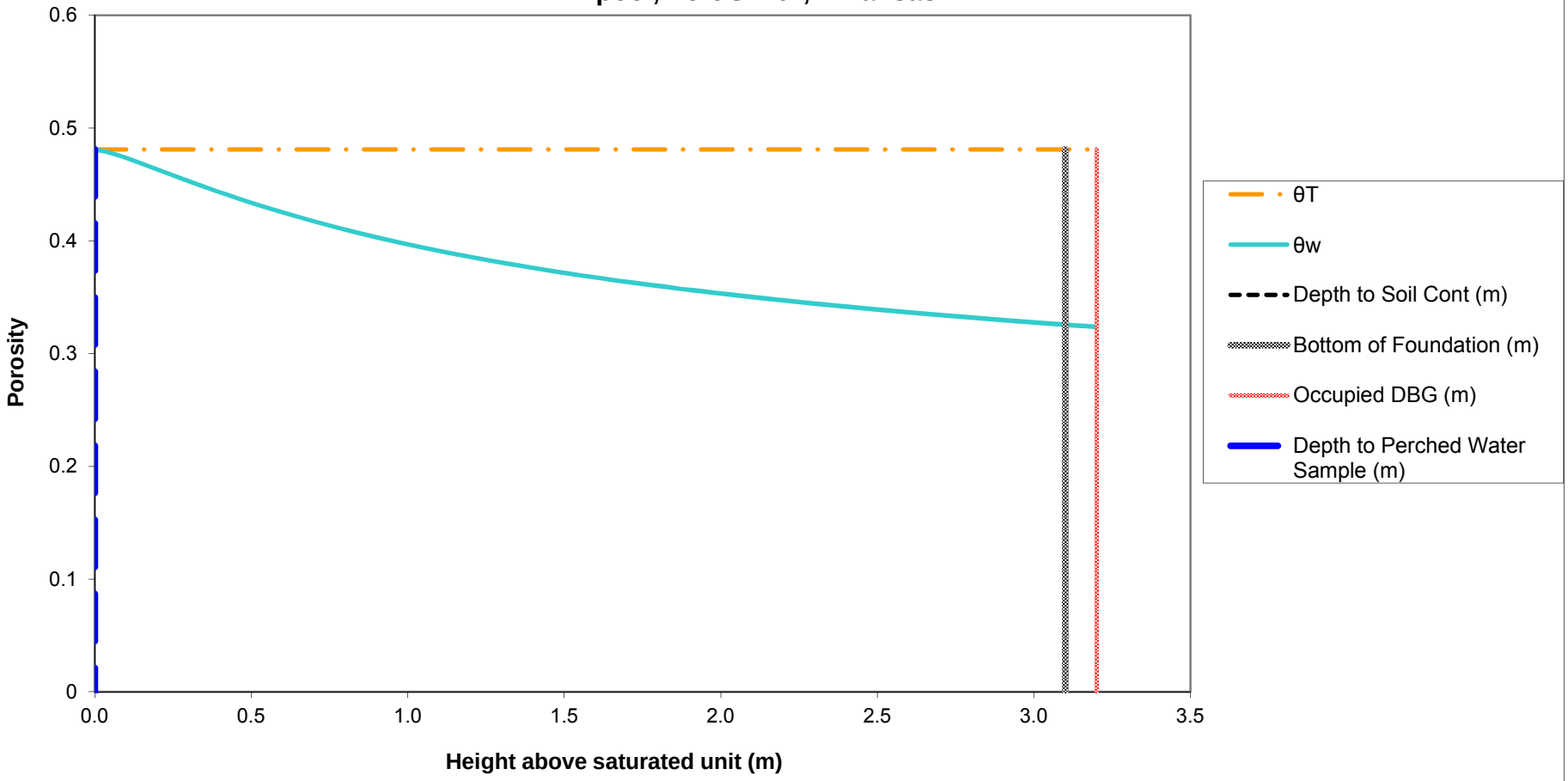

Notes:
The soil-water profile in the vadose zone is estimated using the van Genuchten soil-water retention equation with default water retention parameters appropriate for silt clay, as discussed in Appendix A, Section 3.3.1 of the ADEQ-approved Revised Risk Management Plan, which was used as the basis for the ADEQ Remedial Action Decision.

RAMBOLL ENVIRON

Attachment C.14: Normalized Indoor Air Concentration in a Residential Building (Slab-on-Grade) due to Vapor Intrusion from Perched Water at VP-8 (Parcel 2) Whirlpool, Fort Smith, Arkansas

Chem Group	Chemical	CASRN	D_{air} (m^2/day)	D_{water} (m^2/day)	H (unitless)	D_{crack} (m^2/day)	D_{eff}^T (m^2/day)	α_{soil}	α_{slab}	α_{∞}	C_{bldg} (L-water/m^3)
VOC	Acetone	67-64-1	1.07E+00	9.85E-05	1.14E-03	1.71E-01	1.87E-02	7.73E-02	2.73E-03	2.11E-04	2.41E-04
VOC	Benzene	71-43-2	7.60E-01	8.47E-05	1.59E-01	1.21E-01	7.17E-04	3.20E-03	2.73E-03	8.74E-06	1.39E-03
VOC	2-Butanone	78-93-3	6.98E-01	8.47E-05	2.00E-03	1.12E-01	9.82E-03	4.21E-02	2.73E-03	1.15E-04	2.30E-04
VOC	Chloromethane	74-87-3	1.09E+00	5.62E-05	3.33E-01	1.74E-01	4.01E-04	1.79E-03	2.73E-03	4.90E-06	1.63E-03
VOC	2-Hexanone	591-78-6	7.45E-01	7.57E-05	3.23E-03	1.19E-01	6.59E-03	2.87E-02	2.73E-03	7.83E-05	2.53E-04
VOC	4-Methyl-2-pentanone	108-10-1	6.48E-01	6.74E-05	4.71E-03	1.04E-01	4.55E-03	2.00E-02	2.73E-03	5.46E-05	2.57E-04
VOC	Toluene	108-88-3	7.52E-01	7.43E-05	1.80E-01	1.20E-01	6.11E-04	2.73E-03	2.73E-03	7.46E-06	1.35E-03
VOC	Trichloroethene	79-01-6	6.83E-01	7.86E-05	2.88E-01	1.09E-01	4.58E-04	2.05E-03	2.73E-03	5.59E-06	1.61E-03
Notes:	**Crack Soil and Building Characteristics**			**Crack Soil**							
	SCS Soil texture class			Sand							
	Bulk density	kg/L	ρ_b	1.66							
	Total porosity	L/L-soil	θ_T	0.375							
	Water-filled porosity	L/L-soil	θ_w	0.055							
	Air-filled porosity	L/L-soil	θ_a	0.320							
	Residual saturation	L/L-soil	θ_r	0.053							
	Hydraulic conductivity	cm/s	K	7.4E-03							
	Dynamic viscosity of water	g/cm-s	μ_w	0.01307							
	Density of water	g/cm^3	ρ_w	1.0							
	Gravitational acceleration	cm/s^2	g	980.7							
	Intrinsic permeability	cm^2	k	9.9E-08							
	Relative saturation	unitless	S_e	0.005							
	van Genuchten N	unitless	N	3.177							
	van Genuchten M	unitless	M	0.685							
	Relative air permeability	unitless	k_{rg}	0.997							
	Permeability to vapor	cm^2	k_v	9.88E-08							
	Distance from building foundation to source	m	L_{T-gw}	3.10							
	Bldg foundation thickness	m	L_{crack}	0.1							
	Bldg foundation length	m		10.00							
	Bldg foundation width	m		10.00							
	Bldg occupied height	m		2.44							
	Bldg occupied volume	m^3		244.00							
	Occupied depth below ground	m		0.0							
	Bldg area for vapor intrusion	m^2	A_B	100.0							
	Ratio of A_{crack} to A_B		η	4E-04							
	Area of cracks	m^2	A_{crack}	4E-02							
	Air exchange rate	$hour^{-1}$	ach	0.45							
	Building ventilation rate	m^3/day	Q_{bldg}	2.64E+03							
	Pressure difference between outdoors-indoors	$kg/m-s^2$	ΔP	1.0							
	Viscosity of air	kg/m-s	μ_a	1.8E-05							
	Crack length (bldg perimeter)	m	X_{crack}	40							
	Crack depth below ground	m	Z_{crack}	0.10							
	Crack radius	m	r_{crack}	1E-03							
	Soil gas flow rate into bldg	m^3/day	Q_{soil}	7.20							
	Indoor air concentrations resulting from groundwater vapor intrusion into a building are estimated using the relationships described by Johnson and Ettinger (Heuristic model for predicting the intrusion rate of contaminant vapors into buildings, 1991), which USEPA recommends for screening level calculations, as discussed in Appendix A, Section 3.3.1 of the ADEQ-approved Revised Risk Management Plan, which was used as the basis for the ADEQ Remedial Action Decision.										
	The effective diffusion term DeffT is calculated based on a silty clay soil, as discussed in Appendix A, Section 3.3.1 of the ADEQ-approved Revised Risk Management Program.										

Attachment C.15: Cancer Risk and Hazard Index Calculations for Vapor Intrusion into a Residential Building (Slab-on-Grade) from Perched Water at VP-8 (Parcel 2) Whirlpool, Fort Smith, Arkansas

							Cancer				Noncancer	
Chem Group	**Chemical**	**CASRN**	**Carc Class**	**ADAF**	**C_{gw}** (mg/L)	**$C_{building}$** (mg/m^3)	**URF** (m^3/mg)	**f_{inh}**	**Risk**		**RfC** (mg/m^3)	**HQ**
VOC	Acetone	67-64-1	ID	N	1.18E-01	2.84E-05					3.1E+01	8.8E-07
VOC	Benzene	71-43-2	A	N	5.00E-04	6.95E-07	7.8E-03		2.2E-09		3.0E-02	2.2E-05
VOC	2-Butanone	78-93-3	ID	N	2.72E-02	6.26E-06					5.0E+00	1.2E-06
VOC	Chloromethane	74-87-3	D	N	5.00E-04	8.15E-07					9.0E-02	8.7E-06
VOC	2-Hexanone	591-78-6	ID	N	7.50E-03	1.90E-06					3.0E-02	6.1E-05
VOC	4-Methyl-2-pentanone	108-10-1	ID	N	9.20E-04	2.37E-07					3.0E+00	7.6E-08
VOC	Toluene	108-88-3	ID	N	3.40E-04	4.57E-07					5.0E+00	8.8E-08
VOC	Trichloroethene	79-01-6	HC	Y	2.50E-03	4.03E-06	4.1E-03	0.2439	9.3E-09		2.0E-03	1.9E-03
							Cumulative Risk:		1E-08		**HI:**	2E-03
Note:												
f_{inh} is the fraction of the inhalation toxicity value that USEPA identified as having a mutagenic mode of action.												
Only VOCs detected in the 4th Quarter 2015 water sample at VP-8 (Parcel 2) are shown.												
Risks were calculated assuming residential exposure to groundwater-derived vapors in indoor air for 24 hours per day and 350 days per year for 30 years.												

Attachment C.16: Cancer Risk and Hazard Index Calculations for Vapor Intrusion into a Residential Building (Slab-on-Grade) from Soil Vapor at VP-9 (Parcel 3) Whirlpool, Fort Smith, Arkansas

							Cancer				Noncancer	
Chem Group	**Chemical**	**CASRN**	**Carc Class**	**ADAF**	**C_{sv} (mg/m^3)**	**$C_{building}$ (mg/m^3)**	**URF (m^3/mg)**	**f_{inh}**	**Risk**		**RfC (mg/m^3)**	**HQ**
VOC	1,1-Dichloroethane	75-34-3	SC	N	1.40E-02	4.20E-04					5.0E-01	8.1E-04
VOC	1,2-Dichloroethane	107-06-2	B2	N	5.40E-03	1.62E-04	2.6E-02		1.7E-06		7.0E-03	2.2E-02
VOC	1,1-Dichloroethene	75-35-4	C	N	3.00E-02	9.00E-04					2.0E-01	4.3E-03
VOC	cis-1,2-Dichloroethene	156-59-2	ID	N	5.40E-03	1.62E-04						
VOC	Tetrachloroethene	127-18-4	LC	N	1.50E-03	4.50E-05	2.6E-04		4.8E-09		4.0E-02	1.1E-03
VOC	Trichloroethene	79-01-6	HC	Y	1.20E+00	3.60E-02	4.1E-03	0.244	8.3E-05		2.0E-03	1.7E+01
VOC	Vinyl Chloride	75-01-4	A	N	1.90E-02	5.70E-04	4.4E-03		3.5E-06		1.0E-01	5.5E-03
							Cumulative Risk:		**9E-05**		**HI:**	**2E+01**

Note:

f_{inh} is the fraction of the inhalation toxicity value that USEPA identified as having a mutagenic mode of action.

Only VOCs detected in the 4th Quarter 2015 soil vapor sample at VP-9 (Parcel 3) are shown.

Residential risks were calculated assuming residents could be exposed to soil vapor intrusion into indoor air for 24 hours per day and 350 days per year for 30 years.

Indoor air concentrations due to intrusion of soil vapor were calculated using USEPA's 95th percentile subslab soil gas attenuaion factor of 0.03 (EPA's Vapor Intrusion Database: Evaluation and Characterization of Attenuation Factors for Chlorinated Volatile Organic Compounds and Residential Buildings, 2012), as discussed in Appendix A, Section 6.8.2 of the ADEQ-approved Revised Risk Management Plan, which was used as the basis for the ADEQ Remedial Action Decision.

Cumulative cancer risk and HI estimates above Arkansas Department of Environmental Quality (ADEQ)'s risk limits (1E-5 and 1, respectively) are shaded and bold.

Attachment C.17: Soil Moisture Profile for Residential Building (Slab-on-Grade) at Soil Vapor Monitoring Point VP-10 (Parcel 3) Whirlpool, Fort Smith, Arkansas

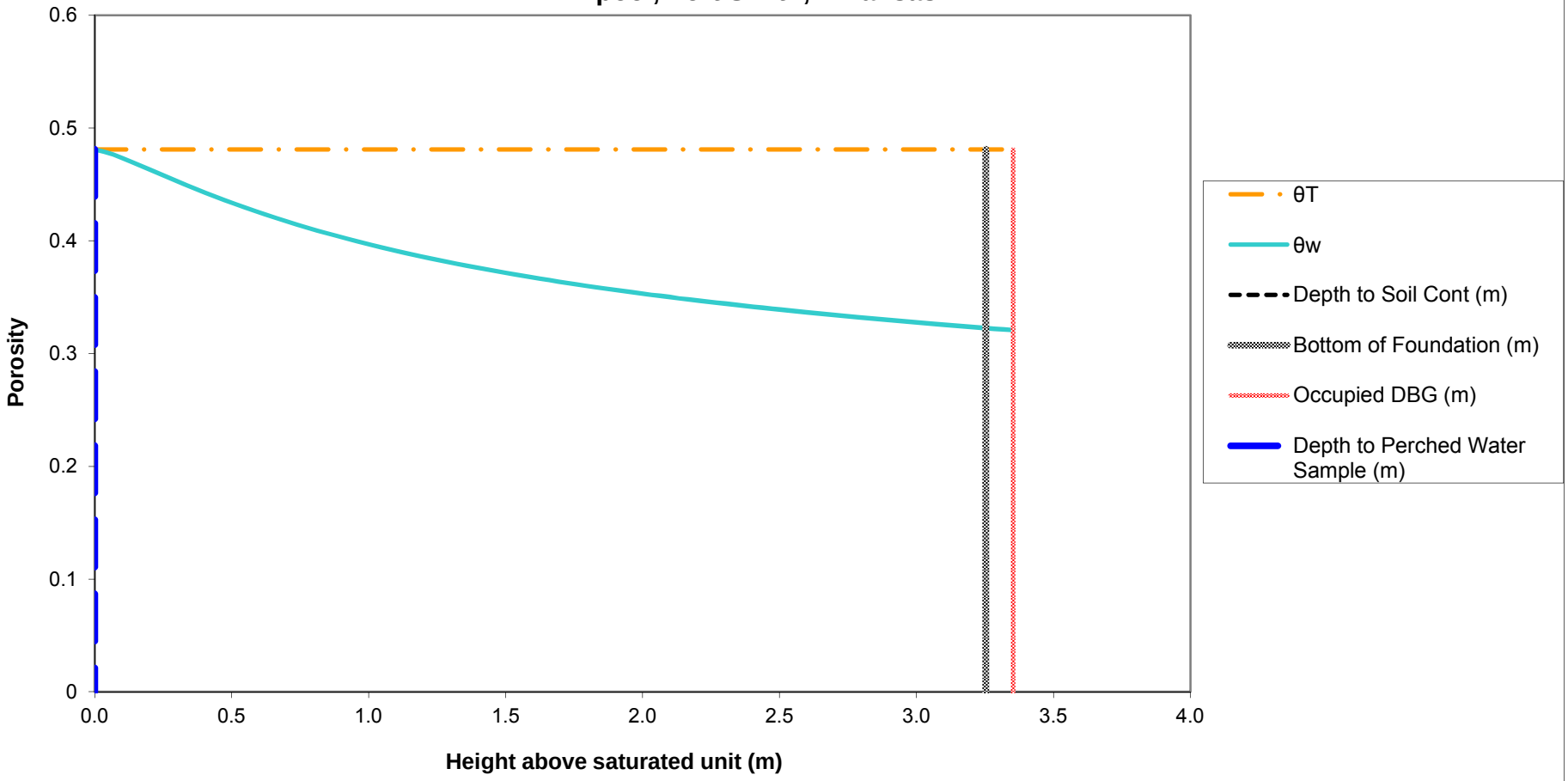

Notes:
The soil-water profile in the vadose zone is estimated using the van Genuchten soil-water retention equation with default water retention parameters appropriate for silt clay, as discussed in Appendix A, Section 3.3.1 of the ADEQ-approved Revised Risk Management Plan, which was used as the basis for the ADEQ Remedial Action Decision.

RAMBOLL ENVIRON

Attachment C.18: Normalized Indoor Air Concentration in a Residential Building (Slab-on-Grade) due to Vapor Intrusion from Perched Water at VP-10 (Parcel 3) Whirlpool, Fort Smith, Arkansas

Chem Group	Chemical	CASRN	D_{air} (m^2/day)	D_{water} (m^2/day)	H (unitless)	D_{crack} (m^2/day)	D_{eff}^T (m^2/day)	α_{soil}	α_{slab}	α_{∞}	C_{bldg} (L-water/m^3)
VOC	Benzene	71-43-2	7.60E-01	8.47E-05	1.59E-01	1.22E-01	7.54E-04	3.21E-03	2.73E-03	8.77E-06	1.39E-03
VOC	Chloroform	67-66-3	8.99E-01	8.64E-05	1.07E-01	1.44E-01	1.03E-03	4.38E-03	2.73E-03	1.20E-05	1.28E-03
VOC	1,1-Dichloroethene	75-35-4	7.78E-01	8.99E-05	8.10E-01	1.25E-01	2.87E-04	1.22E-03	2.73E-03	3.34E-06	2.71E-03
VOC	cis-1,2-Dichloroethene	156-59-2	6.36E-01	9.76E-05	1.19E-01	1.02E-01	9.03E-04	3.84E-03	2.73E-03	1.05E-05	1.24E-03
VOC	Toluene	108-88-3	7.52E-01	7.43E-05	1.80E-01	1.20E-01	6.43E-04	2.74E-03	2.73E-03	7.49E-06	1.35E-03
VOC	Trichloroethene	79-01-6	6.83E-01	7.86E-05	2.88E-01	1.09E-01	4.82E-04	2.06E-03	2.73E-03	5.62E-06	1.62E-03
VOC	Vinyl Chloride	75-01-4	9.16E-01	1.06E-04	9.00E-01	1.47E-01	3.16E-04	1.35E-03	2.73E-03	3.68E-06	3.31E-03
Notes:	**Crack Soil and Building Characteristics**			**Crack Soil**							
	SCS Soil texture class			Sand							
	Bulk density	kg/L	ρ_b	1.66							
	Total porosity	L/L-soil	θ_T	0.375							
	Water-filled porosity	L/L-soil	θ_w	0.055							
	Air-filled porosity	L/L-soil	θ_a	0.320							
	Residual saturation	L/L-soil	θ_r	0.053							
	Hydraulic conductivity	cm/s	K	7.4E-03							
	Dynamic viscosity of water	g/cm-s	μ_w	0.01307							
	Density of water	g/cm^3	ρ_w	1.0							
	Gravitational acceleration	cm/s^2	g	980.7							
	Intrinsic permeability	cm^2	k	9.9E-08							
	Relative saturation	unitless	S_e	0.005							
	van Genuchten N	unitless	N	3.177							
	van Genuchten M	unitless	M	0.685							
	Relative air permeability	unitless	k_{rg}	0.997							
	Permeability to vapor	cm^2	k_v	9.89E-08							
	Distance from building foundation to source	m	L_{T-gw}	3.25							
	Bldg foundation thickness	m	L_{crack}	0.1							
	Bldg foundation length	m		10.00							
	Bldg foundation width	m		10.00							
	Bldg occupied height	m		2.44							
	Bldg occupied volume	m^3		244.00							
	Occupied depth below ground	m		0.0							
	Bldg area for vapor intrusion	m^2	A_B	100.0							
	Ratio of A_{crack} to A_B		η	4E-04							
	Area of cracks	m^2	A_{crack}	4E-02							
	Air exchange rate	$hour^{-1}$	ach	0.45							
	Building ventilation rate	m^3/day	Q_{bldg}	2.64E+03							
	Pressure difference between outdoors-indoors	$kg/m\text{-}s^2$	ΔP	1.0							
	Viscosity of air	kg/m-s	μ_a	1.8E-05							
	Crack length (bldg perimeter)	m	X_{crack}	40							
	Crack depth below ground	m	Z_{crack}	0.10							
	Crack radius	m	r_{crack}	1E-03							
	Soil gas flow rate into bldg	m^3/day	Q_{soil}	7.20							
	Indoor air concentrations resulting from groundwater vapor intrusion into a building are estimated using the relationships described by Johnson and Ettinger (Heuristic model for predicting the intrusion rate of contaminant vapors into buildings, 1991), which USEPA recommends for screening level calculations, as discussed in Appendix A, Section 3.3.1 of the ADEQ-approved Revised Risk Management Plan, which was used as the basis for the ADEQ Remedial Action Decision.										
	The effective diffusion term DeffT is calculated based on a silty clay soil, as discussed in Appendix A, Section 3.3.1 of the ADEQ-approved Revised Risk Management Program.										

RAMBOLL ENVIRON

Attachment C.19: Cancer Risk and Hazard Index Calculations for Vapor Intrusion into a Residential Building (Slab-on-Grade) from Perched Water at VP-10 (Parcel 3) Whirlpool, Fort Smith, Arkansas

							Cancer				Noncancer	
Chem Group	**Chemical**	**CASRN**	**Carc Class**	**ADAF**	**C_{gw}** (mg/L)	**$C_{building}$** (mg/m^3)	**URF** (m^3/mg)	**f_{inh}**	**Risk**		**RfC** (mg/m^3)	**HQ**
VOC	Benzene	71-43-2	A	N	1.50E-04	2.09E-07	7.8E-03		6.7E-10		3.0E-02	6.7E-06
VOC	Chloroform	67-66-3	B2	N	9.50E-04	1.22E-06	2.3E-02		1.2E-08		5.0E-02	2.3E-05
VOC	1,1-Dichloroethene	75-35-4	C	N	8.20E-04	2.22E-06					2.0E-01	1.1E-05
VOC	cis-1,2-Dichloroethene	156-59-2	ID	N	8.80E-03	1.09E-05						
VOC	Toluene	108-88-3	ID	N	5.60E-04	7.56E-07					5.0E+00	1.5E-07
VOC	Trichloroethene	79-01-6	HC	Y	1.98E-01	3.20E-04	4.1E-03	0.2439	7.4E-07		2.0E-03	1.5E-01
VOC	Vinyl Chloride	75-01-4	A	N	1.50E-04	4.97E-07	4.4E-03		3.1E-09		1.0E-01	4.8E-06
							Cumulative Risk:		8E-07		**HI:**	2E-01
Note:												
f_{inh} is the fraction of the inhalation toxicity value that USEPA identified as having a mutagenic mode of action.												
Only VOCs detected in the 4th Quarter 2015 water sample at VP-10 (Parcel 3) are shown.												
Risks were calculated assuming residential exposure to groundwater-derived vapors in indoor air for 24 hours per day and 350 days per year for 30 years.												

Attachment C.20: Soil Moisture Profile for Residential Building (Slab-on-Grade) at Shallow Groundwater Monitoring Well MW-177 (Parcel 4) Whirlpool, Fort Smith, Arkansas

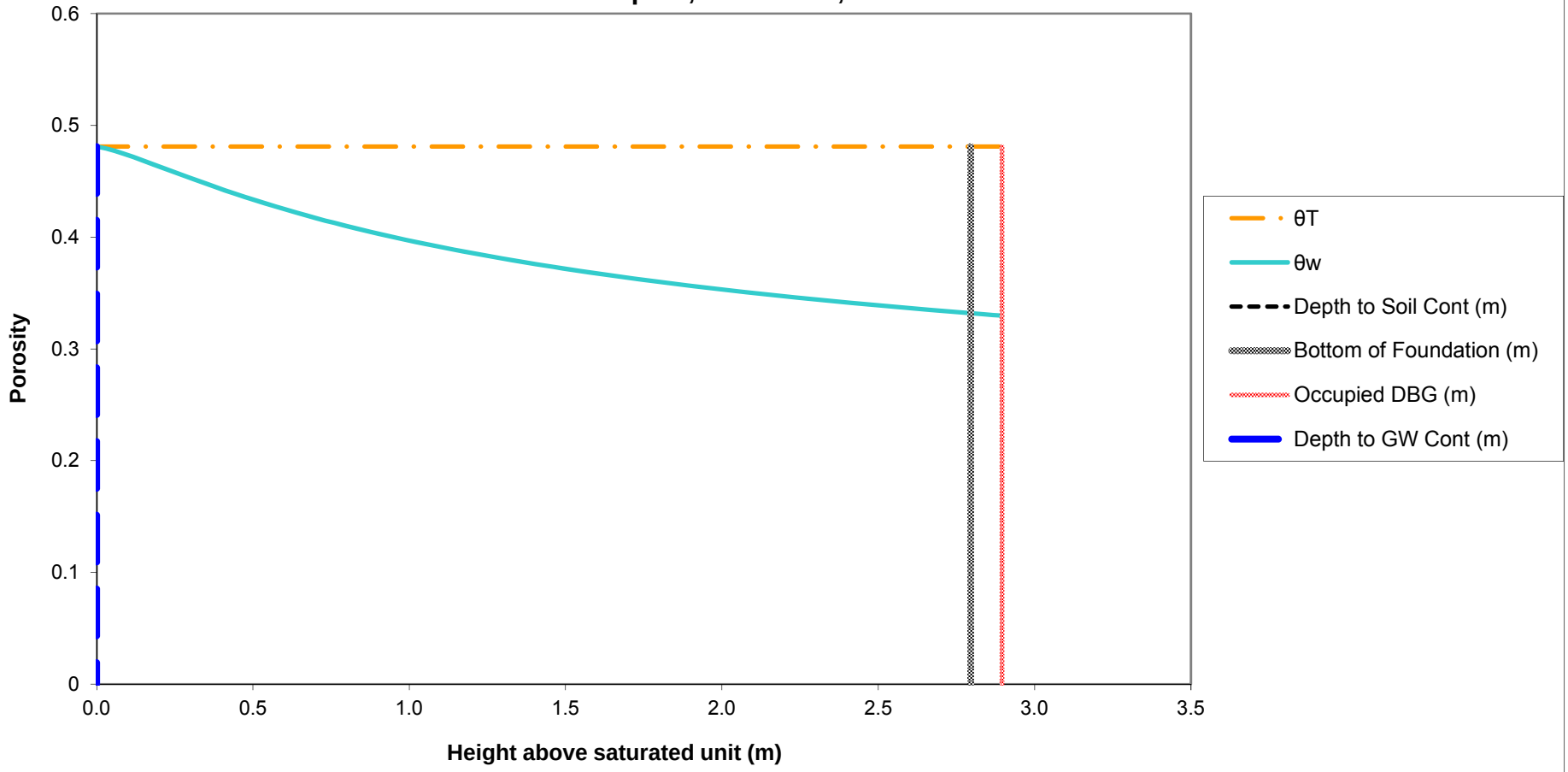

Notes:
The soil-water profile in the vadose zone is estimated using the van Genuchten soil-water retention equation with default water retention parameters appropriate for silt clay, as discussed in Appendix A, Section 3.3.1 of the ADEQ-approved Revised Risk Management Plan, which was used as the basis for the ADEQ Remedial Action Decision.

RAMBOLL ENVIRON

Attachment C.21: Normalized Indoor Air Concentration in a Residential Building (Slab-on-Grade) due to Vapor Intrusion from Shallow Groundwater at MW-177 (Parcel 4) Whirlpool, Fort Smith, Arkansas

Chem Group	Chemical	CASRN	D_{air} (m^2/day)	D_{water} (m^2/day)	H (unitless)	D_{crack} (m^2/day)	D_{eff}^T (m^2/day)	α_{soil}	α_{slab}	α_∞	C_{bldg} (L-water/m^3)
VOC	Chloroform	67-66-3	8.99E-01	8.64E-05	1.07E-01	1.43E-01	8.97E-04	4.44E-03	2.73E-03	1.21E-05	1.30E-03
Notes:	**Crack Soil and Building Characteristics**			**Crack Soil**							
	SCS Soil texture class			Sand							
	Bulk density	kg/L	ρ_b	1.66							
	Total porosity	L/L-soil	θ_T	0.375							
	Water-filled porosity	L/L-soil	θ_w	0.055							
	Air-filled porosity	L/L-soil	θ_a	0.320							
	Residual saturation	L/L-soil	θ_r	0.053							
	Hydraulic conductivity	cm/s	K	7.4E-03							
	Dynamic viscosity of water	g/cm-s	μ_w	0.01307							
	Density of water	g/cm^3	ρ_w	1.0							
	Gravitational acceleration	cm/s^2	g	980.7							
	Intrinsic permeability	cm^2	k	9.9E-08							
	Relative saturation	unitless	S_e	0.007							
	van Genuchten N	unitless	N	3.177							
	van Genuchten M	unitless	M	0.685							
	Relative air permeability	unitless	k_{rg}	0.996							
	Permeability to vapor	cm^2	k_v	9.87E-08							
	Distance from building foundation to source	m	L_{T-gw}	2.80							
	Bldg foundation thickness	m	L_{crack}	0.1							
	Bldg foundation length	m		10.00							
	Bldg foundation width	m		10.00							
	Bldg occupied height	m		2.44							
	Bldg occupied volume	m^3		244.00							
	Occupied depth below ground	m		0.0							
	Bldg area for vapor intrusion	m^2	A_B	100.0							
	Ratio of A_{crack} to A_B		η	4E-04							
	Area of cracks	m^2	A_{crack}	4E-02							
	Air exchange rate	$hour^{-1}$	ach	0.45							
	Building ventilation rate	m^3/day	Q_{bldg}	2.64E+03							
	Pressure difference between outdoors-indoors	$kg/m\text{-}s^2$	ΔP	1.0							
	Viscosity of air	kg/m-s	μ_a	1.8E-05							
	Crack length (bldg perimeter)	m	X_{crack}	40							
	Crack depth below ground	m	Z_{crack}	0.10							
	Crack radius	m	r_{crack}	1E-03							
	Soil gas flow rate into bldg	m^3/day	Q_{soil}	7.20							
	Indoor air concentrations resulting from groundwater vapor intrusion into a building are estimated using the relationships described by Johnson and Ettinger (Heuristic model for predicting the intrusion rate of contaminant vapors into buildings, 1991), which USEPA recommends for screening level calculations, as discussed in Appendix A, Section 3.3.1 of the ADEQ-approved Revised Risk Management Plan, which was used as the basis for the ADEQ Remedial Action Decision.										
	The effective diffusion term DeffT is calculated based on a silty clay soil, as discussed in Appendix A, Section 3.3.1 of the ADEQ-approved Revised Risk Management Program.										

RAMBOLL ENVIRON

Attachment C.22: Cancer Risk and Hazard Index Calculations for Vapor Intrusion into a Residential Building (Slab-on-Grade) from Shallow Groundwater at MW-177 (Parcel 4) Whirlpool, Fort Smith, Arkansas

							Cancer				Noncancer	
Chem Group	**Chemical**	**CASRN**	**Carc Class**	**ADAF**	**C_{gw}** (mg/L)	**$C_{building}$** (mg/m^3)	**URF** (m^3/mg)	**f_{inh}**	**Risk**		**RfC** (mg/m^3)	**HQ**
VOC	Chloroform	67-66-3	B2	N	2.30E-04	3.00E-07	2.3E-02		2.8E-09		5.0E-02	5.7E-06
							Cumulative Risk:		3E-09		**HI:**	6E-06
Note:												
f_{inh} is the fraction of the inhalation toxicity value that USEPA identified as having a mutagenic mode of action.												
Only VOCs detected in the 4th Quarter 2015 groundwater sample at MW-177 (Parcel 4) are shown.												
Risks were calculated assuming residential exposure to groundwater-derived vapors in indoor air for 24 hours per day and 350 days per year for 30 years.												

Attachment C.23: Soil Moisture Profile for Residential Building (Slab-on-Grade) at Groundwater Monitoring Well MW-71 (Parcel 4) Whirlpool, Fort Smith, Arkansas

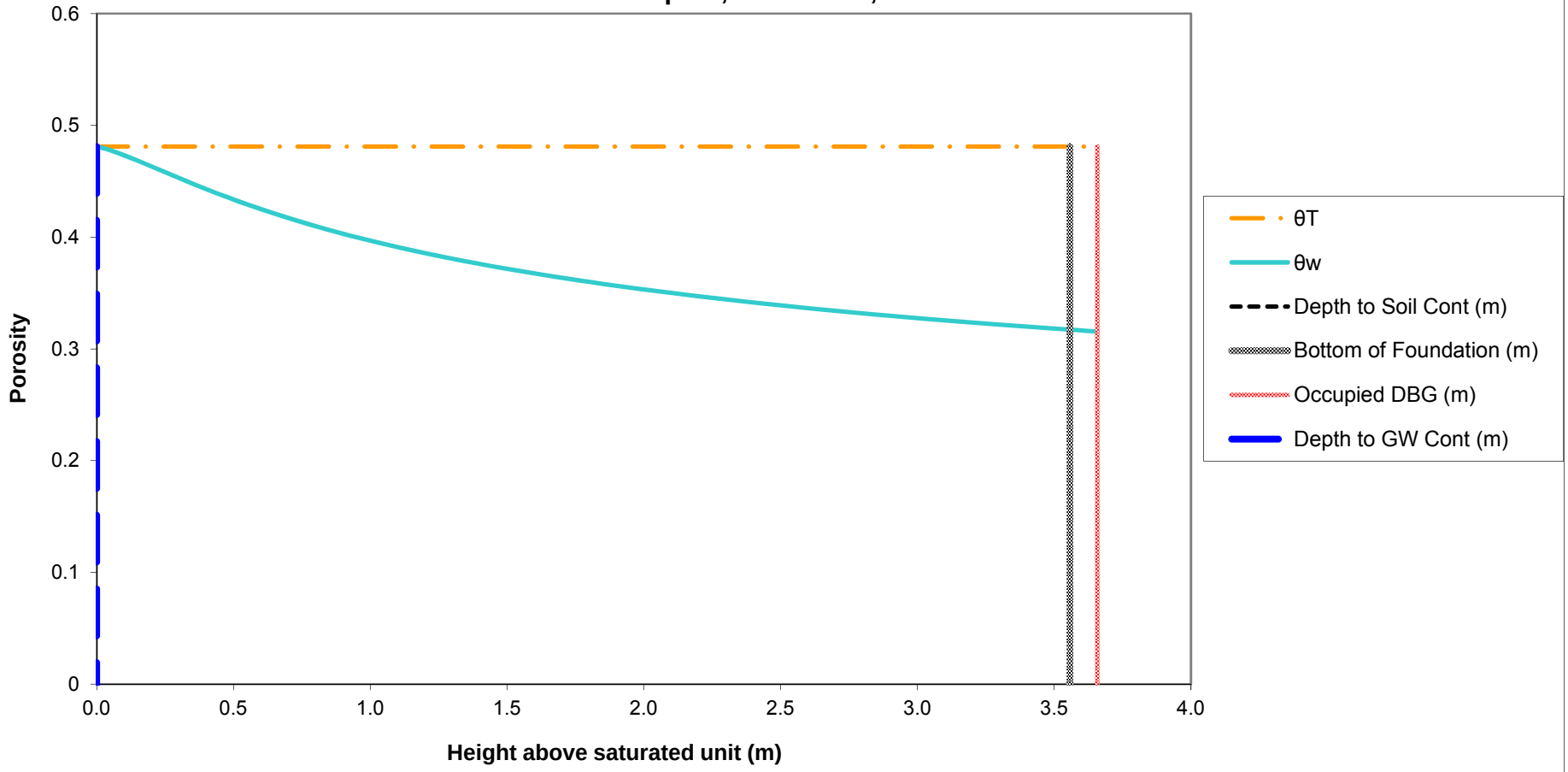

Notes:
The soil-water profile in the vadose zone is estimated using the van Genuchten soil-water retention equation with default water retention parameters appropriate for silt clay, as discussed in Appendix A, Section 3.3.1 of the ADEQ-approved Revised Risk Management Plan, which was used as the basis for the ADEQ Remedial Action Decision.

RAMBOLL ENVIRON

Attachment C.24: Normalized Indoor Air Concentration in a Residential Building (Slab-on-Grade) due to Vapor Intrusion from Groundwater at MW-71 (Parcel 4) Whirlpool, Fort Smith, Arkansas

Chem Group	Chemical	CASRN	D_{air} (m^2/day)	D_{water} (m^2/day)	H (unitless)	D_{crack} (m^2/day)	D_{eff}^T (m^2/day)	α_{soil}	α_{slab}	α_{∞}	C_{bldg} (L-water/m^3)
VOC	1,1-Dichloroethene	75-35-4	7.78E-01	8.99E-05	8.10E-01	1.25E-01	3.12E-04	1.22E-03	2.73E-03	3.32E-06	2.69E-03
VOC	cis-1,2-Dichloroethene	156-59-2	6.36E-01	9.76E-05	1.19E-01	1.02E-01	9.72E-04	3.78E-03	2.73E-03	1.03E-05	1.22E-03
VOC	Trichloroethene	79-01-6	6.83E-01	7.86E-05	2.88E-01	1.10E-01	5.23E-04	2.04E-03	2.73E-03	5.57E-06	1.60E-03
VOC	Vinyl Chloride	75-01-4	9.16E-01	1.06E-04	9.00E-01	1.47E-01	3.44E-04	1.34E-03	2.73E-03	3.66E-06	3.30E-03
Notes:	**Crack Soil and Building Characteristics**			**Crack Soil**							
	SCS Soil texture class			Sand							
	Bulk density	kg/L	ρ_b	1.66							
	Total porosity	L/L-soil	θ_T	0.375							
	Water-filled porosity	L/L-soil	θ_w	0.054							
	Air-filled porosity	L/L-soil	θ_a	0.321							
	Residual saturation	L/L-soil	θ_r	0.053							
	Hydraulic conductivity	cm/s	K	7.4E-03							
	Dynamic viscosity of water	g/cm-s	μ_w	0.01307							
	Density of water	g/cm^3	ρ_w	1.0							
	Gravitational acceleration	cm/s^2	g	980.7							
	Intrinsic permeability	cm^2	k	9.9E-08							
	Relative saturation	unitless	S_e	0.004							
	van Genuchten N	unitless	N	3.177							
	van Genuchten M	unitless	M	0.685							
	Relative air permeability	unitless	k_{rg}	0.998							
	Permeability to vapor	cm^2	k_v	9.89E-08							
	Distance from building foundation to source	m	L_{T-gw}	3.56							
	Bldg foundation thickness	m	L_{crack}	0.1							
	Bldg foundation length	m		10.00							
	Bldg foundation width	m		10.00							
	Bldg occupied height	m		2.44							
	Bldg occupied volume	m^3		244.00							
	Occupied depth below ground	m		0.0							
	Bldg area for vapor intrusion	m^2	A_B	100.0							
	Ratio of A_{crack} to A_B		η	4E-04							
	Area of cracks	m^2	A_{crack}	4E-02							
	Air exchange rate	$hour^{-1}$	ach	0.45							
	Building ventilation rate	m^3/day	Q_{bldg}	2.64E+03							
	Pressure difference between outdoors-indoors	$kg/m\text{-}s^2$	ΔP	1.0							
	Viscosity of air	kg/m-s	μ_a	1.8E-05							
	Crack length (bldg perimeter)	m	X_{crack}	40							
	Crack depth below ground	m	Z_{crack}	0.10							
	Crack radius	m	r_{crack}	1E-03							
	Soil gas flow rate into bldg	m^3/day	Q_{soil}	7.20							
	Indoor air concentrations resulting from groundwater vapor intrusion into a building are estimated using the relationships described by Johnson and Ettinger (Heuristic model for predicting the intrusion rate of contaminant vapors into buildings, 1991), which USEPA recommends for screening level calculations, as discussed in Appendix A, Section 3.3.1 of the ADEQ-approved Revised Risk Management Plan, which was used as the basis for the ADEQ Remedial Action Decision.										
	The effective diffusion term DeffT is calculated based on a silty clay soil, as discussed in Appendix A, Section 3.3.1 of the ADEQ-approved Revised Risk Management Program.										

RAMBOLL ENVIRON

Attachment C.25: Cancer Risk and Hazard Index Calculations for Vapor Intrusion into a Residential Building (Slab-on-Grade) from Groundwater at MW-71 (Parcel 4) Whirlpool, Fort Smith, Arkansas

							Cancer				Noncancer	
Chem Group	**Chemical**	**CASRN**	**Carc Class**	**ADAF**	**C_{gw}** (mg/L)	**$C_{building}$** (mg/m^3)	**URF** (m^3/mg)	**f_{inh}**	**Risk**		**RfC** (mg/m^3)	**HQ**
VOC	1,1-Dichloroethene	75-35-4	C	N	1.20E-03	3.23E-06					2.0E-01	1.5E-05
VOC	cis-1,2-Dichloroethene	156-59-2	ID	N	6.50E-03	7.96E-06						
VOC	Trichloroethene	79-01-6	HC	Y	1.79E-01	2.87E-04	4.1E-03	0.2439	6.6E-07		2.0E-03	1.4E-01
VOC	Vinyl Chloride	75-01-4	A	N	4.30E-04	1.42E-06	4.4E-03		8.8E-09		1.0E-01	1.4E-05
							Cumulative Risk:		7E-07		**HI:**	1E-01
Note:												
f_{inh} is the fraction of the inhalation toxicity value that USEPA identified as having a mutagenic mode of action.												
Only VOCs detected in the 4th Quarter 2015 groundwater sample at MW-71 (Parcel 4) are shown.												
Risks were calculated assuming residential exposure to groundwater-derived vapors in indoor air for 24 hours per day and 350 days per year for 30 years.												

Attachment C.26: Soil Moisture Profile for Residential Building (Slab-on-Grade) at Soil Vapor Monitoring Point VP-15 (Parcel 6) Whirlpool, Fort Smith, Arkansas

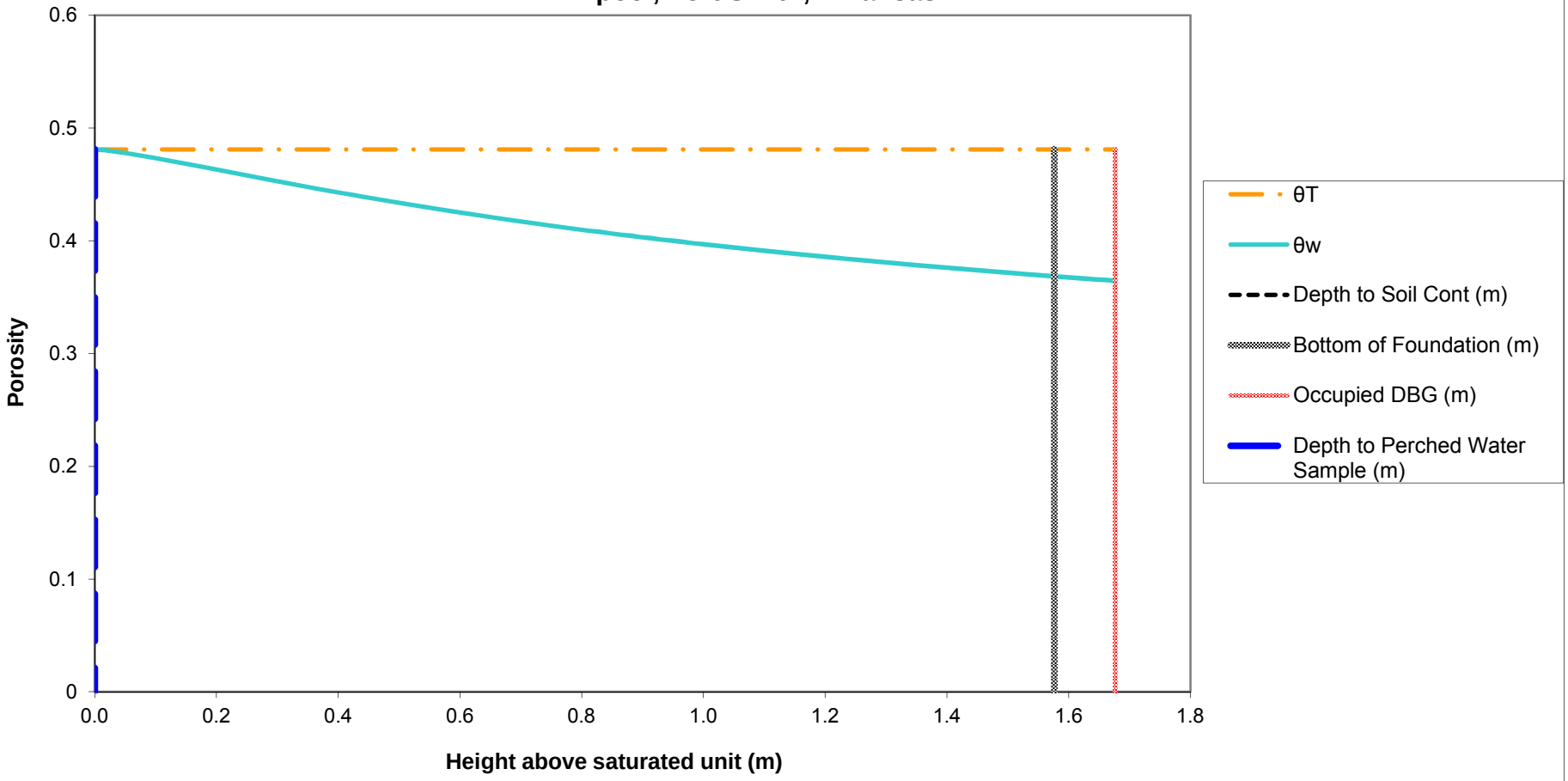

Notes:
The soil-water profile in the vadose zone is estimated using the van Genuchten soil-water retention equation with default water retention parameters appropriate for silt clay, as discussed in Appendix A, Section 3.3.1 of the ADEQ-approved Revised Risk Management Plan, which was used as the basis for the ADEQ Remedial Action Decision.

RAMBOLL ENVIRON

Attachment C.27: Normalized Indoor Air Concentration in a Residential Building (Slab-on-Grade) due to Vapor Intrusion from Perched Water at VP-15 (Parcel 6) Whirlpool, Fort Smith, Arkansas

Chem Group	Chemical	CASRN	D_{air} (m^2/day)	D_{water} (m^2/day)	H (unitless)	D_{crack} (m^2/day)	D_{eff}^T (m^2/day)	α_{soil}	α_{slab}	α_{∞}	C_{bldg} (L-water/m^3)
VOC	Benzene	71-43-2	7.60E-01	8.47E-05	1.59E-01	1.14E-01	4.01E-04	3.52E-03	2.73E-03	9.63E-06	1.53E-03
VOC	Carbon Disulfide	75-15-0	8.99E-01	8.64E-05	9.26E-01	1.35E-01	1.34E-04	1.18E-03	2.73E-03	3.22E-06	2.98E-03
Notes:	**Crack Soil and Building Characteristics**			**Crack Soil**							
	SCS Soil texture class			Sand							
	Bulk density	kg/L	ρ_b	1.66							
	Total porosity	L/L-soil	θ_T	0.375							
	Water-filled porosity	L/L-soil	θ_w	0.061							
	Air-filled porosity	L/L-soil	θ_a	0.314							
	Residual saturation	L/L-soil	θ_r	0.053							
	Hydraulic conductivity	cm/s	K	7.4E-03							
	Dynamic viscosity of water	g/cm-s	μ_w	0.01307							
	Density of water	g/cm^3	ρ_w	1.0							
	Gravitational acceleration	cm/s^2	g	980.7							
	Intrinsic permeability	cm^2	k	9.9E-08							
	Relative saturation	unitless	S_e	0.023							
	van Genuchten N	unitless	N	3.177							
	van Genuchten M	unitless	M	0.685							
	Relative air permeability	unitless	k_{rg}	0.983							
	Permeability to vapor	cm^2	k_v	9.74E-08							
	Distance from building foundation to source	m	L_{T-gw}	1.58							
	Bldg foundation thickness	m	L_{crack}	0.1							
	Bldg foundation length	m		10.00							
	Bldg foundation width	m		10.00							
	Bldg occupied height	m		2.44							
	Bldg occupied volume	m^3		244.00							
	Occupied depth below ground	m		0.0							
	Bldg area for vapor intrusion	m^2	A_B	100.0							
	Ratio of A_{crack} to A_B		η	4E-04							
	Area of cracks	m^2	A_{crack}	4E-02							
	Air exchange rate	$hour^{-1}$	ach	0.45							
	Building ventilation rate	m^3/day	Q_{bldg}	2.64E+03							
	Pressure difference between outdoors-indoors	kg/m-s^2	ΔP	1.0							
	Viscosity of air	kg/m-s	μ_a	1.8E-05							
	Crack length (bldg perimeter)	m	X_{crack}	40							
	Crack depth below ground	m	Z_{crack}	0.10							
	Crack radius	m	r_{crack}	1E-03							
	Soil gas flow rate into bldg	m^3/day	Q_{soil}	7.20							
	Indoor air concentrations resulting from groundwater vapor intrusion into a building are estimated using the relationships described by Johnson and Ettinger (Heuristic model for predicting the intrusion rate of contaminant vapors into buildings, 1991), which USEPA recommends for screening level calculations, as discussed in Appendix A, Section 3.3.1 of the ADEQ-approved Revised Risk Management Plan, which was used as the basis for the ADEQ Remedial Action Decision.										
	The effective diffusion term DeffT is calculated based on a silty clay soil, as discussed in Appendix A, Section 3.3.1 of the ADEQ-approved Revised Risk Management Program.										

RAMBOLL ENVIRON

Attachment C.28: Cancer Risk and Hazard Index Calculations for Vapor Intrusion into a Residential Building (Slab-on-Grade) from Perched Water at VP-15 (Parcel 6) Whirlpool, Fort Smith, Arkansas

							Cancer				Noncancer	
Chem Group	**Chemical**	**CASRN**	**Carc Class**	**ADAF**	**C_{gw}** (mg/L)	**$C_{building}$** (mg/m^3)	**URF** (m^3/mg)	**f_{inh}**	**Risk**		**RfC** (mg/m^3)	**HQ**
VOC	Benzene	71-43-2	A	N	1.50E-03	2.30E-06	7.8E-03		7.4E-09		3.0E-02	7.3E-05
VOC	Carbon Disulfide	75-15-0		N	5.60E-04	1.67E-06					7.0E-01	2.3E-06
							Cumulative Risk:		7E-09		**HI:**	8E-05
Note:												
f_{inh} is the fraction of the inhalation toxicity value that USEPA identified as having a mutagenic mode of action.												
Only VOCs detected in the 4th Quarter 2015 water sample at VP-15 (Parcel 6) are shown.												
Risks were calculated assuming residential exposure to groundwater-derived vapors in indoor air for 24 hours per day and 350 days per year for 30 years.												

Attachment C.29: Soil Moisture Profile for Residential Building (Slab-on-Grade) at Groundwater Monitoring Well MW-55R (Parcel 6) Whirlpool, Fort Smith, Arkansas

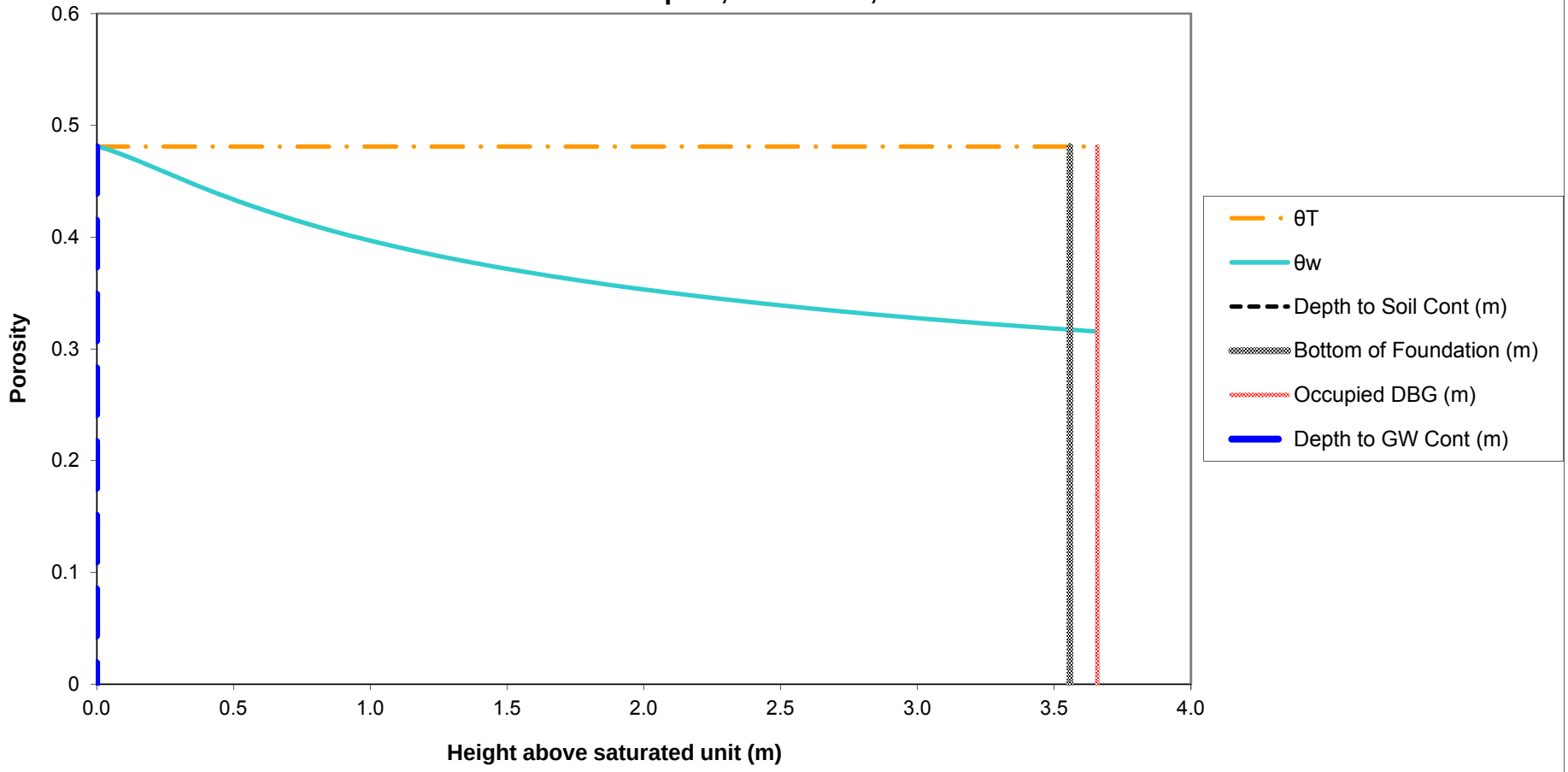

Notes:
The soil-water profile in the vadose zone is estimated using the van Genuchten soil-water retention equation with default water retention parameters appropriate for silt clay, as discussed in Appendix A, Section 3.3.1 of the ADEQ-approved Revised Risk Management Plan, which was used as the basis for the ADEQ Remedial Action Decision.

RAMBOLL ENVIRON

Attachment C.30: Normalized Indoor Air Concentration in a Residential Building (Slab-on-Grade) due to Vapor Intrusion from Groundwater at MW-55R (Parcel 6) Whirlpool, Fort Smith, Arkansas

Chem Group	Chemical	CASRN	D_{air} (m^2/day)	D_{water} (m^2/day)	H (unitless)	D_{crack} (m^2/day)	D_{eff}^T (m^2/day)	α_{soil}	α_{slab}	α_{∞}	C_{bldg} (L-water/m^3)
VOC	Carbon Disulfide	75-15-0	8.99E-01	8.64E-05	9.26E-01	1.44E-01	2.93E-04	1.14E-03	2.73E-03	3.12E-06	2.89E-03
VOC	cis-1,2-Dichloroethene	156-59-2	6.36E-01	9.76E-05	1.19E-01	1.02E-01	9.72E-04	3.78E-03	2.73E-03	1.03E-05	1.22E-03
VOC	Trichloroethene	79-01-6	6.83E-01	7.86E-05	2.88E-01	1.10E-01	5.23E-04	2.04E-03	2.73E-03	5.57E-06	1.60E-03
VOC	Vinyl Chloride	75-01-4	9.16E-01	1.06E-04	9.00E-01	1.47E-01	3.44E-04	1.34E-03	2.73E-03	3.66E-06	3.30E-03
Notes:	**Crack Soil and Building Characteristics**			**Crack Soil**							
	SCS Soil texture class			Sand							
	Bulk density	kg/L	ρ_b	1.66							
	Total porosity	L/L-soil	θ_T	0.375							
	Water-filled porosity	L/L-soil	θ_w	0.054							
	Air-filled porosity	L/L-soil	θ_a	0.321							
	Residual saturation	L/L-soil	θ_r	0.053							
	Hydraulic conductivity	cm/s	K	7.4E-03							
	Dynamic viscosity of water	g/cm-s	μ_w	0.01307							
	Density of water	g/cm^3	ρ_w	1.0							
	Gravitational acceleration	cm/s^2	g	980.7							
	Intrinsic permeability	cm^2	k	9.9E-08							
	Relative saturation	unitless	S_e	0.004							
	van Genuchten N	unitless	N	3.177							
	van Genuchten M	unitless	M	0.685							
	Relative air permeability	unitless	k_{rg}	0.998							
	Permeability to vapor	cm^2	k_v	9.89E-08							
	Distance from building foundation to source	m	L_{T-gw}	3.56							
	Bldg foundation thickness	m	L_{crack}	0.1							
	Bldg foundation length	m		10.00							
	Bldg foundation width	m		10.00							
	Bldg occupied height	m		2.44							
	Bldg occupied volume	m^3		244.00							
	Occupied depth below ground	m		0.0							
	Bldg area for vapor intrusion	m^2	A_B	100.0							
	Ratio of A_{crack} to A_B		η	4E-04							
	Area of cracks	m^2	A_{crack}	4E-02							
	Air exchange rate	$hour^{-1}$	ach	0.45							
	Building ventilation rate	m^3/day	Q_{bldg}	2.64E+03							
	Pressure difference between outdoors-indoors	$kg/m\text{-}s^2$	ΔP	1.0							
	Viscosity of air	kg/m-s	μ_a	1.8E-05							
	Crack length (bldg perimeter)	m	X_{crack}	40							
	Crack depth below ground	m	Z_{crack}	0.10							
	Crack radius	m	r_{crack}	1E-03							
	Soil gas flow rate into bldg	m^3/day	Q_{soil}	7.20							
	Indoor air concentrations resulting from groundwater vapor intrusion into a building are estimated using the relationships described by Johnson and Ettinger (Heuristic model for predicting the intrusion rate of contaminant vapors into buildings, 1991), which USEPA recommends for screening level calculations, as discussed in Appendix A, Section 3.3.1 of the ADEQ-approved Revised Risk Management Plan, which was used as the basis for the ADEQ Remedial Action Decision.										
	The effective diffusion term DeffT is calculated based on a silty clay soil, as discussed in Appendix A, Section 3.3.1 of the ADEQ-approved Revised Risk Management Program.										

RAMBOLL ENVIRON

Attachment C.31: Cancer Risk and Hazard Index Calculations for Vapor Intrusion into a Residential Building (Slab-on-Grade) from Groundwater at MW-55R (Parcel 6) Whirlpool, Fort Smith, Arkansas

							Cancer				Noncancer	
Chem Group	**Chemical**	**CASRN**	**Carc Class**	**ADAF**	**C_{gw}** (mg/L)	**$C_{building}$** (mg/m^3)	**URF** (m^3/mg)	**f_{inh}**	**Risk**		**RfC** (mg/m^3)	**HQ**
VOC	Carbon Disulfide	75-15-0		N	2.20E-04	6.36E-07					7.0E-01	8.7E-07
VOC	cis-1,2-Dichloroethene	156-59-2	ID	N	5.30E-04	6.49E-07						
VOC	Trichloroethene	79-01-6	HC	Y	4.40E-03	7.06E-06	4.1E-03	0.2439	1.6E-08		2.0E-03	3.4E-03
VOC	Vinyl Chloride	75-01-4	A	N	1.40E-04	4.62E-07	4.4E-03		2.9E-09		1.0E-01	4.4E-06
							Cumulative Risk:		2E-08		**HI:**	3E-03
Note:												
f_{inh} is the fraction of the inhalation toxicity value that USEPA identified as having a mutagenic mode of action.												
Only VOCs detected in the 4th Quarter 2015 groundwater sample at MW-55R (Parcel 6) are shown.												
Risks were calculated assuming residential exposure to groundwater-derived vapors in indoor air for 24 hours per day and 350 days per year for 30 years.												

Attachment C.32: Soil Moisture Profile for Residential Building (Slab-on-Grade) at Shallow Groundwater Monitoring Well MW-180 (Parcel 5) Whirlpool, Fort Smith, Arkansas

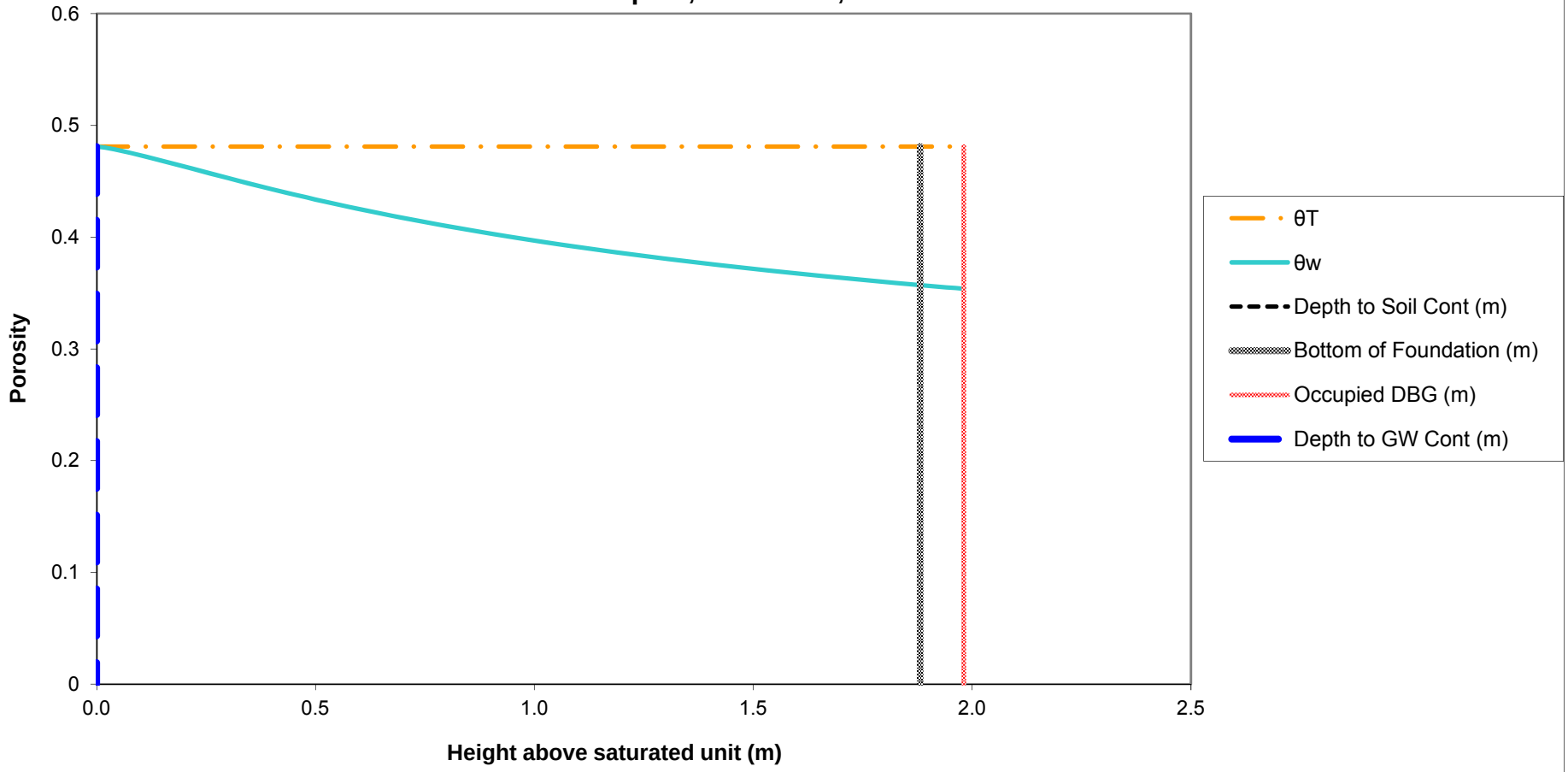

Notes:
The soil-water profile in the vadose zone is estimated using the van Genuchten soil-water retention equation with default water retention parameters appropriate for silt clay, as discussed in Appendix A, Section 3.3.1 of the ADEQ-approved Revised Risk Management Plan, which was used as the basis for the ADEQ Remedial Action Decision.

RAMBOLL ENVIRON

Attachment C.33: Normalized Indoor Air Concentration in a Residential Building (Slab-on-Grade) due to Vapor Intrusion from Shallow Groundwater at MW-180 (Parcel 5) Whirlpool, Fort Smith, Arkansas

Chem Group	Chemical	CASRN	D_{air} (m^2/day)	D_{water} (m^2/day)	H (unitless)	D_{crack} (m^2/day)	D_{eff}^T (m^2/day)	α_{soil}	α_{slab}	α_{∞}	C_{bldg} (L-water/m^3)
VOC	1,1-Dichloroethene	75-35-4	7.78E-01	8.99E-05	8.10E-01	1.20E-01	1.70E-04	1.25E-03	2.73E-03	3.42E-06	2.77E-03
VOC	cis-1,2-Dichloroethene	156-59-2	6.36E-01	9.76E-05	1.19E-01	9.81E-02	5.75E-04	4.22E-03	2.73E-03	1.15E-05	1.37E-03
VOC	trans-1,2-Dichloroethene	156-60-5	6.11E-01	1.03E-04	2.81E-01	9.42E-02	3.39E-04	2.49E-03	2.73E-03	6.81E-06	1.92E-03
VOC	Trichloroethene	79-01-6	6.83E-01	7.86E-05	2.88E-01	1.05E-01	2.92E-04	2.15E-03	2.73E-03	5.89E-06	1.70E-03
Notes:	**Crack Soil and Building Characteristics**			**Crack Soil**							
	SCS Soil texture class			Sand							
	Bulk density	kg/L	ρ_b	1.66							
	Total porosity	L/L-soil	θ_T	0.375							
	Water-filled porosity	L/L-soil	θ_w	0.058							
	Air-filled porosity	L/L-soil	θ_a	0.317							
	Residual saturation	L/L-soil	θ_r	0.053							
	Hydraulic conductivity	cm/s	K	7.4E-03							
	Dynamic viscosity of water	g/cm-s	μ_w	0.01307							
	Density of water	g/cm^3	ρ_w	1.0							
	Gravitational acceleration	cm/s^2	g	980.7							
	Intrinsic permeability	cm^2	k	9.9E-08							
	Relative saturation	unitless	S_e	0.016							
	van Genuchten N	unitless	N	3.177							
	van Genuchten M	unitless	M	0.685							
	Relative air permeability	unitless	k_{rg}	0.989							
	Permeability to vapor	cm^2	k_v	9.80E-08							
	Distance from building foundation to source	m	L_{T-gw}	1.88							
	Bldg foundation thickness	m	L_{crack}	0.1							
	Bldg foundation length	m		10.00							
	Bldg foundation width	m		10.00							
	Bldg occupied height	m		2.44							
	Bldg occupied volume	m^3		244.00							
	Occupied depth below ground	m		0.0							
	Bldg area for vapor intrusion	m^2	A_B	100.0							
	Ratio of A_{crack} to A_B		η	4E-04							
	Area of cracks	m^2	A_{crack}	4E-02							
	Air exchange rate	$hour^{-1}$	ach	0.45							
	Building ventilation rate	m^3/day	Q_{bldg}	2.64E+03							
	Pressure difference between outdoors-indoors	$kg/m\text{-}s^2$	ΔP	1.0							
	Viscosity of air	kg/m-s	μ_a	1.8E-05							
	Crack length (bldg perimeter)	m	X_{crack}	40							
	Crack depth below ground	m	Z_{crack}	0.10							
	Crack radius	m	r_{crack}	1E-03							
	Soil gas flow rate into bldg	m^3/day	Q_{soil}	7.20							
	Indoor air concentrations resulting from groundwater vapor intrusion into a building are estimated using the relationships described by Johnson and Ettinger (Heuristic model for predicting the intrusion rate of contaminant vapors into buildings, 1991), which USEPA recommends for screening level calculations, as discussed in Appendix A, Section 3.3.1 of the ADEQ-approved Revised Risk Management Plan, which was used as the basis for the ADEQ Remedial Action Decision.										
	The effective diffusion term DeffT is calculated based on a silty clay soil, as discussed in Appendix A, Section 3.3.1 of the ADEQ-approved Revised Risk Management Program.										

RAMBOLL ENVIRON

Attachment C.34: Cancer Risk and Hazard Index Calculations for Vapor Intrusion into a Residential Building (Slab-on-Grade) from Shallow Groundwater at MW-180 (Parcel 5) Whirlpool, Fort Smith, Arkansas

							Cancer				Noncancer	
Chem Group	**Chemical**	**CASRN**	**Carc Class**	**ADAF**	**C_{gw}** (mg/L)	**$C_{building}$** (mg/m^3)	**URF** (m^3/mg)	**f_{inh}**	**Risk**		**RfC** (mg/m^3)	**HQ**
VOC	1,1-Dichloroethene	75-35-4	C	N	2.40E-04	6.65E-07					2.0E-01	3.2E-06
VOC	cis-1,2-Dichloroethene	156-59-2	ID	N	3.00E-03	4.11E-06						
VOC	trans-1,2-Dichloroethene	156-60-5	ID	N	4.30E-04	8.25E-07						
VOC	Trichloroethene	79-01-6	HC	Y	1.85E-02	3.14E-05	4.1E-03	0.2439	7.3E-08		2.0E-03	1.5E-02
							Cumulative Risk:		7E-08		**HI:**	2E-02
Note:												
f_{inh} is the fraction of the inhalation toxicity value that USEPA identified as having a mutagenic mode of action.												
Only VOCs detected in the 4th Quarter 2015 groundwater sample at MW-180 (Parcel 5) are shown.												
Risks were calculated assuming residential exposure to groundwater-derived vapors in indoor air for 24 hours per day and 350 days per year for 30 years.												

Attachment C.35: Soil Moisture Profile for Residential Building (Slab-on-Grade) at Shallow Groundwater Monitoring Well MW-178 (Parcel 5) Whirlpool, Fort Smith, Arkansas

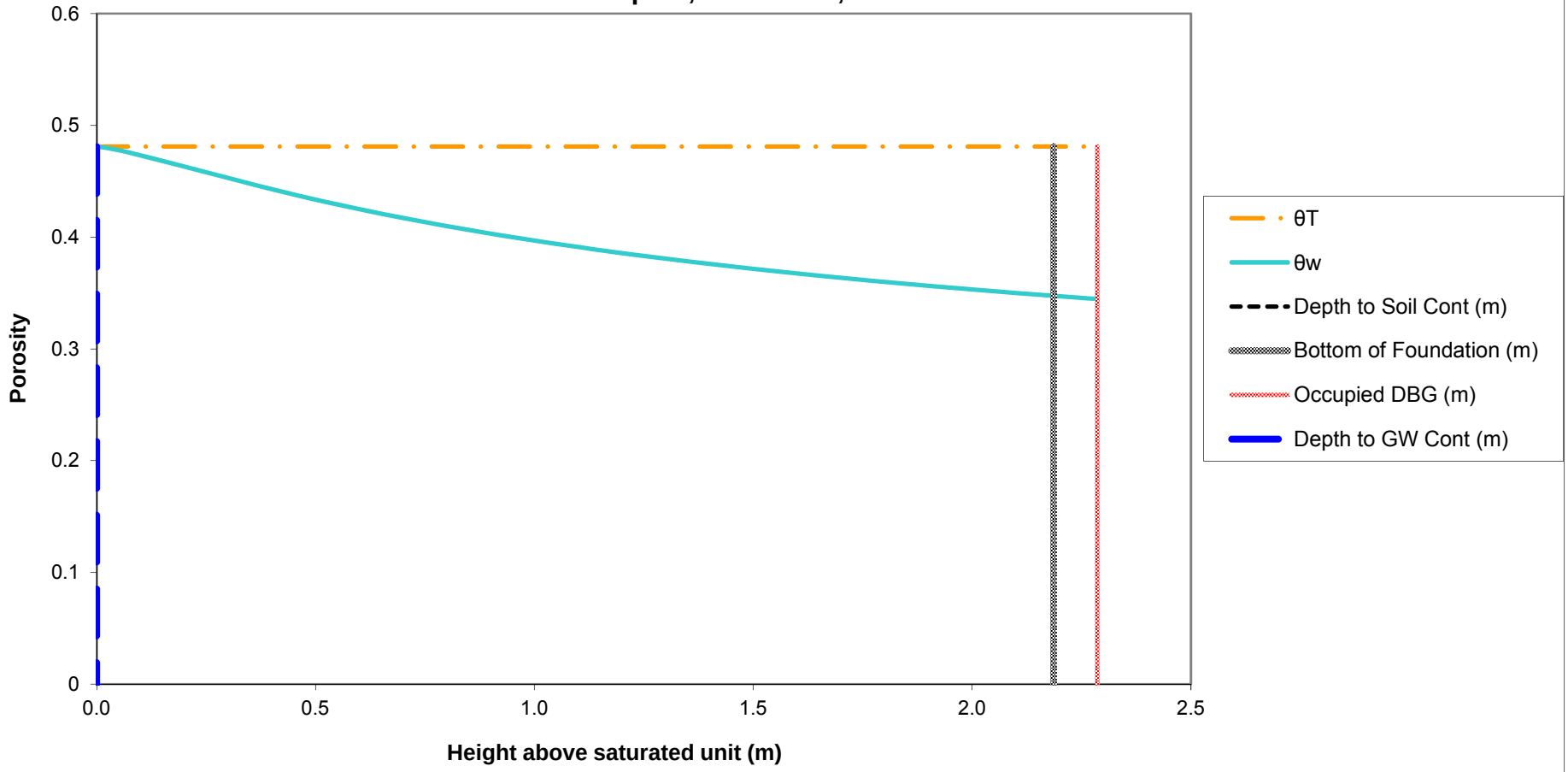

Notes:
The soil-water profile in the vadose zone is estimated using the van Genuchten soil-water retention equation with default water retention parameters appropriate for silt clay, as discussed in Appendix A, Section 3.3.1 of the ADEQ-approved Revised Risk Management Plan, which was used as the basis for the ADEQ Remedial Action Decision.

RAMBOLL ENVIRON

Attachment C.36: Normalized Indoor Air Concentration in a Residential Building (Slab-on-Grade) due to Vapor Intrusion from Shallow Groundwater at MW-178 (Parcel 5) Whirlpool, Fort Smith, Arkansas

Chem Group	Chemical	CASRN	D_{air} (m^2/day)	D_{water} (m^2/day)	H (unitless)	D_{crack} (m^2/day)	D_{eff}^T (m^2/day)	α_{soil}	α_{slab}	α_{∞}	C_{bldg} (L-water/m^3)
VOC	Benzene	71-43-2	7.60E-01	8.47E-05	1.59E-01	1.19E-01	5.27E-04	3.34E-03	2.73E-03	9.13E-06	1.45E-03
VOC	cis-1,2-Dichloroethene	156-59-2	6.36E-01	9.76E-05	1.19E-01	9.95E-02	6.44E-04	4.08E-03	2.73E-03	1.11E-05	1.32E-03
VOC	Trichloroethene	79-01-6	6.83E-01	7.86E-05	2.88E-01	1.07E-01	3.33E-04	2.11E-03	2.73E-03	5.76E-06	1.66E-03

Notes:	Crack Soil and Building Characteristics			Crack Soil
	SCS Soil texture class			Sand
	Bulk density	kg/L	ρ_b	1.66
	Total porosity	L/L-soil	θ_T	0.375
	Water-filled porosity	L/L-soil	θ_w	0.057
	Air-filled porosity	L/L-soil	θ_a	0.318
	Residual saturation	L/L-soil	θ_r	0.053
	Hydraulic conductivity	cm/s	K	7.4E-03
	Dynamic viscosity of water	g/cm-s	μ_w	0.01307
	Density of water	g/cm^3	ρ_w	1.0
	Gravitational acceleration	cm/s^2	g	980.7
	Intrinsic permeability	cm^2	k	9.9E-08
	Relative saturation	unitless	S_e	0.012
	van Genuchten N	unitless	N	3.177
	van Genuchten M	unitless	M	0.685
	Relative air permeability	unitless	k_{rg}	0.992
	Permeability to vapor	cm^2	k_v	9.84E-08
	Distance from building foundation to source	m	L_{T-gw}	2.19
	Bldg foundation thickness	m	L_{crack}	0.1
	Bldg foundation length	m		10.00
	Bldg foundation width	m		10.00
	Bldg occupied height	m		2.44
	Bldg occupied volume	m^3		244.00
	Occupied depth below ground	m		0.0
	Bldg area for vapor intrusion	m^2	A_B	100.0
	Ratio of A_{crack} to A_B		η	4E-04
	Area of cracks	m^2	A_{crack}	4E-02
	Air exchange rate	$hour^{-1}$	ach	0.45
	Building ventilation rate	m^3/day	Q_{bldg}	2.64E+03
	Pressure difference between outdoors-indoors	kg/m-s^2	ΔP	1.0
	Viscosity of air	kg/m-s	μ_a	1.8E-05
	Crack length (bldg perimeter)	m	X_{crack}	40
	Crack depth below ground	m	Z_{crack}	0.10
	Crack radius	m	r_{crack}	1E-03
	Soil gas flow rate into bldg	m^3/day	Q_{soil}	7.20

Indoor air concentrations resulting from groundwater vapor intrusion into a building are estimated using the relationships described by Johnson and Ettinger (Heuristic model for predicting the intrusion rate of contaminant vapors into buildings, 1991), which USEPA recommends for screening level calculations, as discussed in Appendix A, Section 3.3.1 of the ADEQ-approved Revised Risk Management Plan, which was used as the basis for the ADEQ Remedial Action Decision.

The effective diffusion term DeffT is calculated based on a silty clay soil, as discussed in Appendix A, Section 3.3.1 of the ADEQ-approved Revised Risk Management Program.

RAMBOLL ENVIRON

Attachment C.37: Cancer Risk and Hazard Index Calculations for Vapor Intrusion into a Residential Building (Slab-on-Grade) from Shallow Groundwater at MW-178 (Parcel 5) Whirlpool, Fort Smith, Arkansas

							Cancer				Noncancer	
Chem Group	**Chemical**	**CASRN**	**Carc Class**	**ADAF**	**C_{gw}** (mg/L)	**$C_{building}$** (mg/m^3)	**URF** (m^3/mg)	**f_{inh}**	**Risk**		**RfC** (mg/m^3)	**HQ**
VOC	Benzene	71-43-2	A	N	2.60E-04	3.77E-07	7.8E-03		1.2E-09		3.0E-02	1.2E-05
VOC	cis-1,2-Dichloroethene	156-59-2	ID	N	1.40E-03	1.85E-06						
VOC	Trichloroethene	79-01-6	HC	Y	5.80E-03	9.64E-06	4.1E-03	0.2439	2.2E-08		2.0E-03	4.6E-03
							Cumulative Risk:		2E-08		**HI:**	5E-03
Note:												
f_{inh} is the fraction of the inhalation toxicity value that USEPA identified as having a mutagenic mode of action.												
Only VOCs detected in the 4th Quarter 2015 groundwater sample at MW-178 (Parcel 5) are shown.												
Risks were calculated assuming residential exposure to groundwater-derived vapors in indoor air for 24 hours per day and 350 days per year for 30 years.												

Attachment C.38: Soil Moisture Profile for Residential Building (Slab-on-Grade) at Groundwater Monitoring Well MW-33R (Parcel 5) Whirlpool, Fort Smith, Arkansas

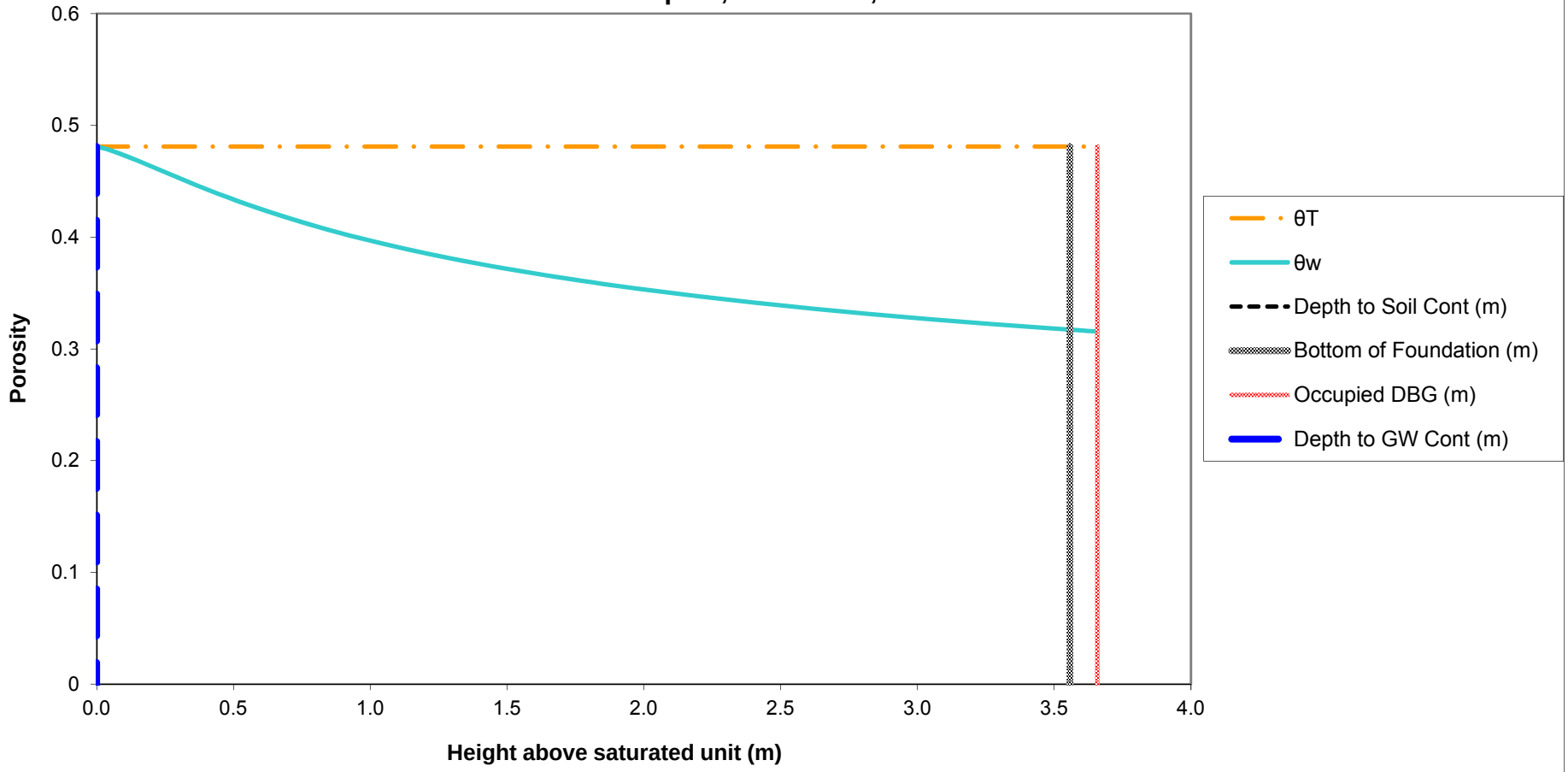

Notes:
The soil-water profile in the vadose zone is estimated using the van Genuchten soil-water retention equation with default water retention parameters appropriate for silt clay, as discussed in Appendix A, Section 3.3.1 of the ADEQ-approved Revised Risk Management Plan, which was used as the basis for the ADEQ Remedial Action Decision.

RAMBOLL ENVIRON

Attachment C.39: Normalized Indoor Air Concentration in a Residential Building (Slab-on-Grade) due to Vapor Intrusion from Groundwater at MW-33R (Parcel 5) Whirlpool, Fort Smith, Arkansas

Chem Group	Chemical	CASRN	D_{air} (m^2/day)	D_{water} (m^2/day)	H (unitless)	D_{crack} (m^2/day)	D_{eff}^T (m^2/day)	α_{soil}	α_{slab}	α_∞	C_{bldg} (L-water/m^3)
VOC	Acetone	67-64-1	1.07E+00	9.85E-05	1.14E-03	1.72E-01	1.87E-02	6.80E-02	2.73E-03	1.86E-04	2.12E-04
VOC	Benzene	71-43-2	7.60E-01	8.47E-05	1.59E-01	1.22E-01	8.15E-04	3.17E-03	2.73E-03	8.67E-06	1.38E-03
VOC	Bromoform	75-25-2	1.29E-01	8.90E-05	1.34E-02	2.07E-02	1.64E-03	6.37E-03	2.73E-03	1.74E-05	2.33E-04
VOC	Bromomethane	74-83-9	6.29E-01	1.05E-04	2.01E-01	1.01E-01	7.43E-04	2.89E-03	2.73E-03	7.90E-06	1.59E-03
VOC	Carbon Disulfide	75-15-0	8.99E-01	8.64E-05	9.26E-01	1.44E-01	2.93E-04	1.14E-03	2.73E-03	3.12E-06	2.89E-03
VOC	1,1-Dichloroethene	75-35-4	7.78E-01	8.99E-05	8.10E-01	1.25E-01	3.12E-04	1.22E-03	2.73E-03	3.32E-06	2.69E-03
VOC	cis-1,2-Dichloroethene	156-59-2	6.36E-01	9.76E-05	1.19E-01	1.02E-01	9.72E-04	3.78E-03	2.73E-03	1.03E-05	1.22E-03
VOC	1,2-Dichloropropane	78-87-5	6.76E-01	7.54E-05	7.82E-02	1.08E-01	1.09E-03	4.24E-03	2.73E-03	1.16E-05	9.07E-04
VOC	Trichloroethene	79-01-6	6.83E-01	7.86E-05	2.88E-01	1.10E-01	5.23E-04	2.04E-03	2.73E-03	5.57E-06	1.60E-03
VOC	Vinyl Chloride	75-01-4	9.16E-01	1.06E-04	9.00E-01	1.47E-01	3.44E-04	1.34E-03	2.73E-03	3.66E-06	3.30E-03

Notes:	Crack Soil and Building Characteristics			Crack Soil
	SCS Soil texture class			Sand
	Bulk density	kg/L	ρ_b	1.66
	Total porosity	L/L-soil	θ_T	0.375
	Water-filled porosity	L/L-soil	θ_w	0.054
	Air-filled porosity	L/L-soil	θ_a	0.321
	Residual saturation	L/L-soil	θ_r	0.053
	Hydraulic conductivity	cm/s	K	7.4E-03
	Dynamic viscosity of water	g/cm-s	μ_w	0.01307
	Density of water	g/cm^3	ρ_w	1.0
	Gravitational acceleration	cm/s^2	g	980.7
	Intrinsic permeability	cm^2	k	9.9E-08
	Relative saturation	unitless	S_e	0.004
	van Genuchten N	unitless	N	3.177
	van Genuchten M	unitless	M	0.685
	Relative air permeability	unitless	k_{rg}	0.998
	Permeability to vapor	cm^2	k_v	9.89E-08
	Distance from building foundation to source	m	L_{T-gw}	3.56
	Bldg foundation thickness	m	L_{crack}	0.1
	Bldg foundation length	m		10.00
	Bldg foundation width	m		10.00
	Bldg occupied height	m		2.44
	Bldg occupied volume	m^3		244.00
	Occupied depth below ground	m		0.0
	Bldg area for vapor intrusion	m^2	A_B	100.0
	Ratio of A_{crack} to A_B		η	4E-04
	Area of cracks	m^2	A_{crack}	4E-02
	Air exchange rate	$hour^{-1}$	ach	0.45
	Building ventilation rate	m^3/day	Q_{bldg}	2.64E+03
	Pressure difference between outdoors-indoors	$kg/m\text{-}s^2$	ΔP	1.0
	Viscosity of air	kg/m-s	μ_a	1.8E-05
	Crack length (bldg perimeter)	m	X_{crack}	40
	Crack depth below ground	m	Z_{crack}	0.10
	Crack radius	m	r_{crack}	1E-03
	Soil gas flow rate into bldg	m^3/day	Q_{soil}	7.20

Indoor air concentrations resulting from groundwater vapor intrusion into a building are estimated using the relationships described by Johnson and Ettinger (Heuristic model for predicting the intrusion rate of contaminant vapors into buildings, 1991), which USEPA recommends for screening level calculations, as discussed in Appendix A, Section 3.3.1 of the ADEQ-approved Revised Risk Management Plan, which was used as the basis for the ADEQ Remedial Action Decision.

The effective diffusion term DeffT is calculated based on a silty clay soil, as discussed in Appendix A, Section 3.3.1 of the ADEQ-approved Revised Risk Management Program.

RAMBOLL ENVIRON

Attachment C.40: Cancer Risk and Hazard Index Calculations for Vapor Intrusion into a Residential Building (Slab-on-Grade) from Groundwater at MW-33R (Parcel 5) Whirlpool, Fort Smith, Arkansas

							Cancer				Noncancer	
Chem Group	**Chemical**	**CASRN**	**Carc Class**	**ADAF**	**C_{gw}** (mg/L)	**$C_{building}$** (mg/m^3)	**URF** (m^3/mg)	**f_{inh}**	**Risk**		**RfC** (mg/m^3)	**HQ**
VOC	Acetone	67-64-1	ID	N	3.80E-03	8.05E-07					3.1E+01	2.5E-08
VOC	Benzene	71-43-2	A	N	3.90E-04	5.37E-07	7.8E-03		1.7E-09		3.0E-02	1.7E-05
VOC	Bromoform	75-25-2	B2	N	2.10E-04	4.88E-08	1.1E-03		2.2E-11			
VOC	Bromomethane	74-83-9	ID	N	1.60E-03	2.54E-06					5.0E-03	4.9E-04
VOC	Carbon Disulfide	75-15-0		N	5.20E-04	1.50E-06					7.0E-01	2.1E-06
VOC	1,1-Dichloroethene	75-35-4	C	N	2.30E-04	6.19E-07					2.0E-01	3.0E-06
VOC	cis-1,2-Dichloroethene	156-59-2	ID	N	8.00E-03	9.80E-06						
VOC	1,2-Dichloropropane	78-87-5	B2	N	2.00E-03	1.81E-06					4.0E-03	4.3E-04
VOC	Trichloroethene	79-01-6	HC	Y	7.52E-01	1.21E-03	4.1E-03	0.2439	2.8E-06		2.0E-03	5.8E-01
VOC	Vinyl Chloride	75-01-4	A	N	3.90E-04	1.29E-06	4.4E-03		8.0E-09		1.0E-01	1.2E-05
							Cumulative Risk:		3E-06		**HI:**	6E-01
Note:												
f_{inh} is the fraction of the inhalation toxicity value that USEPA identified as having a mutagenic mode of action.												
Only VOCs detected in the 4th Quarter 2015 groundwater sample at MW-33R (Parcel 5) are shown.												
Risks were calculated assuming residential exposure to groundwater-derived vapors in indoor air for 24 hours per day and 350 days per year for 30 years.												



ATTACHMENT C
Fourth Oxidant Injection Summary Report
Whirlpool Corporation
Fort Smith, Arkansas

Prepared for:
Whirlpool Corporation

Prepared by:
Ramboll Environ US Corporation

Date:
January 2016

Project Number:
34-37500H

Author

Professional Geologist/Reviewer

STATE OF ARKANSAS
REGISTERED PROFESSIONAL GEOLOGIST
No. 1825
ANDREW A. GREMOS

RAMBOLL ENVIRON

Table of Contents

Page

1 Introduction 1

2 Injection Activities 2
2.1 Temporary Injection Well Installation 2
2.2 Mobilization and Reagent Preparation 2
2.3 Reagent Injection 2

3 Monitoring 4
3.1 Baseline 4
3.2 Injection 4
3.3 Post Injection Monitoring 4

4 Results 6
4.1 Field Water Quality Parameters 6
4.2 Persulfate Concentrations 7
4.3 TCE Concentrations 7

5 Summary 9

List of Tables

Table 1a: Summary of ISCO Baseline Monitoring Well Water Analytical Results – July 2015
Table 1b: Summary of ISCO One Week Monitoring Well Water Analytical Results – October 2015
Table 1c: Summary of ISCO 30 day Monitoring Well Water Analytical Results – November 2015
Table 1d: Summary of ISCO 60 day Monitoring Well Water Analytical Results – December 2015
Table 2a: Summary of Water Quality Parameters and Persulfate Concentrations Supplemental Neck Area
Table 2b: Summary of Water Quality Parameters and Persulfate Concentrations Areas 2 and 3
Table 3a: Summary of TCE Concentrations – Supplemental Neck Area (July – December 2015)
Table 3b: Summary of TCE Concentrations – Areas 2 and 3 (July – December 2015)
Table 4a: Summary of TCE Concentrations – Supplemental Neck Area (May 2014 – December 2015)
Table 4b: Summary of TCE Concentrations – Areas 2 and 3 (May 2014 – December 2015)

List of Figures

Figure 1: Fourth ISCO Injection Event Locations
Figure 2: Fourth Injection Event Supplemental Neck Area TCE Concentrations vs Time – ISCO Wells
Figure 3: Fourth Injection Event TCE Concentrations vs Time – ISCO Wells

List of Appendices

Appendix A: Waste Disposal Records
Appendix B: Reagent Material Safety Data Sheets
Appendix C: BASP Injection Log
Appendix D: Laboratory Analytical Reports

1 Introduction

A fourth injection event for in-situ chemical oxidation (ISCO) for the Whirlpool site in Fort Smith, Arkansas, was completed September 28 through October 2, 2015, by Ramboll Environ US Corporation (Ramboll Environ). These activities were outlined in the document: *Supplement to the February 2014 Final Remedy Work Plan, Area 1 Work Plan, Whirlpool Corporation, Fort Smith*, ENVIRON International Corporation (ENVIRON) September 2014. During this event, base activated sodium persulfate (BASP) was introduced into the groundwater in the Supplemental Neck Area and Areas 2 and 3 offsite north of Ingersoll Avenue (Figure 1).

The Arkansas Department of Environmental Quality (ADEQ) reviewed the addendum to the Underground Injection Control (UIC) Submittal for Oxidant Injection for Remedial Activities related to the Class V Well Inventory Requirements submitted on August 31, 2015, for the fourth ISCO Injection event. ADEQ determined that the described injection activities would be "authorized by rule" as described in 40 CFR 144.84 and summarized in a letter dated September 14, 2015.

In-Situ Oxidative Technologies, Inc. (ISOTEC) of Lawrenceville, New Jersey, provided materials, equipment and personnel needed to introduce the reagent into the subsurface at the selected locations and assisted Ramboll Environ personnel in monitoring the progress of the injection event. This report summarizes the activities performed during the injection event and the data collected prior to, during and after oxidant injection.

2 Injection Activities

2.1 Temporary Injection Well Installation

Thirty-six temporary injection points (TIP-01 through TIP-36) were installed on approximate 14 to 16 foot grid spacing by Walker-Hill Environmental using direct push (Geoprobe) equipment. TIP-01 through TIP-18 and TIP-34, TIP-35 and TIP-36 were installed at the Supplemental Neck Area. TIP-19 through TIP-33 were installed at Areas 2 and 3. The location of injection points are shown on Figure 1. The direct push drill string utilized a specialized stainless steel laser cut screen assembly designed by ISOTEC specifically for oxidant injection. The 5 foot injection screen was advanced to depth targeting the gravelly portion of the Basal Transmissive Zone ranging from 20 to 30 feet below ground surface (bgs). Injection at the Supplemental Neck Area had a target depth of 27 to 30 feet bgs while Areas 2 and 3 had a target depth of 25 feet bgs.

All drill tooling was decontaminated between borings using high pressure municipal water and/or with municipal water and a low phosphate detergent wash followed by a municipal water rinse. Decontamination water was collected and containerized in labeled 350 gallon plastic totes and/or 55 gallon steel drums and staged on the site for future disposal. The disposal manifests for IDW decontamination water associated with injection activities are included in Appendix A.

2.2 Mobilization and Reagent Preparation

Equipment transported to the site by common carrier and local equipment rental providers included miscellaneous equipment such as hoses, pumps, drums, tanks, mixers, generator, compressor, etc. Materials transported to the site by specialized carriers included sodium persulfate, sodium hydroxide solution and proprietary catalysts and stabilizers. Water used during the injection event was obtained from an active municipal water line within the Whirlpool Boiler Building. A temporary chemical staging/preparation area was constructed onsite in the north parking lot immediately south of Ingersoll Avenue. All liquid chemicals were staged within a secondary containment unit. Reagents were mixed in small 55 gallon high density polyethylene (HDPE) drums or approximately 250 gallon totes immediately prior to injection within secondary containment area. Material safety data sheets (MSDSs) for the reagents are provided in Appendix B. As a precautionary safety measure, a fire extinguisher and emergency eye-wash station were staged close to the chemical preparation area. Safety procedures outlined in the site specific Health and Safety Plan were followed during reagent preparation.

2.3 Reagent Injection

ISCO reagent injected consisted of base activated sodium persulfate (BASP). BASP was determined, during the bench scale test in early 2014 and previous ISCO events, to be effective in reducing TCE concentrations. The BASP process generates sulfate radicals, hydroxyl radicals and superoxide radicals that promote enhanced desorption and degradation of the constituents of concern (COCs), primarily trichloroethene (TCE) and its degradation products. The end products of the reaction are carbon dioxide, sulfate, oxygen and water.

The BASP solution was delivered into the subsurface using pneumatic diaphragm pumps. During injection the instantaneous flow rate and pressure at the wellhead was monitored and

recorded at routine intervals. The following is a generalized summary of the injection activities by area:

- **Supplemental Neck Area:** Injected a total of 5,200 gallons of BASP solution into five previously installed (March 2014) permanent injection wells (IW-103, IW-104, IW-106, IW-107 and IW-109) and 21 temporary injection points advanced for this effort (TIP-01 through TIP-18 and TIP-34, TIP-35 and TIP-36) on September 29, September 30 and October 2, 2015 (Figure 1 and Table D-1, Appendix C).
- **Areas 2 and 3:** Injected a total of 3,800 gallons of BASP solution into four previously installed (March 2014) permanent injection wells (IW-120, IW-122, IW124 and IW-131) and 15 temporary injection points advanced for this effort (TIP-19 through TIP-33) on October 1 and October 2, 2015 (Figure 1 and Table D-1, Appendix C).

3 Monitoring

3.1 Baseline

Baseline water quality parameters and persulfate concentration monitoring was conducted at Supplemental Neck Area monitoring wells MW-23, MW-24 and MW-83 and Areas 2 and 3 monitoring wells MW-35R, MW-65, IW-77, IW-80 and MW-81 the week of September 28, 2015, prior to, during and after injections. MW-33R, located along the south side of Ingersoll Avenue between the Supplemental Neck Area and Areas 2 and 3, was included in the monitoring program for purposes of assessing the extent of sodium persulfate distribution.

Baseline volatile organic compound (VOC) data consists of the data collected from monitoring wells during the third quarterly groundwater monitoring event conducted the week of July 20, 2015 (Table 1a). The depth to water was recorded and low flow sampling methodology was used to monitor and collect temperature, specific conductivity, dissolved oxygen (DO), pH, oxidation-reduction potential (ORP) and sodium persulfate concentration readings (Tables 2a and 2b). Following stabilization groundwater samples were collected from each well and submitted to Pace Analytical Services, Inc. for VOC analysis by EPA Method 8260.

3.2 Injection

As indicated above, flow rate, volume and injection pressure at the injection point well head were monitored and recorded during oxidant solution injection (Appendix C). During injection, data was collected periodically from wells in each area including water levels, temperature, conductivity, DO, pH, ORP, peroxide and sodium persulfate. Sodium persulfate was measured using CHEMetrics' persulfate field test kit that employs the ferric thiocyanate method. Sodium persulfate tests were performed after elevated pH or conductivity readings were observed that indicate the presence of BASP in the samples. Grab groundwater samples for field water quality parameters and sodium persulfate concentrations were collected using disposable bailers or a peristaltic pump.

3.3 Post Injection Monitoring

Post injection monitoring for field parameters and sodium persulfate concentrations was conducted during the quarterly monitoring event the week of October 5, 2015 (week following the injection event), November 4 and 5, 2015 (30 days following the injection event) and December 1 and 2, 2015 (60 days following the injection event) (Tables 1b through 1d). The wells monitored remained the same as those monitored for the baseline monitoring; MW-23, MW-24 and MW-83 at the Supplemental Neck Area and MW-35R, MW-65, IW-77, IW-80 and MW-81 at Areas 2 and 3. As with the baseline monitoring, post-injection monitoring also included MW-33R.

Post injection monitoring events also included sampling for VOCs using EPA Method 5030B/8260. Residual, high concentrations of sodium persulfate within a groundwater monitoring sample may lead to inaccuracy in the laboratory measurement of contaminant concentrations. Accordingly, for monitoring wells with sodium persulfate levels in excess of 100 milligrams per liter (mg/L) the Ramboll Environ sampling team used “Total Confidence™ Oxidant Stabilization Kits” from FMC Environmental Solutions. The stabilization kit allows for the

addition of an oxidant neutralization chemical, ascorbic acid, to the groundwater samples during collection in the field, ensuring that the contaminant concentrations in groundwater samples are representative of conditions in the aquifer (i.e. the sample is stabilized to preclude further oxidation in the sample container prior to laboratory analysis).

4 Results

Laboratory analytical results are summarized in Tables 1a through 1d and laboratory analytical reports are found in Appendix D. Field measured parameters are summarized in Table 2a and Table 2b.

4.1 Field Water Quality Parameters

Conductivity, pH, DO and ORP are influenced by the injection of BASP solution into the subsurface. These influences can include increases in pH (more basic), elevated conductivity, DO and ORP (Tables 2a and 2b).

Observed changes in water quality parameters from baseline values through the post injection monitoring the week of October 5, 2015, are as follows:

- The most notable increases in pH occurred at MW-23 (4.71 to 12.80) at the Supplemental Neck Area and IW-77 (5.82 to 12.69) at Areas 2 and 3.
- The results for DO and ORP monitoring are difficult to interpret as several wells indicated elevated DO and ORP at baseline with subsequent DO and ORP levels both increasing and decreasing over the injection period.
- Elevated specific conductivity levels were noted in several wells. The greatest increases in specific conductivity (approximately 50% or more) were measured in MW-23 and MW-83 at the Supplemental Neck Area and MW-65, IW-77 and MW-81 at Areas 2 and 3.

Observed changes in water quality parameters from post injection monitoring the week of October 5, 2015, to the 30 day post injection monitoring event are as follows:

- All pH levels decreased over this time period except at MW-81. Elevated pH levels over baseline conditions continued to be observed at MW-23 at the Supplemental Neck Area and at MW-65, IW-77 and MW-81 at Areas 2 and 3
- Elevated specific conductivity levels, though dropping in most wells, continued to be observed at MW-23 and MW-83 at the Supplemental Neck Area and MW-65 and MW-81 at Areas 2 and 3.

Observed changes in water quality parameters from the 30 day post injection monitoring event to the 60 day post injection monitoring event are as follows:

- All pH levels increased, at least slightly, over this time period other than at wells MW-65 and IW-77 at Areas 2 and 3. Elevated pH levels over baseline conditions continued to be observed at MW-23 at the Supplemental Neck Area and at MW-65, IW-77 and MW-81 at Areas 2 and 3. A significant increase was observed at MW-35R (5.93 to 12.06) at Area 2 over this period. Also pH levels increased to levels above baseline conditions at IW-80 and MW-33R for the first time.
- Elevated specific conductivity levels continued to be observed at MW-23 and MW-83 at the Supplemental Neck Area and remained steady at MW-35R at Area 2. Specific conductivity levels decreased substantially at MW-65 at Area 2.

4.2 Persulfate Concentrations

Approximately one week following injection, a persulfate concentration greater than 1% of the concentration of persulfate in the BASP solution placed in the injection points (approximately 1,200 mg/L) was measured in six monitoring wells in the injection areas (MW-23 and MW-83 at the Supplemental Neck Area and MW-35R, MW-65, IW-77 and MW-81 at Areas 2 and 3). It should be noted that baseline persulfate concentration in monitoring wells MW-35R, MW-65 and IW-77 all at Areas 2 and 3 were higher than 1%. Baseline persulfate concentrations were not measured in MW-23 or MW-33R nor was persulfate concentrations measured one week post injection at MW-24.

Persulfate concentrations 30 days following injection increased at MW-23 and MW-83 at the Supplemental Neck Area, MW-33R and MW-35R, IW-77, IW-80 and MW-81 at Areas 2 and 3. After 30 days, monitoring wells where the concentration of persulfate was 1,200 mg/L or greater include MW-23, MW-35R, MW-65, IW-77, IW-80, MW-81 and MW-83. However, a decrease in persulfate concentrations was observed in MW-65 (from 14,000 mg/L to 7,000 mg/L) at Area 2 over this period.

Persulfate concentrations 60 days following injection increased at MW-24 (Supplemental Neck Area), IW-77 (Area 3) and remained the same at MW-83 (Supplemental Neck Area). Persulfate concentrations decreased in all other wells in both areas. After 60 days, the concentration of persulfate was 1,200 mg/L or greater at the following monitoring wells: MW-23 and MW-83 at the Supplemental Neck Area and MW-35R, MW-65, IW-77 and MW-81 at Areas 2 and 3. A decrease in persulfate Supplemental Neck Area concentrations was observed at MW-23 and Areas 2 and 3 concentrations at MW-35R, MW-65 and MW-81 during this period. The persulfate concentration in IW-80 decreased to below 1,200 mg/L after surpassing this threshold level for the first and only time during the previous monitoring event.

4.3 TCE Concentrations

Table 3a presents a comparison of groundwater monitoring results in the Supplemental Neck Area over the period from July 2015 to December 2015. The 60 day post injection monitoring results (December 2015) for the Supplemental Neck Area as compared to the baseline event in July 2015 indicate an average TCE reduction of approximately 65% over the evaluation period. Table 4a presents monitoring data over the duration of all ISCO events onsite (May 2014 through December 2015). Over this time period TCE concentrations in the Supplemental Neck Area have decreased by 83%. The sum of TCE concentrations for the representative wells in the Supplemental Neck Area decreased from approximately 1,296 micrograms per Liter (µg/L) in May 2014 to approximately 225 µg/L in December 2015 approximately 60 days following the fourth injection event.

Table 3b presents a comparison of groundwater monitoring results in Areas 2 and 3 over the period from July 2015 to December 2015. The 60 day post injection monitoring results (December 2015) for Areas 2 and 3 versus the most recent baseline event in July 2015 indicate TCE concentration decreased by 66%. Table 4b presents monitoring data over the duration of all ISCO events onsite (May 2014 through December 2015). Over this time period TCE concentrations in Areas 2 and 3 have decreased by 83%. The sum of TCE concentrations

decreased from approximately 3,865 µg/L in May 2014 to approximately 669 µg/L in December 2015, approximately 60 days following the fourth injection event.

The TCE concentrations in MW-33R located between the two injection areas (Areas 2 & 3 and the Supplemental Neck Area), exhibited a steady increase throughout the fourth injection event study period.

5 Summary

The fourth oxidant injection event occurred at the Whirlpool facility in Fort Smith, Arkansas, from September 28 through October 2, 2015. During this event 9,000 gallons of BASP were injected into nine injection wells and 36 temporary direct push injection points located in the Supplemental Neck Area and Areas 2 and 3. Key observations based on the monitoring data include the following:

- Field water quality parameters and persulfate concentrations indicate that the influence of the oxidant was measured in wells located in the injection area.
- Measurable levels of persulfate increased from the one week monitoring event to the 30 day monitoring event in seven of the nine monitoring wells included in post injection monitoring.
- At 60 days post injection, monitoring wells where the concentration of persulfate was 1,200 mg/L (approximately 1% of the concentration of persulfate in the BASP solution placed in the injection points) or more included: MW-23 and MW-83 in the Supplemental Neck Area and MW-35R, MW-65, IW-77 and MW-81 at Areas 2 & 3. This indicates the influence of oxidant was measured in wells located in the injection areas and is continuing to migrate away from injection areas.
- The sum of TCE concentrations for the wells in the Supplemental Neck (MW-101, MW-23, MW-24, MW-83 and MW-84) decreased from approximately 1,296 µg/L prior to the second injection event in May 2014 to approximately 225 µg/L by December 2015.
- The sum of the TCE concentrations for wells in Areas 2 and 3 (MW-35R, MW-65, IW-77, IW-80 and MW-81) decreased from approximately 3,865 µg/L prior to the second injection event in May to approximately 670 µg/L by December 2015.

Overall it appears that the fourth oxidant injection event and previous oxidant injection events have been very effective in reducing TCE concentrations in the treatment areas (~83% since May 2014). Minimal rebound in TCE concentrations was observed over the fourth injection event period and were observed in MW-24 (fourth injection event and since May 2014) at the Supplemental Neck Area and in IW-77 at Areas 2 and 3. The success of the ISCO injection efforts are anticipated to be further evident after receipt and assessment of the first quarter 2016 groundwater monitoring data.

Tables

TABLE 1A
SUMMARY OF ISCO BASELINE MONITORING WELL WATER ANALYTICAL RESULTS (JULY 2015)
Whirlpool Facility - Fort Smith, Arkansas

Location	Remedial Action Levels per ADEQ RADD Issued Dec 2013	Method Detection Limit (MDL)	IW-80	MW-33R	MW-35R	MW-65	MW-83	MW-23	MW-24	IW-77	MW-81
Ramboll Environ Sample ID			IW-80-201507	MW-33R-201507	MW-35R-201507	MW-65-201507	MW-83-201507	MW-23-201507	MW-24-201507	IW-77-201507	MW-81-201507
Sample Date			7/21/2015	7/22/2015	7/21/2015	7/20/2015	7/22/2015	7/23/2015	7/23/2015	7/21/2015	7/22/2015
Volatile Organic Compounds											
Acetone	12000	1.9	<1.9	6.5 J	<1.9	62.1	19.6	36.0	61.8	<1.9	15.5
Benzene	5	0.06	<.06	<.06	.11 J	.13 J	<.06	<.06	.13 J	<.06	<.06
Bromodichloromethane	80	0.19	<.19	<.19	<.19	<.19	<.19	<.19	.56 J	<.19	<.19
Bromoform	80	0.07	.97 J	.76 J	.16 J	5.0	.19 J	2.90	12.7	.35 J	2.8
Bromomethane	7	0.16	1.2 J	<.16	37.3	1.3 J	.75 J	9.40	8.0	6.3	7.0
2-Butanone	4900	0.59	<.59	<.59	<.59	4.1 J	<.59	3.5 J	<.59	<.59	<.59
Carbon Disulfide	720	0.12	<.12	.47 J	<.12	<.12	<.12	.19 J	.84 J	<.12	<.12
Chloroethane	12000	0.15	<.15	<.15	<.15	<.15	<.15	<.15	1.1	<.15	<.15
Chloroform	80	0.14	<.14	.23 J	.15 J	<.14	<.14	<.14	.63 J	.33 J	.24 J
Chloromethane	190	0.08	.6 J	<.08	39.9	2.5	.35 J	18.00	60.8	34.8	3.6
Dibromochloromethane	80	0.21	<.21	<.21	<.21	<.21	<.21	.22 J	.98 J	<.21	.22 J
1,2-Dichloroethane	5	0.12	<.12	2.4	<.12	<.12	<.12	<.12	<.12	<.12	<.12
1,1-Dichloroethene	7	0.2	<.2	.26 J	<.2	<.2	<.2	<.2	<.2	.29 J	1.2
cis-1,2-Dichloroethene	70	0.08	.39 J	6.8	1.0	.38 J	.49 J	.95 J	3.1	2.4	7.7
trans-1,2-Dichloroethene	100	0.2	<.2	1.4	<.2	<.2	<.2	<.2	.69 J	.39 J	1.3
Trichloroethene	5	0.17	12.5	488	33.7	26.3	27.9	37.8	178	130	275

Notes:
1 All concentrations are presented in µg/L
2 Only compounds with at least one detection are shown
3 Concentrations that exceed the Remedial Action Levels for Fort Smith ADEQ RADD Issued Dec 2013 are double underlined.
< = Not detected, less than MDL
J = Estimated concentration
RADD = Remedial action decision document
ADEQ = Arkansas Department of Environmental Quality
VOC = Volatile organic compounds
µg/L = Micrograms per Liter

TABLE 1B
SUMMARY OF ISCO ONE WEEK MONITORING WELL WATER ANALYTICAL RESULTS (OCTOBER 2015)
Whirlpool Facility - Fort Smith, Arkansas

Location	Remedial Action Levels per ADEQ RADD Issued Dec 2013	Method Detection Limit (MDL)	IW-80	MW-33R	MW-35R	MW-65	MW-83	MW-23	MW-24	IW-77	MW-81
Ramboll Environ Sample ID			IW-80-201510	MW-33R-201510	MW-35R-201510	MW-65-201510	MW-83-201510	MW-23-201510	MW-24-201510	IW-77-201510	MW-81-201510
Sample Date			10/6/2015	10/8/2015	10/7/2015	10/7/2015	10/8/2015	10/8/2015	10/8/2015	10/8/2015	10/8/2015
Volatile Organic Compounds											
Acetone	12000	1.9	5.6 J	<1.9	21.6	5.6 J	11	8.4 J	39.30	18.1	11.3
Benzene	5	0.06	<.06	.33 J	<.06	<.06	<.06	<.06	<.06	.13 J	.52 J
Bromoform	80	0.07	.8 J	.21 J	.18 J	.62 J	<.07	<.07	6.90	<.07	<.07
Bromomethane	7	0.16	<.16	<.16	23.0	1.5 J	25.7	<.16	7.50	3. J	4.4 J
2-Butanone	4900	0.59	<.59	<.59	<.59	<.59	<.59	<.59	4.5 J	<.59	1.6 J
Carbon Disulfide	720	0.12	<.12	.52 J	<.12	<.12	<.12	<.12	<.12	<.12	<.12
Carbon Tetrachloride	5	0.18	<.18	<.18	<.18	<.18	<.18	<.18	<.18	<.18	<.18
Chloroform	80	0.14	<.14	<.14	<.14	.18 J	.15 J	<0.14	.15 J	<0.14	.15 J
Chloromethane	190	0.08	.42 J	.08 J	14.7	.52 J	4.2	.47 J	13.00	2.1	3.1
Dibromochloromethane	80	0.21	<.21	<.21	<.21	<.21	<.21	<.21	.44 J	<.21	<.21
1,2-Dichloroethane	5	0.12	<.12	<.12	<.12	<.12	<.12	<.12	<.12	<.12	<.12
1,1-Dichloroethene	7	0.2	<.2	<.2	<.2	<.2	<.2	<.2	<.2	<.2	<.2
cis-1,2-Dichloroethene	70	0.08	.37 J	6.1	.58 J	<.08	.25 J	<.08	.83 J	.54 J	3.8
4-Methyl-2-pentanone	1000	0.42	<.42	<.42	<.42	<.42	<.42	<.42	.58 J	<.42	<.42
Trichloroethene	5	0.17	10.6	562	15.4	.28 J	9.8	.65 J	44.1	24.3	160
Vinyl Chloride	2	0.13	<.13	0.31 J	<.13	<.13	<.13	<.13	<.13	<.13	<.13

Notes:
1 All concentrations are presented in µg/L
2 y compounds with at least one detection are shown
3 Concentrations that exceed the Remedial Action Levels for Fort Smith ADEQ RADD Issued Dec 2013 are double underlined.
< = Not detected, less than MDL
J = Estimated concentration
RADD = Remedial action decision document
ADEQ = Arkansas Department of Environmental Quality
VOC = Volatile organic compounds
µg/L = Micrograms per Liter

TABLE 1C
SUMMARY OF ISCO 30 DAY MONITORING WELL WATER ANALYTICAL RESULTS (NOVEMBER 2015)
Whirlpool Facility - Fort Smith, Arkansas

Location	Remedial Action Levels per ADEQ RADD Issued Dec 2013	Method Detection Limit (MDL)	IW-80	MW-33R	MW-35R	MW-65	MW-83	MW-23	MW-24	IW-77	MW-81
Ramboll Environ Sample ID			IW-80-201511	MW-33R-201511	MW-35R-201511	MW-65-201511	MW-83-201511	MW-23-201511	MW-24-201511	IW-77-201511	MW-81-201511
Sample Date			11/5/2015	11/5/2015	11/4/2015	11/4/2015	11/5/2015	11/5/2015	11/5/2015	11/5/2015	11/5/2015
Volatile Organic Compounds											
Acetone	12000	1.9	10.7	3.8 J	51.8	50.3	44	20.1	84.8	25.1	22
Bromoform	80	0.07	.78 J	.18 J	J 0.45	<.07	<.07	<.07	12.3	<.07	.19 J
Bromomethane	7	0.16	2. J	1.6 J	9.1	1.7 J	37.7	2. J	5.4	4.9 J	5.5
2-Butanone	4900	0.59	<.59	<.59	<.59	3.5 J	<.59	<.59	.25 J	<.59	<.59
Carbon Disulfide	720	0.12	<.12	.2 J	<.12	<.12	<.12	<.12	<.12	<.12	<.12
Chloromethane	190	0.08	<.08	<.08	33.3	4.7	11.5	<.08	<.08	7.2	4.6
Dibromochloromethane	80	0.21	<.21	<.21	<.21	<.21	<.21	<.21	.72 J	<.21	<.21
1,1-Dichloroethene	7	0.2	<.2	.23 J	<.2	<.2	<.2	<.2	<.2	<.2	<.2
cis-1,2-Dichloroethene	70	0.08	<.08	8	J 0.36	<.08	<.08	<.08	.2 J	1.1	6.5
Trichloroethene	5	0.17	11	752	23.6	7.7	3.2	.4 J	75.8	95.1	233
Vinyl Chloride	2	0.13	<.13	.39 J	<.13	<.13	<.13	<.13	<.13	<.13	<.13

Notes:
1 All concentrations are presented in µg/L
2 Only compounds with at least one detection are shown
3 Concentrations that exceed the Remedial Action Levels for Fort Smith ADEQ RADD Issued Dec 2013 are double underlined.
< = Not detected, less than MDL
J = Estimated concentration
RADD = Remedial action decision document
ADEQ = Arkansas Department of Environmental Quality
VOC = Volatile organic compounds
µg/L = Micrograms per Liter

TABLE 1D
SUMMARY OF ISCO 60 DAY MONITORING WELL WATER ANALYTICAL RESULTS (DECEMBER 2015)
Whirlpool Facility - Fort Smith, Arkansas

Location	Remedial Action Levels per ADEQ RADD Issued Dec 2013	Method Detection Limit (MDL)	MW-33R	MW-35R	MW-65	MW-83	MW-23	MW-24	IW-77	IW-80	MW-81
Ramboll Environ Sample ID			MW-33R-201512	MW-35R-201512	MW-65-201512	MW-83-201512	MW-23-201512	MW-24-201512	IW-77-201512	IW-80-201512	MW-81-201512
Sample Date			12/2/2015	12/2/2015	12/2/2015	12/2/2015	12/1/2015	12/2/2015	12/2/2015	12/2/2015	12/2/2015
Volatile Organic Compounds											
Acetone	12000	1.9	6.5 J	37.2	17.9	34.3	8.2 J	86.7	29.8	8.9 J	14.9
Benzene	5	0.06	<.06	<.06	.29 J	<.06	<.06	<.06	.12 J	<.06	<.06
Bromodichloromethane	80	0.19	<.19	<.19	<.19	<.19	<.19	0.51 J	<.19	<.19	<.19
Bromoform	80	0.07	.75 J	<.07	.18 J	3.3	<0.07	13.8	<.07	1.1	.22 J
Bromomethane	7	0.16	1.3 J	6.8	<.16	14.4	1.1 J	7.2	5. J	<.16	7.5
Carbon Disulfide	720	0.12	<.12	<.12	<.12	<.12	<.12	.38 J	<.12	.14 J	<.12
Chloroethane	12000	0.15	<.15	<.15	<.15	<.15	<.15	.57 J	<.15	<.15	<.15
Chloroform	80	0.14	.32 J	<.14	<.14	<.14	<.14	.38 J	.31 J	<.14	<.14
Chloromethane	190	0.08	.77J	25.1	1.3	10.6	1.2	31.8	11.1	.71 J	3.8
Dibromochloromethane	80	0.21	<.21	<.21	<.21	<.21	<.21	.95 J	<.21	<.21	<.21
1,1-Dichloroethene	7	0.2	.76 J	<.2	<.2	.53 J	<.2	<.2	<.2	<.2	.43 J
cis-1,2-Dichloroethene	70	0.08	6.5	<.08	<.08	<.08	<.08	.59 J	1.3	.35 J	.84 J
trans-1,2-Dichloroethene	100	0.2	1.3	<.2	<.2	<.2	<.2	<.2	.34 J	<.2	<.2
4-Methyl-2-pentanone	1000	0.42	<.42	<.42	<.42	<.42	3.5 J	<.42	<.42	<.42	<.42
Methylene Chloride		0.15	.41 J	<.15	<.15	<.15	<.15	.68 J	.25 J	<.15	<.15
Trichloroethene	5	0.17	675	.89 J	6.6	1.3	<.17	84.1	87.8	9	56.1
Vinyl Chloride	2	0.13	.3 J	<.13	<.13	<.13	<.13	<.13	<.13	<.13	<.13

Notes:
1 All concentrations are presented in µg/L
2 Only compounds with at least one detection are shown
3 Concentrations that exceed the Remedial Action Levels for Fort Smith ADEQ RADD Issued Dec 2013 are double underlined.
< = Not detected, less than MDL
J = Estimated concentration
RADD = Remedial action decision document
ADEQ = Arkansas Department of Environmental Quality
VOC = Volatile organic compounds
µg/L = Micrograms per Liter

TABLE 2A
SUMMARY OF WATER QUALITY PARAMETERS AND PERSULFATE CONCENTRATIONS
SUPPLEMENTAL NECK AREA (JULY - DECEMBER 2015)
Whirlpool Facility - Fort Smith, Arkansas

Well	Date	Level/Depth TOC (ft)	Temperature (°C)	Specific Conductivity (µS/cm)	DO (mg/L)	pH (SU)	ORP (mV)	Sodium Persulfate (mg/L)
MW-23	7/23/2015	10.42	24.58	1,979	0.27	4.71	403.8	NM
MW-23	9/30/2015	11.01	25.62	70,201	6.84	12.99	233.9	28,000
MW-23	10/8/2015	10.85	24.07	35,680	4.99	12.80	133.8	14,000
MW-23	11/5/2015	11.12	20.29	12,565	0.72	12.17	177.3	16,800
MW-23	12/1/2015	11.00	19.65	18,260	11.17	12.22	149.0	14,000
MW-24	7/23/2015	11.05	23.31	3,770	0.18	3.69	507.9	NM
MW-24	9/30/2015	10.54	24.69	154	8.45	5.77	243	NM
MW-24	10/1/2015	NM	NM	2,800	NM	5.15	NM	NM
MW-24	10/2/2015	NM	22.14	2,735	2.91	4.82	533.5	NM
MW-24	10/8/2015	11.20	26.84	3,362	0.96	4.47	367.2	NM
MW-24	11/5/2015	12.70	22.03	3,281	1.17	3.35	438.4	420
MW-24	12/2/2015	11.75	19.05	4,041	0.19	3.87	473.6	700
MW-33R	7/22/2015	9.67	22.74	1,085	0.41	5.7	49.3	NM
MW-33R	9/29/2015	9.06	22.59	814	2.14	5.89	130.8	NM
MW-33R	9/30/2015	9.45	21.94	887	9.75	6.14	303	NM
MW-33R	10/1/2015	9.10	NM	839	NM	6.2	NM	ND
MW-33R	10/2/2015	NM	22.69	931	2.13	6.09	318	14
MW-33R	10/8/2015	9.60	26.17	892	0.4	5.55	334.9	14
MW-33R	11/5/2015	10.20	21.96	949	0.31	5.42	330.5	630
MW-33R	12/2/2015	10.14	18.05	1,232	0.62	6.17	229.8	140
MW-83	7/22/2015	10.16	23.55	2,569	4.66	10.34	145.9	280
MW-83	9/29/2015	NM	23.83	4,781	2.8	10.1	135.6	NM
MW-83	9/30/2015	10.10	24.04	3,912	3.69	9.35	206.9	1,400
MW-83	9/30/2015	9.91	24.82	4,228	4.17	10.42	540.3	2,100
MW-83	10/1/2015	10.35	25.29	58,640	0.72	13.08	312	NM
MW-83	10/8/2015	10.50	26.5	17,539	0.74	11.57	354.6	17,500
MW-83	11/5/2015	10.90	23.92	11,742	1.34	6.59	366.6	21,000
MW-83	12/2/2015	10.92	19.89	12,911	2.13	8.05	321.8	21,000

Notes:

NM = Not measured
TOC = Top of casing
ft = Feet
°C = Degrees celsius
µS/cm = Microsiemens per centimeter
mg/L = Milligrams per liter
SU = Standard unit
DO = Dissolved oxygen
ORP = Oxidation reduction potential
mV = Millivolts

RAMBOLL ENVIRON

TABLE 2B
SUMMARY OF WATER QUALITY PARAMETERS AND PERSULFATE CONCENTRATIONS
AREAS 2 and 3 (JULY - DECEMBER 2015)
Whirlpool Facility - Fort Smith, Arkansas

Well	Date	Level/Depth TOC (ft)	Temperature (°C)	Specific Conductivity (uS/cm)	DO (mg/L)	pH (SU)	ORP (mV)	Sodium Persulfate (mg/L)
IW-77	7/21/2015	7.65	20.81	6,159	0.43	5.82	237.4	4,200
IW-77	10/1/2015	NM	NM	29,560	NM	12.85	NM	NM
IW-77	10/8/2015	7.84	20.67	19,837	1.25	12.69	224.7	3,500
IW-77	11/5/2015	8.30	19.88	6,610	1.71	10.86	242.3	6,000
IW-77	12/2/2015	8.35	17.84	8,432	0.49	9.39	241.3	8,400
IW-80	7/21/2015	8.03	20.29	2,582	1.01	6.36	10.0	560
IW-80	10/6/2015	8.24	22.53	2,065	0.48	5.97	397.1	560
IW-80	11/5/2015	8.62	20.58	2,849	0.49	5.96	304.7	1,680
IW-80	12/2/2015	8.77	16.61	1,938	0.37	7.15	224.7	560
MW-35R	7/21/2015	8.52	21.61	14,775	4.51	6.09	526.9	14,000
MW-35R	10/1/2015	NM	NM	580	NM	NM	NM	ND
MW-35R	10/7/2015	8.71	22.11	15,032	1.87	6.17	404.2	8,400
MW-35R	11/4/2015	9.23	21.84	15,229	0.82	5.93	425	19,600
MW-35R	12/2/2015	9.20	16.78	17,007	10.52	12.06	226.7	7,000
MW-65	7/20/2015	8.48	21.83	8,965	2.14	10.14	20.1	35,000
MW-65	10/7/2015	8.77	21.69	51,280	5.5	13.16	204.6	17,500
MW-65	11/4/2015	9.23	20.52	20,431	4.09	12.45	83.7	14,000
MW-65	12/2/2015	9.20	16.59	7,138	3.2	11.83	66.1	7,000
MW-81	7/22/2015	8.16	20.66	1,740	0.4	5.32	84.2	140
MW-81	10/2/2015	NM	19	4,731	3.48	5.81	450	5,600
MW-81	10/8/2015	8.41	21.24	6,027	0.29	7.11	270.8	2,800
MW-81	11/5/2015	8.90	19.26	6,111	1.89	8.58	269.3	16,800
MW-81	12/2/2015	8.89	17.14	5,249	2.51	9.38	222.3	6,300

Notes:

NM = Not measured
TOC = Top of casing
ft = Feet
°C = Degrees celsius
µS/cm = Microsiemens per centimeter
mg/L = Milligrams per liter
SU = Standard unit
DO = Dissolved oxygen
ORP = Oxidation reduction potential
mV = Millivolts

RAMBOLL ENVIRON

TABLE 3A
SUMMARY OF TCE CONCENTRATIONS
SUPPLEMENTAL NECK AREA (JULY - DECEMBER 2015)
Whirlpool Facility - Fort Smith, Arkansas

		TCE Concentrations (µg/L)			
Event	**Date(s)**	**MW-23**	**MW-24**	**MW-83**	**Total TCE Reduction[1]**
Baseline	7/20/2015	37.8	178	27.9	244
5-7 days after injection	10/5/2015	0.65 J	44.1	9.8	55
30 days after injection	11/5/2015	0.40 J	75.8	3.2	79
60 days after injection	12/2/2015	0.17 U	84.1	1.3	86
	Percent Reduction	99.6%	52.8%	95.3%	64.9%

Notes:
TCE = Trichloroethylene
µg/L = Micrograms per liter
U = Not Detected
J = estimated value
[1]MW-33R not included in Total TCE Reduction calculation

TABLE 3B
SUMMARY OF TCE CONCENTRATIONS
AREAS 2 and 3 (JULY - DECEMBER 2015)
Whirlpool Facility - Fort Smith, Arkansas

		TCE Concentrations (µg/L)					
Event	**Date(s)**	**MW-35R**	**MW-65**	**IW-77**	**IW-80**	**MW-81**	**Total TCE Reduction**
Baseline	7/20/2015	33.7	26.3	130	12.5	275	478
5-7 days after injection	10/5/2015	15.4	0.28 J	24.3	10.6	160	211
30 days after injection	11/5/2015	23.60	7.7	95.1	11	233	370
60 days after injection	12/2/2015	0.89 J	6.6	87.8	9	56.1	160
	Percent Reduction	97.4%	74.9%	32.5%	28.0%	79.6%	66.4%

Notes:
TCE = Trichloroethylene
µg/L = Micrograms per liter
J = Estimated value

TABLE 4A
SUMMARY OF TCE CONCENTRATIONS (SUPPLEMENTAL NECK AREA)
MAY 2014 - DECEMBER 2015
Whirlpool Facility - Fort Smith, Arkansas

	TCE Concentrations (µg/L)						
Date(s)	**IW-101**	**MW-23**	**MW-24**	**MW-83**	**MW-84**	**Total TCE Reduction (All Wells)**	
5/22 & 23/2014	509	22.8	79.7	470	214	1296	
7/8/2014	150	27.8	102	nm	nm		
9/12/2014	139	62.1	55.7	213	0.93	572	
10/23/2014	nm	189	33.1	210	0.68		
1/14-15/2015	nm	115	26.9	101	0.5 U	382	
4/14-16/2015	nm	57.5	18.8	151	0.5 U	367	
7/20/2015	nm	37.8	178	27.9	0.29 J	383	
10/7-8/2015	nm	0.65 J	44.1	9.8	0.17 U	194	
12/1-2/2015	nm	0.17 J	84.1	1.3	nm	225	
Percent Reduction	72.7%	-728.9%	58.5%	55.3%	99.7%	55.9%	**4th Quarter 2014**
	-	-404.4%	66.2%	78.5%	99.8%	70.5%	**1st Quarter 2015**
	-	-152.2%	76.4%	67.9%	99.8%	71.7%	**2nd Quarter 2015**
	-	-65.8%	-123.3%	94.1%	99.9%	70.4%	**3rd Quarter 2015**
	-	99.3%	-5.5%	99.7%	99.9%	82.7%	**4th Quarter 2015**

Notes:
TCE = Trichloroethylene
nm = Not measured
µg/L = Micrograms per liter
U = Not detected above noted method detection limit

TABLE 4B
SUMMARY OF TCE CONCENTRATIONS (AREAS 2 AND 3)
MAY 2014 - DECEMBER 2015
Whirlpool Facility - Fort Smith, Arkansas

	TCE Concentrations (µg/L)												
Date(s)	**IW-115**	**MW-81**	**MW-82**	**IW-77**	**IW-78**	**IW-79**	**MW-34**	**MW-35R**	**MW-36**	**MW-65**	**IW-80**	**Total TCE Reduction (all wells)**	
5/13-14 & 5/28-30/2014	504	512	285	1460	255	426	19.9	183	0.5 U	195	24.2	3865	
7/29-30/2014	nm	nm	nm	1540	nm	nm	78.2	64.7	0.61	17.1	25.6	3708	
9/11 & 10/14-23/2014	355	463	50	554	39.6	105	47.7	79.2	0.5 U	30.8	11.8	1737	
1/12-14/2015	nm	385	66	201	nm	nm	22	10.9	0.5 U	19.2	7.1	1211	
4/14-15/2015	nm	198	0.5 U	153	nm	nm	13.8	39.5	0.5 U	16	9.2	930	
7/20/2015	nm	275	5.3	130	nm	nm	3.5	33.7	0.22 J	26.3	12.5	986	
10/6-8/2015	nm	160	4.2	24.3	nm	nm	4.5	15.4	0.17 U	0.28 J	10.6	719	
12/1-2/2015	nm	56.1	nm	87.8	nm	nm	nm	0.89 J	nm	6.6	9	669	
Percent Reduction	29.6%	9.6%	82.5%	62.1%	84.5%	75.4%	-139.7%	56.7%	-	84.2%	51.2%	55.1%	**4th Quarter 2014**
	-	73.6%	95.5%	86.2%	-	-	-10.6%	94.0%	-	90.2%	70.7%	68.7%	**1st Quarter 2015**
	-	86.4%	100.0%	89.5%	-	-	30.7%	78.4%	-	91.8%	62.0%	75.9%	**2nd Quarter 2015**
	-	81.2%	99.6%	91.1%	-	-	82.4%	81.6%	-	86.5%	48.3%	74.5%	**3rd Quarter 2015**
	-	96.2%	98.5%	94.0%	-	-	77.4%	99.5%	-	96.6%	62.8%	82.7%	**4th Quarter 2015**

Notes:
TCE = Trichloroethylene
nm = Not measured
µg/L = Micrograms per liter
U = Not detected above noted method detection limit

Figure

L:\Loop Project Files\00_CAD FILES\34\Whirlpool_4th Qtr 2015 M&R Act 3437500F\01_Fourth ISCO Injection Event Locs (r011916).dwg

LEGEND

- EXISTING MONITORING WELL
- 999 PERMANENT INJECTION WELL
- TEMPORARY INJECTION POINT
- INJECTION WORK AREA
- APPROXIMATE PROPERTY BOUNDARY

N

IW-74
IW-73
MW-41R
IW-76
MW-39R
MW-81
MW-82
AREA 3
IW-77
IW-80
MW-36R
IW-78
IW-115
IW-79
MW-65
MW-35R
MW-34R
AREA 2
INJECTION ARRAY 2

TEMPORARY IP's	15
EXISTING IW's	4
VOLUME - UP TO	3,800 gal

INGERSOLL AVENUE

MW-31R
MW-32R
MW-33R
MW-27
MW-23
MW-83
IW-101
MW-84
INJECTION ARRAY 1
SUPPLEMENTAL NECK AREA
MW-24

TEMPORARY IP's	21
EXISTING IW's	5
VOLUME - UP TO	5,200 gal

ITMW-16
ITMW-14
ITMW-13
MW-38
ITMW-17
ITMW-15
ITMW-11
MW-37
ITMW-12
MW-85
MW-172

0 40
SCALE IN FEET

SOURCE: GOOGLE EARTH PRO (MAY 2014).

RAMBOLL ENVIRON

FOURTH ISCO INJECTION EVENT LOCATIONS
WHIRLPOOL FACILTY
FORT SMITH, ARKANSAS

FIGURE
1

DRAFTED BY: ELS/CKL | DATE: 1/19/16

3437500F

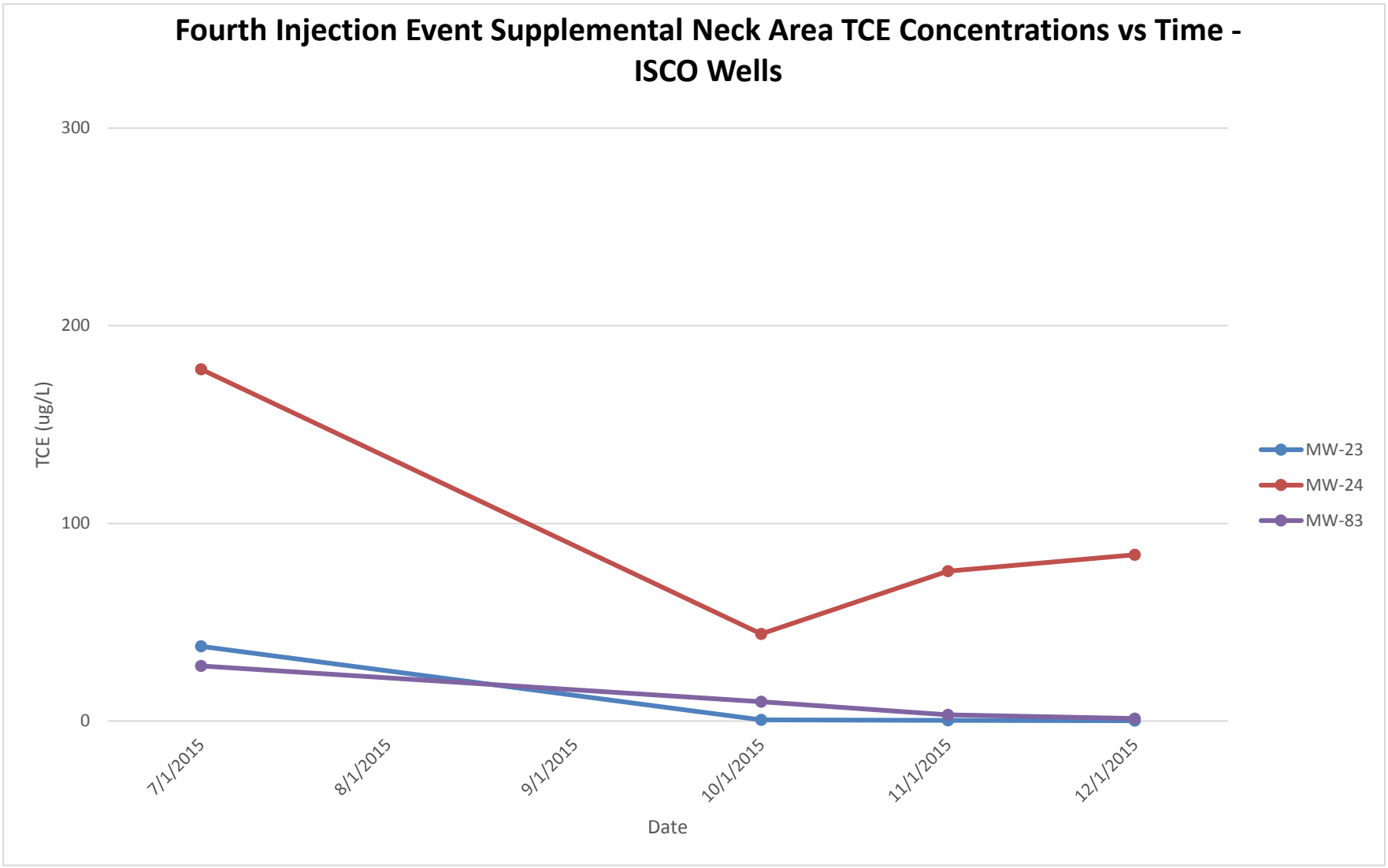

Figure 2
Whirlpool Facility
Fort Smith, Arkansas

RAMBOLL ENVIRON

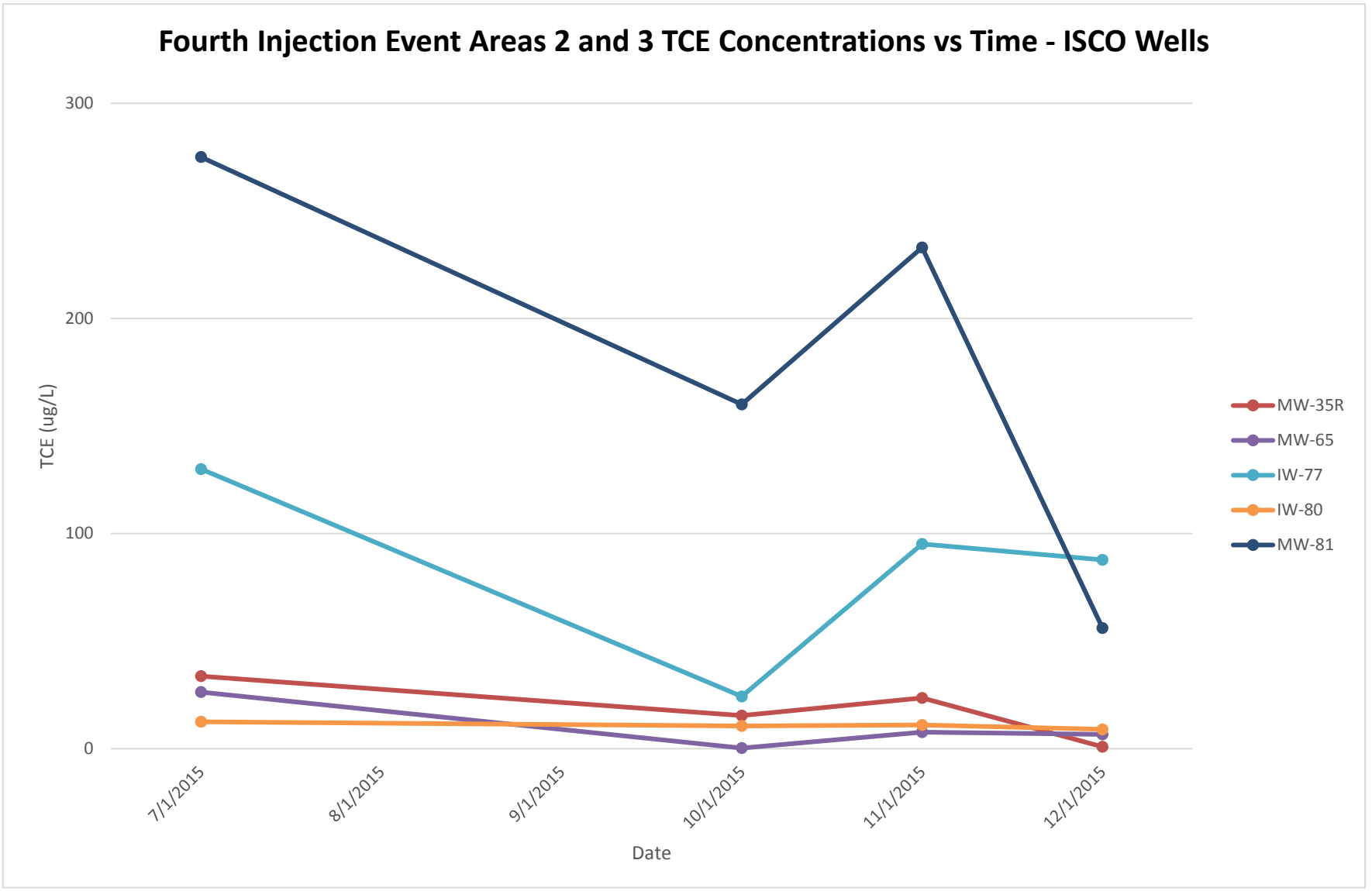

Figure 3
Whirlpool Facility
Fort Smith, Arkansas

RAMBOLL ENVIRON

Appendix A

Waste Disposal Records

Bill of Lading/Shipment Receipt

Page 1 of 1
10/06/15 17:43:14

STEVE

BRENNTAG

ISOTEC
6400 JENNY LIND ROAD
(FORMER WHIRLPOOL LOC)
FORT SMITH, AR 72908

PHONE: 620-794-6203
FAX:

Ship To: BRENNTAG SOUTHWEST, INC.
206 E. MORROW RD.
SAND SPRINGS, OK 74063

Phone: 918-245-6666 Ext:

Sold To: ISOTEC
11 PRINCESS ROAD SUITE A
LAWRENCEVILLE, NJ 08648

Phone: 609-275-8500 Ext:

BOL# . .: 509734-00
Customer: 72528 Ship To: 1
Attn-
FOB. . .: COLLECT/SHIPPING PT
Ship Via: OUR TRUCK
Recv Hrs: 8:00 AM- 2:00 PM
Terms. .: NET 30

Delv Date: 10/07/15
Ship Date: 10/07/15 O Ship From: 17
Frt Terms: 17 Frt Code :
Taken By : DD07CLB Sls Per .: 70
Placed By: YAN
Phone#. .: 609-843-0485
Cust PO# : PICK UP EMPTIES ONLY

QUANTITY SHIPPED	PACKAGING	HM	DESCRIPTION	M	QUANTITY ORDERED	QUANTITY BACK ORDERED	PRODUCT CODE	CONTAINER DEPOSIT	GROSS WEIGHT
.0000	.0000 EA	DRUM	RESIDUE: LAST CONTAINED PICK UP EMPTY CONTAINER	OX F/S	*NONE		781354		

IF LEAK OR SPILL OCCURS DURING TRANSPORTATION:

FOR EMERGENCY ASSISTANCE-CALL CHEMTREC 1-800-424-9300;RQ SPILLS-NAT'L RESPONSE CENTR 1-800-424-8802 WEIGHT
BRENNTAG SW REQUIRES IMMEDIATE NOTIFICATION OF SPILLS, INJURIES,OR ACCIDENTS INVOLVING THIS SHIPMENT IN LBS

********** RESIDUE RETURN PRODUCTS **********

******* DO NOT SHIP *******

DRIVERS PLEASE LIST SERIAL NUMBERS ON ALL RETURN SERIAL CONTAINERS

**********OPERATIONS NOTES**********

FOR : ISOTEC JOB SITE: ATTN MR. JOSH MYERS
CONTACT: JOSH 720-459-0521 OR 303-332-5469
DRIVER: PLS CALL 1 HOUR PRIOR TO ARRIVAL
DOCK: ~~TRK LEVEL, NO FORKLIFT~~, NEED PALLET JACK ON TRUCK.

Picked up 36 Drums

This is to certify that the above named materials are properly classified, described, packaged, marked, and labeled, and are in proper condition for transportation according to the applicable regulations of the Department of Transportation.

Signature of Shipper: _____

PURCHASER'S ACCEPTANCE OF THE GOODS COVERED BY THIS DOCUMENT SHALL CONSTITUTE ACCEPTANCE BY THE PURCHASER OF ALL TERMS AND CONDITIONS OF SALE STATED ON THE REVERSE SIDE HEREOF. MOREOVER, PURCHASER, HEREBY ACKNOWLEDGES RECEIPT OF ALL REQUIRED SDS(S).

Received by: _____ **Date:** 10-7-15

Contract Reviewed by:_____ Loaded by:_____ Checked by:_____
Received by signature:_____ Print by:_____ Del by:_____
Date:_____ Driver arrival Time:_____ Driver Depart Time:_____
Returned Drums: 36 Returned Totes:_____ Received COA_____
Returned 150's_____ Tons:_____ Pallets Shipped:_____ Sec.Straps_____

CUSTOMER COPY

Appendix B

Reagent Material Safety Data Sheets

MATERIAL SAFETY DATA SHEETS

Please note that all Material Safety Data Sheets provided for ISOTEC^{SM} reagents are for pure components in dry form. Prior to in-situ injection, ISOTEC^{SM} catalyst reagent is prepared by diluting these dry components in excess of water, typically by a factor of 50-100 (by weight). Therefore, the properties and effects described in the Material Safety Data Sheets are significantly lower for each component. For hydrogen peroxide, 35% to 50% concentration is typically diluted in water by a factor of 2-7 (by weight).

MSDS # 6368
Brenntag Northeast

kemira

MATERIAL SAFETY DATA SHEET

HYDROGEN PEROXIDE (20 to 60%)

KEM001 Revised March 2010

CHEMICAL PRODUCT/COMPANY IDENTIFICATION

Material Identification

Formula : H_2O_2
Molecular Weight : 34.02

Trade Names and Synonyms

Standard grade hydrogen peroxide aqueous solutions: 30SG, 35SG, 50SG
Kemi-Pure™ food grade hydrogen peroxide aqueous solutions: 30FG, 35FG, 50FG

Product Use Bleaching Agent
Oxidizing Agent

Standard Grade:
- certified by NSF to meet NSF/ANSI Standard 60 requirement for drinking water treatment
- most suitable grade for industrial bleaching; water, effluent and soil treatments; and general oxidation reactions
- Kosher-certified (COR 721)

Kemi-Pure™
- meets Food Chemical Codex requirements food-related applications
- NSF and Kosher-certified

Company Identification

MANUFACTURER/DISTRIBUTOR

Kemira Chemicals Canada Inc.
1380 County Road 2
P.O. Box 615
Maitland, Ontario K0E 1P0

PHONE NUMBERS

Product Information:	1-800-263-5902
Transportation Emergency Response:	1-800-567-7455 (24 HOURS)
Product/Medical Emergency:	1-800-303-4338 (24 HOURS)

NOTICE FROM KEMIRA: The information on this material Safety Data Sheet relates only to the specific material designated herein and does not relate to use in combination with any other material or in any process.

IMPORTANT: While Brenntag believes that the information contained herein to be accurate, Brenntag makes no representation or warranty, express, implied or otherwise regarding and assumes no liability for the accuracy or completeness of the information.
The Buyer assumes all responsibility for using and handling the Product in accordance with applicable federal, state, and local regulations.
This MSDS shall not in any way limit or preclude the operation and effect of any of the provisions of Brenntag's terms and conditions of sale.

kemira

COMPOSITION/INFORMATION ON INGREDIENTS

COMPONENTS

Material	CAS Number	%
Hydrogen Peroxide	7722-84-1	20-60
Water	7732-18-5	80-40

HAZARDS IDENTIFICATION

Potential Health Effects

Hydrogen peroxide may cause severe irritation or burns of the skin, eyes and mucous membranes. Splashes in the eye can cause severe eye damage with ulceration of the cornea and may cause irreversible eye damage, including blindness. Skin exposure can result in bleaching of the skin and hair.

Inhalation of concentrated vapors can cause irritation of the nose and throat with chest discomfort, cough, difficulty in breathing and shortness of breath.

Ingestion can cause irritation of the upper gastrointestinal tract with pain and distention of the stomach and esophagus due to liberation oxygen.

Gross overexposure by ingestion may be fatal.

Human Health Effects:

Skin contact with aqueous solutions of less than 50% may cause irritation with discomfort or rash. Higher or prolonged exposure may result in skin burns or ulceration. Evidence suggests that skin permeation can occur in amounts capable of producing systemic toxicity. Effects of eye contact with aqueous solutions of less than 5% may include eye irritation with discomfort, tearing, or blurring of vision. Higher or prolonged exposure may result in eye corrosion with corneal or conjunctival ulceration. Contact with aqueous concentrations of greater than 10% may result in eye corrosion with corneal or conjunctival ulceration with possible irreversible eye damage, including blindness.

Overexposure by inhalation may cause irritation of the upper respiratory passages or nonspecific discomfort such as nausea, headache, or weakness. Higher inhalation exposures may lead to temporary lung irritation effects with cough, discomfort, difficulty breathing, or shortness of breath; or fatality from gross overexposure. Ingestion may cause irritation of the gastrointestinal tract with upper abdominal pain, "heartburn", nausea, vomiting, and diarrhea. "Coffee grounds" vomitus and black tarry stools may occur as a result of gastrointestinal tract bleeding. Additional effects from overexposure include red blood cell destruction, or gas embolism.

As a consequence of the potential of serious injury through misuse of hydrogen peroxide, by direct human consumption, Health Canada has directed that hydrogen peroxide (≥ 35%) be classified as (acutely) Toxic under its WHMIS program for occupational health hazard awareness.

When used as colonic lavage, hydrogen peroxide has caused gas embolism and gangrene of the intestine at concentrations down to 0.75%. Gross overexposure by ingestion may be fatal.

IMPORTANT: While Brenntag believes that the information contained herein to be accurate, Brenntag makes no representation or warranty, express, implied or otherwise regarding and assumes no liability for the accuracy or completeness of the information.
The Buyer assumes all responsibility for using and handling the Product in accordance with applicable federal, state, and local regulations.
This MSDS shall not in any way limit or preclude the operation and effect of any of the provisions of Brenntag's terms and conditions of sale.

Individuals with preexisting diseases of the skin, eyes, or lungs may have increased susceptibility to the toxicity of excessive exposures.

Carcinogenicity Information

None of the components present in this material at concentrations equal to or greater than 0.1% are listed by IARC, NTP, OSHA or ACGIH as a carcinogen.

FIRST AID MEASURES

First Aid

INHALATION

If inhaled, immediately remove to fresh air. If not breathing, give artificial respiration. If breathing is difficult, give oxygen. Call a physician.

SKIN CONTACT

In case of contact, immediately flush skin with plenty of water for at least 15 minutes while removing contaminated clothing and shoes. Call a physician. Wash contaminated clothing and shoes promptly and thoroughly.

EYE CONTACT

In case of contact, immediately flush eyes with plenty of water for at least 15 minutes. Call a physician.

INGESTION

If swallowed, do not induce vomiting. Give large quantities of water. Never give anything by mouth to an unconscious person. Call a physician.

Notes to Physicians:

If swallowed, large amounts of oxygen may be released quickly. The distention of the stomach or esophagus may be injurious. Insertion of a gastric tube may be advisable.

FIRE FIGHTING MEASURES

Flammable Properties

Will not burn, but decomposition, which may be caused by heat or contamination will release oxygen which will increase the explosive limit range and burning rate of flammable vapors.

IMPORTANT: While Brenntag believes that the information contained herein to be accurate, Brenntag makes no representation or warranty, express, implied or otherwise regarding and assumes no liability for the accuracy or completeness of the information.
The Buyer assumes all responsibility for using and handling the Product in accordance with applicable federal, state, and local regulations.
This MSDS shall not in any way limit or preclude the operation and effect of any of the provisions of Brenntag's terms and conditions of sale.

Fire and Explosion Hazards:

Strong oxidizer. Contact with clothing or combustibles may cause fire. Effect may be delayed. Contact with organic liquids or vapors may cause immediate fire or explosion, especially if heated. Under certain circumstances, detonation may be delayed. Oxygen release from hydrogen peroxide may force organic or hydrogen vapors into an explosive range. Follow appropriate National Fire Protection Association (NFPA) codes.

Flash Point: Not Applicable....non-flammable

Upper and Lower Flammability Limits: Not Applicable....non-flammable

Auto-Ignition Temperature: Not Applicable....non-flammable

Explosion Data
- sensitivity to mechanical impact: Not Applicable
- sensitivity to static discharge: Not Applicable

Extinguishing Media

Use only water.

Fire Fighting Instructions

Flood with water. Cool tank/container with water spray.

Wear full protective clothing (rubber suit and boots) including chemical splash goggles or hood and self-contained breathing apparatus.

ACCIDENTAL RELEASE MEASURES

Safeguards (Personnel)

NOTE: Review FIRE FIGHTING MEASURES and HANDLING (PERSONNEL) sections before proceeding with clean-up. Use appropriate PERSONAL PROTECTIVE EQUIPMENT during clean-up.

Accidental Release Measures

Comply with Federal, State and local regulations on reporting releases of wastes. Hold in a diked area until hydrogen peroxide decomposes. May be destroyed with sodium metabisulfite or sodium sulfite (1.9 lbs. SO_2 equivalent per lb. of peroxide) after diluting to 5-10%. Develop acceptable disposal plan in conjunction with necessary regulatory authorities. Disposal method may include dilution to non-impact concentration and drainage to appropriate chemical sewer or waste treatment system.

The Extremely Hazardous Substance List Reportable Quantity for >52% Hydrogen Peroxide is 1 lb.

IMPORTANT: While Brenntag believes that the information contained herein to be accurate, Brenntag makes no representation or warranty, express, implied or otherwise regarding and assumes no liability for the accuracy or completeness of the information.
The Buyer assumes all responsibility for using and handling the Product in accordance with applicable federal, state, and local regulations.
This MSDS shall not in any way limit or preclude the operation and effect of any of the provisions of Brenntag's terms and conditions of sale.

HANDLING AND STORAGE
(ACCIDENTAL RELEASE MEASURES – Continued)

If Hydrogen Peroxide (20 to 60%) is spilled and not recovered, or is recovered as a waste for treatment or disposal, the CERCLA Reportable Quantity is 100 lbs. (release of an Unlisted Hazardous Waste characteristic of ignitibility). Combustible materials exposed to hydrogen peroxide should be immediately submerged in or rinsed with large amounts of water to ensure that all hydrogen peroxide is removed. Residual hydrogen peroxide that is allowed to dry (upon evaporation hydrogen peroxide can concentrate) on organic materials such as paper, fabrics, cotton, leather, wood or other combustibles can cause the material to ignite and result in a fire.

Handling (Personnel)

Use extreme care when attempting any reactions because of fire and explosion potential (immediate or delayed). Conduct all initial experiments on a small scale and protect personnel with adequate shielding as the reactions are unpredictable and may be delayed, and may be affected by impurities, contaminants, temperature, etc. Do not get in eyes. Do not taste or swallow. Avoid contact with skin and clothing. Wash thoroughly after handling. Avoid contact with flammable or combustible materials. Avoid contamination from any source including metals, dust, and organic materials. Never use pressure to empty drums; container is not a pressure vessel. In the event of an accident where large volumes of hydrogen peroxide might come into contact with external fires or with incompatible chemicals, a one-half mile area from the incident should be evacuated.

Storage

Store in a properly vented container or in approved bulk storage facilities. Do not block vent; Do not store on wooden pallets. Do not store where contact with incompatible materials could occur, even with a spill. (See "Hazardous Reactivity".) have water source available for diluting. Do not add any other product to container. Never return used or unused peroxide to container, instead dilute with plenty of water and discard. Rinse empty containers thoroughly with clean water before discarding. (See "Waste Disposal".)

EXPOSURE CONTROLS/PERSONAL PROTECTION

Engineering Controls

Use sufficient ventilation to keep employee exposure below recommended exposure limits.

Personal Protective Equipment

EYE/FACE PROTECTION

Wear coverall chemical splash goggles. In addition, where the possibility exists for eye or face contact due to splashing or spraying of material, wear chemical splash goggles/full-length face shield combination.

RESPIRATORS

Where there is a potential for airborne exposure in excess of applicable limits, wear NIOSH/MSHA approved respiratory protection.

IMPORTANT: While Brenntag believes that the information contained herein to be accurate, Brenntag makes no representation or warranty, express, implied or otherwise regarding and assumes no liability for the accuracy or completeness of the information.
The Buyer assumes all responsibility for using and handling the Product in accordance with applicable federal, state, and local regulations.
This MSDS shall not in any way limit or preclude the operation and effect of any of the provisions of Brenntag's terms and conditions of sale.

(EXPOSURE CONTROL/PERSONAL PROTECTION – Continued)

PROTECTIVE CLOTHING

Where there is potential for skin contact, have available and wear as appropriate: impervious gloves, apron, pants, jacket, hood, and boots; or totally encapsulating chemical suit with breathing air supply. Permeation data supplied by vendors indicate that impervious materials such as natural rubber, natural rubber plus neoprene, nitrile, or polyvinylchloride afford adequate protection.

Do not wear leather gloves or leather shoes (uppers or soles) because they can ignite following contact with peroxide. Cotton clothing can also ignite. This effect may be within minutes, or delayed. Clothing fires and skin damage occur less quickly with 50% or lower hydrogen peroxide than with 70% material, but adequate personal protection is essential for all industrial concentrations. Protective skin creams offer no protection from hydrogen peroxide and should not be used. Completely submerge hydrogen peroxide contaminated clothing or other materials in water prior to drying. Residual hydrogen peroxide, if allowed to dry on materials such as paper, fabrics cotton, leather, wood or other combustibles can cause the material to ignite and result in a fire.

Exposure guidelines

Applicable Exposure Limits

HYDROGEN PEROXIDE

PEL (OSHA)	:	1 ppm, 1.4 mg/m3 (90%) - 8 Hr TWA
TLV (ACGIH)	:	1 ppm, 1.4 mg/m3, 8 Hr. TWA, A3

PHYSICAL AND CHEMICAL PROPERTIES

Physical Data

Evaporation Rate	:	>1
Vapor Density	:	Not Available
Solubility in Water	:	100 wt%
Solubility in Fat	:	Not Applicable
pH	:	<3
Form	:	Clear liquid
Color	:	Colorless
Odor	:	Slightly pungent, irritating
Odor Threshold	:	Not Available

IMPORTANT: While Brenntag believes that the information contained herein to be accurate, Brenntag makes no representation or warranty, express, implied or otherwise regarding and assumes no liability for the accuracy or completeness of the information.
The Buyer assumes all responsibility for using and handling the Product in accordance with applicable federal, state, and local regulations.
This MSDS shall not in any way limit or preclude the operation and effect of any of the provisions of Brenntag's terms and conditions of sale.

Properties	Hydrogen Peroxide Concentration, wt%				
	20	30	35	50	60
Boiling Point @ 1 atm, 760 mmHg °C	103	105	108	114	119
°F	217	220	226	237	246
Melting Point °C	-14.6	-25.0	-33.0	-52.2	-55.5
°F	5.7	-13.0	-27.4	-62.0	-67.9
Specific Gravity gm @ 25°C (77°F)	1.07	1.11	1.13	1.19	1.24
Vapor Pressure mmHg @ 25°C (77°F)	20.6	19.0	17.4	13.5	10.7

STABILITY AND REACTIVITY

Chemical Stability

Unstable with heat or contamination; liberation of oxygen gas may result in dangerous pressures. (See "Decomposition", below.)

Incompatibility with Other Materials

Incompatible with most flammables/combustibles (see "Fire and Explosion Hazards") as well as cyanides, nitric acid, potassium permanganate, and many other oxidizing and reducing agents. Mixtures with both organics and some acids may be especially reactive.

Decomposition

Contamination or heat may cause self-accelerating exothermic decomposition with oxygen gas and steam release that can cause dangerous pressures. May react dangerously with rust, dust, dirt, iron, copper, heavy metals or their salts (such as mercuric oxide or chloride), alkalis, and with organic materials (especially vinyl monomers).

Polymerization

Polymerization will not occur.

TOXICOLOGICAL INFORMATION

Animal Data

Inhalation 4-hour LC50: >0.2 ppm in rats (50% H_2O_2)
Skin absorption LD50 : >2000 mg/kg in rabbits (35% H_2O_2)
Oral LD50 : 1232 mg/kg in rats (35% H_2O_2)
805 mg/kg in rats (70% H_2O_2)

IMPORTANT: While Brenntag believes that the information contained herein to be accurate, Brenntag makes no representation or warranty, express, implied or otherwise regarding and assumes no liability for the accuracy or completeness of the information.
The Buyer assumes all responsibility for using and handling the Product in accordance with applicable federal, state, and local regulations.
This MSDS shall not in any way limit or preclude the operation and effect of any of the provisions of Brenntag's terms and conditions of sale.

(TOXICOLOGICAL INFORMATION – Continued)

At aqueous concentrations of less than 50% hydrogen peroxide skin irritation occurs, but at greater concentrations hydrogen peroxide is corrosive to the skin. Concentrations less than 5% in aqueous solutions are eye irritants; solutions between 5% and 10% range from severe eye irritants to being corrosive; concentrations greater than 10% are corrosive to the eye. The compound is not a skin sensitizer in animals.

Repeated inhalation exposures produced nasal discharge, bleached hair, and respiratory tract congestion with some deaths occurring in rats and mice exposed to concentrations greater than 67 ppm. Dogs exposed by inhalation to 7 ppm for 6 months had lung and skin irritation.

The effects from single high oral doses include convulsions. Repeated administration of the compound in the diet of animals resulted in growth inhibition, reduced weight gain, abnormal liver function, ulcers, and discoloration of the stomach lining with swelling. Long-term administration to mice in the drinking water resulted in gastric erosions and duodenal hyperplasia.

One study by skin application suggested no carcinogenic activity. Results of an ingestion study with mice suggested that hydrogen peroxide might be carcinogenic. However, the FDA and other organizations have reviewed this study and concluded there is insufficient evidence that hydrogen peroxide is carcinogenic. An unpublished, long-term study with rats revealed no evidence of carcinogenicity. Female rats treated with 10% hydrogen peroxide produced offspring of lower body weight and some structural abnormalities, but these changes were attributed to maternal toxicity. Hydrogen peroxide produced genetic damage to bacterial and mamalian cells in culture, but one study in animals indicated it did not produce genetic damage. Limited tests in animals demonstrate no reproductive toxicity.

ECOLOGICAL INFORMATION

Ecotoxicological Information

Aquatic Toxicity

96-hour LC50, catfish: 37.4 mg/L

DISPOSAL CONSIDERATIONS

Waste Disposal

Comply with Federal, State, and local regulations. If approved, may be diluted and drained to a municipal sewer or waste treatment plant. May be diluted and drained through a scrap metal pit (iron, copper, etc.) to reduce peroxide concentration. Hydrogen peroxide may be an RCRA regulated hazardous waste upon disposal due to the oxidizing characteristic under the ignitability category.

IMPORTANT: While Brenntag believes that the information contained herein to be accurate, Brenntag makes no representation or warranty, express, implied or otherwise regarding and assumes no liability for the accuracy or completeness of the information.
The Buyer assumes all responsibility for using and handling the Product in accordance with applicable federal, state, and local regulations.
This MSDS shall not in any way limit or preclude the operation and effect of any of the provisions of Brenntag's terms and conditions of sale.

TRANSPORTATION INFORMATION

Shipping Information - U.S.A.

DOT(49CFR)/IMO

Proper Shipping Name	:	Hydrogen Peroxide, aqueous solutions
Hazard Class	:	5.1
UN No.	:	2014
DOT/IMO Label	:	OXIDIZER, CORROSIVE
Subsidiary Hazard Class	:	8
Packing Group	:	II

Shipping Containers: Tank Railcars.
Tank Trailers.

ISO (Sea) Tanks.

Drums | - not handled directly by Kemira
Bottles |

Shipping Information - Canada

TDG Act

Proper Shipping Name	:	Hydrogen Peroxide Aqueous Solutions
Class	:	5.1 (8)
Packing Group	:	II
UN #	:	2014

IMPORTANT: While Brenntag believes that the information contained herein to be accurate, Brenntag makes no representation or warranty, express, implied or otherwise regarding and assumes no liability for the accuracy or completeness of the information.
The Buyer assumes all responsibility for using and handling the Product in accordance with applicable federal, state, and local regulations.
This MSDS shall not in any way limit or preclude the operation and effect of any of the provisions of Brenntag's terms and conditions of sale.

TMC CHEMICALS, INCORPORATED

P.O. BOX 5430 *PHONE: 973-560-1400*
PARSIPPANY, NJ 07054 *FAX: 973-560-0400*

MATERIAL SAFETY DATA SHEET

SECTION 1 - MATERIAL IDENTIFICATION

PRODUCT NAME	ISOTEC[SM] Catalyst Series 4260 Component-A Powder Mix

ISOTEC[SM] is a registered service mark of In-Situ Oxidative Technologies, Inc.

MANUFACTURER	TMC Chemicals, Inc. P.O. Box 5430 Parsippany, NJ 07054
EMERGENCY TELEPHONE NUMBER(S)	(973) 560-1400 (Northern NJ) (609) 275-8500 (Southern NJ)
DATE PREPARED:	January 1996 (Revised, 1/04)
C.A.S. CHEMICAL NAME	Not Applicable (Mixture)
SYNONYMS	None
CHEMICAL FAMILY	Not Applicable
EMPIRICAL FORMULA	MIXT
INTENDED USE	Catalyst

Catalyst is a mixture that has been tested as a whole in determining hazards

SECTION 2 - INGREDIENTS

CAS Number and Chemical Name	%	OSHA ACGIH PEL/TLV-TWA ppm - mg/M^3	ACGIH STEL-TWA ppm - mg/M^3
Catalyst is a trade secret	100	OSHA = None NIOSH = 1 mg/m^3	Oral LD50 Not Evaluated (1510 mg/m^3 Rat)

Catalyst is not listed as a known or suspect carcinogen by NTP or IARC

SECTION 3 - HEALTH HAZARDS

EMERGENCY OVERVIEW

Applicable properties are relevant to the mixture as a whole when certain proprietary ingredients present at their highest concentrations. Please note that the effects are normally lower for a typical mixture with smaller concentrations of these ingredients present.

ROUTES OF EXPOSURE

Inhalation, Skin Contact, Ingestion

EXPOSURE STANDARDS

See Section 2 for exposure standards on ingredients

HEALTH HAZARDS

May irritate eyes, skin and mucous membranes; harmful if inhaled or swallowed

TARGET ORGANS

Eyes, respiratory tract

SIGNS AND SYMPTOMS OF EXPOSURE (Acute and Chronic effects)

Irritant to mucous membranes and upper respiratory tract; may cause eye and skin irritation, stomach ache, breathing difficulty

MEDICAL CONDITIONS GENERALLY AGGRAVATED BY EXPOSURE

None known

IRRITATION EFFECTS DATA

Not Evaluated

ACUTE TOXICITY EFFECTS DATA

Oral LD50 - Not Evaluated (1510 mg/m^3 Rat)
Dermal LD50 - Not Evaluated

OTHER ACUTE EFFECTS

Not Evaluated

CHRONIC/SUBCHRONIC DATA

Not Evaluated

MATERIAL SAFETY DATA SHEET

SECTION 4 - FIRST AID

EYE CONTACT

Hold eyelids apart and immediately flush eyes with plenty of water for at least 15 minutes. Call a physician.

SKIN CONTACT

Wash affected area immediately with soap and water.

INHALATION

In case of inhalation or suspected inhalation, move patient at once to fresh air and call a physician. Keep patient absolutely quiet. If breathing has stopped or is labored, give assisted respiration (e.g., mouth-to-mouth). Supplemental oxygen may be indicated.

INGESTION

If swallowed, call a physician immediately. Induce vomiting or remove stomach contents by gastric suction only as directed by medical personnel. Wash mouth with plenty of water. Never give anything by mouth to an unconscious person.

SECTION 5 - FIRE AND EXPLOSION DATA

CHARACTERISTICS:

Flash Point	None
Upper Explosive Limit (UEL)	Not Applicable
Lower Explosive Limit (LEL)	Not Applicable
Autoignition Temperature	Not Applicable
Flash Point Method(s)	None
Unusual Fire & Explosion Hazards	None
Fire Hazard Classification (OSHA/NFPA)	None

EXTINGUISHING MEDIA

In case of fire, flood with water.

SPECIAL FIRE FIGHTING PROCEDURES

Firefighters should wear butyl rubber boots, gloves, body suit and self-containing breathing apparatus. Use water spray to cool all affected containers. Avoid skin contact. Contain runoff water in dikes. Prevent stream contamination. Expended liquids from fire fighting should be diverted to an active sanitary sewer line.

UNUSUAL FIRE AND EXPLOSION HAZARDS

May emit sulfur oxide vapors under burning conditions. See Section 6 for hazardous combustion products.

MATERIAL SAFETY DATA SHEET

SECTION 6 - REACTIVITY DATA

CHEMICAL STABILITY

Stable

INCOMPATIBILITIES

Avoid mixing powder with strong oxidizing agents and alkalies

CONDITIONS TO AVOID

Contact with combustible materials, heat

HAZARDOUS COMBUSTION OR DECOMPOSITION PRODUCTS

Sulfur oxide vapors, such as SO_2 and SO_3

HAZARDOUS POLYMERIZATON

Will not occur

NFPA Reactivity Rating

None

SECTION 7 - SPILL, LEAK AND WASTE DISPOSAL INFORMATION

CLEAN-UP PROCEDURES

Sweep up and repackage or place in receptacle for future disposal.

OTHER EMERGENCY ADVISE

Avoid eye and skin contact. Wear protective clothing including gloves, safety goggles, breathing mask and coveralls when handling. Stored materials should be placed in a dry and reasonably temperature area, preferably below 75°F.

WASTE DISPOSAL

Remove to properly designated landfill. Observe all federal, state and local environmental regulations.

ENVIRONMENTAL EFFECTS

Data not yet available

SECTION 8 - PERSONAL PROTECTION/EXPOSURE CONTROLS

EYE PROTECTION

Splash proof goggles.

HAND PROTECTION

Impermeable gloves made of Nitrile or rubber.

RESPIRATORY PROTECTION

Wear appropriate NIOSH/MSHA-approved full-face respirator with HEPA cartridges for protection against excessive particulate matter/ dust

PROTECTIVE CLOTHING

Long sleeved clothing (e.g. cotton coveralls or Tyvek). Do not wear short trousers

ENGINEERING CONTROLS

Avoid drafts that may disperse material beyond the work area. Use light water spray for dust suppression

WORK AND HYGIENIC PRACTICES

Provide readily accessible eye wash stations. Wash at the end of each work shift and before eating, smoking or using the toilet

SECTION 9 - STORAGE AND HANDLING

STORAGE

Keep container tightly closed and dry. Keep in a cool place. Do not store next to strong oxidizers (e.g. hydrogen peroxide). Store approximately 10 feet away from oxidizers.

HANDLING

Do not inhale. Avoid contact with skin and eyes.

OTHER PRECAUTIONS:

Carefully read instructions before handling this material. Be sure that all engineering and personal protective equipment is in working order.

MATERIAL SAFETY DATA SHEET

SECTION 10 - PHYSICAL AND CHEMICAL PROPERTIES

PHYSICAL FORM	Powder
COLOR	Light Green
ODOR	None

TYPICAL PHYSICAL DATA

pH (10% aqueous)	3.5-3.9
VAPOR PRESSURE (mm Hg)	0
VAPOR DENSITY (Air = 1)	Not Applicable
BOILING POINT	Decomposition at 300°C
FREEZING/MELTING POINT	Not Applicable
SOLUBILITY IN WATER	57% by weight @ 158°
SPECIFIC GRAVITY (Water = 1)	1.899 @ 14°/ 8°C
EVAPORATION RATE (Butylacetate = 1)	Non Volatile
VISCOSITY (CPS)	Not Evaluated

SECTION 11 - TRANSPORTATION INFORMATION

UN No.	None Allocated
DOT SHIPPING NAME	No Data
IMO SHIPPING NAME	No Data
LATA SHIPPING NAME	No Data

The information set forth above is based upon information which TMC Chemicals, Inc. believes to be accurate. No warranty, express or implied, is intended. The information is provided solely for your information and consideration and TMC Chemical, Inc. assumes no legal responsibility for use or reliance thereon.

TMC CHEMICALS, INCORPORATED
P.O. BOX 5430 *PHONE: 973-560-1400*
PARSIPPANY, NJ 07054 *FAX: 973-560-0400*

MATERIAL SAFETY DATA SHEET

SECTION 1 - MATERIAL IDENTIFICATION

PRODUCT NAME	ISOTEC[SM] Catalyst-4260 Chelopolychempremox-B-2

ISOTEC is a registered servicemark of In-Situ Oxidative Technologies, Inc.

MANUFACTURER	TMC Chemicals, Inc. P.O. Box 5430 Parsippany, NJ 07054
EMERGENCY TELEPHONE NUMBER(S)	(973) 560-1400 (Northern NJ) (609) 275-8500 (Southern NJ)
DATE PREPARED:	January 1996 (revised, 3/06)
C.A.S. CHEMICAL NAME	Mixture
SYNONYMS	None
CHEMICAL FAMILY	Not Applicable
EMPIRICAL FORMULA	MIXT
INTENDED USE	Catalyst

SECTION 2 - INGREDIENTS

CAS Number and Chemical Name	%	OSHA ACGIH PEL/TLV-TWA ppm - mg/M^3	ACGIH STEL-TWA ppm - mg/M^3
Catalyst is a trade secret	100	Not established	Not established

This product is not listed as a known or suspect carcinogen by NTP or IARC

MATERIAL SAFETY DATA SHEET

SECTION 3 - HEALTH HAZARDS

EMERGENCY OVERVIEW

Applicable properties are relevant to the mixture as a whole when certain proprietary ingredients present at their highest concentrations. Please note that the effects are normally lower for a typical mixture with smaller concentrations of these ingredients present.

ROUTES OF EXPOSURE

Inhalation, Skin Contact, Ingestion

EXPOSURE STANDARDS

See Section 2 for exposure standards on ingredients

HEALTH HAZARDS

Eye and skin irritant, may be harmful if inhaled or swallowed

TARGET ORGANS

Kidney, Ureter, Bladder

SIGNS AND SYMPTOMS OF EXPOSURE (Acute and Chronic effects)

Irritant to mucous membranes and upper respiratory tract; may cause eye or skin irritation

MEDICAL CONDITIONS GENERALLY AGGRAVATED BY EXPOSURE

None Reported

IRRITATION EFFECTS DATA

Not Evaluated

ACUTE TOXICITY EFFECTS DATA

Oral LD50 - Not Evaluated (2150 mg/kg Rat)
Dermal LD50 - Not Evaluated

OTHER ACUTE EFFECTS

Not Evaluated

CHRONIC/SUBCHRONIC DATA

Not Evaluated

SECTION 4 - FIRST AID

EYE CONTACT

Hold eyelids apart and immediately flush eyes with plenty of water for at least 15 minutes. Call a physician.

SKIN CONTACT

Wash affected area immediately with soap and water.

INHALATION

In case of inhalation or suspected inhalation, move patient at once to fresh air and call a physician. Keep patient absolutely quiet. If breathing has stopped or is labored, give assisted respiration (e.g., mouth-to-mouth). Supplemental oxygen may be indicated.

INGESTION

If swallowed, call a physician immediately. Induce vomiting or remove stomach contents by gastric suction only as directed by medical personnel. Wash mouth with plenty of water. Never give anything by mouth to an unconscious person.

SECTION 5 - FIRE AND EXPLOSION DATA

CHARACTERISTICS:

Flash Point	Not Evaluated
Upper Explosive Limit (UEL)	Not Applicable
Lower Explosive Limit (LEL)	Not Applicable
Autoignition Temperature	Not Evaluated
Flash Point Method(s)	Not Specified
Fire Hazard Classification (OSHA/NFPA)	None

EXTINGUISHING MEDIA

In case of fire, flood with water.

SPECIAL FIRE FIGHTING PROCEDURES

Firefighters should wear butyl rubber boots, gloves, body suit and self containing breathing apparatus. Use water spray to cool all affected containers. Avoid skin contact. Contain runoff water in dikes. Prevent stream contamination. Expended liquids from fire fighting should be diverted to an active sanitary sewer line.

UNUSUAL FIRE AND EXPLOSION HAZARDS

May emit oxides of carbon, nitrogen, and sulfur under burning conditions.

MATERIAL SAFETY DATA SHEET

SECTION 6 - REACTIVITY DATA

CHEMICAL STABILITY

Stable

INCOMPATIBILITIES

Strong Oxidizing Agents. Do not mix with pure oxidizing agents

CONDITIONS TO AVOID

Contact with combustible materials, heat

HAZARDOUS COMBUSTION OR DECOMPOSITION PRODUCTS

Oxides of carbon, nitrogen and sulfur.

HAZARDOUS POLYMERIZATON

Will not occur

NFPA Reactivity Rating

None

SECTION 7 - SPILL, LEAK AND WASTE DISPOSAL INFORMATION

CLEAN-UP PROCEDURES

Do not mix combustible substances (e.g., sawdust) with spilled material. Do not raise dust while sweeping.

OTHER EMERGENCY ADVISE

Avoid eye and skin contact. Wear protective clothing.

WASTE DISPOSAL

Sweep up, place in a bag and hold for waste disposal. Dissolve or mix the material with a combustible solvent and burn in a chemical incinerator equipped with an afterburner and scrubber. Observe all federal, state and local environmental regulations.

ENVIRONMENTAL EFFECTS

Data not yet available

SECTION 8 - PERSONAL PROTECTION/EXPOSURE CONTROLS

EYE PROTECTION

Splash-proof goggles.

HAND PROTECTION

Impermeable gloves made of Nitrile or rubber.

RESPIRATORY PROTECTION

Wear appropriate NIOSH/MSHA-approved full-face respirator with HEPA cartridges for protection against particulate matter/ dust.

PROTECTIVE CLOTHING

Long sleeved clothing such as cotton coveralls or Tyvek.

ENGINEERING CONTROLS

Avoid drafts that may disperse material beyond the work area. Use light water spray for dust suppression.

WORK AND HYGIENIC PRACTICES

Provide readily accessible eyewash stations. Wash at the end of each work shift and before eating, smoking or using the toilet.

SECTION 9 - STORAGE AND HANDLING

STORAGE

Keep container tightly closed and dry. Keep in a cool place. Do not store near strong oxidizers (e.g. hydrogen peroxide). Store at least 10 feet away.

HANDLING

Do not inhale. Avoid contact with skin and eyes.

OTHER PRECAUTIONS:

Carefully read instructions before handling this material. Be sure that all engineering and personal protective equipment is in working order.

MATERIAL SAFETY DATA SHEET

SECTION 10 - PHYSICAL AND CHEMICAL PROPERTIES

PHYSICAL FORM	Powder
COLOR	White
ODOR	None

TYPICAL PHYSICAL DATA

pH (10% aqueous solution)	~ 5
VAPOR PRESSURE (mm Hg)	Non-Volatile
VAPOR DENSITY (Air = 1)	Non-Volatile
BOILING POINT	Not Applicable
FREEZING/MELTING POINT	~ 240°C
SOLUBILITY IN WATER	Soluble
SPECIFIC GRAVITY (Water = 1)	Not Evaluated
EVAPORATION RATE (Butylacetate = 1)	Non-Volatile
VISCOSITY (CPS)	Not Evaluated

SECTION 11 - TRANSPORTATION INFORMATION

UN No.	None Allocated
DOT SHIPPING NAME	No Data
IMO SHIPPING NAME	No Data
LATA SHIPPING NAME	No Data

The information set forth above is based upon information which TMC Chemicals, Inc. believes to be accurate. No warranty, express or implied, is intended. The information is provided solely for your information and consideration and TMC Chemical, Inc. assumes no legal responsibility for use or reliance thereon.

TMC CHEMICALS, INCORPORATED
P.O. BOX 5430 *PHONE: 973-560-1400*
PARSIPPANY, NJ 07054 *FAX: 973-560-0400*

MATERIAL SAFETY DATA SHEET

SECTION 1 - MATERIAL IDENTIFICATION

PRODUCT NAME	ISOTEC[SM] Catalyst-4260 Chelopolychempremox-B-4

ISOTEC is a registered servicemark of In-Situ Oxidative Technologies, Inc.

MANUFACTURER	TMC Chemicals, Inc. P.O. Box 5430 Parsippany, NJ 07054
EMERGENCY TELEPHONE NUMBER(S)	(973) 560-1400 (Northern NJ) (609) 275-8500 (Southern NJ)
DATE PREPARED:	January 1996 (revised, 3/06)
C.A.S. CHEMICAL NAME	Mixture
SYNONYMS	None
CHEMICAL FAMILY	Not Applicable
EMPIRICAL FORMULA	MIXT
INTENDED USE	Catalyst

SECTION 2 - INGREDIENTS

CAS Number and Chemical Name	%	OSHA ACGIH PEL/TLV-TWA ppm - mg/M^3	ACGIH STEL-TWA ppm - mg/M^3
Catalyst is a trade secret	100	Not established	Not established

This product is not listed as a known or suspect carcinogen by NTP or IARC

MATERIAL SAFETY DATA SHEET

SECTION 3 - HEALTH HAZARDS

EMERGENCY OVERVIEW

Applicable properties are relevant to the mixture as a whole when certain proprietary ingredients present at their highest concentrations. Please note that the effects are normally lower for a typical mixture with smaller concentrations of these ingredients present.

ROUTES OF EXPOSURE

Inhalation, Skin Contact, Ingestion

EXPOSURE STANDARDS

See Section 2 for exposure standards on ingredients

HEALTH HAZARDS

Eye and skin irritant, may be harmful if inhaled or swallowed

TARGET ORGANS

Kidney, Ureter, Bladder

SIGNS AND SYMPTOMS OF EXPOSURE (Acute and Chronic effects)

Irritant to mucous membranes and upper respiratory tract; may cause eye or skin irritation

MEDICAL CONDITIONS GENERALLY AGGRAVATED BY EXPOSURE

None Reported

IRRITATION EFFECTS DATA

Not Evaluated

ACUTE TOXICITY EFFECTS DATA

Oral LD50 - Not Evaluated (1000-2000 mg/kg Rat)
Dermal LD50 - Not Evaluated

OTHER ACUTE EFFECTS

Not Evaluated

CHRONIC/SUBCHRONIC DATA

Not Evaluated

SECTION 4 - FIRST AID

EYE CONTACT

Hold eyelids apart and immediately flush eyes with plenty of water for at least 15 minutes. Call a physician.

SKIN CONTACT

Wash affected area immediately with soap and water.

INHALATION

In case of inhalation or suspected inhalation, move patient at once to fresh air and call a physician. Keep patient absolutely quiet. If breathing has stopped or is labored, give assisted respiration (e.g., mouth-to-mouth). Supplemental oxygen may be indicated.

INGESTION

If swallowed, call a physician immediately. Induce vomiting or remove stomach contents by gastric suction only as directed by medical personnel. Wash mouth with plenty of water. Never give anything by mouth to an unconscious person.

SECTION 5 - FIRE AND EXPLOSION DATA

CHARACTERISTICS:

Flash Point	Not Evaluated
Upper Explosive Limit (UEL)	Not Applicable
Lower Explosive Limit (LEL)	Not Applicable
Autoignition Temperature	Not Evaluated
Flash Point Method(s)	Not Specified
Fire Hazard Classification (OSHA/NFPA)	None

EXTINGUISHING MEDIA

In case of fire, flood with water.

SPECIAL FIRE FIGHTING PROCEDURES

Firefighters should wear butyl rubber boots, gloves, body suit and self containing breathing apparatus. Use water spray to cool all affected containers. Avoid skin contact. Contain runoff water in dikes. Prevent stream contamination. Expended liquids from fire fighting should be diverted to an active sanitary sewer line.

UNUSUAL FIRE AND EXPLOSION HAZARDS

May emit oxides of carbon, nitrogen, and sulfur under burning conditions.

MATERIAL SAFETY DATA SHEET

SECTION 6 - REACTIVITY DATA

CHEMICAL STABILITY

Stable

INCOMPATIBILITIES

Strong Oxidizing Agents. Do not mix with pure oxidizing agents

CONDITIONS TO AVOID

Contact with combustible materials, heat

HAZARDOUS COMBUSTION OR DECOMPOSITION PRODUCTS

Oxides of carbon, nitrogen and sulfur.

HAZARDOUS POLYMERIZATON

Will not occur

NFPA Reactivity Rating

None

SECTION 7 - SPILL, LEAK AND WASTE DISPOSAL INFORMATION

CLEAN-UP PROCEDURES

Do not mix combustible substances (e.g., sawdust) with spilled material. Do not raise dust while sweeping.

OTHER EMERGENCY ADVISE

Avoid eye and skin contact. Wear protective clothing.

WASTE DISPOSAL

Sweep up, place in a bag and hold for waste disposal. Dissolve or mix the material with a combustible solvent and burn in a chemical incinerator equipped with an afterburner and scrubber. Observe all federal, state and local environmental regulations.

ENVIRONMENTAL EFFECTS

Data not yet available

SECTION 8 - PERSONAL PROTECTION/EXPOSURE CONTROLS

EYE PROTECTION

Splash-proof goggles.

HAND PROTECTION

Impermeable gloves made of Nitrile or rubber.

RESPIRATORY PROTECTION

Wear appropriate NIOSH/MSHA-approved full-face respirator with HEPA cartridges for protection against particulate matter/ dust.

PROTECTIVE CLOTHING

Long sleeved clothing such as cotton coveralls or Tyvek.

ENGINEERING CONTROLS

Avoid drafts that may disperse material beyond the work area. Use light water spray for dust suppression.

WORK AND HYGIENIC PRACTICES

Provide readily accessible eyewash stations. Wash at the end of each work shift and before eating, smoking or using the toilet.

SECTION 9 - STORAGE AND HANDLING

STORAGE

Keep container tightly closed and dry. Keep in a cool place. Do not store near strong oxidizers (e.g. hydrogen peroxide). Store at least 10 feet away.

HANDLING

Do not inhale. Avoid contact with skin and eyes.

OTHER PRECAUTIONS:

Carefully read instructions before handling this material. Be sure that all engineering and personal protective equipment is in working order.

MATERIAL SAFETY DATA SHEET

SECTION 10 - PHYSICAL AND CHEMICAL PROPERTIES

PHYSICAL FORM	Powder
COLOR	White
ODOR	None

TYPICAL PHYSICAL DATA

pH (10% aqueous solution)	~ 11
VAPOR PRESSURE (mm Hg)	Non-Volatile
VAPOR DENSITY (Air = 1)	Non-Volatile
BOILING POINT	Not Applicable
FREEZING/MELTING POINT	~ 300°C
SOLUBILITY IN WATER	Soluble
SPECIFIC GRAVITY (Water = 1)	Not Evaluated
EVAPORATION RATE (Butylacetate = 1)	Non-Volatile
VISCOSITY (CPS)	Not Evaluated

SECTION 11 - TRANSPORTATION INFORMATION

UN No.	None Allocated
DOT SHIPPING NAME	No Data
IMO SHIPPING NAME	No Data
LATA SHIPPING NAME	No Data

The information set forth above is based upon information which TMC Chemicals, Inc. believes to be accurate. No warranty, express or implied, is intended. The information is provided solely for your information and consideration and TMC Chemical, Inc. assumes no legal responsibility for use or reliance thereon.

TMC CHEMICALS, INCORPORATED
P.O. BOX 5430 *PHONE: 973-560-1400*
PARSIPPANY, NJ 07054 *FAX: 973-560-0400*

MATERIAL SAFETY DATA SHEET

SECTION 1 - MATERIAL IDENTIFICATION

PRODUCT NAME	ISOTEC[SM] Stabilizer 0875

ISOTEC is a registered servicemark of In-Situ Oxidative Technologies, Inc.

MANUFACTURER	TMC Chemical, Inc. P.O. Box 5430 Parsippany, NJ 07054
EMERGENCY TELEPHONE NUMBER(S)	(973) 560-1400 (Northern NJ) (609) 275-8500 (Southern NJ)
DATE PREPARED:	JANUARY 1996 (Revised, 8/00)
C.A.S. CHEMICAL NAME	Not Applicable (Mixture)
SYNONYMS	None
CHEMICAL FAMILY	Not Applicable
EMPIRICAL FORMULA	MIXT
INTENDED USE	Stabilizing Agent

SECTION 2 - INGREDIENTS

CAS Number and Chemical Name	%	OSHA ACGIH PEL/TLV-TWA ppm - mg/M^3	ACGIH STEL-TWA ppm - mg/M^3
Stabilizer is a trade secret	100	Not stablished	Not established

This product is not listed as a known or suspect carcinogen by NTP or IARC

SECTION 3 - HEALTH HAZARDS

EMERGENCY OVERVIEW

ROUTES OF EXPOSURE

Inhalation, Skin Contact, Ingestion

EXPOSURE STANDARDS

No exposure standards have been established

HEALTH HAZARDS

Amount of respirable dust is low in the product; however, it may cause skin or eye irritation upon prolonged exposure. May be harmful if swallowed.

TARGET ORGANS

Skin and mucous membranes

SIGNS AND SYMPTOMS OF EXPOSURE (Acute and Chronic effects)

No published data on skin absorption, contact, inhalation or ingestion. Human industrial experience has shown no significant inhalation hazard nor skin irritation for low level long term exposure. May be a moderate irritant to unirrigated eyes and mildly irritating after irrigating eyes following overexposure.

MEDICAL CONDITIONS GENERALLY AGGRAVATED BY EXPOSURE

None reported

IRRITATION EFFECTS DATA

No Data

ACUTE TOXICITY EFFECTS DATA

Oral LD50 - No Data
Dermal LD50 - No Data

OTHER ACUTE EFFECTS

No Data

CHRONIC/SUBCHRONIC DATA

No Data

MATERIAL SAFETY DATA SHEET

SECTION 4 - FIRST AID

EYE CONTACT

Hold eyelids apart and immediately flush eyes with plenty of water for at least 15 minutes. If irritation occurs and persists, call a physician.

SKIN CONTACT

Wash affected area immediately with soap and water.

INHALATION

In case of inhalation or suspected inhalation, move patient at once to fresh air.

INGESTION

Rinse mouth and dilute stomach contents with water or, preferably, with milk. Large doses may cause nausea, vomiting and diarrhea. Systematic oral toxicity is extremely rare and has consisted of acidosis and hypocalcemic tetany.

SECTION 5 - FIRE AND EXPLOSION DATA

CHARACTERISTICS:

Flash Point	None
Upper Explosive Limit (UEL)	None
Lower Explosive Limit (LEL)	None
Autoignition Temperature	No Data
Flash Point Method(s)	Not Applicable
Fire Hazard Classification (OSHA/NFPA)	None

EXTINGUISHING MEDIA

Product is noncombustible.

SPECIAL FIRE FIGHTING PROCEDURES

Not Applicable

UNUSUAL FIRE AND EXPLOSION HAZARDS

None

MATERIAL SAFETY DATA SHEET

SECTION 6 - REACTIVITY DATA

CHEMICAL STABILITY

Stable

INCOMPATIBILITIES

None

CONDITIONS TO AVOID

None

HAZARDOUS COMBUSTION OR DECOMPOSITION PRODUCTS

None

HAZARDOUS POLYMERIZATON

Will not occur

NFPA Reactivity Rating

None

SECTION 7 - SPILL, LEAK AND WASTE DISPOSAL INFORMATION

CLEAN-UP PROCEDURES

Material should be swept up for salvage or disposal.

OTHER EMERGENCY ADVISE

Avoid eye and skin contact. Wear appropriate protective clothing.

WASTE DISPOSAL

This product does not present a danger or hazard for disposal. May be disposed of in a properly designated landfill if needed.

ENVIRONMENTAL EFFECTS

Aquatic Toxicity unknown

SECTION 8 - PERSONAL PROTECTION/EXPOSURE CONTROLS

EYE PROTECTION

Wear chemical goggles when airborne dust is anticipated.

HAND PROTECTION

Impermeable gloves.

RESPIRATORY PROTECTION

Wear appropriate NIOSH/MSHA-approved respirator for dust protection if release of the product into the work area is expected.

PROTECTIVE CLOTHING

Long sleeved clothing to reduce exposed skin area.

ENGINEERING CONTROLS

Avoid drafts that may disperse material beyond the work area.

WORK AND HYGIENIC PRACTICES

Provide readily accessible eye wash stations. Wash at the end of each work shift and before eating, smoking or using the toilet.

SECTION 9 - STORAGE AND HANDLING

STORAGE

Keep container tightly closed and dry. Keep in a cool place.

HANDLING

Do not inhale. Avoid contact with skin and eyes.

OTHER PRECAUTIONS:

Carefully read instructions before handling this material. Be sure that all engineering and personal protective equipment is in working order.

MATERIAL SAFETY DATA SHEET

SECTION 10 - PHYSICAL AND CHEMICAL PROPERTIES

PHYSICAL FORM	Solid
COLOR	White
ODOR	None

TYPICAL PHYSICAL DATA

pH (1% solution)	4.6
VAPOR PRESSURE (mm Hg)	Non-Volatile
VAPOR DENSITY (Air = 1)	Non-Volatile
BOILING POINT	Not Applicable
FREEZING/MELTING POINT	253° C
SOLUBILITY IN WATER	20% by weight @ 25°C
SPECIFIC GRAVITY (Water = 1)	1.2
EVAPORATION RATE (Butylacetate = 1)	Non-Volatile
VISCOSITY (CPS)	No Data

SECTION 11 - TRANSPORTATION INFORMATION

UN No. 1481

DOT SHIPPING NAME	No Data
IMO SHIPPING NAME	No Data
LATA SHIPPING NAME	No Data

The information set forth above is based upon information which TMC Chemical, Inc. believes to be accurate. No warranty, express or implied, is intended. The information is provided solely for your information and consideration and TMC Chemical, Inc. assumes no legal responsibility for use or reliance thereon.

MATERIAL SAFETY DATA SHEET

Klozur® CR

MSDS Ref. No.: F18-44-9
Date Approved: 01/03/2008
Revision No.: 1

This document has been prepared to meet the requirements of the U.S. OSHA Hazard Communication Standard, 29 CFR 1910.1200 and Canada's Workplace Hazardous Materials Information System (WHMIS) requirements.

1. PRODUCT AND COMPANY IDENTIFICATION

PRODUCT NAME: Klozur® CR

GENERAL USE: For chemical oxidation and aerobic bioremediation, petroleum hydrocarbon remediation, creosote remediation and partially halogenated hydrocarbon remediation.

MANUFACTURER

FMC CORPORATION
FMC Peroxygens
1735 Market Street
Philadelphia, PA 19103
(215) 299-6000 (General Information)
msdsinfo@fmc.com (Email - General Information)

EMERGENCY TELEPHONE NUMBERS

(303) 595-9048 (Medical - U.S. - Call Collect)

For leak, fire, spill, or accident emergencies, call:
(800) 424-9300 (CHEMTREC - U.S.A. & Canada)

2. HAZARDS IDENTIFICATION

EMERGENCY OVERVIEW:

- Odorless, off-white fine granular solid (may have separation or noticeable two-tone appearance).
- Oxidizer.
- Contact with combustibles may cause fire.
- Under fire conditions product may decompose releasing oxygen that intensifies fire.
- Decomposes in storage under conditions of moisture (water/water vapor) and/or excessive heat causing release of oxides of sulfur and oxygen that supports combustion. Decomposition could form a high temperature melt. See Section 10 ("Stability and Reactivity").
- Deluge container with water at safe distance or in protected area.
- May be severely irritating to the eyes.
- May be harmful if swallowed.

POTENTIAL HEALTH EFFECTS: Airborne dust may be irritating to eyes, nose, lungs, throat and skin upon contact. Exposure to high levels of dust may cause difficulty in breathing in sensitive persons.

3. COMPOSITION / INFORMATION ON INGREDIENTS

Chemical Name	CAS#	Wt.%	EC No.	EC Class
Proprietary Mixture			None	Not classified

COMMENTS: FMC is withholding the specific chemical identity under provision of the OSHA Hazard Communication Rule Trade Secrets (1910.1200(i)(1)). The specific chemical identity will be made available to health professionals in accordance with 29 CFR 1910.1200(i) (1) (2) (3) (4). This Material Safety Data Sheet provides information for employee training and hazard identification.

4. FIRST AID MEASURES

EYES: Immediately flush with water for at least 15 minutes, lifting the upper and lower eyelids intermittently. See a medical doctor or ophthalmologist immediately.

SKIN: Wash with plenty of soap and water. Get medical attention if irritation occurs and persists.

INGESTION: Rinse mouth with water. Dilute by giving 1 or 2 glasses of water. Do not induce vomiting. Never give anything by mouth to an unconscious person. See a medical doctor immediately.

INHALATION: Remove to fresh air. If breathing difficulty or discomfort occurs and persists, obtain medical attention.

NOTES TO MEDICAL DOCTOR: Direct contact with the eyes may have serious consequences; therefore, direct contact with eyes should be avoided. Contaminated external surfaces should be flooded with water, and direct eye contact deserves ophthalmologic evaluation. If ingested, gastrointestinal irritation but not caustic burns are to be expected; dilution with water indicated as may be gastric evacuation via emesis or lavage if large doses or severe irritation is evident.

5. FIRE FIGHTING MEASURES

EXTINGUISHING MEDIA: Deluge with plenty of water.

FIRE / EXPLOSION HAZARDS: Product is non-combustible. Under fire conditions, may decompose and release oxygen gas, which may intensify fire. Presence of water accelerates decomposition. Mixtures with polysulfide polymers may ignite.

FIRE FIGHTING PROCEDURES: Use flooding quantities of water. Use water spray to keep fire exposed containers cool. Do not use carbon dioxide or other gas filled fire extinguishers; they will have no effect on decomposition. Wear full protective clothing and self-contained breathing apparatus.

FLAMMABLE LIMITS: Non-combustible

SENSITIVITY TO IMPACT: Oxidizable materials can be ignited by grinding and may become explosive.

SENSITIVITY TO STATIC DISCHARGE: Not available

---

6. ACCIDENTAL RELEASE MEASURES

RELEASE NOTES: Confine and collect spill, put into an approved DOT container (do not return to original container) and isolate for disposal. Isolated material should be monitored for signs of decomposition (fuming / smoking). If spilled material is wet, dissolve with large quantities of water and dispose as a hazardous waste. Runoff to sewer may create fire or explosion hazard (do not flush powdered material into sewer). Dispose of wastes according to the method outlined in Section 13, "Disposal Considerations".

---

7. HANDLING AND STORAGE

HANDLING: Avoid contact by using personal protective equipment. Use respiratory protective equipment when release of airborne dust is expected. If compounded with organics or combustible materials be sure to exclude moisture. Use clean plastic or stainless steel scoops only.

STORAGE: Keep dry (reacts with moisture). Use first in, first out storage system. Store unopened in a cool, clean, dry place away from point sources of heat (e.g. steam pipes, radiant heaters, hot air vents or welding sparks). Keep container tightly closed when not in use. Avoid contamination of opened product. Avoid contact with reducing agents. In case of fire or decomposition (fuming / smoking) deluge with plenty of water to control decomposition. Fore storage, refer to NFPA Bulletin 430 on storage of liquid and solid oxidizing materials.

COMMENTS: VENTILATION: Provide mechanical general and/or local exhaust ventilation to prevent release of dust into work environment. Spills should be collected into suitable containers to prevent dispersion into the air. If ventilation is inadequate or not available, use dust respirator and eye protection.

8. EXPOSURE CONTROLS / PERSONAL PROTECTION

EXPOSURE LIMITS

Chemical Name	ACGIH	OSHA	Supplier
Proprietary Ingredient	5 mg/m^3 (TWA)	5 mg/m^3 (TWA)	5 mg/m^3 (TWA)
Proprietary Ingredient	0.1 mg/m^3 (TWA)		

ENGINEERING CONTROLS: Provide mechanical local exhaust ventilation to prevent release of dust into the work area. If release is expected use respiratory protection. Remove contaminated clothing immediately and wash before reuse.

PERSONAL PROTECTIVE EQUIPMENT

EYES AND FACE: Use cup type chemical goggles. Full face shield may be used.

RESPIRATORY: Use approved dust respirator with full face piece.

PROTECTIVE CLOTHING: Long sleeve shirt, impervious apron or clothing. Rubber or neoprene footwear.

GLOVES: Rubber or neoprene gloves. Thoroughly wash the outside of gloves with soap and water prior to removal. Inspect regularly for leaks.

9. PHYSICAL AND CHEMICAL PROPERTIES

ODOR:	Odorless
APPEARANCE:	Off-white fine granular solid
AUTOIGNITION TEMPERATURE:	Non-combustible
BOILING POINT:	No data available
COEFFICIENT OF OIL / WATER:	Not available
DENSITY / WEIGHT PER VOLUME:	(Bulk) 51.8 lbs/ft³ (loose)
EVAPORATION RATE:	Not applicable (Butyl Acetate = 1)
FLASH POINT:	Not applicable
MELTING POINT:	Decomposes on heating (About 275ºC)
OXIDIZING PROPERTIES:	Oxidizer
PERCENT VOLATILE:	Not applicable

pH:	11.2 slurry (1% solution)
SOLUBILITY IN WATER:	Sparingly soluble
SPECIFIC GRAVITY:	1 - 1.19 (5% to 30% slurries)
VAPOR DENSITY:	Not applicable (Air = 1)
VAPOR PRESSURE:	Not applicable

10. STABILITY AND REACTIVITY

CONDITIONS TO AVOID:	Heat (decomposes at 275ºC), moisture, reducing agents. Grinding with organics.
STABILITY:	Stable (decomposition could occur when exposed to heat or moisture)
POLYMERIZATION:	Will not occur
INCOMPATIBLE MATERIALS:	Grinding mixtures with organics (oxidizable materials can be ignited by grinding and may become explosive); heavy metals. Grinding mixtures with organics (oxidizable materials can be ignited by grinding and may become explosive); heavy metals. Acids, alkalis, halides (fluorides, chlorides, bromides and iodides), combustible materials, most metals and heavy metals, oxidizable materials, other oxidizers, reducing agents, cleaners, and organic or carbon containing compounds. Contact with incompatible materials can result in a material decomposition or other uncontrolled reactions.
HAZARDOUS DECOMPOSITION PRODUCTS:	Oxygen that supports combustion and oxides of sulfur, nitrogen, and calcium hydroxide.

COMMENTS: PRECAUTIONARY STATEMENT: Use of persulfates in chemical reactions requires appropriate precautions and design considerations for pressure and thermal relief. Decomposing persulfates will evolve large volumes of gas and/or vapor, can accelerate exponentially with heat generation, and create significant and hazardous pressures if contained and not properly controlled or mitigated. Use with alcohols in the presence of water has been demonstrated to generate conditions that require rigorous adherence to process safety methods and standards to prevent escalation to an uncontrolled reaction.

11. TOXICOLOGICAL INFORMATION

EYE EFFECTS: No data available for the formulation.
Proprietary Component: Severely irritating to unwashed eyes; minimally irritating to washed eyes (rabbit) [FMC Ref. I88-1053]
Proprietary Component: Non-irritating (rabbit) [FMC Ref. ICG/T-79.029]

SKIN EFFECTS: No data available for the formulation.
Proprietary Component: Non-irritating (rabbit) [FMC Ref. I88-1054]
Proprietary Component: Non-irritating (rabbit) [FMC Ref. ICG/T-79.029]

DERMAL LD_{50}: No data available for the formulation.
Proprietary Component: > 10 g/kg (rat) [FMC Ref. ICG/T-79.026 and 79.029]

ORAL LD_{50}: No data available for the formulation.
Proprietary Component: > 5 g/kg (rat) [FMC Ref. I88-1052]
Proprietary Component: 895 mg/kg (rat) [FMC Ref. ICG/T-79.029]

INHALATION LC_{50}: No data available for the formulation.
Proprietary Component: > 17 mg/l (1 h) (rat) [FMC Ref. ICG/T-79.026]
Proprietary Component: 5.1 mg/l (rat) [FMC Ref. I95-2017]

SENSITIZATION: No data available for the formulation.
Proprietary Component: (Skin) May be sensitizing to allergic persons. [FMC Ref. ICG/T-79.029]

TARGET ORGANS: Eyes, skin, respiratory passages

ACUTE EFFECTS FROM OVEREXPOSURE: May be harmful if swallowed. Direct contact with the eyes may have serious consequences; therefore, direct contact with eyes should be avoided. Airborne dusts may be irritating to the nose, throat and lungs, causing wheezing and/or shortness of breath. Dusts may also be irritating to eyes and skin upon contact; therefore, flooding of exposed areas with water is suggested.

CHRONIC EFFECTS FROM OVEREXPOSURE: No data available for the product. Sensitive persons may develop dermatitis and asthma. One of the proprietary components was fed to groups of male and female rats at 0, 300 and 3,000 ppm in the diet for 13 weeks, followed by 5,000 ppm for 5 weeks. Microscopic examination of tissues revealed some injury to the gastrointestinal tract at the highest dose (3,000 ppm) only. This effect is not unexpected for an oxidizer at high concentrations.

CARCINOGENICITY:

NTP:	Not listed
IARC:	Not listed
OSHA:	Not listed
OTHER:	Not Listed (ACGIH)

12. ECOLOGICAL INFORMATION

ENVIRONMENTAL DATA: Biodegradability does not apply to inorganic substances. As indicated by chemical properties oxygen is released into the environment.

ECOTOXICOLOGICAL INFORMATION: No data available for the formulation.

Proprietary Component

Bluegill sunfish, 96-hour LC_{50} = 771 mg/L [FMC Study I92-1250]
Rainbow trout, 96-hour LC_{50} = 163 mg/L [FMC Study I92-1251]
Daphnia, 48-hour LC_{50} = 133 mg/L [FMC Study I92-1252]
Grass shrimp, 96-hour LC_{50} = 519 mg/L [FMC Study I92-1253]

13. DISPOSAL CONSIDERATIONS

DISPOSAL METHOD: Dissolve in water to allow the release of oxygen and dispose via a treatment system in accordance with governmental agencies regulations. Contact appropriate regulatory agency prior to disposal.

14. TRANSPORT INFORMATION

U.S. DEPARTMENT OF TRANSPORTATION (DOT)

PROPER SHIPPING NAME:	Oxidizing solid, n.o.s. (sodium persulfate, calcium peroxide)
PRIMARY HAZARD CLASS / DIVISION:	5.1 (Oxidizer)
UN/NA NUMBER:	UN 1479
PACKING GROUP:	II
LABEL(S):	5.1 (Oxidizer)
PLACARD(S):	5.1 (Oxidizer)
MARKING(S):	Oxidizing solid, n.o.s. (sodium persulfate, calcium peroxide), UN1479
ADDITIONAL INFORMATION:	Hazardous Substance/RQ: Not applicable 49 STCC Number: 4918733 This material is shipped in 45 lb. polyethylene pail with vented screw-on lid (approx 5.5 gallon)

INTERNATIONAL MARITIME DANGEROUS GOODS (IMDG)

PROPER SHIPPING NAME:	Oxidizing solid, n.o.s. (sodium persulfate, calcium peroxide)

INTERNATIONAL CIVIL AVIATION ORGANIZATION (ICAO) / INTERNATIONAL AIR TRANSPORT ASSOCIATION (IATA)

PROPER SHIPPING NAME:	Oxidizing solid, n.o.s. (sodium persulfate,

	calcium peroxide)
ADDITIONAL INFORMATION:	Combination packaging is recommended for air transport.

OTHER INFORMATION:

Place spilled product in suitable container and wash residue with plenty of water.
See Section 6 (Accidental Release Measures) above for additional instructions.

---

15. REGULATORY INFORMATION

UNITED STATES

SARA TITLE III (SUPERFUND AMENDMENTS AND REAUTHORIZATION ACT)

SECTION 311 HAZARD CATEGORIES (40 CFR 370):
Fire Hazard, Immediate (Acute) Health Hazard

SECTION 312 THRESHOLD PLANNING QUANTITY (40 CFR 370):
The Threshold Planning Quantity (TPQ) for this product, if treated as a mixture, is 10,000 lbs; however, this product contains the following ingredients with a TPQ of less than 10,000 lbs.:
None

SECTION 313 REPORTABLE INGREDIENTS (40 CFR 372):
Not listed

CERCLA (COMPREHENSIVE ENVIRONMENTAL RESPONSE COMPENSATION AND LIABILITY ACT)

CERCLA DESIGNATION & REPORTABLE QUANTITIES (RQ) (40 CFR 302.4):
Proprietary component: Unlisted, RQ = 100 lbs., Ignitability

TSCA (TOXIC SUBSTANCE CONTROL ACT)

TSCA INVENTORY STATUS (40 CFR 710):
Listed

RESOURCE CONSERVATION AND RECOVERY ACT (RCRA)
RCRA IDENTIFICATION OF HAZARDOUS WASTE (40 CFR 261):
Waste Number: D001

CANADA

WHMIS (WORKPLACE HAZARDOUS MATERIALS INFORMATION SYSTEM):

This product has been classified in accordance with the hazard criteria of the Controlled Products Regulations and the MSDS contains all the information required by the Controlled Products Regulations.

Hazard Classification / Division: C
D2B
D2A
E

Domestic Substance List: Listed (all components)

INTERNATIONAL LISTINGS

Proprietary Component
Australia (AICS): Listed
China: Listed
Japan (ENCS): (1)-190
Korea: KE-04597
Philippines (PICCS): Listed

Proprietary Component
Australia (AICS): Listed
China: Listed
Japan (ENCS): (1)-181
Korea: KE-04518
Philippines (PICCS): Listed

Proprietary Component
Australia (AICS): Listed
China: Listed
Japan (ENCS): (1)-1131
Korea: KE-12369
Philippines (PICCS): Listed

16. OTHER INFORMATION

HMIS

Health	2
Flammability	0
Physical Hazard	1
Personal Protection (PPE)	J

Protection = J (Safety goggles, gloves, apron & combination dust & vapor respirator)

HMIS = Hazardous Materials Identification System

Degree of Hazard Code:
4 = Severe
3 = Serious
2 = Moderate
1 = Slight
0 = Minimal

NFPA

Health	2
Flammability	0
Reactivity	1
Special	OX

SPECIAL = OX (Oxidizer)

NFPA = National Fire Protection Association

Degree of Hazard Code:
4 = Extreme
3 = High
2 = Moderate
1 = Slight
0 = Insignificant

REVISION SUMMARY:
New MSDS.

Klozur and FMC Logo - Trademarks of FMC Corporation

© 2008 FMC Corporation. All Rights Reserved.

FMC Corporation believes that the information and recommendations contained herein (including data and statements) are accurate as of the date hereof. NO WARRANTY OF FITNESS FOR ANY PARTICULAR PURPOSE, WARRANTY OF MERCHANTABILITY, OR ANY OTHER WARRANTY, EXPRESSED OR IMPLIED, IS MADE CONCERNING THE INFORMATION PROVIDED HEREIN. The information provided herein relates only to the specific product designated and may not be applicable where such product is used in combination with any other materials or in any process. It is a violation of Federal law to use this product in a manner inconsistent with its labeling. Further, since the conditions and methods of use are beyond the control of FMC Corporation, FMC Corporation expressly disclaims any and all liability as to any results obtained or arising from any use of the product or reliance on such information.

Olin CHLOR ALKALI PRODUCTS

MATERIAL SAFETY DATA

Sodium Hydroxide Solution, 50%

SECTION 1 – CHEMICAL PRODUCT AND COMPANY IDENTIFICATION

Δ

Manufacturer's name and address:	**Supplier's name and address:**
Olin Corporation – Chlor Alkali Products Division	**Olin Canada, ULC d/b/a Olin Chlor Alkali Products**
CLEVELAND, TN OFFICE	**MONTREAL, QC OFFICE**
490 Stuart Road NE Cleveland, TN 37312-4918 U.S. • (423) 336-4850	2020 University, Suite 2190 Montreal, Quebec H3A 2A5 Canada • (514) 397-6100

Product Name: Sodium Hydroxide Solution, 50%

CAS#: 1310-73-2 **Preparation date (M/D/Y):** 10/02/08
MSDS Code: NaOH(50)-E **Revision date (M/D/Y):** 02/08/11

Synonyms: Caustic soda liquid 50%, Soda lye, Lye, Liquid Caustic, Sodium Hydrate

Product Use: Neutralizing agent, industrial cleaner, pulping and bleaching, soap manufacturing

Emergency Contacts (24 hr.)

FOR INFORMATION REGARDING ON SITE CHEMICAL EMERGENCIES INVOLVING A SPILL OR LEAK, CALL

Δ

Canada: 1-800-567-7455
U.S.: 1-800-424-9300 – CHEMTREC

SECTION 2 – COMPOSITION / INFORMATION ON INGREDIENTS

	Hazardous Ingredient(s)	% (w/w)	ACGIH	CAS NO.
Δ	Sodium Hydroxide	49 – 52	2 mg/m^3 (TLV-C)	1310-73-2

SECTION 3 – HAZARD IDENTIFICATION

Emergency Overview: Odorless, clear, non-volatile liquid. EXTREMELY CORROSIVE! Causes severe burns on contact. Can cause blindness, permanent scarring and death. Aerosols can cause lung injury – effects may be delayed. Highly reactive. Can react violently with water and numerous commonly encountered materials, generating enough heat to ignite nearby combustible materials. Contact with many organic and inorganic chemicals may cause fire or explosion. Reacts with some metals to liberate hydrogen gas, which can form explosive mixtures with air. Will not burn. Harmful to aquatic life. Read the entire MSDS for a more thorough evaluation of the hazards.

Potential Health Effects:

Δ **Routes of exposure:** Inhalation, skin contact, eye contact and ingestion.

Inhalation: Sodium hydroxide does not readily form a vapor and inhalation exposure is likely to occur as an aerosol. Due to its corrosive nature, sodium hydroxide aerosols could cause pulmonary edema (severe, life-threatening lung injury). The development of pulmonary edema may be delayed up to 48 hours after exposure. The early symptoms of pulmonary edema include shortness of breath and tightness in the chest.

Skin Contact: EXTREMELY CORROSIVE! Sodium hydroxide is capable of causing severe burns with deep ulceration and permanent scarring. It can penetrate to deeper layers of skin and corrosion will continue until removed. The severity of injury depends on the concentration (solutions) and the duration of exposure. Burns may not be immediately painful; onset of pain may be delayed minutes to hours. Several human studies and case reports describe the corrosive effects of sodium hydroxide. A 4% solution of sodium hydroxide, applied to a volunteer's arm for 15 to 180 minutes, caused damage which progressed from destruction of cells of the hard outer layer of the skin within 15 minutes to total destruction of all layers of the skin in 60 minutes. Solutions as weak as 0.12% have damaged healthy skin within 1 hour.

Eye Contact: EXTREMELY CORROSIVE! The severity of injury increases with the concentration, the duration of exposure, and the speed of penetration into the eye. Damage can range from severe irritation and mild scarring to blistering, disintegration, ulceration, severe scarring and clouding. Conditions, which affect vision such as glaucoma and cataracts, are possible late developments. In severe cases, there is progressive ulceration and clouding of eye tissue which may lead to permanent blindness.

Ingestion: EXTREMELY CORROSIVE! Severe pain; burning of the mouth, throat and esophagus; vomiting; diarrhea; collapse and possible death may result.

Chronic Effects: SKIN: Repeated or prolonged skin contact would be expected to cause drying, cracking, and inflammation of the skin (dermatitis).

Existing Medical Conditions Possibly Aggravated by Exposure: Asthma, bronchitis, emphysema and other lung diseases and chronic nose, sinus or throat conditions. Skin irritation may be aggravated in individuals with existing skin disorders.

Carcinogenicity: Sodium hydroxide is not classified as a carcinogen by ACGIH (American Conference of Governmental Industrial Hygienists) or IARC (International Agency for Research on Cancer), not regulated as a carcinogen by OSHA (Occupational Safety and Health Administration), and not listed as a carcinogen by NTP (National Toxicology Program).

Δ **Other important hazards:** Refer to TOXICOLOGICAL INFORMATION (Section 11) for additional information.

SECTION 4 – FIRST AID MEASURES

General: If you feel unwell, IMMEDIATELY seek medical advice (show this document).

Inhalation: Move victim to fresh air. If breathing is difficult, oxygen may be beneficial if administered by trained personnel, preferably on a doctor's advice. Give artificial respiration ONLY if breathing has stopped. Do not use mouth-to-mouth method if victim ingested or inhaled the substance: induce artificial respiration with the aid of a pocket mask equipped with a one-way valve or other proper respiratory medical device. Give Cardiopulmonary Resuscitation (CPR) only if there is no pulse AND no breathing. Obtain medical attention IMMEDIATELY. Symptoms of pulmonary edema can be delayed up to 48 hours after exposure.

Skin Contact: Immediately flush skin with lukewarm water for at least 20 minutes, and up to 60 minutes if necessary. Under lukewarm water remove contaminated clothing, jewelry, and shoes. If irritation persists, repeat flushing. Obtain medical attention immediately. Discard contaminated clothing and shoes in a manner which limits further exposure.

Eye Contact: Immediately flush eyes with lukewarm water for at least 20 minutes, and up to 60 minutes if necessary. Hold eyelids open during flushing. If irritation persists, repeat flushing. Obtain medical attention IMMEDIATELY. Do not transport victim until the recommended flushing period is completed unless flushing can be continued during transport.

Ingestion: DO NOT INDUCE VOMITING. If victim is alert and not convulsing, rinse mouth and give as much water as possible to dilute material (8 to 10 oz. or 240 to 300 mL). If spontaneous vomiting occurs, have victim lean forward with head down, rinse mouth and administer more water. IMMEDIATELY transport victim to an emergency facility.

SECTION 5 – FIRE FIGHTING MEASURES

Flammability	Not applicable. Not combustible (does not burn).
Flash Point (method)	Not applicable.
Flammable Limits (Lower)	Not applicable
Flammable Limits (Upper)	Not applicable
Auto Ignition Temperature	Not applicable
Combustion and Thermal Decomposition Products	Sodium oxide fumes
Rate of Burning	Not applicable
Explosive Power	Not applicable
Sensitivity to Mechanical Impact	Not sensitive ; stable material
Sensitivity to Static Charge	Not applicable

Fire and Explosion Hazards: Sodium hydroxide will not burn or support combustion. The reaction of sodium hydroxide with water and a number of commonly encountered materials (see Section 10) can generate sufficient heat to ignite nearby combustible materials. Sodium hydroxide can react with metals, such as aluminum, tin and zinc, to form flammable hydrogen gas.

Extinguishing Media: Use extinguishing media suitable for the surrounding fire. If water is used, care should be taken, since it can generate heat and cause spattering if applied directly to sodium hydroxide.

Special Information: Evacuate area and fight fire from a safe distance or a protected location. Approach fire from upwind. If possible, isolate materials not involved in the fire and protect personnel. Move containers from fire area if it can be done without risk.

Water can be used with extreme caution to extinguish a fire in an area where sodium hydroxide is stored. The water must not come into contact with the sodium hydroxide. Water can be used in flooding quantities as a spray or fog to keep fire-exposed containers cool and absorb heat. At high temperatures, fuming may occur, giving off a strong, corrosive gas. Do not enter without wearing specialized protective equipment suitable for the situation.

Evacuation: If tank or tank truck involved in a fire, ISOLATE and consider evacuation of one-half (1/2) mile (800 meters) in all directions.

Fire Fighting Protective Equipment: Firefighter's normal protective clothing (Bunker Gear) will not provide adequate protection. Chemical resistant clothing (e.g. chemical splash suit) and positive pressure self-contained breathing apparatus (MSHA/NIOSH approved or equivalent) may be necessary.

NOTE: Also see "Section 10 - Stability and Reactivity"

SECTION 6 – ACCIDENTAL RELEASE MEASURES

Spills, Leaks, or Releases:

- Restrict access to area until completion of clean up. Ensure trained personnel conduct clean up. Ventilate area.
- Wear adequate personal protective equipment (See Section 8). Do not touch spilled material.
- Prevent entry into sewers or waterways.
- Land spill of sodium hydroxide: Solutions should be contained by diking with inert material, such as sand or earth. Solutions can be recovered or carefully diluted with water and cautiously neutralized with acids such as acetic acid or hydrochloric acid.
- Water spill: Neutralize with dilute acid.
- Comply with Federal, Provincial/State and local regulations on reporting releases.

Deactivating Chemicals: Weak acid solutions (acetic, hydrochloric or sulfuric acid).

Waste Disposal Methods: Dispose of waste material at an approved waste treatment/disposal facility, in accordance with applicable regulations. Do not dispose of waste with normal garbage or to sewer systems.

Note - Clean-up material may be a RCRA Hazardous Waste on disposal.
- Spills are subject to CERCLA reporting requirements: RQ = 1000 lbs. (454 kg).

SECTION 7 – HANDLING AND STORAGE

Precautions: EXTREMELY CORROSIVE! Have emergency equipment (for fires, spills, leaks, etc.) readily available. Ensure all containers are labeled. Wear appropriate Personal Protection Equipment *(Refer to Section 8)*. People working with this chemical should be properly trained regarding its hazards and its safe use.

Handling Procedures and Equipment: Use smallest possible amounts in designated areas with adequate ventilation. Keep containers closed when not in use. Empty containers may contain hazardous residues. Avoid generating mists. Transfer solutions using equipment, which is corrosion-resistant. Cautiously, transfer into sturdy containers made of compatible materials. Never return contaminated material to its original container. Considerable heat is generated when diluted with water. Proper handling procedures must be followed to prevent vigorous boiling, splattering or violent eruption of the diluted solution. Never add water to a sodium hydroxide solution. **ALWAYS ADD SODIUM HYDROXIDE TO WATER** and provide agitation. When mixing with water, stir small amounts in slowly. Use cold water to prevent excessive heat generation.

Storage Requirements: Store in a cool, dry, well-ventilated area. Keep containers tightly closed when not in use and when empty. Protect from damage. Store away from incompatible materials such as strong acids, nitroaromatic, nitroparaffinic or organohalogen compounds. See Section 10 for Incompatibles. Use corrosion-resistant structural materials and lighting and ventilation systems in the storage area. Containers made of nickel alloys are preferred. Steel containers are acceptable if temperatures are not elevated. Nickel is the preferred metal for handling this product. Plastics or plastic-lined steel, or FRP tanks of Derakane vinyl ester resin may be suitable. Container contents may develop pressure after prolonged storage. Drums may need to be vented. Trained personnel should only perform venting.

Storage Temperature: Avoid freezing. Do not expose sealed containers to temperatures above 40ºC (104ºF).

SECTION 8 – EXPOSURE CONTROLS / PERSONAL PROTECTION

PREVENTIVE MEASURES

Recommendations listed in this section indicate the type of equipment which will provide protection against over exposure to this product. Conditions of use, adequacy of engineering or other control measures, and actual exposures will dictate the need for specific protective devices at your workplace.

Engineering Controls: Local exhaust ventilation should be applied wherever there is an incidence of point source emissions or dispersion of regulated contaminants in the work area. Ventilation control of the contaminant as close to its point of generation is both the most economical and safest method to minimize personnel exposure to airborne contaminants. The most effective measures are the total enclosure of processes and the mechanization of handling procedures to prevent all personal contact.

PERSONAL PROTECTIVE EQUIPMENT

Maintain eye wash fountain and quick-drench facilities in work area. Detailed requirements for personal protective equipment should be established on a site-specific basis.

Eye Protection: Wear full face-shield and chemical safety goggles when there is potential for contact.

Skin Protection: Wear appropriate personal protective clothing to prevent skin contact.

Guidelines for sodium hydroxide solutions, 30-70%:

RECOMMENDED (resistance to breakthrough longer than 8 hours): Butyl rubber; natural rubber, neoprene rubber, nitrile rubber, polyethylene, polyvinyl chloride, Teflon™, Viton™, Saranex™, 4H™, Barricade™, CPF 3™, Responder™, Trellchem HPS™, Tychem 10000™.

NOT RECOMMENDED for use (resistance to breakthrough less than 1 hour): Polyvinyl alcohol.

Respiratory Protection:
Up to 10 mg/m^3: Supplied Air Respirator (SAR) operated in a continuous-flow mode, eye protection needed; or full face-piece respirator with high-efficiency particulate filter(s); or powered air-purifying respirator with dust and mist filter(s), eye protection needed; or full face-piece Self-Contained Breathing Apparatus (SCBA); or full face-piece SAR.

Emergency or Planned Entry into Unknown Concentrations or IDLH Conditions: Positive pressure, full face-piece SAR; or positive pressure, full face-piece SAR with an auxiliary positive pressure SAR.

ESCAPE: Full face-piece respirator with high-efficiency particulate filter(s); or escape-type SCBA.

EXPOSURE GUIDELINES

PRODUCT: Sodium hydroxide:

	ACGIH Ceiling Exposure Limit (TLV-C)	2 mg/m^3
Δ	OSHA PEL-TWA	2 mg/m^3
	NIOSH IDLH	10 mg/m^3
	NIOSH REL:	C 2 mg/m^3

SECTION 9 – PHYSICAL AND CHEMICAL PROPERTIES

Alternate Name(s)	Caustic soda liquid 50%, Soda lye, Lye, Liquid Caustic, Sodium Hydrate
Chemical Name	Sodium hydroxide
Chemical Family	Alkali hydroxide
Molecular Formula	NaOH
Molecular Weight	40.01
Δ **Physical State and Appearance**	Clear-to-slightly turbid liquid
Odor	Odorless
pH	14.0 (Aqueous solution: 5%)
Vapor Pressure	0.2 kPa (1.5 mm Hg) at 20 ºC (68˚F) (50% solution)
Vapor Density (Air = 1)	Not applicable
Boiling Point	140 ºC (284 ºF) (50% solution)
Freezing Point	12 ºC (53.6 ºF) (50% solution)
Solubility (Water)	Soluble in all proportions
Specific Gravity	1.53 (50% solution) 15.5 ºC (60°F)
Evaporation Rate	Not applicable
Viscosity (cp):	78.3 at 20 ºC (68˚F)
Bulk Density (lbs/cu ft):	95.5
Coefficient of Oil/Water Distribution	Essentially zero

SECTION 10 – STABILITY AND REACTIVITY

Chemical Stability: Stable at room temperature.

Hazardous Decomposition Products: Thermal decomposition: sodium oxide fumes

Conditions to Avoid: Water. Keep away from incompatibles.

Incompatibility with other Substances: Sodium hydroxide reacts vigorously, violently or explosively with many organic and inorganic chemicals, such as strong acids, nitroaromatic, nitroparaffin and organohalogen compounds, glycols and organic peroxides. Reacts violently with water generating significant heat and dangerously spattering corrosive sodium hydroxide. Violently polymerizes acetaldehyde, acrolein or acrylonitrile. Produces flammable and explosive hydrogen gas if it reacts with sodium tetrahydroborate or certain metals such as aluminum, tin, or zinc. Can form spontaneously flammable chemicals upon contact with 1,2- dichloroethylene, trichloroethylene or tetrachloroethane. Can produce carbon monoxide upon contact with solutions of sugars, such as fructose, lactose and maltose.

Corrosivity to Metals: Corrosive to aluminum, tin, zinc, copper, and most alloys in which they are present including brass and bronze. Corrosive to steel at elevated temperatures above 40°C(104ºF).

Stability and Reactivity Comments: Slowly attacks glass at room temperature.

Hazardous Polymerization: Will not occur. However, it can induce hazardous polymerization of acetaldehyde, acrolein, and acrylonitrile.

SECTION 11 – TOXICOLOGICAL INFORMATION

For more toxicological information, refer to Section 3.

TOXICOLOGICAL DATA:

Toxicological Data: Sodium hydroxide

Toxicity data: LDLo - Lowest published lethal dose oral rabbit 500 mg /kg ; LD_{50} intraperitoneal mouse 40 mg/kg

Irritation data: Standard Draize Tests: 500 mg/24 hour(s) skin-rabbit severe; 400 µg eyes-rabbit mild; 1 percent eyes-rabbit severe;

Mutagenicity: There is no evidence of mutagenic potential.

Reproductive Effects: No information is available.

Teratogenicity and Fetotoxicity: No information is available.

Synergistic Materials: No information is available.

Skin and Respiratory Sensitization: No information is available.

Irritancy: Strong eye and skin irritant.

SECTION 12 – ECOLOGICAL INFORMATION

Ecotoxicological Information:

LC_{100} Cyprinus Carpio 180 ppm/24 hr @ 25°C (77°F)
TLm mosquito fish 125 ppm/96 hr (fresh water);
TLm Bluegill 99 mg/L/48 hr (tap water)

Persistence and Degradation: Degrades readily by reacting with natural carbon dioxide in the air. Does not bioaccumulate.

SECTION 13 – DISPOSAL CONSIDERATIONS

Review federal, state and local government requirements prior to disposal.

Do not dispose of waste with normal garbage, or to sewer systems.

Whatever cannot be saved for recovery or recycling, including containers, should be managed in an appropriate and approved waste disposal facility. Processing, use or contamination of this product may change the waste management options.

RCRA: Test waste material for corrosivity, D002, prior to disposal.

SECTION 14 – TRANSPORT INFORMATION

	TDG	DOT
Shipping Name	SODIUM HYDROXIDE, SOLUTION	Sodium hydroxide, solution
Hazard Class/Division	8	8
Identification No.	UN1824	UN1824
Packing Group:	II	II
Reportable Quantity	Not Applicable	RQ: 1000 lbs. (454 kg)
ERAP	NONE	Not Applicable

Δ **IATA/ICAO Shipping Description:** UN1824, Sodium hydroxide solution, Class 8, PG II is accepted for air transport.

Δ **For Chemical Emergencies in Transportation Requiring Activation of Olin 24 Hour Emergency Response Plan Call:**
U.S. 1-800-424-9300 – Chemtrec
Canada 1-800-567-7455

SECTION 15 – REGULATORY INFORMATION

Δ **CANADIAN INFORMATION:**

This product has been classified in accordance with the hazard criteria of the CPR (Controlled Products Regulations) and this MSDS (Material Safety Data Sheet) contains all the information required by the CPR.

Controlled Products Regulations (WHMIS) Classification:
E: Corrosive Material

CEPA / Canadian Domestic Substances List (DSL): Y

WHMIS Ingredient Disclosure List: Meets criteria for disclosure at 1% or greater.

Δ **USA INFORMATION:**

OSHA Classification: Hazardous by definition of Hazard Communication Standard (29 CFR 1910.1200)

SARA Regulations sections 313 and 40 CFR 372: N

SARA Hazard Categories, SARA SECTIONS 311/312 (40 CFR 370.2):
ACUTE: Y
CHRONIC: N
FIRE: N
REACTIVE: Y
SUDDEN RELEASE: N
OSHA PROCESS SAFETY (29 CFR 1910.119): N

CERCLA SECTION 103 (40 CFR 302.4): Y

Reportable Quantity (RQ) under CERCLA: 1000 lbs. (454 kg)

TSCA Inventory Status: Y

This product does not contain nor is it manufactured with ozone depleting substances.

Δ **EUROPEAN ECONOMIC COMMUNITY (EEC) INFORMATION:**

EINECS Number: 215-185-5

CALIFORNIA PROP 65 COMPONENTS:
This product is not listed, but it may contain elements known to the State of California to cause cancer or reproductive toxicity as listed under Proposition 65 State Drinking Water and Toxic Enforcement Act. For additional information, contact Olin Technical Services (800-299-6546)

SECTION 16 – OTHER INFORMATION

Δ **The information contained herein is offered only as a guide to the handling of this specific material and has been prepared in good faith by technically knowledgeable personnel. It is not intended to be all-inclusive and the manner and conditions of use and handling may involve other and additional considerations. No warranty of any kind is given or implied and Olin will not be liable for any damages, losses, injuries or consequential damages that may result from the use of or reliance on any information contained herein. This Material Safety Data Sheet is valid for three years.**

Revision Indicators:
Δ In the left margin indicates a revision or addition of information since the previous issue.

National Fire Protection Association (NFPA) Rating
Hazardous Materials Identification System (HMIS) Rating

Δ

	NFPA	HMIS
HEALTH	3	3
FIRE	0	0
REACTIVITY / INSTABILITY	1	1
SPECIAL HAZARDS	N/Ap	N/Ap

4 = Extreme/Severe
3 = High/Serious
2 = Moderate
1 = Slight
0 = Minimum
~~W~~ = Water Reactive
OX = Oxidizer
* = Chronic health hazard

Δ **REFERENCES:**

1. Chemlist, STN Database, Chemical Abstract Service, 1999
2. "CHEMINFO", CCOHS, Canadian Centre for Occupational Health and Safety, Hamilton, Ontario, Canada, (2008).
3. DOSE, Royal Society of Chemistry, Aug 27, 1999.
4. HSDB- Hazardous Substances Data Bank, CCOHS, 2008.
5. RTECS-Registry of Toxic Effects of Chemical Substances, On-line search, Canadian Centre for Occupational Health and Safety RTECS database, Doris V. Sweet, Ed., National Institute for Occupational Safety and Health, U.S. Dept. of Health and Human Services, Cincinnati, Entry Update/ August 2007.
6. "2008 Threshold Limit Values and Biological Exposure Indices", American Conference of Government Industrial Hygienists, 2008.
7. Merck, 11th Edition, 1989

Δ **LEGEND:**

ACGIH - American Conference of Governmental Industrial Hygienists
AFFF - Aqueous Film Forming Foam
AIHA - American Industrial Hygiene Association
CAS # - Chemical Abstracts Service Registry Number
CERCLA - Comprehensive Environmental Response, Compensation, and Liability Act
CFR - Code of Federal Regulations
DOT - Department of Transportation
EINECS - European Inventory of Existing Chemical Substances
EPA - Environmental Protection Agency
ERAP - Emergency Response Assistance Plan
IATA - International Air Transportation Association
ICAO - International Civil Aviation Organization
FRP - Fiberglass Reinforced Plastic
HMIS - Hazardous Materials Identification System
IARC - International Agency for Research on Cancer
IDLH - Immediately Dangerous to Life and Health
LC50 - The concentration of material in air expected to kill 50% of a group of test animals
LD_{50} - Lethal Dose expected to kill 50% of a group of test animals
MSHA - Mine Safety and Health Administration
N/Ap - Not Applicable
N/Av - Not Available
NFPA - National Fire Protection Association
NIOSH - National Institute for Occupational Safety and Health
NTP - National Toxicology Program
OSHA - Occupational Safety & Health Administration
PEL - Permissible Exposure Limit
PVC - Polyvinyl chloride
RCRA - Resource Conservation and Recovery Act
SARA - Superfund Amendments and Reauthorization Act of the U.S. EPA
STEL - Short Term Exposure Limit
TDG - Transportation of Dangerous Goods Act/Regulations
TLV - Threshold Limit Value
TSCA - Toxic Substances Control Act
TWA - Time Weighted Average
WEEL - Workplace Environmental Exposure Level
WHMIS - Workplace Hazardous Materials Identification System

Appendix C

BASP Injection Log

TABLE D-1
BASP INJECTION LOG
Fourth 2015 Injection Event (Sep/Oct)
Whirlpool Facility
Fort Smith, Arkansas

Injection Point ID	Screen Depth Interval (feet)	Injection Date	BASP Injection Time (mins)	BASP Volume (gal)	Average BASP Flow Rate (gPM)	Well Head Pressure (psi)
TIP-01	22-27	9/29/2015	65	200	3.08	20-26
TIP-02	25-30		91	200	2.20	29-36
TIP-03	25-30		85	200	2.35	35-45
TIP-04	25-30		88	200	2.27	30-40
TIP-05	25-30		106	200	1.89	43-50
TIP-06	25-30		91	200	2.20	32-37
TIP-07	22-27	9/30/2015	62	200	3.23	22-24
TIP-08	22-27		65	200	3.08	38-44
TIP-09	22-27		88	200	2.27	14
TIP-10	22-27		122	200	1.64	8-22
TIP-11	22-27		84	200	2.38	25-27
TIP-12	22-27		63	200	3.17	28-30
TIP-13	22-27		56	200	3.57	20-22
TIP-14	22-27		71	200	2.82	26-30
TIP-15	22-27		76	200	2.63	30-36
TIP-16	22-27		72	200	2.78	24-26
TIP-17	22-27		59	200	3.39	20
TIP-18	22-27		93	200	2.15	18-20
IW-103	20.8-25.8		53	200	3.77	8-10
IW-104	23.5-28.5		72	200	2.78	16-24
IW-106	23.2-28.2		83	200	2.41	16
IW-107	22.8-27.8		100	200	2.00	14-24
IW-109	23-28		66	200	3.03	16
TIP-19	20-25	10/1/2015	138	200	1.45	40-42
TIP-20	20-25		64	200	3.13	10-12
TIP-21	20-25		68	200	2.94	18-30
TIP-22	20-25		80	200	2.50	22-25
TIP-23	20-25		82	200	2.44	12
TIP-24	20-25		59	200	3.39	20
TIP-25	20-25		78	200	2.56	12
TIP-26	20-25		58	200	3.45	24-26
TIP-27	20-25		65	200	3.08	16-18
TIP-28	20-25		88	200	2.27	32-34
TIP-29	20-25		75	200	2.67	2-6
TIP-30	20-25		58	200	3.45	22
TIP-31	20-25		79	200	2.53	28-46
TIP-32	20-25		64	200	3.13	16-18
TIP-33	20-25		39	80	2.05	38-46
TIP-33	20-25	10/2/15	47	120	2.55	32-37
TIP-34	20-25		119	200	1.68	10-12
TIP-35	20-25		84	200	2.38	12-14
TIP-36	20-25		66	200	3.03	10-12
IW-120	19-24		51	200	3.92	0
IW-122	19.4-24.4		54	200	3.70	2-6
IW-124	19.7-24.7		55	200	3.64	4
IW-131	19.2-24.2		54	200	3.70	24-28
Event Total			**3436**	**9000**	**2.75**	

Notes:
BASP = Base activated sodium persulfate solution (~12%)
Gal = Gallons
Gal/Min = Gallons per minute
Mins = Minutes
GPM = Gallons per minute
PSI = Pounds per square inch

Appendix D

Laboratory Analytical Reports

Pace Analytical Services, Inc.
9608 Loiret Blvd.
Lenexa, KS 66219
(913)599-5665

November 06, 2015

Wendy Stonestreet
Environ International Corporation
7500 College Blvd Ste 925
Overland Park, KS 66210

RE: Project: FORT SMITH, AR
Pace Project No.: 60206665

Dear Wendy Stonestreet:
Enclosed are the analytical results for sample(s) received by the laboratory on November 05, 2015. The results relate only to the samples included in this report. Results reported herein conform to the most current TNI standards and the laboratory's Quality Assurance Manual, where applicable, unless otherwise noted in the body of the report.

If you have any questions concerning this report, please feel free to contact me.

Sincerely,

Colleen Clyne
colleen.clyne@pacelabs.com
Project Manager

Enclosures

cc: Tamara Gleason, ENVIRON International Corporation

This report shall not be reproduced, except in full,
without the written consent of Pace Analytical Services, Inc..

Pace Analytical Services, Inc.
9608 Loiret Blvd.
Lenexa, KS 66219
(913)599-5665

CERTIFICATIONS

Project: FORT SMITH, AR
Pace Project No.: 60206665

Kansas Certification IDs
9608 Loiret Boulevard, Lenexa, KS 66219
WY STR Certification #: 2456.01
Arkansas Certification #: 15-016-0
Illinois Certification #: 003097
Iowa Certification #: 118
Kansas/NELAP Certification #: E-10116
Louisiana Certification #: 03055
Nevada Certification #: KS000212008A
Oklahoma Certification #: 9205/9935
Texas Certification #: T104704407
Utah Certification #: KS00021

REPORT OF LABORATORY ANALYSIS

This report shall not be reproduced, except in full,
without the written consent of Pace Analytical Services, Inc..

Pace Analytical Services, Inc.
9608 Loiret Blvd.
Lenexa, KS 66219
(913)599-5665

SAMPLE SUMMARY

Project: FORT SMITH, AR
Pace Project No.: 60206665

Lab ID	Sample ID	Matrix	Date Collected	Date Received
60206665001	**TMW-10-201511**	Water	11/04/15 12:28	11/05/15 12:20
60206665002	**TMW-11-201511**	Water	11/04/15 14:05	11/05/15 12:20
60206665003	**MW-61R-201511**	Water	11/04/15 14:45	11/05/15 12:20
60206665004	**MW-35R-201511**	Water	11/04/15 16:40	11/05/15 12:20
60206665005	**MW-65-201511**	Water	11/04/15 16:40	11/05/15 12:20
60206665006	**TB-01-201511**	Water	11/04/15 08:00	11/05/15 12:20

This report shall not be reproduced, except in full,
without the written consent of Pace Analytical Services, Inc..

Pace Analytical Services, Inc.
9608 Loiret Blvd.
Lenexa, KS 66219
(913)599-5665

SAMPLE ANALYTE COUNT

Project: FORT SMITH, AR
Pace Project No.: 60206665

Lab ID	Sample ID	Method	Analysts	Analytes Reported	Laboratory
60206665001	**TMW-10-201511**	EPA 5030B/8260	PGH	38	PASI-K
60206665002	**TMW-11-201511**	EPA 5030B/8260	PGH	38	PASI-K
60206665003	**MW-61R-201511**	EPA 5030B/8260	PGH	38	PASI-K
60206665004	**MW-35R-201511**	EPA 5030B/8260	PGH	38	PASI-K
60206665005	**MW-65-201511**	EPA 5030B/8260	PGH	38	PASI-K
60206665006	**TB-01-201511**	EPA 5030B/8260	PGH	38	PASI-K

REPORT OF LABORATORY ANALYSIS

This report shall not be reproduced, except in full,
without the written consent of Pace Analytical Services, Inc..

Pace Analytical Services, Inc.
9608 Loiret Blvd.
Lenexa, KS 66219
(913)599-5665

PROJECT NARRATIVE

Project: FORT SMITH, AR
Pace Project No.: 60206665

Method: **EPA 5030B/8260**
Description: 8260 MSV
Client: Environ_AR
Date: November 06, 2015

General Information:
6 samples were analyzed for EPA 5030B/8260. All samples were received in acceptable condition with any exceptions noted below or on the chain-of custody and/or the sample condition upon receipt form (SCUR) attached at the end of this report.

Hold Time:
The samples were analyzed within the method required hold times with any exceptions noted below.

Initial Calibrations (including MS Tune as applicable):
All criteria were within method requirements with any exceptions noted below.

Continuing Calibration:
All criteria were within method requirements with any exceptions noted below.

Internal Standards:
All internal standards were within QC limits with any exceptions noted below.

Surrogates:
All surrogates were within QC limits with any exceptions noted below.

Method Blank:
All analytes were below the report limit in the method blank, where applicable, with any exceptions noted below.

QC Batch: MSV/72701

B: Analyte was detected in the associated method blank.
- BLANK for HBN 407834 [MSV/7270 (Lab ID: 1664090)
  - Bromomethane

Laboratory Control Spike:
All laboratory control spike compounds were within QC limits with any exceptions noted below.

Matrix Spikes:
All percent recoveries and relative percent differences (RPDs) were within acceptance criteria with any exceptions noted below.

QC Batch: MSV/72692

A matrix spike/matrix spike duplicate was not performed due to insufficient sample volume.

QC Batch: MSV/72693

A matrix spike/matrix spike duplicate was not performed due to insufficient sample volume.

QC Batch: MSV/72701

A matrix spike/matrix spike duplicate was not performed due to insufficient sample volume.

Additional Comments:

This data package has been reviewed for quality and completeness and is approved for release.

This report shall not be reproduced, except in full,
without the written consent of Pace Analytical Services, Inc..

Pace Analytical Services, Inc.
9608 Loiret Blvd.
Lenexa, KS 66219
(913)599-5665

ANALYTICAL RESULTS

Project: FORT SMITH, AR
Pace Project No.: 60206665

Sample: TMW-10-201511 **Lab ID: 60206665001** Collected: 11/04/15 12:28 Received: 11/05/15 12:20 Matrix: Water

Parameters	Results	Units	Report Limit	MDL	DF	Prepared	Analyzed	CAS No.	Qual
8260 MSV	Analytical Method: EPA 5030B/8260								
Acetone	**8.4J**	ug/L	10.0	1.9	1		11/05/15 20:09	67-64-1	
Benzene	ND	ug/L	1.0	0.060	1		11/05/15 20:09	71-43-2	
Bromodichloromethane	ND	ug/L	1.0	0.19	1		11/05/15 20:09	75-27-4	
Bromoform	ND	ug/L	1.0	0.070	1		11/05/15 20:09	75-25-2	
Bromomethane	ND	ug/L	5.0	0.16	1		11/05/15 20:09	74-83-9	
2-Butanone (MEK)	**8.6J**	ug/L	10.0	0.59	1		11/05/15 20:09	78-93-3	
Carbon disulfide	**0.31J**	ug/L	5.0	0.12	1		11/05/15 20:09	75-15-0	
Carbon tetrachloride	ND	ug/L	1.0	0.18	1		11/05/15 20:09	56-23-5	
Chlorobenzene	ND	ug/L	1.0	0.21	1		11/05/15 20:09	108-90-7	
Chloroethane	ND	ug/L	1.0	0.15	1		11/05/15 20:09	75-00-3	
Chloroform	ND	ug/L	1.0	0.14	1		11/05/15 20:09	67-66-3	
Chloromethane	ND	ug/L	1.0	0.080	1		11/05/15 20:09	74-87-3	
Dibromochloromethane	ND	ug/L	1.0	0.21	1		11/05/15 20:09	124-48-1	
1,1-Dichloroethane	ND	ug/L	1.0	0.050	1		11/05/15 20:09	75-34-3	
1,2-Dichloroethane	ND	ug/L	1.0	0.12	1		11/05/15 20:09	107-06-2	
1,1-Dichloroethene	ND	ug/L	1.0	0.20	1		11/05/15 20:09	75-35-4	
cis-1,2-Dichloroethene	**0.72J**	ug/L	1.0	0.080	1		11/05/15 20:09	156-59-2	
trans-1,2-Dichloroethene	ND	ug/L	1.0	0.20	1		11/05/15 20:09	156-60-5	
1,2-Dichloropropane	ND	ug/L	1.0	0.16	1		11/05/15 20:09	78-87-5	
cis-1,3-Dichloropropene	ND	ug/L	1.0	0.14	1		11/05/15 20:09	10061-01-5	
trans-1,3-Dichloropropene	ND	ug/L	1.0	0.12	1		11/05/15 20:09	10061-02-6	
Ethylbenzene	ND	ug/L	1.0	0.18	1		11/05/15 20:09	100-41-4	
2-Hexanone	ND	ug/L	10.0	1.2	1		11/05/15 20:09	591-78-6	
Methylene chloride	ND	ug/L	1.0	0.15	1		11/05/15 20:09	75-09-2	
4-Methyl-2-pentanone (MIBK)	ND	ug/L	10.0	0.42	1		11/05/15 20:09	108-10-1	
Styrene	ND	ug/L	1.0	0.12	1		11/05/15 20:09	100-42-5	
1,1,2,2-Tetrachloroethane	ND	ug/L	1.0	0.15	1		11/05/15 20:09	79-34-5	
Tetrachloroethene	ND	ug/L	1.0	0.10	1		11/05/15 20:09	127-18-4	
Toluene	ND	ug/L	1.0	0.17	1		11/05/15 20:09	108-88-3	
1,1,1-Trichloroethane	ND	ug/L	1.0	0.11	1		11/05/15 20:09	71-55-6	
1,1,2-Trichloroethane	ND	ug/L	1.0	0.20	1		11/05/15 20:09	79-00-5	
Trichloroethene	**120**	ug/L	1.0	0.17	1		11/05/15 20:09	79-01-6	
Vinyl chloride	ND	ug/L	1.0	0.13	1		11/05/15 20:09	75-01-4	
Xylene (Total)	ND	ug/L	3.0	0.42	1		11/05/15 20:09	1330-20-7	
Surrogates									
4-Bromofluorobenzene (S)	100	%	80-120		1		11/05/15 20:09	460-00-4	
1,2-Dichloroethane-d4 (S)	102	%	80-120		1		11/05/15 20:09	17060-07-0	
Toluene-d8 (S)	101	%	80-120		1		11/05/15 20:09	2037-26-5	
Preservation pH	**1.0**		0.10	0.10	1		11/05/15 20:09		

REPORT OF LABORATORY ANALYSIS

This report shall not be reproduced, except in full,
without the written consent of Pace Analytical Services, Inc..

Pace Analytical Services, Inc.
9608 Loiret Blvd.
Lenexa, KS 66219
(913)599-5665

ANALYTICAL RESULTS

Project: FORT SMITH, AR
Pace Project No.: 60206665

Sample: TMW-11-201511 **Lab ID: 60206665002** Collected: 11/04/15 14:05 Received: 11/05/15 12:20 Matrix: Water

Parameters	Results	Units	Report Limit	MDL	DF	Prepared	Analyzed	CAS No.	Qual
8260 MSV	Analytical Method: EPA 5030B/8260								
Acetone	**636**	ug/L	10.0	1.9	1		11/05/15 19:55	67-64-1	
Benzene	ND	ug/L	1.0	0.060	1		11/05/15 19:55	71-43-2	
Bromodichloromethane	ND	ug/L	1.0	0.19	1		11/05/15 19:55	75-27-4	
Bromoform	ND	ug/L	1.0	0.070	1		11/05/15 19:55	75-25-2	
Bromomethane	**1.8J**	ug/L	5.0	0.16	1		11/05/15 19:55	74-83-9	
2-Butanone (MEK)	**810**	ug/L	10.0	0.59	1		11/05/15 19:55	78-93-3	
Carbon disulfide	**2.6J**	ug/L	5.0	0.12	1		11/05/15 19:55	75-15-0	
Carbon tetrachloride	ND	ug/L	1.0	0.18	1		11/05/15 19:55	56-23-5	
Chlorobenzene	ND	ug/L	1.0	0.21	1		11/05/15 19:55	108-90-7	
Chloroethane	ND	ug/L	1.0	0.15	1		11/05/15 19:55	75-00-3	
Chloroform	ND	ug/L	1.0	0.14	1		11/05/15 19:55	67-66-3	
Chloromethane	ND	ug/L	1.0	0.080	1		11/05/15 19:55	74-87-3	
Dibromochloromethane	ND	ug/L	1.0	0.21	1		11/05/15 19:55	124-48-1	
1,1-Dichloroethane	ND	ug/L	1.0	0.050	1		11/05/15 19:55	75-34-3	
1,2-Dichloroethane	ND	ug/L	1.0	0.12	1		11/05/15 19:55	107-06-2	
1,1-Dichloroethene	ND	ug/L	1.0	0.20	1		11/05/15 19:55	75-35-4	
cis-1,2-Dichloroethene	**2.5**	ug/L	1.0	0.080	1		11/05/15 19:55	156-59-2	
trans-1,2-Dichloroethene	ND	ug/L	1.0	0.20	1		11/05/15 19:55	156-60-5	
1,2-Dichloropropane	ND	ug/L	1.0	0.16	1		11/05/15 19:55	78-87-5	
cis-1,3-Dichloropropene	ND	ug/L	1.0	0.14	1		11/05/15 19:55	10061-01-5	
trans-1,3-Dichloropropene	ND	ug/L	1.0	0.12	1		11/05/15 19:55	10061-02-6	
Ethylbenzene	ND	ug/L	1.0	0.18	1		11/05/15 19:55	100-41-4	
2-Hexanone	**3.6J**	ug/L	10.0	1.2	1		11/05/15 19:55	591-78-6	
Methylene chloride	ND	ug/L	1.0	0.15	1		11/05/15 19:55	75-09-2	
4-Methyl-2-pentanone (MIBK)	**2.0J**	ug/L	10.0	0.42	1		11/05/15 19:55	108-10-1	
Styrene	ND	ug/L	1.0	0.12	1		11/05/15 19:55	100-42-5	
1,1,2,2-Tetrachloroethane	ND	ug/L	1.0	0.15	1		11/05/15 19:55	79-34-5	
Tetrachloroethene	ND	ug/L	1.0	0.10	1		11/05/15 19:55	127-18-4	
Toluene	ND	ug/L	1.0	0.17	1		11/05/15 19:55	108-88-3	
1,1,1-Trichloroethane	ND	ug/L	1.0	0.11	1		11/05/15 19:55	71-55-6	
1,1,2-Trichloroethane	ND	ug/L	1.0	0.20	1		11/05/15 19:55	79-00-5	
Trichloroethene	**6.3**	ug/L	1.0	0.17	1		11/05/15 19:55	79-01-6	
Vinyl chloride	ND	ug/L	1.0	0.13	1		11/05/15 19:55	75-01-4	
Xylene (Total)	ND	ug/L	3.0	0.42	1		11/05/15 19:55	1330-20-7	
Surrogates									
4-Bromofluorobenzene (S)	100	%	80-120		1		11/05/15 19:55	460-00-4	
1,2-Dichloroethane-d4 (S)	98	%	80-120		1		11/05/15 19:55	17060-07-0	
Toluene-d8 (S)	100	%	80-120		1		11/05/15 19:55	2037-26-5	
Preservation pH	**1.0**		0.10	0.10	1		11/05/15 19:55		

REPORT OF LABORATORY ANALYSIS

This report shall not be reproduced, except in full,
without the written consent of Pace Analytical Services, Inc..

Pace Analytical Services, Inc.
9608 Loiret Blvd.
Lenexa, KS 66219
(913)599-5665

ANALYTICAL RESULTS

Project: FORT SMITH, AR
Pace Project No.: 60206665

Sample: MW-61R-201511 **Lab ID: 60206665003** Collected: 11/04/15 14:45 Received: 11/05/15 12:20 Matrix: Water

Parameters	Results	Units	Report Limit	MDL	DF	Prepared	Analyzed	CAS No.	Qual
8260 MSV	Analytical Method: EPA 5030B/8260								
Acetone	**58.1**	ug/L	10.0	1.9	1		11/05/15 19:40	67-64-1	
Benzene	ND	ug/L	1.0	0.060	1		11/05/15 19:40	71-43-2	
Bromodichloromethane	ND	ug/L	1.0	0.19	1		11/05/15 19:40	75-27-4	
Bromoform	ND	ug/L	1.0	0.070	1		11/05/15 19:40	75-25-2	
Bromomethane	ND	ug/L	5.0	0.16	1		11/05/15 19:40	74-83-9	
2-Butanone (MEK)	**155**	ug/L	10.0	0.59	1		11/05/15 19:40	78-93-3	
Carbon disulfide	**0.49J**	ug/L	5.0	0.12	1		11/05/15 19:40	75-15-0	
Carbon tetrachloride	ND	ug/L	1.0	0.18	1		11/05/15 19:40	56-23-5	
Chlorobenzene	ND	ug/L	1.0	0.21	1		11/05/15 19:40	108-90-7	
Chloroethane	ND	ug/L	1.0	0.15	1		11/05/15 19:40	75-00-3	
Chloroform	ND	ug/L	1.0	0.14	1		11/05/15 19:40	67-66-3	
Chloromethane	ND	ug/L	1.0	0.080	1		11/05/15 19:40	74-87-3	
Dibromochloromethane	ND	ug/L	1.0	0.21	1		11/05/15 19:40	124-48-1	
1,1-Dichloroethane	ND	ug/L	1.0	0.050	1		11/05/15 19:40	75-34-3	
1,2-Dichloroethane	ND	ug/L	1.0	0.12	1		11/05/15 19:40	107-06-2	
1,1-Dichloroethene	ND	ug/L	1.0	0.20	1		11/05/15 19:40	75-35-4	
cis-1,2-Dichloroethene	**1.1**	ug/L	1.0	0.080	1		11/05/15 19:40	156-59-2	
trans-1,2-Dichloroethene	ND	ug/L	1.0	0.20	1		11/05/15 19:40	156-60-5	
1,2-Dichloropropane	ND	ug/L	1.0	0.16	1		11/05/15 19:40	78-87-5	
cis-1,3-Dichloropropene	ND	ug/L	1.0	0.14	1		11/05/15 19:40	10061-01-5	
trans-1,3-Dichloropropene	ND	ug/L	1.0	0.12	1		11/05/15 19:40	10061-02-6	
Ethylbenzene	ND	ug/L	1.0	0.18	1		11/05/15 19:40	100-41-4	
2-Hexanone	ND	ug/L	10.0	1.2	1		11/05/15 19:40	591-78-6	
Methylene chloride	ND	ug/L	1.0	0.15	1		11/05/15 19:40	75-09-2	
4-Methyl-2-pentanone (MIBK)	ND	ug/L	10.0	0.42	1		11/05/15 19:40	108-10-1	
Styrene	ND	ug/L	1.0	0.12	1		11/05/15 19:40	100-42-5	
1,1,2,2-Tetrachloroethane	ND	ug/L	1.0	0.15	1		11/05/15 19:40	79-34-5	
Tetrachloroethene	ND	ug/L	1.0	0.10	1		11/05/15 19:40	127-18-4	
Toluene	ND	ug/L	1.0	0.17	1		11/05/15 19:40	108-88-3	
1,1,1-Trichloroethane	ND	ug/L	1.0	0.11	1		11/05/15 19:40	71-55-6	
1,1,2-Trichloroethane	ND	ug/L	1.0	0.20	1		11/05/15 19:40	79-00-5	
Trichloroethene	**9.2**	ug/L	1.0	0.17	1		11/05/15 19:40	79-01-6	
Vinyl chloride	ND	ug/L	1.0	0.13	1		11/05/15 19:40	75-01-4	
Xylene (Total)	ND	ug/L	3.0	0.42	1		11/05/15 19:40	1330-20-7	
Surrogates									
4-Bromofluorobenzene (S)	98	%	80-120		1		11/05/15 19:40	460-00-4	
1,2-Dichloroethane-d4 (S)	99	%	80-120		1		11/05/15 19:40	17060-07-0	
Toluene-d8 (S)	98	%	80-120		1		11/05/15 19:40	2037-26-5	
Preservation pH	**1.0**		0.10	0.10	1		11/05/15 19:40		

REPORT OF LABORATORY ANALYSIS

This report shall not be reproduced, except in full,
without the written consent of Pace Analytical Services, Inc..

Pace Analytical Services, Inc.
9608 Loiret Blvd.
Lenexa, KS 66219
(913)599-5665

ANALYTICAL RESULTS

Project: FORT SMITH, AR
Pace Project No.: 60206665

Sample: MW-35R-201511 **Lab ID: 60206665004** Collected: 11/04/15 16:40 Received: 11/05/15 12:20 Matrix: Water

Parameters	Results	Units	Report Limit	MDL	DF	Prepared	Analyzed	CAS No.	Qual
8260 MSV	Analytical Method: EPA 5030B/8260								
Acetone	**51.8**	ug/L	10.0	1.9	1		11/05/15 19:11	67-64-1	
Benzene	ND	ug/L	1.0	0.060	1		11/05/15 19:11	71-43-2	
Bromodichloromethane	ND	ug/L	1.0	0.19	1		11/05/15 19:11	75-27-4	
Bromoform	**0.45J**	ug/L	1.0	0.070	1		11/05/15 19:11	75-25-2	
Bromomethane	**9.1**	ug/L	5.0	0.16	1		11/05/15 19:11	74-83-9	
2-Butanone (MEK)	ND	ug/L	10.0	0.59	1		11/05/15 19:11	78-93-3	
Carbon disulfide	ND	ug/L	5.0	0.12	1		11/05/15 19:11	75-15-0	
Carbon tetrachloride	ND	ug/L	1.0	0.18	1		11/05/15 19:11	56-23-5	
Chlorobenzene	ND	ug/L	1.0	0.21	1		11/05/15 19:11	108-90-7	
Chloroethane	ND	ug/L	1.0	0.15	1		11/05/15 19:11	75-00-3	
Chloroform	ND	ug/L	1.0	0.14	1		11/05/15 19:11	67-66-3	
Chloromethane	**33.3**	ug/L	1.0	0.080	1		11/05/15 19:11	74-87-3	
Dibromochloromethane	ND	ug/L	1.0	0.21	1		11/05/15 19:11	124-48-1	
1,1-Dichloroethane	ND	ug/L	1.0	0.050	1		11/05/15 19:11	75-34-3	
1,2-Dichloroethane	ND	ug/L	1.0	0.12	1		11/05/15 19:11	107-06-2	
1,1-Dichloroethene	ND	ug/L	1.0	0.20	1		11/05/15 19:11	75-35-4	
cis-1,2-Dichloroethene	**0.36J**	ug/L	1.0	0.080	1		11/05/15 19:11	156-59-2	
trans-1,2-Dichloroethene	ND	ug/L	1.0	0.20	1		11/05/15 19:11	156-60-5	
1,2-Dichloropropane	ND	ug/L	1.0	0.16	1		11/05/15 19:11	78-87-5	
cis-1,3-Dichloropropene	ND	ug/L	1.0	0.14	1		11/05/15 19:11	10061-01-5	
trans-1,3-Dichloropropene	ND	ug/L	1.0	0.12	1		11/05/15 19:11	10061-02-6	
Ethylbenzene	ND	ug/L	1.0	0.18	1		11/05/15 19:11	100-41-4	
2-Hexanone	ND	ug/L	10.0	1.2	1		11/05/15 19:11	591-78-6	
Methylene chloride	ND	ug/L	1.0	0.15	1		11/05/15 19:11	75-09-2	
4-Methyl-2-pentanone (MIBK)	ND	ug/L	10.0	0.42	1		11/05/15 19:11	108-10-1	
Styrene	ND	ug/L	1.0	0.12	1		11/05/15 19:11	100-42-5	
1,1,2,2-Tetrachloroethane	ND	ug/L	1.0	0.15	1		11/05/15 19:11	79-34-5	
Tetrachloroethene	ND	ug/L	1.0	0.10	1		11/05/15 19:11	127-18-4	
Toluene	ND	ug/L	1.0	0.17	1		11/05/15 19:11	108-88-3	
1,1,1-Trichloroethane	ND	ug/L	1.0	0.11	1		11/05/15 19:11	71-55-6	
1,1,2-Trichloroethane	ND	ug/L	1.0	0.20	1		11/05/15 19:11	79-00-5	
Trichloroethene	**23.6**	ug/L	1.0	0.17	1		11/05/15 19:11	79-01-6	
Vinyl chloride	ND	ug/L	1.0	0.13	1		11/05/15 19:11	75-01-4	
Xylene (Total)	ND	ug/L	3.0	0.42	1		11/05/15 19:11	1330-20-7	
Surrogates									
4-Bromofluorobenzene (S)	100	%	80-120		1		11/05/15 19:11	460-00-4	
1,2-Dichloroethane-d4 (S)	103	%	80-120		1		11/05/15 19:11	17060-07-0	
Toluene-d8 (S)	100	%	80-120		1		11/05/15 19:11	2037-26-5	
Preservation pH	**3.0**		0.10	0.10	1		11/05/15 19:11		

REPORT OF LABORATORY ANALYSIS

This report shall not be reproduced, except in full,
without the written consent of Pace Analytical Services, Inc..

Pace Analytical Services, Inc.
9608 Loiret Blvd.
Lenexa, KS 66219
(913)599-5665

ANALYTICAL RESULTS

Project: FORT SMITH, AR
Pace Project No.: 60206665

Sample: MW-65-201511 **Lab ID: 60206665005** Collected: 11/04/15 16:40 Received: 11/05/15 12:20 Matrix: Water

Parameters	Results	Units	Report Limit	MDL	DF	Prepared	Analyzed	CAS No.	Qual
8260 MSV	Analytical Method: EPA 5030B/8260								
Acetone	**50.3**	ug/L	10.0	1.9	1		11/05/15 19:25	67-64-1	
Benzene	ND	ug/L	1.0	0.060	1		11/05/15 19:25	71-43-2	
Bromodichloromethane	ND	ug/L	1.0	0.19	1		11/05/15 19:25	75-27-4	
Bromoform	ND	ug/L	1.0	0.070	1		11/05/15 19:25	75-25-2	
Bromomethane	**1.7J**	ug/L	5.0	0.16	1		11/05/15 19:25	74-83-9	
2-Butanone (MEK)	**3.5J**	ug/L	10.0	0.59	1		11/05/15 19:25	78-93-3	
Carbon disulfide	ND	ug/L	5.0	0.12	1		11/05/15 19:25	75-15-0	
Carbon tetrachloride	ND	ug/L	1.0	0.18	1		11/05/15 19:25	56-23-5	
Chlorobenzene	ND	ug/L	1.0	0.21	1		11/05/15 19:25	108-90-7	
Chloroethane	ND	ug/L	1.0	0.15	1		11/05/15 19:25	75-00-3	
Chloroform	ND	ug/L	1.0	0.14	1		11/05/15 19:25	67-66-3	
Chloromethane	**4.7**	ug/L	1.0	0.080	1		11/05/15 19:25	74-87-3	
Dibromochloromethane	ND	ug/L	1.0	0.21	1		11/05/15 19:25	124-48-1	
1,1-Dichloroethane	ND	ug/L	1.0	0.050	1		11/05/15 19:25	75-34-3	
1,2-Dichloroethane	ND	ug/L	1.0	0.12	1		11/05/15 19:25	107-06-2	
1,1-Dichloroethene	ND	ug/L	1.0	0.20	1		11/05/15 19:25	75-35-4	
cis-1,2-Dichloroethene	ND	ug/L	1.0	0.080	1		11/05/15 19:25	156-59-2	
trans-1,2-Dichloroethene	ND	ug/L	1.0	0.20	1		11/05/15 19:25	156-60-5	
1,2-Dichloropropane	ND	ug/L	1.0	0.16	1		11/05/15 19:25	78-87-5	
cis-1,3-Dichloropropene	ND	ug/L	1.0	0.14	1		11/05/15 19:25	10061-01-5	
trans-1,3-Dichloropropene	ND	ug/L	1.0	0.12	1		11/05/15 19:25	10061-02-6	
Ethylbenzene	ND	ug/L	1.0	0.18	1		11/05/15 19:25	100-41-4	
2-Hexanone	ND	ug/L	10.0	1.2	1		11/05/15 19:25	591-78-6	
Methylene chloride	ND	ug/L	1.0	0.15	1		11/05/15 19:25	75-09-2	
4-Methyl-2-pentanone (MIBK)	ND	ug/L	10.0	0.42	1		11/05/15 19:25	108-10-1	
Styrene	ND	ug/L	1.0	0.12	1		11/05/15 19:25	100-42-5	
1,1,2,2-Tetrachloroethane	ND	ug/L	1.0	0.15	1		11/05/15 19:25	79-34-5	
Tetrachloroethene	ND	ug/L	1.0	0.10	1		11/05/15 19:25	127-18-4	
Toluene	ND	ug/L	1.0	0.17	1		11/05/15 19:25	108-88-3	
1,1,1-Trichloroethane	ND	ug/L	1.0	0.11	1		11/05/15 19:25	71-55-6	
1,1,2-Trichloroethane	ND	ug/L	1.0	0.20	1		11/05/15 19:25	79-00-5	
Trichloroethene	**7.7**	ug/L	1.0	0.17	1		11/05/15 19:25	79-01-6	
Vinyl chloride	ND	ug/L	1.0	0.13	1		11/05/15 19:25	75-01-4	
Xylene (Total)	ND	ug/L	3.0	0.42	1		11/05/15 19:25	1330-20-7	
Surrogates									
4-Bromofluorobenzene (S)	98	%	80-120		1		11/05/15 19:25	460-00-4	
1,2-Dichloroethane-d4 (S)	101	%	80-120		1		11/05/15 19:25	17060-07-0	
Toluene-d8 (S)	99	%	80-120		1		11/05/15 19:25	2037-26-5	
Preservation pH	**10.0**		0.10	0.10	1		11/05/15 19:25		

REPORT OF LABORATORY ANALYSIS

This report shall not be reproduced, except in full,
without the written consent of Pace Analytical Services, Inc..

Pace Analytical Services, Inc.
9608 Loiret Blvd.
Lenexa, KS 66219
(913)599-5665

ANALYTICAL RESULTS

Project: FORT SMITH, AR
Pace Project No.: 60206665

Sample: TB-01-201511 **Lab ID: 60206665006** Collected: 11/04/15 08:00 Received: 11/05/15 12:20 Matrix: Water

Parameters	Results	Units	Report Limit	MDL	DF	Prepared	Analyzed	CAS No.	Qual
8260 MSV	Analytical Method: EPA 5030B/8260								
Acetone	**2.5J**	ug/L	10.0	1.9	1		11/06/15 09:22	67-64-1	
Benzene	ND	ug/L	1.0	0.060	1		11/06/15 09:22	71-43-2	
Bromodichloromethane	ND	ug/L	1.0	0.19	1		11/06/15 09:22	75-27-4	
Bromoform	ND	ug/L	1.0	0.070	1		11/06/15 09:22	75-25-2	
Bromomethane	**1.8J**	ug/L	5.0	0.16	1		11/06/15 09:22	74-83-9	B
2-Butanone (MEK)	ND	ug/L	10.0	0.59	1		11/06/15 09:22	78-93-3	
Carbon disulfide	ND	ug/L	5.0	0.12	1		11/06/15 09:22	75-15-0	
Carbon tetrachloride	ND	ug/L	1.0	0.18	1		11/06/15 09:22	56-23-5	
Chlorobenzene	ND	ug/L	1.0	0.21	1		11/06/15 09:22	108-90-7	
Chloroethane	ND	ug/L	1.0	0.15	1		11/06/15 09:22	75-00-3	
Chloroform	ND	ug/L	1.0	0.14	1		11/06/15 09:22	67-66-3	
Chloromethane	ND	ug/L	1.0	0.080	1		11/06/15 09:22	74-87-3	
Dibromochloromethane	ND	ug/L	1.0	0.21	1		11/06/15 09:22	124-48-1	
1,1-Dichloroethane	ND	ug/L	1.0	0.050	1		11/06/15 09:22	75-34-3	
1,2-Dichloroethane	ND	ug/L	1.0	0.12	1		11/06/15 09:22	107-06-2	
1,1-Dichloroethene	ND	ug/L	1.0	0.20	1		11/06/15 09:22	75-35-4	
cis-1,2-Dichloroethene	ND	ug/L	1.0	0.080	1		11/06/15 09:22	156-59-2	
trans-1,2-Dichloroethene	ND	ug/L	1.0	0.20	1		11/06/15 09:22	156-60-5	
1,2-Dichloropropane	ND	ug/L	1.0	0.16	1		11/06/15 09:22	78-87-5	
cis-1,3-Dichloropropene	ND	ug/L	1.0	0.14	1		11/06/15 09:22	10061-01-5	
trans-1,3-Dichloropropene	ND	ug/L	1.0	0.12	1		11/06/15 09:22	10061-02-6	
Ethylbenzene	ND	ug/L	1.0	0.18	1		11/06/15 09:22	100-41-4	
2-Hexanone	ND	ug/L	10.0	1.2	1		11/06/15 09:22	591-78-6	
Methylene chloride	ND	ug/L	1.0	0.15	1		11/06/15 09:22	75-09-2	
4-Methyl-2-pentanone (MIBK)	ND	ug/L	10.0	0.42	1		11/06/15 09:22	108-10-1	
Styrene	ND	ug/L	1.0	0.12	1		11/06/15 09:22	100-42-5	
1,1,2,2-Tetrachloroethane	ND	ug/L	1.0	0.15	1		11/06/15 09:22	79-34-5	
Tetrachloroethene	ND	ug/L	1.0	0.10	1		11/06/15 09:22	127-18-4	
Toluene	ND	ug/L	1.0	0.17	1		11/06/15 09:22	108-88-3	
1,1,1-Trichloroethane	ND	ug/L	1.0	0.11	1		11/06/15 09:22	71-55-6	
1,1,2-Trichloroethane	ND	ug/L	1.0	0.20	1		11/06/15 09:22	79-00-5	
Trichloroethene	ND	ug/L	1.0	0.17	1		11/06/15 09:22	79-01-6	
Vinyl chloride	ND	ug/L	1.0	0.13	1		11/06/15 09:22	75-01-4	
Xylene (Total)	ND	ug/L	3.0	0.42	1		11/06/15 09:22	1330-20-7	
Surrogates									
4-Bromofluorobenzene (S)	100	%	80-120		1		11/06/15 09:22	460-00-4	
1,2-Dichloroethane-d4 (S)	100	%	80-120		1		11/06/15 09:22	17060-07-0	
Toluene-d8 (S)	99	%	80-120		1		11/06/15 09:22	2037-26-5	
Preservation pH	**1.0**		0.10	0.10	1		11/06/15 09:22		

REPORT OF LABORATORY ANALYSIS

This report shall not be reproduced, except in full,
without the written consent of Pace Analytical Services, Inc..

Pace Analytical Services, Inc.
9608 Loiret Blvd.
Lenexa, KS 66219
(913)599-5665

QUALITY CONTROL DATA

Project: FORT SMITH, AR
Pace Project No.: 60206665

QC Batch: MSV/72692 Analysis Method: EPA 5030B/8260
QC Batch Method: EPA 5030B/8260 Analysis Description: 8260 MSV Water 10 mL Purge
Associated Lab Samples: 60206665001, 60206665002, 60206665003

METHOD BLANK: 1663547 Matrix: Water
Associated Lab Samples: 60206665001, 60206665002, 60206665003

Parameter	Units	Blank Result	Reporting Limit	MDL	Analyzed	Qualifiers
1,1,1-Trichloroethane	ug/L	ND	1.0	0.11	11/05/15 18:56	
1,1,2,2-Tetrachloroethane	ug/L	ND	1.0	0.15	11/05/15 18:56	
1,1,2-Trichloroethane	ug/L	ND	1.0	0.20	11/05/15 18:56	
1,1-Dichloroethane	ug/L	ND	1.0	0.050	11/05/15 18:56	
1,1-Dichloroethene	ug/L	ND	1.0	0.20	11/05/15 18:56	
1,2-Dichloroethane	ug/L	ND	1.0	0.12	11/05/15 18:56	
1,2-Dichloropropane	ug/L	ND	1.0	0.16	11/05/15 18:56	
2-Butanone (MEK)	ug/L	ND	10.0	0.59	11/05/15 18:56	
2-Hexanone	ug/L	ND	10.0	1.2	11/05/15 18:56	
4-Methyl-2-pentanone (MIBK)	ug/L	ND	10.0	0.42	11/05/15 18:56	
Acetone	ug/L	ND	10.0	1.9	11/05/15 18:56	
Benzene	ug/L	ND	1.0	0.060	11/05/15 18:56	
Bromodichloromethane	ug/L	ND	1.0	0.19	11/05/15 18:56	
Bromoform	ug/L	ND	1.0	0.070	11/05/15 18:56	
Bromomethane	ug/L	ND	5.0	0.16	11/05/15 18:56	
Carbon disulfide	ug/L	ND	5.0	0.12	11/05/15 18:56	
Carbon tetrachloride	ug/L	ND	1.0	0.18	11/05/15 18:56	
Chlorobenzene	ug/L	ND	1.0	0.21	11/05/15 18:56	
Chloroethane	ug/L	ND	1.0	0.15	11/05/15 18:56	
Chloroform	ug/L	ND	1.0	0.14	11/05/15 18:56	
Chloromethane	ug/L	ND	1.0	0.080	11/05/15 18:56	
cis-1,2-Dichloroethene	ug/L	ND	1.0	0.080	11/05/15 18:56	
cis-1,3-Dichloropropene	ug/L	ND	1.0	0.14	11/05/15 18:56	
Dibromochloromethane	ug/L	ND	1.0	0.21	11/05/15 18:56	
Ethylbenzene	ug/L	ND	1.0	0.18	11/05/15 18:56	
Methylene chloride	ug/L	ND	1.0	0.15	11/05/15 18:56	
Styrene	ug/L	ND	1.0	0.12	11/05/15 18:56	
Tetrachloroethene	ug/L	ND	1.0	0.10	11/05/15 18:56	
Toluene	ug/L	ND	1.0	0.17	11/05/15 18:56	
trans-1,2-Dichloroethene	ug/L	ND	1.0	0.20	11/05/15 18:56	
trans-1,3-Dichloropropene	ug/L	ND	1.0	0.12	11/05/15 18:56	
Trichloroethene	ug/L	ND	1.0	0.17	11/05/15 18:56	
Vinyl chloride	ug/L	ND	1.0	0.13	11/05/15 18:56	
Xylene (Total)	ug/L	ND	3.0	0.42	11/05/15 18:56	
1,2-Dichloroethane-d4 (S)	%	100	80-120		11/05/15 18:56	
4-Bromofluorobenzene (S)	%	102	80-120		11/05/15 18:56	
Toluene-d8 (S)	%	99	80-120		11/05/15 18:56	

Results presented on this page are in the units indicated by the "Units" column except where an alternate unit is presented to the right of the result.

REPORT OF LABORATORY ANALYSIS

This report shall not be reproduced, except in full,
without the written consent of Pace Analytical Services, Inc..

Pace Analytical Services, Inc.
9608 Loiret Blvd.
Lenexa, KS 66219
(913)599-5665

QUALITY CONTROL DATA

Project: FORT SMITH, AR
Pace Project No.: 60206665

LABORATORY CONTROL SAMPLE: 1663548

Parameter	Units	Spike Conc.	LCS Result	LCS % Rec	% Rec Limits	Qualifiers
1,1,1-Trichloroethane	ug/L	20	19.6	98	80-120	
1,1,2,2-Tetrachloroethane	ug/L	20	18.7	94	73-121	
1,1,2-Trichloroethane	ug/L	20	18.6	93	80-120	
1,1-Dichloroethane	ug/L	20	19.7	98	80-120	
1,1-Dichloroethene	ug/L	20	19.7	98	80-120	
1,2-Dichloroethane	ug/L	20	20.3	101	81-120	
1,2-Dichloropropane	ug/L	20	19.5	97	80-120	
2-Butanone (MEK)	ug/L	100	105	105	67-122	
2-Hexanone	ug/L	100	104	104	75-121	
4-Methyl-2-pentanone (MIBK)	ug/L	100	108	108	76-120	
Acetone	ug/L	100	107	107	72-120	
Benzene	ug/L	20	20.8	104	80-120	
Bromodichloromethane	ug/L	20	19.0	95	80-120	
Bromoform	ug/L	20	20.0	100	73-138	
Bromomethane	ug/L	20	15.2	76	38-137	
Carbon disulfide	ug/L	20	21.9	109	71-129	
Carbon tetrachloride	ug/L	20	19.4	97	67-146	
Chlorobenzene	ug/L	20	19.6	98	80-120	
Chloroethane	ug/L	20	19.1	95	76-120	
Chloroform	ug/L	20	19.7	99	80-120	
Chloromethane	ug/L	20	18.7	94	34-165	
cis-1,2-Dichloroethene	ug/L	20	19.5	98	80-120	
cis-1,3-Dichloropropene	ug/L	20	21.5	108	80-120	
Dibromochloromethane	ug/L	20	20.3	102	80-126	
Ethylbenzene	ug/L	20	19.6	98	80-120	
Methylene chloride	ug/L	20	20.5	103	80-120	
Styrene	ug/L	20	21.0	105	80-123	
Tetrachloroethene	ug/L	20	19.8	99	80-123	
Toluene	ug/L	20	19.7	98	80-120	
trans-1,2-Dichloroethene	ug/L	20	19.0	95	80-120	
trans-1,3-Dichloropropene	ug/L	20	20.0	100	80-129	
Trichloroethene	ug/L	20	19.0	95	80-120	
Vinyl chloride	ug/L	20	20.3	101	62-125	
Xylene (Total)	ug/L	60	61.7	103	80-120	
1,2-Dichloroethane-d4 (S)	%			101	80-120	
4-Bromofluorobenzene (S)	%			101	80-120	
Toluene-d8 (S)	%			99	80-120	

Results presented on this page are in the units indicated by the "Units" column except where an alternate unit is presented to the right of the result.

REPORT OF LABORATORY ANALYSIS

This report shall not be reproduced, except in full,
without the written consent of Pace Analytical Services, Inc..

Pace Analytical Services, Inc.
9608 Loiret Blvd.
Lenexa, KS 66219
(913)599-5665

QUALITY CONTROL DATA

Project: FORT SMITH, AR
Pace Project No.: 60206665

QC Batch: MSV/72701
QC Batch Method: EPA 5030B/8260
Analysis Method: EPA 5030B/8260
Analysis Description: 8260 MSV Water 10 mL Purge
Associated Lab Samples: 60206665006

METHOD BLANK: 1664090
Matrix: Water
Associated Lab Samples: 60206665006

Parameter	Units	Blank Result	Reporting Limit	MDL	Analyzed	Qualifiers
1,1,1-Trichloroethane	ug/L	ND	1.0	0.11	11/06/15 09:07	
1,1,2,2-Tetrachloroethane	ug/L	ND	1.0	0.15	11/06/15 09:07	
1,1,2-Trichloroethane	ug/L	ND	1.0	0.20	11/06/15 09:07	
1,1-Dichloroethane	ug/L	ND	1.0	0.050	11/06/15 09:07	
1,1-Dichloroethene	ug/L	ND	1.0	0.20	11/06/15 09:07	
1,2-Dichloroethane	ug/L	ND	1.0	0.12	11/06/15 09:07	
1,2-Dichloropropane	ug/L	ND	1.0	0.16	11/06/15 09:07	
2-Butanone (MEK)	ug/L	ND	10.0	0.59	11/06/15 09:07	
2-Hexanone	ug/L	ND	10.0	1.2	11/06/15 09:07	
4-Methyl-2-pentanone (MIBK)	ug/L	ND	10.0	0.42	11/06/15 09:07	
Acetone	ug/L	ND	10.0	1.9	11/06/15 09:07	
Benzene	ug/L	ND	1.0	0.060	11/06/15 09:07	
Bromodichloromethane	ug/L	ND	1.0	0.19	11/06/15 09:07	
Bromoform	ug/L	ND	1.0	0.070	11/06/15 09:07	
Bromomethane	ug/L	2.0J	5.0	0.16	11/06/15 09:07	
Carbon disulfide	ug/L	ND	5.0	0.12	11/06/15 09:07	
Carbon tetrachloride	ug/L	ND	1.0	0.18	11/06/15 09:07	
Chlorobenzene	ug/L	ND	1.0	0.21	11/06/15 09:07	
Chloroethane	ug/L	ND	1.0	0.15	11/06/15 09:07	
Chloroform	ug/L	ND	1.0	0.14	11/06/15 09:07	
Chloromethane	ug/L	ND	1.0	0.080	11/06/15 09:07	
cis-1,2-Dichloroethene	ug/L	ND	1.0	0.080	11/06/15 09:07	
cis-1,3-Dichloropropene	ug/L	ND	1.0	0.14	11/06/15 09:07	
Dibromochloromethane	ug/L	ND	1.0	0.21	11/06/15 09:07	
Ethylbenzene	ug/L	ND	1.0	0.18	11/06/15 09:07	
Methylene chloride	ug/L	ND	1.0	0.15	11/06/15 09:07	
Styrene	ug/L	ND	1.0	0.12	11/06/15 09:07	
Tetrachloroethene	ug/L	ND	1.0	0.10	11/06/15 09:07	
Toluene	ug/L	ND	1.0	0.17	11/06/15 09:07	
trans-1,2-Dichloroethene	ug/L	ND	1.0	0.20	11/06/15 09:07	
trans-1,3-Dichloropropene	ug/L	ND	1.0	0.12	11/06/15 09:07	
Trichloroethene	ug/L	ND	1.0	0.17	11/06/15 09:07	
Vinyl chloride	ug/L	ND	1.0	0.13	11/06/15 09:07	
Xylene (Total)	ug/L	ND	3.0	0.42	11/06/15 09:07	
1,2-Dichloroethane-d4 (S)	%	101	80-120		11/06/15 09:07	
4-Bromofluorobenzene (S)	%	99	80-120		11/06/15 09:07	
Toluene-d8 (S)	%	99	80-120		11/06/15 09:07	

Results presented on this page are in the units indicated by the "Units" column except where an alternate unit is presented to the right of the result.

REPORT OF LABORATORY ANALYSIS

This report shall not be reproduced, except in full,
without the written consent of Pace Analytical Services, Inc..

Pace Analytical Services, Inc.
9608 Loiret Blvd.
Lenexa, KS 66219
(913)599-5665

QUALITY CONTROL DATA

Project: FORT SMITH, AR
Pace Project No.: 60206665

LABORATORY CONTROL SAMPLE: 1664091

Parameter	Units	Spike Conc.	LCS Result	LCS % Rec	% Rec Limits	Qualifiers
1,1,1-Trichloroethane	ug/L	20	19.8	99	80-120	
1,1,2,2-Tetrachloroethane	ug/L	20	20.1	100	73-121	
1,1,2-Trichloroethane	ug/L	20	18.2	91	80-120	
1,1-Dichloroethane	ug/L	20	20.0	100	80-120	
1,1-Dichloroethene	ug/L	20	21.0	105	80-120	
1,2-Dichloroethane	ug/L	20	19.2	96	81-120	
1,2-Dichloropropane	ug/L	20	19.6	98	80-120	
2-Butanone (MEK)	ug/L	100	104	104	67-122	
2-Hexanone	ug/L	100	107	107	75-121	
4-Methyl-2-pentanone (MIBK)	ug/L	100	108	108	76-120	
Acetone	ug/L	100	113	113	72-120	
Benzene	ug/L	20	21.0	105	80-120	
Bromodichloromethane	ug/L	20	19.8	99	80-120	
Bromoform	ug/L	20	20.9	105	73-138	
Bromomethane	ug/L	20	12.2	61	38-137	
Carbon disulfide	ug/L	20	22.7	113	71-129	
Carbon tetrachloride	ug/L	20	20.0	100	67-146	
Chlorobenzene	ug/L	20	19.9	100	80-120	
Chloroethane	ug/L	20	21.7	109	76-120	
Chloroform	ug/L	20	18.8	94	80-120	
Chloromethane	ug/L	20	28.4	142	34-165	
cis-1,2-Dichloroethene	ug/L	20	19.2	96	80-120	
cis-1,3-Dichloropropene	ug/L	20	21.6	108	80-120	
Dibromochloromethane	ug/L	20	20.0	100	80-126	
Ethylbenzene	ug/L	20	20.2	101	80-120	
Methylene chloride	ug/L	20	22.0	110	80-120	
Styrene	ug/L	20	21.7	109	80-123	
Tetrachloroethene	ug/L	20	19.6	98	80-123	
Toluene	ug/L	20	20.0	100	80-120	
trans-1,2-Dichloroethene	ug/L	20	19.3	97	80-120	
trans-1,3-Dichloropropene	ug/L	20	19.5	97	80-129	
Trichloroethene	ug/L	20	18.8	94	80-120	
Vinyl chloride	ug/L	20	20.7	103	62-125	
Xylene (Total)	ug/L	60	64.1	107	80-120	
1,2-Dichloroethane-d4 (S)	%			95	80-120	
4-Bromofluorobenzene (S)	%			97	80-120	
Toluene-d8 (S)	%			96	80-120	

Results presented on this page are in the units indicated by the "Units" column except where an alternate unit is presented to the right of the result.

REPORT OF LABORATORY ANALYSIS

This report shall not be reproduced, except in full,
without the written consent of Pace Analytical Services, Inc..

Pace Analytical Services, Inc.
9608 Loiret Blvd.
Lenexa, KS 66219
(913)599-5665

QUALITY CONTROL DATA

Project: FORT SMITH, AR
Pace Project No.: 60206665

QC Batch: MSV/72693
QC Batch Method: EPA 5030B/8260
Analysis Method: EPA 5030B/8260
Analysis Description: 8260 MSV Water 7 day
Associated Lab Samples: 60206665004, 60206665005

METHOD BLANK: 1663549
Matrix: Water
Associated Lab Samples: 60206665004, 60206665005

Parameter	Units	Blank Result	Reporting Limit	MDL	Analyzed	Qualifiers
1,1,1-Trichloroethane	ug/L	ND	1.0	0.11	11/05/15 18:56	
1,1,2,2-Tetrachloroethane	ug/L	ND	1.0	0.15	11/05/15 18:56	
1,1,2-Trichloroethane	ug/L	ND	1.0	0.20	11/05/15 18:56	
1,1-Dichloroethane	ug/L	ND	1.0	0.050	11/05/15 18:56	
1,1-Dichloroethene	ug/L	ND	1.0	0.20	11/05/15 18:56	
1,2-Dichloroethane	ug/L	ND	1.0	0.12	11/05/15 18:56	
1,2-Dichloropropane	ug/L	ND	1.0	0.16	11/05/15 18:56	
2-Butanone (MEK)	ug/L	ND	10.0	0.59	11/05/15 18:56	
2-Hexanone	ug/L	ND	10.0	1.2	11/05/15 18:56	
4-Methyl-2-pentanone (MIBK)	ug/L	ND	10.0	0.42	11/05/15 18:56	
Acetone	ug/L	ND	10.0	1.9	11/05/15 18:56	
Benzene	ug/L	ND	1.0	0.060	11/05/15 18:56	
Bromodichloromethane	ug/L	ND	1.0	0.19	11/05/15 18:56	
Bromoform	ug/L	ND	1.0	0.070	11/05/15 18:56	
Bromomethane	ug/L	ND	5.0	0.16	11/05/15 18:56	
Carbon disulfide	ug/L	ND	5.0	0.12	11/05/15 18:56	
Carbon tetrachloride	ug/L	ND	1.0	0.18	11/05/15 18:56	
Chlorobenzene	ug/L	ND	1.0	0.21	11/05/15 18:56	
Chloroethane	ug/L	ND	1.0	0.15	11/05/15 18:56	
Chloroform	ug/L	ND	1.0	0.14	11/05/15 18:56	
Chloromethane	ug/L	ND	1.0	0.080	11/05/15 18:56	
cis-1,2-Dichloroethene	ug/L	ND	1.0	0.080	11/05/15 18:56	
cis-1,3-Dichloropropene	ug/L	ND	1.0	0.14	11/05/15 18:56	
Dibromochloromethane	ug/L	ND	1.0	0.21	11/05/15 18:56	
Ethylbenzene	ug/L	ND	1.0	0.18	11/05/15 18:56	
Methylene chloride	ug/L	ND	1.0	0.15	11/05/15 18:56	
Styrene	ug/L	ND	1.0	0.12	11/05/15 18:56	
Tetrachloroethene	ug/L	ND	1.0	0.10	11/05/15 18:56	
Toluene	ug/L	ND	1.0	0.17	11/05/15 18:56	
trans-1,2-Dichloroethene	ug/L	ND	1.0	0.20	11/05/15 18:56	
trans-1,3-Dichloropropene	ug/L	ND	1.0	0.12	11/05/15 18:56	
Trichloroethene	ug/L	ND	1.0	0.17	11/05/15 18:56	
Vinyl chloride	ug/L	ND	1.0	0.13	11/05/15 18:56	
Xylene (Total)	ug/L	ND	3.0	0.42	11/05/15 18:56	
1,2-Dichloroethane-d4 (S)	%	100	80-120		11/05/15 18:56	
4-Bromofluorobenzene (S)	%	102	80-120		11/05/15 18:56	
Toluene-d8 (S)	%	99	80-120		11/05/15 18:56	

Results presented on this page are in the units indicated by the "Units" column except where an alternate unit is presented to the right of the result.

REPORT OF LABORATORY ANALYSIS

This report shall not be reproduced, except in full,
without the written consent of Pace Analytical Services, Inc..

Pace Analytical Services, Inc.
9608 Loiret Blvd.
Lenexa, KS 66219
(913)599-5665

QUALITY CONTROL DATA

Project: FORT SMITH, AR
Pace Project No.: 60206665

LABORATORY CONTROL SAMPLE: 1663550

Parameter	Units	Spike Conc.	LCS Result	LCS % Rec	% Rec Limits	Qualifiers
1,1,1-Trichloroethane	ug/L	20	19.6	98	80-120	
1,1,2,2-Tetrachloroethane	ug/L	20	18.7	94	73-121	
1,1,2-Trichloroethane	ug/L	20	18.6	93	80-120	
1,1-Dichloroethane	ug/L	20	19.7	98	80-120	
1,1-Dichloroethene	ug/L	20	19.7	98	80-120	
1,2-Dichloroethane	ug/L	20	20.3	101	81-120	
1,2-Dichloropropane	ug/L	20	19.5	97	80-120	
2-Butanone (MEK)	ug/L	100	105	105	67-122	
2-Hexanone	ug/L	100	104	104	75-121	
4-Methyl-2-pentanone (MIBK)	ug/L	100	108	108	76-120	
Acetone	ug/L	100	107	107	72-120	
Benzene	ug/L	20	20.8	104	80-120	
Bromodichloromethane	ug/L	20	19.0	95	80-120	
Bromoform	ug/L	20	20.0	100	73-138	
Bromomethane	ug/L	20	15.2	76	38-137	
Carbon disulfide	ug/L	20	21.9	109	71-129	
Carbon tetrachloride	ug/L	20	19.4	97	67-146	
Chlorobenzene	ug/L	20	19.6	98	80-120	
Chloroethane	ug/L	20	19.1	95	76-120	
Chloroform	ug/L	20	19.7	99	80-120	
Chloromethane	ug/L	20	18.7	94	34-165	
cis-1,2-Dichloroethene	ug/L	20	19.5	98	80-120	
cis-1,3-Dichloropropene	ug/L	20	21.5	108	80-120	
Dibromochloromethane	ug/L	20	20.3	102	80-126	
Ethylbenzene	ug/L	20	19.6	98	80-120	
Methylene chloride	ug/L	20	20.5	103	80-120	
Styrene	ug/L	20	21.0	105	80-123	
Tetrachloroethene	ug/L	20	19.8	99	80-123	
Toluene	ug/L	20	19.7	98	80-120	
trans-1,2-Dichloroethene	ug/L	20	19.0	95	80-120	
trans-1,3-Dichloropropene	ug/L	20	20.0	100	80-129	
Trichloroethene	ug/L	20	19.0	95	80-120	
Vinyl chloride	ug/L	20	20.3	101	62-125	
Xylene (Total)	ug/L	60	61.7	103	80-120	
1,2-Dichloroethane-d4 (S)	%			101	80-120	
4-Bromofluorobenzene (S)	%			101	80-120	
Toluene-d8 (S)	%			99	80-120	

Results presented on this page are in the units indicated by the "Units" column except where an alternate unit is presented to the right of the result.

REPORT OF LABORATORY ANALYSIS

This report shall not be reproduced, except in full,
without the written consent of Pace Analytical Services, Inc..

Pace Analytical Services, Inc.
9608 Loiret Blvd.
Lenexa, KS 66219
(913)599-5665

QUALIFIERS

Project: FORT SMITH, AR
Pace Project No.: 60206665

DEFINITIONS

DF - Dilution Factor, if reported, represents the factor applied to the reported data due to dilution of the sample aliquot.

ND - Not Detected at or above adjusted reporting limit.

J - Estimated concentration above the adjusted method detection limit and below the adjusted reporting limit.

MDL - Adjusted Method Detection Limit.

PQL - Practical Quantitation Limit.

RL - Reporting Limit.

S - Surrogate

1,2-Diphenylhydrazine decomposes to and cannot be separated from Azobenzene using Method 8270. The result for each analyte is a combined concentration.

Consistent with EPA guidelines, unrounded data are displayed and have been used to calculate % recovery and RPD values.

LCS(D) - Laboratory Control Sample (Duplicate)

MS(D) - Matrix Spike (Duplicate)

DUP - Sample Duplicate

RPD - Relative Percent Difference

NC - Not Calculable.

SG - Silica Gel - Clean-Up

U - Indicates the compound was analyzed for, but not detected.

N-Nitrosodiphenylamine decomposes and cannot be separated from Diphenylamine using Method 8270. The result reported for each analyte is a combined concentration.

Pace Analytical is TNI accredited. Contact your Pace PM for the current list of accredited analytes.

TNI - The NELAC Institute.

LABORATORIES

PASI-K Pace Analytical Services - Kansas City

BATCH QUALIFIERS

Batch: MSV/72692

[M5] A matrix spike/matrix spike duplicate was not performed for this batch due to insufficient sample volume.

Batch: MSV/72693

[M5] A matrix spike/matrix spike duplicate was not performed for this batch due to insufficient sample volume.

Batch: MSV/72701

[M5] A matrix spike/matrix spike duplicate was not performed for this batch due to insufficient sample volume.

ANALYTE QUALIFIERS

B Analyte was detected in the associated method blank.

This report shall not be reproduced, except in full,
without the written consent of Pace Analytical Services, Inc..

Pace Analytical Services, Inc.
9608 Loiret Blvd.
Lenexa, KS 66219
(913)599-5665

QUALITY CONTROL DATA CROSS REFERENCE TABLE

Project: FORT SMITH, AR
Pace Project No.: 60206665

Lab ID	Sample ID	QC Batch Method	QC Batch	Analytical Method	Analytical Batch
60206665001	**TMW-10-201511**	EPA 5030B/8260	MSV/72692		
60206665002	**TMW-11-201511**	EPA 5030B/8260	MSV/72692		
60206665003	**MW-61R-201511**	EPA 5030B/8260	MSV/72692		
60206665006	**TB-01-201511**	EPA 5030B/8260	MSV/72701		
60206665004	**MW-35R-201511**	EPA 5030B/8260	MSV/72693		
60206665005	**MW-65-201511**	EPA 5030B/8260	MSV/72693		

This report shall not be reproduced, except in full,
without the written consent of Pace Analytical Services, Inc..

Pace Analytical®
www.pacelabs.com

Sample Condition Upon Receipt

WO# : 60206665

60206665

CBK

Client Name: Environ

Optional
Proj Due Date:
Proj Name:

Courier: FedEx ☐ UPS ☐ VIA ☑ Clay ☐ PEX ☐ ECI ☐ Pace ☐ Other ☐ Client ☐

Tracking #: _____ Pace Shipping Label Used? Yes ☑ No ☐

Custody Seal on Cooler/Box Present: Yes ☑ No ☐ Seals intact: Yes ☑ No ☐

Packing Material: Bubble Wrap ☐ Bubble Bags ☐ Foam ☑ None ☐ Other ☐

Thermometer Used: CF +0.6 T-239 / CF +0.6 T-262 **Type of Ice:** (Wet) Blue None ☐ Samples received on ice, cooling process has begun.
(circle one)

Cooler Temperature: 1.1

Date and initials of person examining contents: BB 11/5/15

Temperature should be above freezing to 6°C

Chain of Custody present:	☑Yes ☐No ☐N/A	1.
Chain of Custody filled out:	☑Yes ☐No ☐N/A	2.
Chain of Custody relinquished:	☑Yes ☐No ☐N/A	3.
Sampler name & signature on COC:	☑Yes ☐No ☐N/A	4.
Samples arrived within holding time:	☑Yes ☐No ☐N/A	5.
Short Hold Time analyses (<72hr):	☐Yes ☑No ☐N/A	6.
Rush Turn Around Time requested:	☑Yes ☐No ☐N/A	7. 1 DAY
Sufficient volume:	☑Yes ☐No ☐N/A	8.
Correct containers used:	☑Yes ☐No ☐N/A	
Pace containers used:	☑Yes ☐No ☐N/A	9.
Containers intact:	☑Yes ☐No ☐N/A	10.
Unpreserved 5035A soils frozen w/in 48hrs?	☐Yes ☐No ☑N/A	11.
Filtered volume received for dissolved tests?	☐Yes ☐No ☑N/A	12.
Sample labels match COC:	☑Yes ☐No ☐N/A	
Includes date/time/ID/analyses Y Matrix: WT		13.
All containers needing preservation have been checked.	☐Yes ☐No ☑N/A	
All containers needing preservation are found to be in compliance with EPA recommendation.	☐Yes ☐No ☑N/A	14.
Exceptions: VOA, Coliform, O&G, WI-DRO (water)	☑Yes ☐No	Initial when completed / Lot # of added preservative
Trip Blank present:	☑Yes ☐No ☐N/A	
Pace Trip Blank lot # (if purchased): 101215-3B2W		15.
Headspace in VOA vials (>6mm):	☐Yes ☑No ☐N/A	16.
Project sampled in USDA Regulated Area:	☐Yes ☐No ☑N/A	17. List State:
Additional labels attached to 5035A vials in the field?	☐Yes ☐No ☑N/A	18.

Client Notification/ Resolution: Copy COC to Client? Y / (N) Field Data Required? Y / (N)

Person Contacted: _____ Date/Time: _____

Comments/ Resolution: Emailed Wendy to see if we should analyze the trip blank.
CBC 11/05/15.

Project Manager Review: CBC Date: 11/5/15

CHAIN-OF-CUSTODY / Analytical Request Document

The Chain-of-Custody is a LEGAL DOCUMENT. All relevant fields must be completed accurately.

Pace Analytical
www.pacelabs.com

Section A Required Client Information:

Company:	Environ
Address:	7500 College Blvd., Ste. 925
	Overland Park, KS 66210
Email To:	wstonestreet@environcorp.com
Phone: 913-553-5926	Fax:
Requested Due Date/TAT:	1DAY TAT

Section B Required Project Information:

Report To:	Wendy Stonestreet
Copy To:	Tamara Gleason
	tgleason@environcorp.com
Purchase Order No.:	
Project Name:	Fort Smith, AR
Project Number:	

Section C Invoice Information:

Attention:	Tamara Gleason
Company Name:	
Address:	
Pace Quote Reference:	
Pace Project Manager:	Colleen Clyne (913) 563-1406
Pace Profile #:	7444 water, 7709 soil

REGULATORY AGENCY

☐ NPDES ☐ GROUND WATER ☐ DRINKING WATER
☐ UST ☐ RCRA ☒ OTHER ADEQ

Site Location STATE: AR

Section D Required Client Information

SAMPLE ID (A-Z, 0-9 / ,-) Sample IDs MUST BE UNIQUE

Valid Matrix Codes

MATRIX	CODE
DRINKING WATER	DW
WATER	WT
WASTE WATER	WW
PRODUCT	P
SOIL/SOLID	SL
OIL	OL
WIPE	WP
AIR	AR
OTHER	OT
TISSUE	TS

Requested Analysis Filtered (Y/N)

ITEM #	SAMPLE ID	MATRIX CODE (see valid codes to left)	SAMPLE TYPE (G=GRAB C=COMP)	COLLECTED COMPOSITE START DATE	COLLECTED COMPOSITE START TIME	COLLECTED COMPOSITE END/GRAB DATE	COLLECTED COMPOSITE END/GRAB TIME	SAMPLE TEMP AT COLLECTION	# OF CONTAINERS	Preservatives: Unpreserved	H_2SO_4	HNO_3	HCl	NaOH	$Na_2S_2O_3$	Methanol	Other Ascorbic Acid	Analysis Test ↓ Y/N	3260 client specific list	Residual Chlorine (Y/N)	Pace Project No./ Lab I.D.
																					60206065
1	TMW-10-201511	WT		11/4/15	1228				3				X					X	3DG9H	N	001
2	TMW-11-201511	WT		11/4/15	1405				3				X					X	↓	N	002
3	MW-61R-201511	WT		11/4/15	1445				3				X					X	↓	N	003
4	MW-35R-201511	WT		11/4/15	1640				3								X	X	0 H R	N	7 day hold time 004
5	MW-65-201511	WT		11/4/15	1640				3								X	X	↓	N	7 day hold time 005
6	TB-01-201511	WT		11/4/15	—				2				X						2DG9H		006
7																					
8																					
9																					
10																					
11																					
12																					

ADDITIONAL COMMENTS	RELINQUISHED BY / AFFILIATION	DATE	TIME	ACCEPTED BY / AFFILIATION	DATE	TIME	SAMPLE CONDITIONS: Temp in °C	Received on Ice (Y/N)	Custody Sealed Cooler (Y/N)	Samples Intact (Y/N)
	Wendy Stonestreet/ER	11/4/2015	1830		11/5/15	1220	1.1	Y	Y	Y

SAMPLER NAME AND SIGNATURE

PRINT Name of SAMPLER: Wendy Stonestreet

SIGNATURE of SAMPLER: Wendy Stonestreet DATE Signed (MM/DD/YY): 11/4/2015

*Important Note: By signing this form you are accepting Pace's NET 30 day payment terms and agreeing to late charges of 1.5% per month for any invoices not paid within 30 days.

Pace Analytical Services, Inc.
9608 Loiret Blvd.
Lenexa, KS 66219
(913)599-5665

November 09, 2015

Wendy Stonestreet
Environ International Corporation
7500 College Blvd Ste 925
Overland Park, KS 66210

RE: Project: FORT SMITH, AR
Pace Project No.: 60206784

Dear Wendy Stonestreet:
Enclosed are the analytical results for sample(s) received by the laboratory on November 06, 2015. The results relate only to the samples included in this report. Results reported herein conform to the most current TNI standards and the laboratory's Quality Assurance Manual, where applicable, unless otherwise noted in the body of the report.

If you have any questions concerning this report, please feel free to contact me.

Sincerely,

Colleen Clyne
colleen.clyne@pacelabs.com
Project Manager

Enclosures

cc: Tamara Gleason, ENVIRON International Corporation

This report shall not be reproduced, except in full,
without the written consent of Pace Analytical Services, Inc..

Pace Analytical Services, Inc.
9608 Loiret Blvd.
Lenexa, KS 66219
(913)599-5665

CERTIFICATIONS

Project: FORT SMITH, AR
Pace Project No.: 60206784

Kansas Certification IDs
9608 Loiret Boulevard, Lenexa, KS 66219
WY STR Certification #: 2456.01
Arkansas Certification #: 15-016-0
Illinois Certification #: 003097
Iowa Certification #: 118
Kansas/NELAP Certification #: E-10116
Louisiana Certification #: 03055
Nevada Certification #: KS000212008A
Oklahoma Certification #: 9205/9935
Texas Certification #: T104704407
Utah Certification #: KS00021

REPORT OF LABORATORY ANALYSIS

This report shall not be reproduced, except in full,
without the written consent of Pace Analytical Services, Inc..

Pace Analytical Services, Inc.
9608 Loiret Blvd.
Lenexa, KS 66219
(913)599-5665

SAMPLE SUMMARY

Project: FORT SMITH, AR
Pace Project No.: 60206784

Lab ID	Sample ID	Matrix	Date Collected	Date Received
60206784001	**MW-24-201511**	Water	11/05/15 09:20	11/06/15 08:25
60206784002	**MW-23-201511**	Water	11/05/15 09:30	11/06/15 08:25
60206784003	**MW-81-201511**	Water	11/05/15 12:10	11/06/15 08:25
60206784004	**MW-33R-201511**	Water	11/05/15 13:05	11/06/15 08:25
60206784005	**MW-77-201511**	Water	11/05/15 13:50	11/06/15 08:25
60206784006	**MW-83-201511**	Water	11/05/15 11:20	11/06/15 08:25
60206784007	**MW-80-201511**	Water	11/05/15 14:45	11/06/15 08:25

This report shall not be reproduced, except in full,
without the written consent of Pace Analytical Services, Inc..

Pace Analytical Services, Inc.
9608 Loiret Blvd.
Lenexa, KS 66219
(913)599-5665

SAMPLE ANALYTE COUNT

Project: FORT SMITH, AR
Pace Project No.: 60206784

Lab ID	Sample ID	Method	Analysts	Analytes Reported	Laboratory
60206784001	**MW-24-201511**	EPA 5030B/8260	PGH	38	PASI-K
60206784002	**MW-23-201511**	EPA 5030B/8260	PGH	38	PASI-K
60206784003	**MW-81-201511**	EPA 5030B/8260	PGH	38	PASI-K
60206784004	**MW-33R-201511**	EPA 5030B/8260	PGH	38	PASI-K
60206784005	**MW-77-201511**	EPA 5030B/8260	PGH	38	PASI-K
60206784006	**MW-83-201511**	EPA 5030B/8260	PGH	38	PASI-K
60206784007	**MW-80-201511**	EPA 5030B/8260	PGH	38	PASI-K

This report shall not be reproduced, except in full,
without the written consent of Pace Analytical Services, Inc..

Pace Analytical Services, Inc.
9608 Loiret Blvd.
Lenexa, KS 66219
(913)599-5665

PROJECT NARRATIVE

Project: FORT SMITH, AR
Pace Project No.: 60206784

Method: **EPA 5030B/8260**
Description: 8260 MSV
Client: Environ_AR
Date: November 09, 2015

General Information:
7 samples were analyzed for EPA 5030B/8260. All samples were received in acceptable condition with any exceptions noted below or on the chain-of custody and/or the sample condition upon receipt form (SCUR) attached at the end of this report.

Hold Time:
The samples were analyzed within the method required hold times with any exceptions noted below.

Initial Calibrations (including MS Tune as applicable):
All criteria were within method requirements with any exceptions noted below.

Continuing Calibration:
All criteria were within method requirements with any exceptions noted below.

Internal Standards:
All internal standards were within QC limits with any exceptions noted below.

Surrogates:
All surrogates were within QC limits with any exceptions noted below.

Method Blank:
All analytes were below the report limit in the method blank, where applicable, with any exceptions noted below.

QC Batch: MSV/72716

B: Analyte was detected in the associated method blank.

- BLANK for HBN 407925 [MSV/7271 (Lab ID: 1664531)
  - Acetone
  - Bromomethane
  - Carbon disulfide

Laboratory Control Spike:
All laboratory control spike compounds were within QC limits with any exceptions noted below.

Matrix Spikes:
All percent recoveries and relative percent differences (RPDs) were within acceptance criteria with any exceptions noted below.

QC Batch: MSV/72716

A matrix spike/matrix spike duplicate was not performed due to insufficient sample volume.

QC Batch: MSV/72736

A matrix spike/matrix spike duplicate was not performed due to insufficient sample volume.

Additional Comments:

This data package has been reviewed for quality and completeness and is approved for release.

This report shall not be reproduced, except in full,
without the written consent of Pace Analytical Services, Inc..

Pace Analytical Services, Inc.
9608 Loiret Blvd.
Lenexa, KS 66219
(913)599-5665

ANALYTICAL RESULTS

Project: FORT SMITH, AR
Pace Project No.: 60206784

Sample: MW-24-201511 **Lab ID: 60206784001** Collected: 11/05/15 09:20 Received: 11/06/15 08:25 Matrix: Water

Parameters	Results	Units	Report Limit	MDL	DF	Prepared	Analyzed	CAS No.	Qual
8260 MSV	Analytical Method: EPA 5030B/8260								
Acetone	**84.8**	ug/L	10.0	1.9	1		11/06/15 22:29	67-64-1	
Benzene	ND	ug/L	1.0	0.060	1		11/06/15 22:29	71-43-2	
Bromodichloromethane	ND	ug/L	1.0	0.19	1		11/06/15 22:29	75-27-4	
Bromoform	**12.3**	ug/L	1.0	0.070	1		11/06/15 22:29	75-25-2	
Bromomethane	**5.4**	ug/L	5.0	0.16	1		11/06/15 22:29	74-83-9	B
2-Butanone (MEK)	**3.2J**	ug/L	10.0	0.59	1		11/06/15 22:29	78-93-3	
Carbon disulfide	**0.25J**	ug/L	5.0	0.12	1		11/06/15 22:29	75-15-0	B
Carbon tetrachloride	ND	ug/L	1.0	0.18	1		11/06/15 22:29	56-23-5	
Chlorobenzene	ND	ug/L	1.0	0.21	1		11/06/15 22:29	108-90-7	
Chloroethane	ND	ug/L	1.0	0.15	1		11/06/15 22:29	75-00-3	
Chloroform	ND	ug/L	1.0	0.14	1		11/06/15 22:29	67-66-3	
Chloromethane	**18.7**	ug/L	1.0	0.080	1		11/06/15 22:29	74-87-3	
Dibromochloromethane	**0.72J**	ug/L	1.0	0.21	1		11/06/15 22:29	124-48-1	
1,1-Dichloroethane	ND	ug/L	1.0	0.050	1		11/06/15 22:29	75-34-3	
1,2-Dichloroethane	ND	ug/L	1.0	0.12	1		11/06/15 22:29	107-06-2	
1,1-Dichloroethene	ND	ug/L	1.0	0.20	1		11/06/15 22:29	75-35-4	
cis-1,2-Dichloroethene	**0.20J**	ug/L	1.0	0.080	1		11/06/15 22:29	156-59-2	
trans-1,2-Dichloroethene	ND	ug/L	1.0	0.20	1		11/06/15 22:29	156-60-5	
1,2-Dichloropropane	ND	ug/L	1.0	0.16	1		11/06/15 22:29	78-87-5	
cis-1,3-Dichloropropene	ND	ug/L	1.0	0.14	1		11/06/15 22:29	10061-01-5	
trans-1,3-Dichloropropene	ND	ug/L	1.0	0.12	1		11/06/15 22:29	10061-02-6	
Ethylbenzene	ND	ug/L	1.0	0.18	1		11/06/15 22:29	100-41-4	
2-Hexanone	ND	ug/L	10.0	1.2	1		11/06/15 22:29	591-78-6	
Methylene chloride	ND	ug/L	1.0	0.15	1		11/06/15 22:29	75-09-2	
4-Methyl-2-pentanone (MIBK)	ND	ug/L	10.0	0.42	1		11/06/15 22:29	108-10-1	
Styrene	ND	ug/L	1.0	0.12	1		11/06/15 22:29	100-42-5	
1,1,2,2-Tetrachloroethane	ND	ug/L	1.0	0.15	1		11/06/15 22:29	79-34-5	
Tetrachloroethene	ND	ug/L	1.0	0.10	1		11/06/15 22:29	127-18-4	
Toluene	ND	ug/L	1.0	0.17	1		11/06/15 22:29	108-88-3	
1,1,1-Trichloroethane	ND	ug/L	1.0	0.11	1		11/06/15 22:29	71-55-6	
1,1,2-Trichloroethane	ND	ug/L	1.0	0.20	1		11/06/15 22:29	79-00-5	
Trichloroethene	**75.8**	ug/L	1.0	0.17	1		11/06/15 22:29	79-01-6	
Vinyl chloride	ND	ug/L	1.0	0.13	1		11/06/15 22:29	75-01-4	
Xylene (Total)	ND	ug/L	3.0	0.42	1		11/06/15 22:29	1330-20-7	
Surrogates									
4-Bromofluorobenzene (S)	100	%	80-120		1		11/06/15 22:29	460-00-4	
1,2-Dichloroethane-d4 (S)	97	%	80-120		1		11/06/15 22:29	17060-07-0	
Toluene-d8 (S)	100	%	80-120		1		11/06/15 22:29	2037-26-5	
Preservation pH	**3.0**		0.10	0.10	1		11/06/15 22:29		

REPORT OF LABORATORY ANALYSIS

This report shall not be reproduced, except in full,
without the written consent of Pace Analytical Services, Inc..

Pace Analytical Services, Inc.
9608 Loiret Blvd.
Lenexa, KS 66219
(913)599-5665

ANALYTICAL RESULTS

Project: FORT SMITH, AR
Pace Project No.: 60206784

Sample: MW-23-201511 **Lab ID: 60206784002** Collected: 11/05/15 09:30 Received: 11/06/15 08:25 Matrix: Water

Parameters	Results	Units	Report Limit	MDL	DF	Prepared	Analyzed	CAS No.	Qual
8260 MSV	Analytical Method: EPA 5030B/8260								
Acetone	**20.1**	ug/L	10.0	1.9	1		11/06/15 21:31	67-64-1	
Benzene	ND	ug/L	1.0	0.060	1		11/06/15 21:31	71-43-2	
Bromodichloromethane	ND	ug/L	1.0	0.19	1		11/06/15 21:31	75-27-4	
Bromoform	ND	ug/L	1.0	0.070	1		11/06/15 21:31	75-25-2	
Bromomethane	**2.0J**	ug/L	5.0	0.16	1		11/06/15 21:31	74-83-9	B
2-Butanone (MEK)	ND	ug/L	10.0	0.59	1		11/06/15 21:31	78-93-3	
Carbon disulfide	ND	ug/L	5.0	0.12	1		11/06/15 21:31	75-15-0	
Carbon tetrachloride	ND	ug/L	1.0	0.18	1		11/06/15 21:31	56-23-5	
Chlorobenzene	ND	ug/L	1.0	0.21	1		11/06/15 21:31	108-90-7	
Chloroethane	ND	ug/L	1.0	0.15	1		11/06/15 21:31	75-00-3	
Chloroform	ND	ug/L	1.0	0.14	1		11/06/15 21:31	67-66-3	
Chloromethane	**1.9**	ug/L	1.0	0.080	1		11/06/15 21:31	74-87-3	
Dibromochloromethane	ND	ug/L	1.0	0.21	1		11/06/15 21:31	124-48-1	
1,1-Dichloroethane	ND	ug/L	1.0	0.050	1		11/06/15 21:31	75-34-3	
1,2-Dichloroethane	ND	ug/L	1.0	0.12	1		11/06/15 21:31	107-06-2	
1,1-Dichloroethene	ND	ug/L	1.0	0.20	1		11/06/15 21:31	75-35-4	
cis-1,2-Dichloroethene	ND	ug/L	1.0	0.080	1		11/06/15 21:31	156-59-2	
trans-1,2-Dichloroethene	ND	ug/L	1.0	0.20	1		11/06/15 21:31	156-60-5	
1,2-Dichloropropane	ND	ug/L	1.0	0.16	1		11/06/15 21:31	78-87-5	
cis-1,3-Dichloropropene	ND	ug/L	1.0	0.14	1		11/06/15 21:31	10061-01-5	
trans-1,3-Dichloropropene	ND	ug/L	1.0	0.12	1		11/06/15 21:31	10061-02-6	
Ethylbenzene	ND	ug/L	1.0	0.18	1		11/06/15 21:31	100-41-4	
2-Hexanone	ND	ug/L	10.0	1.2	1		11/06/15 21:31	591-78-6	
Methylene chloride	ND	ug/L	1.0	0.15	1		11/06/15 21:31	75-09-2	
4-Methyl-2-pentanone (MIBK)	ND	ug/L	10.0	0.42	1		11/06/15 21:31	108-10-1	
Styrene	ND	ug/L	1.0	0.12	1		11/06/15 21:31	100-42-5	
1,1,2,2-Tetrachloroethane	ND	ug/L	1.0	0.15	1		11/06/15 21:31	79-34-5	
Tetrachloroethene	ND	ug/L	1.0	0.10	1		11/06/15 21:31	127-18-4	
Toluene	ND	ug/L	1.0	0.17	1		11/06/15 21:31	108-88-3	
1,1,1-Trichloroethane	ND	ug/L	1.0	0.11	1		11/06/15 21:31	71-55-6	
1,1,2-Trichloroethane	ND	ug/L	1.0	0.20	1		11/06/15 21:31	79-00-5	
Trichloroethene	**0.40J**	ug/L	1.0	0.17	1		11/06/15 21:31	79-01-6	
Vinyl chloride	ND	ug/L	1.0	0.13	1		11/06/15 21:31	75-01-4	
Xylene (Total)	ND	ug/L	3.0	0.42	1		11/06/15 21:31	1330-20-7	
Surrogates									
4-Bromofluorobenzene (S)	98	%	80-120		1		11/06/15 21:31	460-00-4	
1,2-Dichloroethane-d4 (S)	98	%	80-120		1		11/06/15 21:31	17060-07-0	
Toluene-d8 (S)	100	%	80-120		1		11/06/15 21:31	2037-26-5	
Preservation pH	**7.0**		0.10	0.10	1		11/06/15 21:31		

REPORT OF LABORATORY ANALYSIS

This report shall not be reproduced, except in full,
without the written consent of Pace Analytical Services, Inc..

Pace Analytical Services, Inc.
9608 Loiret Blvd.
Lenexa, KS 66219
(913)599-5665

ANALYTICAL RESULTS

Project: FORT SMITH, AR
Pace Project No.: 60206784

Sample: MW-81-201511 **Lab ID: 60206784003** Collected: 11/05/15 12:10 Received: 11/06/15 08:25 Matrix: Water

Parameters	Results	Units	Report Limit	MDL	DF	Prepared	Analyzed	CAS No.	Qual
8260 MSV	Analytical Method: EPA 5030B/8260								
Acetone	**22.9**	ug/L	10.0	1.9	1		11/06/15 22:43	67-64-1	
Benzene	ND	ug/L	1.0	0.060	1		11/06/15 22:43	71-43-2	
Bromodichloromethane	ND	ug/L	1.0	0.19	1		11/06/15 22:43	75-27-4	
Bromoform	**0.19J**	ug/L	1.0	0.070	1		11/06/15 22:43	75-25-2	
Bromomethane	**5.5**	ug/L	5.0	0.16	1		11/06/15 22:43	74-83-9	B
2-Butanone (MEK)	ND	ug/L	10.0	0.59	1		11/06/15 22:43	78-93-3	
Carbon disulfide	ND	ug/L	5.0	0.12	1		11/06/15 22:43	75-15-0	
Carbon tetrachloride	ND	ug/L	1.0	0.18	1		11/06/15 22:43	56-23-5	
Chlorobenzene	ND	ug/L	1.0	0.21	1		11/06/15 22:43	108-90-7	
Chloroethane	ND	ug/L	1.0	0.15	1		11/06/15 22:43	75-00-3	
Chloroform	ND	ug/L	1.0	0.14	1		11/06/15 22:43	67-66-3	
Chloromethane	**4.6**	ug/L	1.0	0.080	1		11/06/15 22:43	74-87-3	
Dibromochloromethane	ND	ug/L	1.0	0.21	1		11/06/15 22:43	124-48-1	
1,1-Dichloroethane	ND	ug/L	1.0	0.050	1		11/06/15 22:43	75-34-3	
1,2-Dichloroethane	ND	ug/L	1.0	0.12	1		11/06/15 22:43	107-06-2	
1,1-Dichloroethene	ND	ug/L	1.0	0.20	1		11/06/15 22:43	75-35-4	
cis-1,2-Dichloroethene	**6.5**	ug/L	1.0	0.080	1		11/06/15 22:43	156-59-2	
trans-1,2-Dichloroethene	ND	ug/L	1.0	0.20	1		11/06/15 22:43	156-60-5	
1,2-Dichloropropane	ND	ug/L	1.0	0.16	1		11/06/15 22:43	78-87-5	
cis-1,3-Dichloropropene	ND	ug/L	1.0	0.14	1		11/06/15 22:43	10061-01-5	
trans-1,3-Dichloropropene	ND	ug/L	1.0	0.12	1		11/06/15 22:43	10061-02-6	
Ethylbenzene	ND	ug/L	1.0	0.18	1		11/06/15 22:43	100-41-4	
2-Hexanone	ND	ug/L	10.0	1.2	1		11/06/15 22:43	591-78-6	
Methylene chloride	ND	ug/L	1.0	0.15	1		11/06/15 22:43	75-09-2	
4-Methyl-2-pentanone (MIBK)	ND	ug/L	10.0	0.42	1		11/06/15 22:43	108-10-1	
Styrene	ND	ug/L	1.0	0.12	1		11/06/15 22:43	100-42-5	
1,1,2,2-Tetrachloroethane	ND	ug/L	1.0	0.15	1		11/06/15 22:43	79-34-5	
Tetrachloroethene	ND	ug/L	1.0	0.10	1		11/06/15 22:43	127-18-4	
Toluene	ND	ug/L	1.0	0.17	1		11/06/15 22:43	108-88-3	
1,1,1-Trichloroethane	ND	ug/L	1.0	0.11	1		11/06/15 22:43	71-55-6	
1,1,2-Trichloroethane	ND	ug/L	1.0	0.20	1		11/06/15 22:43	79-00-5	
Trichloroethene	**233**	ug/L	5.0	0.85	5		11/09/15 13:32	79-01-6	
Vinyl chloride	ND	ug/L	1.0	0.13	1		11/06/15 22:43	75-01-4	
Xylene (Total)	ND	ug/L	3.0	0.42	1		11/06/15 22:43	1330-20-7	
Surrogates									
4-Bromofluorobenzene (S)	100	%	80-120		1		11/06/15 22:43	460-00-4	
1,2-Dichloroethane-d4 (S)	95	%	80-120		1		11/06/15 22:43	17060-07-0	
Toluene-d8 (S)	98	%	80-120		1		11/06/15 22:43	2037-26-5	
Preservation pH	**3.0**		0.10	0.10	1		11/06/15 22:43		

REPORT OF LABORATORY ANALYSIS

This report shall not be reproduced, except in full,
without the written consent of Pace Analytical Services, Inc..

Pace Analytical Services, Inc.
9608 Loiret Blvd.
Lenexa, KS 66219
(913)599-5665

ANALYTICAL RESULTS

Project: FORT SMITH, AR
Pace Project No.: 60206784

Sample: MW-33R-201511 **Lab ID: 60206784004** Collected: 11/05/15 13:05 Received: 11/06/15 08:25 Matrix: Water

Parameters	Results	Units	Report Limit	MDL	DF	Prepared	Analyzed	CAS No.	Qual
8260 MSV	Analytical Method: EPA 5030B/8260								
Acetone	**3.8J**	ug/L	10.0	1.9	1		11/06/15 22:58	67-64-1	B
Benzene	ND	ug/L	1.0	0.060	1		11/06/15 22:58	71-43-2	
Bromodichloromethane	ND	ug/L	1.0	0.19	1		11/06/15 22:58	75-27-4	
Bromoform	**0.18J**	ug/L	1.0	0.070	1		11/06/15 22:58	75-25-2	
Bromomethane	**1.6J**	ug/L	5.0	0.16	1		11/06/15 22:58	74-83-9	B
2-Butanone (MEK)	ND	ug/L	10.0	0.59	1		11/06/15 22:58	78-93-3	
Carbon disulfide	**0.20J**	ug/L	5.0	0.12	1		11/06/15 22:58	75-15-0	B
Carbon tetrachloride	ND	ug/L	1.0	0.18	1		11/06/15 22:58	56-23-5	
Chlorobenzene	ND	ug/L	1.0	0.21	1		11/06/15 22:58	108-90-7	
Chloroethane	ND	ug/L	1.0	0.15	1		11/06/15 22:58	75-00-3	
Chloroform	ND	ug/L	1.0	0.14	1		11/06/15 22:58	67-66-3	
Chloromethane	ND	ug/L	1.0	0.080	1		11/06/15 22:58	74-87-3	
Dibromochloromethane	ND	ug/L	1.0	0.21	1		11/06/15 22:58	124-48-1	
1,1-Dichloroethane	ND	ug/L	1.0	0.050	1		11/06/15 22:58	75-34-3	
1,2-Dichloroethane	ND	ug/L	1.0	0.12	1		11/06/15 22:58	107-06-2	
1,1-Dichloroethene	**0.23J**	ug/L	1.0	0.20	1		11/06/15 22:58	75-35-4	
cis-1,2-Dichloroethene	**8.0**	ug/L	1.0	0.080	1		11/06/15 22:58	156-59-2	
trans-1,2-Dichloroethene	ND	ug/L	1.0	0.20	1		11/06/15 22:58	156-60-5	
1,2-Dichloropropane	**2.0**	ug/L	1.0	0.16	1		11/06/15 22:58	78-87-5	
cis-1,3-Dichloropropene	ND	ug/L	1.0	0.14	1		11/06/15 22:58	10061-01-5	
trans-1,3-Dichloropropene	ND	ug/L	1.0	0.12	1		11/06/15 22:58	10061-02-6	
Ethylbenzene	ND	ug/L	1.0	0.18	1		11/06/15 22:58	100-41-4	
2-Hexanone	ND	ug/L	10.0	1.2	1		11/06/15 22:58	591-78-6	
Methylene chloride	ND	ug/L	1.0	0.15	1		11/06/15 22:58	75-09-2	
4-Methyl-2-pentanone (MIBK)	ND	ug/L	10.0	0.42	1		11/06/15 22:58	108-10-1	
Styrene	ND	ug/L	1.0	0.12	1		11/06/15 22:58	100-42-5	
1,1,2,2-Tetrachloroethane	ND	ug/L	1.0	0.15	1		11/06/15 22:58	79-34-5	
Tetrachloroethene	ND	ug/L	1.0	0.10	1		11/06/15 22:58	127-18-4	
Toluene	ND	ug/L	1.0	0.17	1		11/06/15 22:58	108-88-3	
1,1,1-Trichloroethane	ND	ug/L	1.0	0.11	1		11/06/15 22:58	71-55-6	
1,1,2-Trichloroethane	ND	ug/L	1.0	0.20	1		11/06/15 22:58	79-00-5	
Trichloroethene	**752**	ug/L	10.0	1.7	10		11/06/15 23:12	79-01-6	
Vinyl chloride	**0.39J**	ug/L	1.0	0.13	1		11/06/15 22:58	75-01-4	
Xylene (Total)	ND	ug/L	3.0	0.42	1		11/06/15 22:58	1330-20-7	
Surrogates									
4-Bromofluorobenzene (S)	98	%	80-120		1		11/06/15 22:58	460-00-4	
1,2-Dichloroethane-d4 (S)	93	%	80-120		1		11/06/15 22:58	17060-07-0	
Toluene-d8 (S)	99	%	80-120		1		11/06/15 22:58	2037-26-5	
Preservation pH	**4.0**		0.10	0.10	1		11/06/15 22:58		

REPORT OF LABORATORY ANALYSIS

This report shall not be reproduced, except in full,
without the written consent of Pace Analytical Services, Inc..

Pace Analytical Services, Inc.
9608 Loiret Blvd.
Lenexa, KS 66219
(913)599-5665

ANALYTICAL RESULTS

Project: FORT SMITH, AR
Pace Project No.: 60206784

Sample: MW-77-201511 **Lab ID: 60206784005** Collected: 11/05/15 13:50 Received: 11/06/15 08:25 Matrix: Water

Parameters	Results	Units	Report Limit	MDL	DF	Prepared	Analyzed	CAS No.	Qual
8260 MSV	Analytical Method: EPA 5030B/8260								
Acetone	**25.1**	ug/L	10.0	1.9	1		11/06/15 22:00	67-64-1	
Benzene	ND	ug/L	1.0	0.060	1		11/06/15 22:00	71-43-2	
Bromodichloromethane	ND	ug/L	1.0	0.19	1		11/06/15 22:00	75-27-4	
Bromoform	ND	ug/L	1.0	0.070	1		11/06/15 22:00	75-25-2	
Bromomethane	**4.9J**	ug/L	5.0	0.16	1		11/06/15 22:00	74-83-9	B
2-Butanone (MEK)	ND	ug/L	10.0	0.59	1		11/06/15 22:00	78-93-3	
Carbon disulfide	ND	ug/L	5.0	0.12	1		11/06/15 22:00	75-15-0	
Carbon tetrachloride	ND	ug/L	1.0	0.18	1		11/06/15 22:00	56-23-5	
Chlorobenzene	ND	ug/L	1.0	0.21	1		11/06/15 22:00	108-90-7	
Chloroethane	ND	ug/L	1.0	0.15	1		11/06/15 22:00	75-00-3	
Chloroform	ND	ug/L	1.0	0.14	1		11/06/15 22:00	67-66-3	
Chloromethane	**7.2**	ug/L	1.0	0.080	1		11/06/15 22:00	74-87-3	
Dibromochloromethane	ND	ug/L	1.0	0.21	1		11/06/15 22:00	124-48-1	
1,1-Dichloroethane	ND	ug/L	1.0	0.050	1		11/06/15 22:00	75-34-3	
1,2-Dichloroethane	ND	ug/L	1.0	0.12	1		11/06/15 22:00	107-06-2	
1,1-Dichloroethene	ND	ug/L	1.0	0.20	1		11/06/15 22:00	75-35-4	
cis-1,2-Dichloroethene	**1.1**	ug/L	1.0	0.080	1		11/06/15 22:00	156-59-2	
trans-1,2-Dichloroethene	ND	ug/L	1.0	0.20	1		11/06/15 22:00	156-60-5	
1,2-Dichloropropane	ND	ug/L	1.0	0.16	1		11/06/15 22:00	78-87-5	
cis-1,3-Dichloropropene	ND	ug/L	1.0	0.14	1		11/06/15 22:00	10061-01-5	
trans-1,3-Dichloropropene	ND	ug/L	1.0	0.12	1		11/06/15 22:00	10061-02-6	
Ethylbenzene	ND	ug/L	1.0	0.18	1		11/06/15 22:00	100-41-4	
2-Hexanone	ND	ug/L	10.0	1.2	1		11/06/15 22:00	591-78-6	
Methylene chloride	ND	ug/L	1.0	0.15	1		11/06/15 22:00	75-09-2	
4-Methyl-2-pentanone (MIBK)	ND	ug/L	10.0	0.42	1		11/06/15 22:00	108-10-1	
Styrene	ND	ug/L	1.0	0.12	1		11/06/15 22:00	100-42-5	
1,1,2,2-Tetrachloroethane	ND	ug/L	1.0	0.15	1		11/06/15 22:00	79-34-5	
Tetrachloroethene	ND	ug/L	1.0	0.10	1		11/06/15 22:00	127-18-4	
Toluene	ND	ug/L	1.0	0.17	1		11/06/15 22:00	108-88-3	
1,1,1-Trichloroethane	ND	ug/L	1.0	0.11	1		11/06/15 22:00	71-55-6	
1,1,2-Trichloroethane	ND	ug/L	1.0	0.20	1		11/06/15 22:00	79-00-5	
Trichloroethene	**95.1**	ug/L	1.0	0.17	1		11/06/15 22:00	79-01-6	
Vinyl chloride	ND	ug/L	1.0	0.13	1		11/06/15 22:00	75-01-4	
Xylene (Total)	ND	ug/L	3.0	0.42	1		11/06/15 22:00	1330-20-7	
Surrogates									
4-Bromofluorobenzene (S)	101	%	80-120		1		11/06/15 22:00	460-00-4	
1,2-Dichloroethane-d4 (S)	96	%	80-120		1		11/06/15 22:00	17060-07-0	
Toluene-d8 (S)	98	%	80-120		1		11/06/15 22:00	2037-26-5	
Preservation pH	**3.0**		0.10	0.10	1		11/06/15 22:00		

REPORT OF LABORATORY ANALYSIS

This report shall not be reproduced, except in full,
without the written consent of Pace Analytical Services, Inc..

Pace Analytical Services, Inc.
9608 Loiret Blvd.
Lenexa, KS 66219
(913)599-5665

ANALYTICAL RESULTS

Project: FORT SMITH, AR
Pace Project No.: 60206784

Sample: MW-83-201511 **Lab ID: 60206784006** Collected: 11/05/15 11:20 Received: 11/06/15 08:25 Matrix: Water

Parameters	Results	Units	Report Limit	MDL	DF	Prepared	Analyzed	CAS No.	Qual
8260 MSV	Analytical Method: EPA 5030B/8260								
Acetone	**44.0**	ug/L	10.0	1.9	1		11/06/15 21:45	67-64-1	
Benzene	ND	ug/L	1.0	0.060	1		11/06/15 21:45	71-43-2	
Bromodichloromethane	ND	ug/L	1.0	0.19	1		11/06/15 21:45	75-27-4	
Bromoform	ND	ug/L	1.0	0.070	1		11/06/15 21:45	75-25-2	
Bromomethane	**37.7**	ug/L	5.0	0.16	1		11/06/15 21:45	74-83-9	
2-Butanone (MEK)	ND	ug/L	10.0	0.59	1		11/06/15 21:45	78-93-3	
Carbon disulfide	ND	ug/L	5.0	0.12	1		11/06/15 21:45	75-15-0	
Carbon tetrachloride	ND	ug/L	1.0	0.18	1		11/06/15 21:45	56-23-5	
Chlorobenzene	ND	ug/L	1.0	0.21	1		11/06/15 21:45	108-90-7	
Chloroethane	ND	ug/L	1.0	0.15	1		11/06/15 21:45	75-00-3	
Chloroform	ND	ug/L	1.0	0.14	1		11/06/15 21:45	67-66-3	
Chloromethane	**11.5**	ug/L	1.0	0.080	1		11/06/15 21:45	74-87-3	
Dibromochloromethane	ND	ug/L	1.0	0.21	1		11/06/15 21:45	124-48-1	
1,1-Dichloroethane	ND	ug/L	1.0	0.050	1		11/06/15 21:45	75-34-3	
1,2-Dichloroethane	ND	ug/L	1.0	0.12	1		11/06/15 21:45	107-06-2	
1,1-Dichloroethene	ND	ug/L	1.0	0.20	1		11/06/15 21:45	75-35-4	
cis-1,2-Dichloroethene	ND	ug/L	1.0	0.080	1		11/06/15 21:45	156-59-2	
trans-1,2-Dichloroethene	ND	ug/L	1.0	0.20	1		11/06/15 21:45	156-60-5	
1,2-Dichloropropane	ND	ug/L	1.0	0.16	1		11/06/15 21:45	78-87-5	
cis-1,3-Dichloropropene	ND	ug/L	1.0	0.14	1		11/06/15 21:45	10061-01-5	
trans-1,3-Dichloropropene	ND	ug/L	1.0	0.12	1		11/06/15 21:45	10061-02-6	
Ethylbenzene	ND	ug/L	1.0	0.18	1		11/06/15 21:45	100-41-4	
2-Hexanone	ND	ug/L	10.0	1.2	1		11/06/15 21:45	591-78-6	
Methylene chloride	ND	ug/L	1.0	0.15	1		11/06/15 21:45	75-09-2	
4-Methyl-2-pentanone (MIBK)	ND	ug/L	10.0	0.42	1		11/06/15 21:45	108-10-1	
Styrene	ND	ug/L	1.0	0.12	1		11/06/15 21:45	100-42-5	
1,1,2,2-Tetrachloroethane	ND	ug/L	1.0	0.15	1		11/06/15 21:45	79-34-5	
Tetrachloroethene	ND	ug/L	1.0	0.10	1		11/06/15 21:45	127-18-4	
Toluene	ND	ug/L	1.0	0.17	1		11/06/15 21:45	108-88-3	
1,1,1-Trichloroethane	ND	ug/L	1.0	0.11	1		11/06/15 21:45	71-55-6	
1,1,2-Trichloroethane	ND	ug/L	1.0	0.20	1		11/06/15 21:45	79-00-5	
Trichloroethene	**3.2**	ug/L	1.0	0.17	1		11/06/15 21:45	79-01-6	
Vinyl chloride	ND	ug/L	1.0	0.13	1		11/06/15 21:45	75-01-4	
Xylene (Total)	ND	ug/L	3.0	0.42	1		11/06/15 21:45	1330-20-7	
Surrogates									
4-Bromofluorobenzene (S)	98	%	80-120		1		11/06/15 21:45	460-00-4	
1,2-Dichloroethane-d4 (S)	98	%	80-120		1		11/06/15 21:45	17060-07-0	
Toluene-d8 (S)	99	%	80-120		1		11/06/15 21:45	2037-26-5	
Preservation pH	**3.0**		0.10	0.10	1		11/06/15 21:45		

REPORT OF LABORATORY ANALYSIS

This report shall not be reproduced, except in full,
without the written consent of Pace Analytical Services, Inc..

Pace Analytical Services, Inc.
9608 Loiret Blvd.
Lenexa, KS 66219
(913)599-5665

ANALYTICAL RESULTS

Project: FORT SMITH, AR
Pace Project No.: 60206784

Sample: MW-80-201511 **Lab ID: 60206784007** Collected: 11/05/15 14:45 Received: 11/06/15 08:25 Matrix: Water

Parameters	Results	Units	Report Limit	MDL	DF	Prepared	Analyzed	CAS No.	Qual
8260 MSV	Analytical Method: EPA 5030B/8260								
Acetone	**10.7**	ug/L	10.0	1.9	1		11/06/15 22:14	67-64-1	B
Benzene	ND	ug/L	1.0	0.060	1		11/06/15 22:14	71-43-2	
Bromodichloromethane	ND	ug/L	1.0	0.19	1		11/06/15 22:14	75-27-4	
Bromoform	**0.78J**	ug/L	1.0	0.070	1		11/06/15 22:14	75-25-2	
Bromomethane	**2.0J**	ug/L	5.0	0.16	1		11/06/15 22:14	74-83-9	B
2-Butanone (MEK)	ND	ug/L	10.0	0.59	1		11/06/15 22:14	78-93-3	
Carbon disulfide	ND	ug/L	5.0	0.12	1		11/06/15 22:14	75-15-0	
Carbon tetrachloride	ND	ug/L	1.0	0.18	1		11/06/15 22:14	56-23-5	
Chlorobenzene	ND	ug/L	1.0	0.21	1		11/06/15 22:14	108-90-7	
Chloroethane	ND	ug/L	1.0	0.15	1		11/06/15 22:14	75-00-3	
Chloroform	ND	ug/L	1.0	0.14	1		11/06/15 22:14	67-66-3	
Chloromethane	ND	ug/L	1.0	0.080	1		11/06/15 22:14	74-87-3	
Dibromochloromethane	ND	ug/L	1.0	0.21	1		11/06/15 22:14	124-48-1	
1,1-Dichloroethane	ND	ug/L	1.0	0.050	1		11/06/15 22:14	75-34-3	
1,2-Dichloroethane	ND	ug/L	1.0	0.12	1		11/06/15 22:14	107-06-2	
1,1-Dichloroethene	ND	ug/L	1.0	0.20	1		11/06/15 22:14	75-35-4	
cis-1,2-Dichloroethene	ND	ug/L	1.0	0.080	1		11/06/15 22:14	156-59-2	
trans-1,2-Dichloroethene	ND	ug/L	1.0	0.20	1		11/06/15 22:14	156-60-5	
1,2-Dichloropropane	ND	ug/L	1.0	0.16	1		11/06/15 22:14	78-87-5	
cis-1,3-Dichloropropene	ND	ug/L	1.0	0.14	1		11/06/15 22:14	10061-01-5	
trans-1,3-Dichloropropene	ND	ug/L	1.0	0.12	1		11/06/15 22:14	10061-02-6	
Ethylbenzene	ND	ug/L	1.0	0.18	1		11/06/15 22:14	100-41-4	
2-Hexanone	ND	ug/L	10.0	1.2	1		11/06/15 22:14	591-78-6	
Methylene chloride	ND	ug/L	1.0	0.15	1		11/06/15 22:14	75-09-2	
4-Methyl-2-pentanone (MIBK)	ND	ug/L	10.0	0.42	1		11/06/15 22:14	108-10-1	
Styrene	ND	ug/L	1.0	0.12	1		11/06/15 22:14	100-42-5	
1,1,2,2-Tetrachloroethane	ND	ug/L	1.0	0.15	1		11/06/15 22:14	79-34-5	
Tetrachloroethene	ND	ug/L	1.0	0.10	1		11/06/15 22:14	127-18-4	
Toluene	ND	ug/L	1.0	0.17	1		11/06/15 22:14	108-88-3	
1,1,1-Trichloroethane	ND	ug/L	1.0	0.11	1		11/06/15 22:14	71-55-6	
1,1,2-Trichloroethane	ND	ug/L	1.0	0.20	1		11/06/15 22:14	79-00-5	
Trichloroethene	**11.0**	ug/L	1.0	0.17	1		11/06/15 22:14	79-01-6	
Vinyl chloride	ND	ug/L	1.0	0.13	1		11/06/15 22:14	75-01-4	
Xylene (Total)	ND	ug/L	3.0	0.42	1		11/06/15 22:14	1330-20-7	
Surrogates									
4-Bromofluorobenzene (S)	98	%	80-120		1		11/06/15 22:14	460-00-4	
1,2-Dichloroethane-d4 (S)	98	%	80-120		1		11/06/15 22:14	17060-07-0	
Toluene-d8 (S)	99	%	80-120		1		11/06/15 22:14	2037-26-5	
Preservation pH	**3.0**		0.10	0.10	1		11/06/15 22:14		

REPORT OF LABORATORY ANALYSIS

This report shall not be reproduced, except in full,
without the written consent of Pace Analytical Services, Inc..

Pace Analytical Services, Inc.
9608 Loiret Blvd.
Lenexa, KS 66219
(913)599-5665

QUALITY CONTROL DATA

Project: FORT SMITH, AR
Pace Project No.: 60206784

QC Batch: MSV/72716 Analysis Method: EPA 5030B/8260
QC Batch Method: EPA 5030B/8260 Analysis Description: 8260 MSV Water 7 day
Associated Lab Samples: 60206784001, 60206784002, 60206784003, 60206784004, 60206784005, 60206784006, 60206784007

METHOD BLANK: 1664531 Matrix: Water
Associated Lab Samples: 60206784001, 60206784002, 60206784003, 60206784004, 60206784005, 60206784006, 60206784007

Parameter	Units	Blank Result	Reporting Limit	MDL	Analyzed	Qualifiers
1,1,1-Trichloroethane	ug/L	ND	1.0	0.11	11/06/15 20:47	
1,1,2,2-Tetrachloroethane	ug/L	ND	1.0	0.15	11/06/15 20:47	
1,1,2-Trichloroethane	ug/L	ND	1.0	0.20	11/06/15 20:47	
1,1-Dichloroethane	ug/L	ND	1.0	0.050	11/06/15 20:47	
1,1-Dichloroethene	ug/L	ND	1.0	0.20	11/06/15 20:47	
1,2-Dichloroethane	ug/L	ND	1.0	0.12	11/06/15 20:47	
1,2-Dichloropropane	ug/L	ND	1.0	0.16	11/06/15 20:47	
2-Butanone (MEK)	ug/L	ND	10.0	0.59	11/06/15 20:47	
2-Hexanone	ug/L	ND	10.0	1.2	11/06/15 20:47	
4-Methyl-2-pentanone (MIBK)	ug/L	ND	10.0	0.42	11/06/15 20:47	
Acetone	ug/L	1.9J	10.0	1.9	11/06/15 20:47	
Benzene	ug/L	ND	1.0	0.060	11/06/15 20:47	
Bromodichloromethane	ug/L	ND	1.0	0.19	11/06/15 20:47	
Bromoform	ug/L	ND	1.0	0.070	11/06/15 20:47	
Bromomethane	ug/L	1.7J	5.0	0.16	11/06/15 20:47	
Carbon disulfide	ug/L	0.12J	5.0	0.12	11/06/15 20:47	
Carbon tetrachloride	ug/L	ND	1.0	0.18	11/06/15 20:47	
Chlorobenzene	ug/L	ND	1.0	0.21	11/06/15 20:47	
Chloroethane	ug/L	ND	1.0	0.15	11/06/15 20:47	
Chloroform	ug/L	ND	1.0	0.14	11/06/15 20:47	
Chloromethane	ug/L	ND	1.0	0.080	11/06/15 20:47	
cis-1,2-Dichloroethene	ug/L	ND	1.0	0.080	11/06/15 20:47	
cis-1,3-Dichloropropene	ug/L	ND	1.0	0.14	11/06/15 20:47	
Dibromochloromethane	ug/L	ND	1.0	0.21	11/06/15 20:47	
Ethylbenzene	ug/L	ND	1.0	0.18	11/06/15 20:47	
Methylene chloride	ug/L	ND	1.0	0.15	11/06/15 20:47	
Styrene	ug/L	ND	1.0	0.12	11/06/15 20:47	
Tetrachloroethene	ug/L	ND	1.0	0.10	11/06/15 20:47	
Toluene	ug/L	ND	1.0	0.17	11/06/15 20:47	
trans-1,2-Dichloroethene	ug/L	ND	1.0	0.20	11/06/15 20:47	
trans-1,3-Dichloropropene	ug/L	ND	1.0	0.12	11/06/15 20:47	
Trichloroethene	ug/L	ND	1.0	0.17	11/06/15 20:47	
Vinyl chloride	ug/L	ND	1.0	0.13	11/06/15 20:47	
Xylene (Total)	ug/L	ND	3.0	0.42	11/06/15 20:47	
1,2-Dichloroethane-d4 (S)	%	97	80-120		11/06/15 20:47	
4-Bromofluorobenzene (S)	%	99	80-120		11/06/15 20:47	
Toluene-d8 (S)	%	98	80-120		11/06/15 20:47	

Results presented on this page are in the units indicated by the "Units" column except where an alternate unit is presented to the right of the result.

REPORT OF LABORATORY ANALYSIS

This report shall not be reproduced, except in full,
without the written consent of Pace Analytical Services, Inc..

Pace Analytical Services, Inc.
9608 Loiret Blvd.
Lenexa, KS 66219
(913)599-5665

QUALITY CONTROL DATA

Project: FORT SMITH, AR
Pace Project No.: 60206784

LABORATORY CONTROL SAMPLE: 1664532

Parameter	Units	Spike Conc.	LCS Result	LCS % Rec	% Rec Limits	Qualifiers
1,1,1-Trichloroethane	ug/L	20	20.4	102	80-120	
1,1,2,2-Tetrachloroethane	ug/L	20	18.4	92	73-121	
1,1,2-Trichloroethane	ug/L	20	19.5	98	80-120	
1,1-Dichloroethane	ug/L	20	20.8	104	80-120	
1,1-Dichloroethene	ug/L	20	20.8	104	80-120	
1,2-Dichloroethane	ug/L	20	20.0	100	81-120	
1,2-Dichloropropane	ug/L	20	19.6	98	80-120	
2-Butanone (MEK)	ug/L	100	105	105	67-122	
2-Hexanone	ug/L	100	104	104	75-121	
4-Methyl-2-pentanone (MIBK)	ug/L	100	106	106	76-120	
Acetone	ug/L	100	108	108	72-120	
Benzene	ug/L	20	21.7	108	80-120	
Bromodichloromethane	ug/L	20	20.2	101	80-120	
Bromoform	ug/L	20	20.3	101	73-138	
Bromomethane	ug/L	20	14.7	74	38-137	
Carbon disulfide	ug/L	20	22.6	113	71-129	
Carbon tetrachloride	ug/L	20	20.5	103	67-146	
Chlorobenzene	ug/L	20	20.6	103	80-120	
Chloroethane	ug/L	20	21.3	106	76-120	
Chloroform	ug/L	20	20.2	101	80-120	
Chloromethane	ug/L	20	17.2	86	34-165	
cis-1,2-Dichloroethene	ug/L	20	20.0	100	80-120	
cis-1,3-Dichloropropene	ug/L	20	21.5	108	80-120	
Dibromochloromethane	ug/L	20	20.5	102	80-126	
Ethylbenzene	ug/L	20	21.1	106	80-120	
Methylene chloride	ug/L	20	22.2	111	80-120	
Styrene	ug/L	20	21.9	110	80-123	
Tetrachloroethene	ug/L	20	20.8	104	80-123	
Toluene	ug/L	20	21.5	107	80-120	
trans-1,2-Dichloroethene	ug/L	20	20.9	104	80-120	
trans-1,3-Dichloropropene	ug/L	20	20.1	100	80-129	
Trichloroethene	ug/L	20	20.3	101	80-120	
Vinyl chloride	ug/L	20	21.9	109	62-125	
Xylene (Total)	ug/L	60	66.1	110	80-120	
1,2-Dichloroethane-d4 (S)	%			97	80-120	
4-Bromofluorobenzene (S)	%			99	80-120	
Toluene-d8 (S)	%			102	80-120	

Results presented on this page are in the units indicated by the "Units" column except where an alternate unit is presented to the right of the result.

REPORT OF LABORATORY ANALYSIS

This report shall not be reproduced, except in full,
without the written consent of Pace Analytical Services, Inc..

Pace Analytical Services, Inc.
9608 Loiret Blvd.
Lenexa, KS 66219
(913)599-5665

QUALITY CONTROL DATA

Project: FORT SMITH, AR
Pace Project No.: 60206784

QC Batch: MSV/72736
QC Batch Method: EPA 5030B/8260
Analysis Method: EPA 5030B/8260
Analysis Description: 8260 MSV Water 7 day
Associated Lab Samples: 60206784003

METHOD BLANK: 1665726
Matrix: Water
Associated Lab Samples: 60206784003

Parameter	Units	Blank Result	Reporting Limit	MDL	Analyzed	Qualifiers
Trichloroethene	ug/L	ND	1.0	0.17	11/09/15 13:18	
1,2-Dichloroethane-d4 (S)	%	96	80-120		11/09/15 13:18	
4-Bromofluorobenzene (S)	%	100	80-120		11/09/15 13:18	
Toluene-d8 (S)	%	101	80-120		11/09/15 13:18	

LABORATORY CONTROL SAMPLE: 1665727

Parameter	Units	Spike Conc.	LCS Result	LCS % Rec	% Rec Limits	Qualifiers
Trichloroethene	ug/L	20	18.6	93	80-120	
1,2-Dichloroethane-d4 (S)	%			99	80-120	
4-Bromofluorobenzene (S)	%			101	80-120	
Toluene-d8 (S)	%			102	80-120	

Results presented on this page are in the units indicated by the "Units" column except where an alternate unit is presented to the right of the result.

REPORT OF LABORATORY ANALYSIS

This report shall not be reproduced, except in full,
without the written consent of Pace Analytical Services, Inc..

Pace Analytical Services, Inc.
9608 Loiret Blvd.
Lenexa, KS 66219
(913)599-5665

QUALIFIERS

Project: FORT SMITH, AR
Pace Project No.: 60206784

DEFINITIONS

DF - Dilution Factor, if reported, represents the factor applied to the reported data due to dilution of the sample aliquot.

ND - Not Detected at or above adjusted reporting limit.

J - Estimated concentration above the adjusted method detection limit and below the adjusted reporting limit.

MDL - Adjusted Method Detection Limit.

PQL - Practical Quantitation Limit.

RL - Reporting Limit.

S - Surrogate

1,2-Diphenylhydrazine decomposes to and cannot be separated from Azobenzene using Method 8270. The result for each analyte is a combined concentration.

Consistent with EPA guidelines, unrounded data are displayed and have been used to calculate % recovery and RPD values.

LCS(D) - Laboratory Control Sample (Duplicate)

MS(D) - Matrix Spike (Duplicate)

DUP - Sample Duplicate

RPD - Relative Percent Difference

NC - Not Calculable.

SG - Silica Gel - Clean-Up

U - Indicates the compound was analyzed for, but not detected.

N-Nitrosodiphenylamine decomposes and cannot be separated from Diphenylamine using Method 8270. The result reported for each analyte is a combined concentration.

Pace Analytical is TNI accredited. Contact your Pace PM for the current list of accredited analytes.

TNI - The NELAC Institute.

LABORATORIES

PASI-K Pace Analytical Services - Kansas City

BATCH QUALIFIERS

Batch: MSV/72716

[M5] A matrix spike/matrix spike duplicate was not performed for this batch due to insufficient sample volume.

Batch: MSV/72736

[M5] A matrix spike/matrix spike duplicate was not performed for this batch due to insufficient sample volume.

ANALYTE QUALIFIERS

B Analyte was detected in the associated method blank.

This report shall not be reproduced, except in full,
without the written consent of Pace Analytical Services, Inc..

Pace Analytical Services, Inc.
9608 Loiret Blvd.
Lenexa, KS 66219
(913)599-5665

QUALITY CONTROL DATA CROSS REFERENCE TABLE

Project: FORT SMITH, AR
Pace Project No.: 60206784

Lab ID	Sample ID	QC Batch Method	QC Batch	Analytical Method	Analytical Batch
60206784001	**MW-24-201511**	EPA 5030B/8260	MSV/72716		
60206784002	**MW-23-201511**	EPA 5030B/8260	MSV/72716		
60206784003	**MW-81-201511**	EPA 5030B/8260	MSV/72716		
60206784003	**MW-81-201511**	EPA 5030B/8260	MSV/72736		
60206784004	**MW-33R-201511**	EPA 5030B/8260	MSV/72716		
60206784005	**MW-77-201511**	EPA 5030B/8260	MSV/72716		
60206784006	**MW-83-201511**	EPA 5030B/8260	MSV/72716		
60206784007	**MW-80-201511**	EPA 5030B/8260	MSV/72716		

This report shall not be reproduced, except in full,
without the written consent of Pace Analytical Services, Inc..

Pace Analytical
www.pacelabs.com

Sample Condition Upon Receipt

WO# : 60206784

60206784

Client Name: Environ

Optional
Proj Due Date:
Proj Name:

Courier: FedEx ☐ UPS ☐ VIA ☐ Clay ☐ PEX ☐ ECI ☐ Pace ☐ Other ☐ Client ☑

Tracking #: _____ Pace Shipping Label Used? Yes ☐ No ☑

Custody Seal on Cooler/Box Present: Yes ☑ No ☐ Seals intact: Yes ☑ No ☐

Packing Material: Bubble Wrap ☐ Bubble Bags ☐ Foam ☑ None ☐ Other ☐

Thermometer Used: CF +0.6 T-239 / CF +0.6 T-262 **Type of Ice:** (Wet) Blue None ☐ Samples received on ice, cooling process has begun.
(circle one)

Cooler Temperature: 1.9

Date and initials of person examining contents: BB 11/6/15

Temperature should be above freezing to 6°C

Chain of Custody present:	☑Yes ☐No ☐N/A	1.
Chain of Custody filled out:	☑Yes ☐No ☐N/A	2.
Chain of Custody relinquished:	☑Yes ☐No ☐N/A	3.
Sampler name & signature on COC:	☑Yes ☐No ☐N/A	4.
Samples arrived within holding time:	☑Yes ☐No ☐N/A	5.
Short Hold Time analyses (<72hr):	☐Yes ☑No ☐N/A	6.
Rush Turn Around Time requested:	☑Yes ☐No ☐N/A	7. 10 DAY
Sufficient volume:	☑Yes ☐No ☐N/A	8.
Correct containers used:	☑Yes ☐No ☐N/A	
Pace containers used: 4/6 BB	☑Yes ☐No ☐N/A	9.
Containers intact:	☑Yes ☐No ☐N/A	10.
Unpreserved 5035A soils frozen w/in 48hrs?	☐Yes ☐No ☑N/A	11.
Filtered volume received for dissolved tests?	☐Yes ☐No ☑N/A	12.
Sample labels match COC:	☑Yes ☐No ☐N/A	
Includes date/time/ID/analyses Y Matrix: WT		13.
All containers needing preservation have been checked.	☐Yes ☐No ☑N/A	
All containers needing preservation are found to be in compliance with EPA recommendation.	☐Yes ☐No ☑N/A	14.
Exceptions: VOA, Coliform, O&G, WI-DRO (water)	☑Yes ☐No	Initial when completed / Lot # of added preservative
Trip Blank present:	☐Yes ☑No ☐N/A	listed on COC but not recd.
Pace Trip Blank lot # (if purchased): _____		15.
Headspace in VOA vials (>6mm):	☐Yes ☑No ☐N/A	16.
Project sampled in USDA Regulated Area:	☐Yes ☐No ☑N/A	17. List State:
Additional labels attached to 5035A vials in the field?	☐Yes ☐No ☑N/A	18.

Client Notification/ Resolution: Copy COC to Client? Y / (N) Field Data Required? Y / (N)

Person Contacted: _____ Date/Time: _____

Comments/ Resolution: Per Wendy - they did not include a trip blank in the cooler. COC 11/10/15

Project Manager Review: CDC Date: 11/10/15

Pace Analytical
www.pacelabs.com

CHAIN-OF-CUSTODY / Analytical Request Document

The Chain-of-Custody is a LEGAL DOCUMENT. All relevant fields must be completed accurately.

Page: 1 of 1

Section A Required Client Information:		Section B Required Project Information:		Section C Invoice Information:	
Company:	Environ	Report To:	Wendy Stonestreet	Attention:	Tamara Gleason
Address:	7500 College Blvd., Ste. 925	Copy To:	Tamara Gleason	Company Name:	
	Overland Park, KS 66210		tgleason@environcorp.com	Address:	
Email To:	wstonestreet@environcorp.com	Purchase Order No.:		Pace Quote Reference:	
Phone: 913-553-5926	Fax:	Project Name:	Fort Smith, AR	Pace Project Manager:	Colleen Clyne (913) 563-1406
Requested Due Date/TAT:	1 DAY TAT	Project Number:		Pace Profile #:	7444 water, 7709 soil

REGULATORY AGENCY

☐ NPDES ☐ GROUND WATER ☐ DRINKING WATER
☐ UST ☐ RCRA ☒ OTHER ADEQ

Site Location STATE: AR

Section D Required Client Information

Valid Matrix Codes

MATRIX	CODE
DRINKING WATER	DW
WATER	WT
WASTE WATER	WW
PRODUCT	P
SOIL/SOLID	SL
OIL	OL
WIPE	WP
AIR	AR
OTHER	OT
TISSUE	TS

SAMPLE ID (A-Z, 0-9 / ,-) Sample IDs MUST BE UNIQUE

Requested Analysis Filtered (Y/N): Y/N → 2

ITEM #	SAMPLE ID	MATRIX CODE (see valid codes to left)	SAMPLE TYPE (G=GRAB C=COMP)	COLLECTED COMPOSITE START DATE	COLLECTED COMPOSITE START TIME	COLLECTED COMPOSITE END/GRAB DATE	COLLECTED COMPOSITE END/GRAB TIME	SAMPLE TEMP AT COLLECTION	# OF CONTAINERS	Unpreserved	H_2SO_4	HNO_3	HCl	NaOH	$Na_2S_2O_3$	Methanol	Other Phosphoric acid	Analysis Test	8260 client specific list	Residual Chlorine (Y/N)	Pace Project No./ Lab I.D.
1	MW-24-201511	WT	G	11/5/15	920				3								X		X	N	3 OTHR w1
2	MW-23-201511	WT	G	11/5/15	930				3								X		X	N	w2
3	MW-81-201511	WT	G	11/5/15	1210				3								X		X	N	w3
4	MW-33R-201511	WT	G	11/5/15	1305				3								X		X	N	w4
5	MW-77-201511	WT	G	11/5/15	1350				3								X		X	N	w5
6	MW-83-201511	WT	G	11/5/15	1120				3								X		X	N	w6
7	MW-80-201511	WT	G	11/5/15	1445				3								X		X	N	w7
8	TB-02-201511	WT	G	11/5/15	—				2				X						X	N	—
9																					
10																					
11																					
12																					

60206784

ADDITIONAL COMMENTS	RELINQUISHED BY / AFFILIATION	DATE	TIME	ACCEPTED BY / AFFILIATION	DATE	TIME	SAMPLE CONDITIONS: Temp in °C	Received on Ice (Y/N)	Custody Sealed Cooler (Y/N)	Samples Intact (Y/N)
	Wendy Stonestreet Environ	11/6/2015	825	Shell mcg / PASI	11/6/15	825	1.9	Y	Y	Y

SAMPLER NAME AND SIGNATURE

PRINT Name of SAMPLER: Wendy Stonestreet

SIGNATURE of SAMPLER: Wendy Stonestreet DATE Signed (MM/DD/YY): 11/5/2015

*Important Note: By signing this form you are accepting Pace's NET 30 day payment terms and agreeing to late charges of 1.5% per month for any invoices not paid within 30 days.

F-ALL-Q-020rev.07, 15-Feb-2007

Pace Analytical Services, Inc.
9608 Loiret Blvd.
Lenexa, KS 66219
(913)599-5665

December 09, 2015

Wendy Stonestreet
Environ International Corporation
7500 College Blvd Ste 925
Overland Park, KS 66210

RE: Project: Fort Smith, AR
Pace Project No.: 60208468

Dear Wendy Stonestreet:
Enclosed are the analytical results for sample(s) received by the laboratory on December 02, 2015. The results relate only to the samples included in this report. Results reported herein conform to the most current TNI standards and the laboratory's Quality Assurance Manual, where applicable, unless otherwise noted in the body of the report.

If you have any questions concerning this report, please feel free to contact me.

Sincerely,

Colleen Clyne
colleen.clyne@pacelabs.com
Project Manager

Enclosures

cc: Tamara Gleason, ENVIRON International Corporation

This report shall not be reproduced, except in full,
without the written consent of Pace Analytical Services, Inc..

Pace Analytical Services, Inc.
9608 Loiret Blvd.
Lenexa, KS 66219
(913)599-5665

CERTIFICATIONS

Project: Fort Smith, AR
Pace Project No.: 60208468

Kansas Certification IDs
9608 Loiret Boulevard, Lenexa, KS 66219
WY STR Certification #: 2456.01
Arkansas Certification #: 15-016-0
Illinois Certification #: 003097
Iowa Certification #: 118
Kansas/NELAP Certification #: E-10116
Louisiana Certification #: 03055
Nevada Certification #: KS000212008A
Oklahoma Certification #: 9205/9935
Texas Certification #: T104704407
Utah Certification #: KS00021

REPORT OF LABORATORY ANALYSIS

This report shall not be reproduced, except in full,
without the written consent of Pace Analytical Services, Inc..

Pace Analytical Services, Inc.
9608 Loiret Blvd.
Lenexa, KS 66219
(913)599-5665

SAMPLE SUMMARY

Project: Fort Smith, AR
Pace Project No.: 60208468

Lab ID	Sample ID	Matrix	Date Collected	Date Received
60208468001	**TMW-10-201512**	Water	12/01/15 14:00	12/02/15 08:45
60208468002	**TMW-11-201512**	Water	12/01/15 13:40	12/02/15 08:45
60208468003	**MW-61R-201512**	Water	12/01/15 16:00	12/02/15 08:45
60208468004	**MW-23-201512**	Water	12/01/15 16:38	12/02/15 08:45
60208468005	**TB-1-201512**	Water	12/01/15 08:00	12/02/15 08:45

This report shall not be reproduced, except in full,
without the written consent of Pace Analytical Services, Inc..

Pace Analytical Services, Inc.
9608 Loiret Blvd.
Lenexa, KS 66219
(913)599-5665

SAMPLE ANALYTE COUNT

Project: Fort Smith, AR
Pace Project No.: 60208468

Lab ID	Sample ID	Method	Analysts	Analytes Reported	Laboratory
60208468001	**TMW-10-201512**	EPA 6010	NDJ	2	PASI-K
		EPA 5030B/8260	PGH	38	PASI-K
		SM 2320B	CRS	3	PASI-K
		EPA 300.0	AJM	1	PASI-K
		EPA 353.2	RAB	3	PASI-K
		SM 4500-CO2 D	TJG	1	PASI-K
60208468002	**TMW-11-201512**	EPA 6010	NDJ	2	PASI-K
		EPA 5030B/8260	PGH	38	PASI-K
		SM 2320B	CRS	3	PASI-K
		EPA 300.0	AJM	1	PASI-K
		EPA 353.2	RAB	3	PASI-K
		SM 4500-CO2 D	TJG	1	PASI-K
60208468003	**MW-61R-201512**	EPA 6010	NDJ	2	PASI-K
		EPA 5030B/8260	PGH	38	PASI-K
		SM 2320B	CRS	3	PASI-K
		EPA 300.0	AJM	1	PASI-K
		EPA 353.2	RAB	3	PASI-K
		SM 4500-CO2 D	TJG	1	PASI-K
60208468004	**MW-23-201512**	EPA 5030B/8260	PGH	38	PASI-K
60208468005	**TB-1-201512**	EPA 5030B/8260	PGH	38	PASI-K

REPORT OF LABORATORY ANALYSIS

This report shall not be reproduced, except in full,
without the written consent of Pace Analytical Services, Inc..

Pace Analytical Services, Inc.
9608 Loiret Blvd.
Lenexa, KS 66219
(913)599-5665

PROJECT NARRATIVE

Project: Fort Smith, AR
Pace Project No.: 60208468

Method: **EPA 6010**
Description: 6010 MET ICP
Client: Environ_AR
Date: December 09, 2015

General Information:
3 samples were analyzed for EPA 6010. All samples were received in acceptable condition with any exceptions noted below or on the chain-of custody and/or the sample condition upon receipt form (SCUR) attached at the end of this report.

Hold Time:
The samples were analyzed within the method required hold times with any exceptions noted below.

Sample Preparation:
The samples were prepared in accordance with EPA 3010 with any exceptions noted below.

Initial Calibrations (including MS Tune as applicable):
All criteria were within method requirements with any exceptions noted below.

Continuing Calibration:
All criteria were within method requirements with any exceptions noted below.

Method Blank:
All analytes were below the report limit in the method blank, where applicable, with any exceptions noted below.

Laboratory Control Spike:
All laboratory control spike compounds were within QC limits with any exceptions noted below.

Matrix Spikes:
All percent recoveries and relative percent differences (RPDs) were within acceptance criteria with any exceptions noted below.

Additional Comments:

This report shall not be reproduced, except in full,
without the written consent of Pace Analytical Services, Inc..

Pace Analytical Services, Inc.
9608 Loiret Blvd.
Lenexa, KS 66219
(913)599-5665

PROJECT NARRATIVE

Project: Fort Smith, AR
Pace Project No.: 60208468

Method: **EPA 5030B/8260**
Description: 8260 MSV
Client: Environ_AR
Date: December 09, 2015

General Information:
5 samples were analyzed for EPA 5030B/8260. All samples were received in acceptable condition with any exceptions noted below or on the chain-of custody and/or the sample condition upon receipt form (SCUR) attached at the end of this report.

pH: Post-analysis pH measurement indicates insufficient VOA sample preservation.
- TMW-11-201512 (Lab ID: 60208468002)

Hold Time:
The samples were analyzed within the method required hold times with any exceptions noted below.

Initial Calibrations (including MS Tune as applicable):
All criteria were within method requirements with any exceptions noted below.

Continuing Calibration:
All criteria were within method requirements with any exceptions noted below.

Internal Standards:
All internal standards were within QC limits with any exceptions noted below.

Surrogates:
All surrogates were within QC limits with any exceptions noted below.

Method Blank:
All analytes were below the report limit in the method blank, where applicable, with any exceptions noted below.

QC Batch: MSV/73133

B: Analyte was detected in the associated method blank.
- BLANK for HBN 411043 [MSV/7313 (Lab ID: 1677818)
  - Methylene chloride

QC Batch: MSV/73137

B: Analyte was detected in the associated method blank.
- BLANK for HBN 411108 [MSV/7313 (Lab ID: 1678115)
  - Methylene chloride

QC Batch: MSV/73148

B: Analyte was detected in the associated method blank.
- BLANK for HBN 411191 [MSV/7314 (Lab ID: 1678720)
  - Acetone

Laboratory Control Spike:
All laboratory control spike compounds were within QC limits with any exceptions noted below.

Matrix Spikes:
All percent recoveries and relative percent differences (RPDs) were within acceptance criteria with any exceptions noted below.

REPORT OF LABORATORY ANALYSIS

This report shall not be reproduced, except in full,
without the written consent of Pace Analytical Services, Inc..

Pace Analytical Services, Inc.
9608 Loiret Blvd.
Lenexa, KS 66219
(913)599-5665

PROJECT NARRATIVE

Project: Fort Smith, AR
Pace Project No.: 60208468

Method: **EPA 5030B/8260**
Description: 8260 MSV
Client: Environ_AR
Date: December 09, 2015

QC Batch: MSV/73132

A matrix spike/matrix spike duplicate was not performed due to insufficient sample volume.

QC Batch: MSV/73133

A matrix spike/matrix spike duplicate was not performed due to insufficient sample volume.

QC Batch: MSV/73137

A matrix spike/matrix spike duplicate was not performed due to insufficient sample volume.

QC Batch: MSV/73148

A matrix spike/matrix spike duplicate was not performed due to insufficient sample volume.

Additional Comments:

This report shall not be reproduced, except in full,
without the written consent of Pace Analytical Services, Inc..

Pace Analytical Services, Inc.
9608 Loiret Blvd.
Lenexa, KS 66219
(913)599-5665

PROJECT NARRATIVE

Project: Fort Smith, AR
Pace Project No.: 60208468

Method: **SM 2320B**
Description: 2320B Alkalinity
Client: Environ_AR
Date: December 09, 2015

General Information:
3 samples were analyzed for SM 2320B. All samples were received in acceptable condition with any exceptions noted below or on the chain-of custody and/or the sample condition upon receipt form (SCUR) attached at the end of this report.

Hold Time:
The samples were analyzed within the method required hold times with any exceptions noted below.

Method Blank:
All analytes were below the report limit in the method blank, where applicable, with any exceptions noted below.

Laboratory Control Spike:
All laboratory control spike compounds were within QC limits with any exceptions noted below.

Matrix Spikes:
All percent recoveries and relative percent differences (RPDs) were within acceptance criteria with any exceptions noted below.

Duplicate Sample:
All duplicate sample results were within method acceptance criteria with any exceptions noted below.

QC Batch: WET/58748

D6: The relative percent difference (RPD) between the sample and sample duplicate exceeded laboratory control limits.

- DUP (Lab ID: 1677530)
  - Alkalinity,Bicarbonate (CaCO3)

Additional Comments:

This report shall not be reproduced, except in full,
without the written consent of Pace Analytical Services, Inc..

Pace Analytical Services, Inc.
9608 Loiret Blvd.
Lenexa, KS 66219
(913)599-5665

PROJECT NARRATIVE

Project: Fort Smith, AR
Pace Project No.: 60208468

Method: **EPA 300.0**
Description: 300.0 IC Anions 28 Days
Client: Environ_AR
Date: December 09, 2015

General Information:
3 samples were analyzed for EPA 300.0. All samples were received in acceptable condition with any exceptions noted below or on the chain-of custody and/or the sample condition upon receipt form (SCUR) attached at the end of this report.

Hold Time:
The samples were analyzed within the method required hold times with any exceptions noted below.

Initial Calibrations (including MS Tune as applicable):
All criteria were within method requirements with any exceptions noted below.

Continuing Calibration:
All criteria were within method requirements with any exceptions noted below.

Method Blank:
All analytes were below the report limit in the method blank, where applicable, with any exceptions noted below.

Laboratory Control Spike:
All laboratory control spike compounds were within QC limits with any exceptions noted below.

Matrix Spikes:
All percent recoveries and relative percent differences (RPDs) were within acceptance criteria with any exceptions noted below.

Additional Comments:

This report shall not be reproduced, except in full,
without the written consent of Pace Analytical Services, Inc..

Pace Analytical Services, Inc.
9608 Loiret Blvd.
Lenexa, KS 66219
(913)599-5665

PROJECT NARRATIVE

Project: Fort Smith, AR
Pace Project No.: 60208468

Method: **EPA 353.2**
Description: 353.2 Nitrogen, NO2/NO3 unpres
Client: Environ_AR
Date: December 09, 2015

General Information:
3 samples were analyzed for EPA 353.2. All samples were received in acceptable condition with any exceptions noted below or on the chain-of custody and/or the sample condition upon receipt form (SCUR) attached at the end of this report.

Hold Time:
The samples were analyzed within the method required hold times with any exceptions noted below.

Initial Calibrations (including MS Tune as applicable):
All criteria were within method requirements with any exceptions noted below.

Continuing Calibration:
All criteria were within method requirements with any exceptions noted below.

Method Blank:
All analytes were below the report limit in the method blank, where applicable, with any exceptions noted below.

Laboratory Control Spike:
All laboratory control spike compounds were within QC limits with any exceptions noted below.

Matrix Spikes:
All percent recoveries and relative percent differences (RPDs) were within acceptance criteria with any exceptions noted below.

QC Batch: WETA/37174

A matrix spike and/or matrix spike duplicate (MS/MSD) were performed on the following sample(s): 60208466001,60208469001

M1: Matrix spike recovery exceeded QC limits. Batch accepted based on laboratory control sample (LCS) recovery.

- MS (Lab ID: 1677458)
  - Nitrogen, NO2 plus NO3
  - Nitrogen, Nitrate
  - Nitrogen, Nitrite
- MS (Lab ID: 1677460)
  - Nitrogen, NO2 plus NO3
  - Nitrogen, Nitrate

Duplicate Sample:
All duplicate sample results were within method acceptance criteria with any exceptions noted below.

Additional Comments:

Analyte Comments:

QC Batch: WETA/37174

D3: Sample was diluted due to the presence of high levels of non-target analytes or other matrix interference.

- MW-61R-201512 (Lab ID: 60208468003)
  - Nitrogen, NO2 plus NO3

This report shall not be reproduced, except in full,
without the written consent of Pace Analytical Services, Inc..

Pace Analytical Services, Inc.
9608 Loiret Blvd.
Lenexa, KS 66219
(913)599-5665

PROJECT NARRATIVE

Project: Fort Smith, AR
Pace Project No.: 60208468

Method: **EPA 353.2**
Description: 353.2 Nitrogen, NO2/NO3 unpres
Client: Environ_AR
Date: December 09, 2015

Analyte Comments:

QC Batch: WETA/37174

D3: Sample was diluted due to the presence of high levels of non-target analytes or other matrix interference.

- TMW-10-201512 (Lab ID: 60208468001)
  - Nitrogen, NO2 plus NO3
- TMW-11-201512 (Lab ID: 60208468002)
  - Nitrogen, NO2 plus NO3

This report shall not be reproduced, except in full,
without the written consent of Pace Analytical Services, Inc..

Pace Analytical Services, Inc.
9608 Loiret Blvd.
Lenexa, KS 66219
(913)599-5665

PROJECT NARRATIVE

Project: Fort Smith, AR
Pace Project No.: 60208468

Method: **SM 4500-CO2 D**
Description: Total Carbon Dioxide Calc
Client: Environ_AR
Date: December 09, 2015

General Information:
3 samples were analyzed for SM 4500-CO2 D. All samples were received in acceptable condition with any exceptions noted below or on the chain-of custody and/or the sample condition upon receipt form (SCUR) attached at the end of this report.

Hold Time:
The samples were analyzed within the method required hold times with any exceptions noted below.

Initial Calibrations (including MS Tune as applicable):
All criteria were within method requirements with any exceptions noted below.

Continuing Calibration:
All criteria were within method requirements with any exceptions noted below.

Method Blank:
All analytes were below the report limit in the method blank, where applicable, with any exceptions noted below.

Laboratory Control Spike:
All laboratory control spike compounds were within QC limits with any exceptions noted below.

Matrix Spikes:
All percent recoveries and relative percent differences (RPDs) were within acceptance criteria with any exceptions noted below.

Additional Comments:

This data package has been reviewed for quality and completeness and is approved for release.

This report shall not be reproduced, except in full,
without the written consent of Pace Analytical Services, Inc..

Pace Analytical Services, Inc.
9608 Loiret Blvd.
Lenexa, KS 66219
(913)599-5665

ANALYTICAL RESULTS

Project: Fort Smith, AR
Pace Project No.: 60208468

Sample: TMW-10-201512 **Lab ID: 60208468001** Collected: 12/01/15 14:00 Received: 12/02/15 08:45 Matrix: Water

Parameters	Results	Units	Report Limit	MDL	DF	Prepared	Analyzed	CAS No.	Qual
6010 MET ICP	Analytical Method: EPA 6010 Preparation Method: EPA 3010								
Iron	**1730**	ug/L	50.0	9.0	1	12/03/15 16:00	12/04/15 13:15	7439-89-6	
Manganese	**37.4**	ug/L	5.0	2.4	1	12/03/15 16:00	12/04/15 13:15	7439-96-5	
8260 MSV	Analytical Method: EPA 5030B/8260								
Acetone	**2.0J**	ug/L	10.0	1.9	1		12/04/15 12:41	67-64-1	B
Benzene	ND	ug/L	1.0	0.060	1		12/03/15 18:16	71-43-2	
Bromodichloromethane	ND	ug/L	1.0	0.19	1		12/03/15 18:16	75-27-4	
Bromoform	ND	ug/L	1.0	0.070	1		12/03/15 18:16	75-25-2	
Bromomethane	ND	ug/L	5.0	0.16	1		12/03/15 18:16	74-83-9	
2-Butanone (MEK)	ND	ug/L	10.0	0.59	1		12/04/15 12:41	78-93-3	
Carbon disulfide	ND	ug/L	5.0	0.12	1		12/03/15 18:16	75-15-0	
Carbon tetrachloride	ND	ug/L	1.0	0.18	1		12/03/15 18:16	56-23-5	
Chlorobenzene	ND	ug/L	1.0	0.21	1		12/03/15 18:16	108-90-7	
Chloroethane	ND	ug/L	1.0	0.15	1		12/03/15 18:16	75-00-3	
Chloroform	ND	ug/L	1.0	0.14	1		12/03/15 18:16	67-66-3	
Chloromethane	**0.29J**	ug/L	1.0	0.080	1		12/03/15 18:16	74-87-3	
Dibromochloromethane	ND	ug/L	1.0	0.21	1		12/03/15 18:16	124-48-1	
1,1-Dichloroethane	ND	ug/L	1.0	0.050	1		12/03/15 18:16	75-34-3	
1,2-Dichloroethane	ND	ug/L	1.0	0.12	1		12/03/15 18:16	107-06-2	
1,1-Dichloroethene	ND	ug/L	1.0	0.20	1		12/03/15 18:16	75-35-4	
cis-1,2-Dichloroethene	**0.88J**	ug/L	1.0	0.080	1		12/03/15 18:16	156-59-2	
trans-1,2-Dichloroethene	ND	ug/L	1.0	0.20	1		12/03/15 18:16	156-60-5	
1,2-Dichloropropane	ND	ug/L	1.0	0.16	1		12/03/15 18:16	78-87-5	
cis-1,3-Dichloropropene	ND	ug/L	1.0	0.14	1		12/03/15 18:16	10061-01-5	
trans-1,3-Dichloropropene	ND	ug/L	1.0	0.12	1		12/03/15 18:16	10061-02-6	
Ethylbenzene	ND	ug/L	1.0	0.18	1		12/03/15 18:16	100-41-4	
2-Hexanone	ND	ug/L	10.0	1.2	1		12/03/15 18:16	591-78-6	
Methylene chloride	ND	ug/L	1.0	0.15	1		12/03/15 18:16	75-09-2	
4-Methyl-2-pentanone (MIBK)	ND	ug/L	10.0	0.42	1		12/03/15 18:16	108-10-1	
Styrene	ND	ug/L	1.0	0.12	1		12/03/15 18:16	100-42-5	
1,1,2,2-Tetrachloroethane	ND	ug/L	1.0	0.15	1		12/03/15 18:16	79-34-5	
Tetrachloroethene	ND	ug/L	1.0	0.10	1		12/03/15 18:16	127-18-4	
Toluene	ND	ug/L	1.0	0.17	1		12/03/15 18:16	108-88-3	
1,1,1-Trichloroethane	ND	ug/L	1.0	0.11	1		12/03/15 18:16	71-55-6	
1,1,2-Trichloroethane	ND	ug/L	1.0	0.20	1		12/03/15 18:16	79-00-5	
Trichloroethene	**114**	ug/L	1.0	0.17	1		12/03/15 18:16	79-01-6	
Vinyl chloride	ND	ug/L	1.0	0.13	1		12/03/15 18:16	75-01-4	
Xylene (Total)	ND	ug/L	3.0	0.42	1		12/03/15 18:16	1330-20-7	
Surrogates									
4-Bromofluorobenzene (S)	101	%	80-120		1		12/03/15 18:16	460-00-4	
1,2-Dichloroethane-d4 (S)	102	%	80-120		1		12/03/15 18:16	17060-07-0	
Toluene-d8 (S)	101	%	80-120		1		12/03/15 18:16	2037-26-5	
Preservation pH	**1.0**		0.10	0.10	1		12/03/15 18:16		
2320B Alkalinity	Analytical Method: SM 2320B								
Alkalinity,Bicarbonate (CaCO3)	**154**	mg/L	20.0	2.0	1		12/03/15 09:21		

REPORT OF LABORATORY ANALYSIS

This report shall not be reproduced, except in full,
without the written consent of Pace Analytical Services, Inc..

Pace Analytical Services, Inc.
9608 Loiret Blvd.
Lenexa, KS 66219
(913)599-5665

ANALYTICAL RESULTS

Project: Fort Smith, AR
Pace Project No.: 60208468

Sample: TMW-10-201512 **Lab ID: 60208468001** Collected: 12/01/15 14:00 Received: 12/02/15 08:45 Matrix: Water

Parameters	Results	Units	Report Limit	MDL	DF	Prepared	Analyzed	CAS No.	Qual
2320B Alkalinity	Analytical Method: SM 2320B								
Alkalinity, Carbonate (CaCO3)	ND	mg/L	20.0	2.0	1		12/03/15 09:21		
Alkalinity, Total as CaCO3	**154**	mg/L	20.0	2.0	1		12/03/15 09:21		
	Analytical Method: SM 4500-H+B								
pH at 25 Degrees C	**6.3**	Std. Units	0.10	0.10	1		12/01/15 13:45		H6
300.0 IC Anions 28 Days	Analytical Method: EPA 300.0								
Sulfate	**3.7**	mg/L	1.0	0.24	1		12/03/15 20:59	14808-79-8	
353.2 Nitrogen, NO2/NO3 unpres	Analytical Method: EPA 353.2								
Nitrogen, Nitrate	**1.9**	mg/L	1.0	0.14	10		12/02/15 13:50		
Nitrogen, Nitrite	ND	mg/L	1.0	0.23	10		12/02/15 13:50		
Nitrogen, NO2 plus NO3	**1.9**	mg/L	1.0	0.14	10		12/02/15 13:50		D3
Total Carbon Dioxide Calc	Analytical Method: SM 4500-CO2 D								
Carbon Dioxide Calculation	**294**	mg/L	20.0	20.0	1		12/08/15 00:00		

REPORT OF LABORATORY ANALYSIS

This report shall not be reproduced, except in full,
without the written consent of Pace Analytical Services, Inc..

Pace Analytical Services, Inc.
9608 Loiret Blvd.
Lenexa, KS 66219
(913)599-5665

ANALYTICAL RESULTS

Project: Fort Smith, AR
Pace Project No.: 60208468

Sample: TMW-11-201512 **Lab ID: 60208468002** Collected: 12/01/15 13:40 Received: 12/02/15 08:45 Matrix: Water

Parameters	Results	Units	Report Limit	MDL	DF	Prepared	Analyzed	CAS No.	Qual
6010 MET ICP	Analytical Method: EPA 6010 Preparation Method: EPA 3010								
Iron	**193000**	ug/L	50.0	9.0	1	12/03/15 16:00	12/04/15 13:17	7439-89-6	
Manganese	**35900**	ug/L	50.0	24.1	10	12/03/15 16:00	12/04/15 15:44	7439-96-5	
8260 MSV	Analytical Method: EPA 5030B/8260								
Acetone	**1420**	ug/L	50.0	9.4	5		12/04/15 12:56	67-64-1	
Benzene	**0.15J**	ug/L	1.0	0.060	1		12/03/15 18:02	71-43-2	
Bromodichloromethane	ND	ug/L	1.0	0.19	1		12/03/15 18:02	75-27-4	
Bromoform	ND	ug/L	1.0	0.070	1		12/03/15 18:02	75-25-2	
Bromomethane	ND	ug/L	5.0	0.16	1		12/03/15 18:02	74-83-9	
2-Butanone (MEK)	**1410**	ug/L	50.0	3.0	5		12/04/15 12:56	78-93-3	
Carbon disulfide	**0.38J**	ug/L	5.0	0.12	1		12/03/15 18:02	75-15-0	
Carbon tetrachloride	ND	ug/L	1.0	0.18	1		12/03/15 18:02	56-23-5	
Chlorobenzene	ND	ug/L	1.0	0.21	1		12/03/15 18:02	108-90-7	
Chloroethane	**0.48J**	ug/L	1.0	0.15	1		12/03/15 18:02	75-00-3	
Chloroform	ND	ug/L	1.0	0.14	1		12/03/15 18:02	67-66-3	
Chloromethane	**0.46J**	ug/L	1.0	0.080	1		12/03/15 18:02	74-87-3	
Dibromochloromethane	ND	ug/L	1.0	0.21	1		12/03/15 18:02	124-48-1	
1,1-Dichloroethane	ND	ug/L	1.0	0.050	1		12/03/15 18:02	75-34-3	
1,2-Dichloroethane	ND	ug/L	1.0	0.12	1		12/03/15 18:02	107-06-2	
1,1-Dichloroethene	ND	ug/L	1.0	0.20	1		12/03/15 18:02	75-35-4	
cis-1,2-Dichloroethene	**5.8**	ug/L	1.0	0.080	1		12/03/15 18:02	156-59-2	
trans-1,2-Dichloroethene	**0.64J**	ug/L	1.0	0.20	1		12/03/15 18:02	156-60-5	
1,2-Dichloropropane	ND	ug/L	1.0	0.16	1		12/03/15 18:02	78-87-5	
cis-1,3-Dichloropropene	ND	ug/L	1.0	0.14	1		12/03/15 18:02	10061-01-5	
trans-1,3-Dichloropropene	ND	ug/L	1.0	0.12	1		12/03/15 18:02	10061-02-6	
Ethylbenzene	ND	ug/L	1.0	0.18	1		12/03/15 18:02	100-41-4	
2-Hexanone	**5.3J**	ug/L	10.0	1.2	1		12/03/15 18:02	591-78-6	
Methylene chloride	**0.30J**	ug/L	1.0	0.15	1		12/03/15 18:02	75-09-2	B
4-Methyl-2-pentanone (MIBK)	**1.6J**	ug/L	10.0	0.42	1		12/03/15 18:02	108-10-1	
Styrene	ND	ug/L	1.0	0.12	1		12/03/15 18:02	100-42-5	
1,1,2,2-Tetrachloroethane	ND	ug/L	1.0	0.15	1		12/03/15 18:02	79-34-5	
Tetrachloroethene	ND	ug/L	1.0	0.10	1		12/03/15 18:02	127-18-4	
Toluene	**0.57J**	ug/L	1.0	0.17	1		12/03/15 18:02	108-88-3	
1,1,1-Trichloroethane	ND	ug/L	1.0	0.11	1		12/03/15 18:02	71-55-6	
1,1,2-Trichloroethane	ND	ug/L	1.0	0.20	1		12/03/15 18:02	79-00-5	
Trichloroethene	**0.63J**	ug/L	1.0	0.17	1		12/03/15 18:02	79-01-6	
Vinyl chloride	ND	ug/L	1.0	0.13	1		12/03/15 18:02	75-01-4	
Xylene (Total)	ND	ug/L	3.0	0.42	1		12/03/15 18:02	1330-20-7	
Surrogates									
4-Bromofluorobenzene (S)	100	%	80-120		1		12/03/15 18:02	460-00-4	
1,2-Dichloroethane-d4 (S)	102	%	80-120		1		12/03/15 18:02	17060-07-0	
Toluene-d8 (S)	100	%	80-120		1		12/03/15 18:02	2037-26-5	
Preservation pH	**6.0**		0.10	0.10	1		12/03/15 18:02		pH
2320B Alkalinity	Analytical Method: SM 2320B								
Alkalinity,Bicarbonate (CaCO3)	**2630**	mg/L	60.0	6.0	3		12/03/15 12:59		

REPORT OF LABORATORY ANALYSIS

This report shall not be reproduced, except in full,
without the written consent of Pace Analytical Services, Inc..

Pace Analytical Services, Inc.
9608 Loiret Blvd.
Lenexa, KS 66219
(913)599-5665

ANALYTICAL RESULTS

Project: Fort Smith, AR
Pace Project No.: 60208468

Sample: TMW-11-201512 **Lab ID: 60208468002** Collected: 12/01/15 13:40 Received: 12/02/15 08:45 Matrix: Water

Parameters	Results	Units	Report Limit	MDL	DF	Prepared	Analyzed	CAS No.	Qual
2320B Alkalinity	Analytical Method: SM 2320B								
Alkalinity, Carbonate (CaCO3)	ND	mg/L	60.0	6.0	3		12/03/15 12:59		
Alkalinity, Total as CaCO3	**2630**	mg/L	60.0	6.0	3		12/03/15 12:59		
	Analytical Method: SM 4500-H+B								
pH at 25 Degrees C	**6.7**	Std. Units	0.10	0.10	1		12/01/15 13:40		H6
300.0 IC Anions 28 Days	Analytical Method: EPA 300.0								
Sulfate	**0.91J**	mg/L	1.0	0.24	1		12/03/15 21:14	14808-79-8	
353.2 Nitrogen, NO2/NO3 unpres	Analytical Method: EPA 353.2								
Nitrogen, Nitrate	ND	mg/L	1.0	0.14	10		12/02/15 13:51		
Nitrogen, Nitrite	ND	mg/L	1.0	0.23	10		12/02/15 13:51		
Nitrogen, NO2 plus NO3	ND	mg/L	1.0	0.14	10		12/02/15 13:51		D3
Total Carbon Dioxide Calc	Analytical Method: SM 4500-CO2 D								
Carbon Dioxide Calculation	**3270**	mg/L	20.0	20.0	1		12/08/15 00:00		

This report shall not be reproduced, except in full,
without the written consent of Pace Analytical Services, Inc..

Pace Analytical Services, Inc.
9608 Loiret Blvd.
Lenexa, KS 66219
(913)599-5665

ANALYTICAL RESULTS

Project: Fort Smith, AR
Pace Project No.: 60208468

Sample: MW-61R-201512 **Lab ID: 60208468003** Collected: 12/01/15 16:00 Received: 12/02/15 08:45 Matrix: Water

Parameters	Results	Units	Report Limit	MDL	DF	Prepared	Analyzed	CAS No.	Qual
6010 MET ICP	Analytical Method: EPA 6010 Preparation Method: EPA 3010								
Iron	**52400**	ug/L	50.0	9.0	1	12/03/15 16:00	12/04/15 13:20	7439-89-6	
Manganese	**6320**	ug/L	5.0	2.4	1	12/03/15 16:00	12/04/15 13:20	7439-96-5	
8260 MSV	Analytical Method: EPA 5030B/8260								
Acetone	**148**	ug/L	10.0	1.9	1		12/03/15 17:47	67-64-1	
Benzene	**0.10J**	ug/L	1.0	0.060	1		12/03/15 17:47	71-43-2	
Bromodichloromethane	ND	ug/L	1.0	0.19	1		12/03/15 17:47	75-27-4	
Bromoform	ND	ug/L	1.0	0.070	1		12/03/15 17:47	75-25-2	
Bromomethane	ND	ug/L	5.0	0.16	1		12/03/15 17:47	74-83-9	
2-Butanone (MEK)	**233**	ug/L	10.0	0.59	1		12/03/15 17:47	78-93-3	
Carbon disulfide	**0.27J**	ug/L	5.0	0.12	1		12/03/15 17:47	75-15-0	
Carbon tetrachloride	ND	ug/L	1.0	0.18	1		12/03/15 17:47	56-23-5	
Chlorobenzene	ND	ug/L	1.0	0.21	1		12/03/15 17:47	108-90-7	
Chloroethane	ND	ug/L	1.0	0.15	1		12/03/15 17:47	75-00-3	
Chloroform	ND	ug/L	1.0	0.14	1		12/03/15 17:47	67-66-3	
Chloromethane	**0.52J**	ug/L	1.0	0.080	1		12/03/15 17:47	74-87-3	
Dibromochloromethane	ND	ug/L	1.0	0.21	1		12/03/15 17:47	124-48-1	
1,1-Dichloroethane	ND	ug/L	1.0	0.050	1		12/03/15 17:47	75-34-3	
1,2-Dichloroethane	ND	ug/L	1.0	0.12	1		12/03/15 17:47	107-06-2	
1,1-Dichloroethene	ND	ug/L	1.0	0.20	1		12/03/15 17:47	75-35-4	
cis-1,2-Dichloroethene	**4.6**	ug/L	1.0	0.080	1		12/03/15 17:47	156-59-2	
trans-1,2-Dichloroethene	**0.36J**	ug/L	1.0	0.20	1		12/03/15 17:47	156-60-5	
1,2-Dichloropropane	ND	ug/L	1.0	0.16	1		12/03/15 17:47	78-87-5	
cis-1,3-Dichloropropene	ND	ug/L	1.0	0.14	1		12/03/15 17:47	10061-01-5	
trans-1,3-Dichloropropene	ND	ug/L	1.0	0.12	1		12/03/15 17:47	10061-02-6	
Ethylbenzene	ND	ug/L	1.0	0.18	1		12/03/15 17:47	100-41-4	
2-Hexanone	ND	ug/L	10.0	1.2	1		12/03/15 17:47	591-78-6	
Methylene chloride	**0.26J**	ug/L	1.0	0.15	1		12/03/15 17:47	75-09-2	B
4-Methyl-2-pentanone (MIBK)	**0.61J**	ug/L	10.0	0.42	1		12/03/15 17:47	108-10-1	
Styrene	ND	ug/L	1.0	0.12	1		12/03/15 17:47	100-42-5	
1,1,2,2-Tetrachloroethane	ND	ug/L	1.0	0.15	1		12/03/15 17:47	79-34-5	
Tetrachloroethene	**0.16J**	ug/L	1.0	0.10	1		12/03/15 17:47	127-18-4	
Toluene	**0.46J**	ug/L	1.0	0.17	1		12/03/15 17:47	108-88-3	
1,1,1-Trichloroethane	ND	ug/L	1.0	0.11	1		12/03/15 17:47	71-55-6	
1,1,2-Trichloroethane	ND	ug/L	1.0	0.20	1		12/03/15 17:47	79-00-5	
Trichloroethene	**5.0**	ug/L	1.0	0.17	1		12/03/15 17:47	79-01-6	
Vinyl chloride	ND	ug/L	1.0	0.13	1		12/03/15 17:47	75-01-4	
Xylene (Total)	ND	ug/L	3.0	0.42	1		12/03/15 17:47	1330-20-7	
Surrogates									
4-Bromofluorobenzene (S)	102	%	80-120		1		12/03/15 17:47	460-00-4	
1,2-Dichloroethane-d4 (S)	100	%	80-120		1		12/03/15 17:47	17060-07-0	
Toluene-d8 (S)	97	%	80-120		1		12/03/15 17:47	2037-26-5	
Preservation pH	**1.0**		0.10	0.10	1		12/03/15 17:47		
2320B Alkalinity	Analytical Method: SM 2320B								
Alkalinity,Bicarbonate (CaCO3)	**862**	mg/L	20.0	2.0	1		12/03/15 09:55		

REPORT OF LABORATORY ANALYSIS

This report shall not be reproduced, except in full,
without the written consent of Pace Analytical Services, Inc..

Pace Analytical Services, Inc.
9608 Loiret Blvd.
Lenexa, KS 66219
(913)599-5665

ANALYTICAL RESULTS

Project: Fort Smith, AR
Pace Project No.: 60208468

Sample: MW-61R-201512 **Lab ID: 60208468003** Collected: 12/01/15 16:00 Received: 12/02/15 08:45 Matrix: Water

Parameters	Results	Units	Report Limit	MDL	DF	Prepared	Analyzed	CAS No.	Qual
2320B Alkalinity	Analytical Method: SM 2320B								
Alkalinity, Carbonate (CaCO3)	ND	mg/L	20.0	2.0	1		12/03/15 09:55		
Alkalinity, Total as CaCO3	**862**	mg/L	20.0	2.0	1		12/03/15 09:55		
	Analytical Method: SM 4500-H+B								
pH at 25 Degrees C	**6.8**	Std. Units	0.10	0.10	1		12/01/15 16:05		H6
300.0 IC Anions 28 Days	Analytical Method: EPA 300.0								
Sulfate	**7.4**	mg/L	1.0	0.24	1		12/03/15 21:28	14808-79-8	
353.2 Nitrogen, NO2/NO3 unpres	Analytical Method: EPA 353.2								
Nitrogen, Nitrate	ND	mg/L	1.0	0.14	10		12/02/15 13:51		
Nitrogen, Nitrite	ND	mg/L	1.0	0.23	10		12/02/15 13:51		
Nitrogen, NO2 plus NO3	ND	mg/L	1.0	0.14	10		12/02/15 13:51		D3
Total Carbon Dioxide Calc	Analytical Method: SM 4500-CO2 D								
Carbon Dioxide Calculation	**1000**	mg/L	20.0	20.0	1		12/08/15 00:00		

REPORT OF LABORATORY ANALYSIS

This report shall not be reproduced, except in full,
without the written consent of Pace Analytical Services, Inc..

Pace Analytical Services, Inc.
9608 Loiret Blvd.
Lenexa, KS 66219
(913)599-5665

ANALYTICAL RESULTS

Project: Fort Smith, AR
Pace Project No.: 60208468

Sample: MW-23-201512 **Lab ID: 60208468004** Collected: 12/01/15 16:38 Received: 12/02/15 08:45 Matrix: Water

Parameters	Results	Units	Report Limit	MDL	DF	Prepared	Analyzed	CAS No.	Qual
8260 MSV	Analytical Method: EPA 5030B/8260								
Acetone	**8.2J**	ug/L	10.0	1.9	1		12/03/15 15:07	67-64-1	
Benzene	ND	ug/L	1.0	0.060	1		12/03/15 15:07	71-43-2	
Bromodichloromethane	ND	ug/L	1.0	0.19	1		12/03/15 15:07	75-27-4	
Bromoform	ND	ug/L	1.0	0.070	1		12/03/15 15:07	75-25-2	
Bromomethane	**1.1J**	ug/L	5.0	0.16	1		12/03/15 15:07	74-83-9	
2-Butanone (MEK)	ND	ug/L	10.0	0.59	1		12/03/15 15:07	78-93-3	
Carbon disulfide	ND	ug/L	5.0	0.12	1		12/03/15 15:07	75-15-0	
Carbon tetrachloride	ND	ug/L	1.0	0.18	1		12/03/15 15:07	56-23-5	
Chlorobenzene	ND	ug/L	1.0	0.21	1		12/03/15 15:07	108-90-7	
Chloroethane	ND	ug/L	1.0	0.15	1		12/03/15 15:07	75-00-3	
Chloroform	ND	ug/L	1.0	0.14	1		12/03/15 15:07	67-66-3	
Chloromethane	**1.2**	ug/L	1.0	0.080	1		12/03/15 15:07	74-87-3	
Dibromochloromethane	ND	ug/L	1.0	0.21	1		12/03/15 15:07	124-48-1	
1,1-Dichloroethane	ND	ug/L	1.0	0.050	1		12/03/15 15:07	75-34-3	
1,2-Dichloroethane	ND	ug/L	1.0	0.12	1		12/03/15 15:07	107-06-2	
1,1-Dichloroethene	ND	ug/L	1.0	0.20	1		12/03/15 15:07	75-35-4	
cis-1,2-Dichloroethene	ND	ug/L	1.0	0.080	1		12/03/15 15:07	156-59-2	
trans-1,2-Dichloroethene	ND	ug/L	1.0	0.20	1		12/03/15 15:07	156-60-5	
1,2-Dichloropropane	ND	ug/L	1.0	0.16	1		12/03/15 15:07	78-87-5	
cis-1,3-Dichloropropene	ND	ug/L	1.0	0.14	1		12/03/15 15:07	10061-01-5	
trans-1,3-Dichloropropene	ND	ug/L	1.0	0.12	1		12/03/15 15:07	10061-02-6	
Ethylbenzene	ND	ug/L	1.0	0.18	1		12/03/15 15:07	100-41-4	
2-Hexanone	ND	ug/L	10.0	1.2	1		12/03/15 15:07	591-78-6	
Methylene chloride	ND	ug/L	1.0	0.15	1		12/03/15 15:07	75-09-2	
4-Methyl-2-pentanone (MIBK)	**3.5J**	ug/L	10.0	0.42	1		12/03/15 15:07	108-10-1	
Styrene	ND	ug/L	1.0	0.12	1		12/03/15 15:07	100-42-5	
1,1,2,2-Tetrachloroethane	ND	ug/L	1.0	0.15	1		12/03/15 15:07	79-34-5	
Tetrachloroethene	ND	ug/L	1.0	0.10	1		12/03/15 15:07	127-18-4	
Toluene	ND	ug/L	1.0	0.17	1		12/03/15 15:07	108-88-3	
1,1,1-Trichloroethane	ND	ug/L	1.0	0.11	1		12/03/15 15:07	71-55-6	
1,1,2-Trichloroethane	ND	ug/L	1.0	0.20	1		12/03/15 15:07	79-00-5	
Trichloroethene	ND	ug/L	1.0	0.17	1		12/03/15 15:07	79-01-6	
Vinyl chloride	ND	ug/L	1.0	0.13	1		12/03/15 15:07	75-01-4	
Xylene (Total)	ND	ug/L	3.0	0.42	1		12/03/15 15:07	1330-20-7	
Surrogates									
4-Bromofluorobenzene (S)	101	%	80-120		1		12/03/15 15:07	460-00-4	
1,2-Dichloroethane-d4 (S)	107	%	80-120		1		12/03/15 15:07	17060-07-0	
Toluene-d8 (S)	100	%	80-120		1		12/03/15 15:07	2037-26-5	
Preservation pH	**10.0**		0.10	0.10	1		12/03/15 15:07		

REPORT OF LABORATORY ANALYSIS

This report shall not be reproduced, except in full,
without the written consent of Pace Analytical Services, Inc..

Pace Analytical Services, Inc.
9608 Loiret Blvd.
Lenexa, KS 66219
(913)599-5665

ANALYTICAL RESULTS

Project: Fort Smith, AR
Pace Project No.: 60208468

Sample: TB-1-201512 **Lab ID: 60208468005** Collected: 12/01/15 08:00 Received: 12/02/15 08:45 Matrix: Water

Parameters	Results	Units	Report Limit	MDL	DF	Prepared	Analyzed	CAS No.	Qual
8260 MSV	Analytical Method: EPA 5030B/8260								
Acetone	**1.9J**	ug/L	10.0	1.9	1		12/03/15 10:59	67-64-1	
Benzene	ND	ug/L	1.0	0.060	1		12/03/15 10:59	71-43-2	
Bromodichloromethane	ND	ug/L	1.0	0.19	1		12/03/15 10:59	75-27-4	
Bromoform	ND	ug/L	1.0	0.070	1		12/03/15 10:59	75-25-2	
Bromomethane	ND	ug/L	5.0	0.16	1		12/03/15 10:59	74-83-9	
2-Butanone (MEK)	ND	ug/L	10.0	0.59	1		12/03/15 10:59	78-93-3	
Carbon disulfide	ND	ug/L	5.0	0.12	1		12/03/15 10:59	75-15-0	
Carbon tetrachloride	ND	ug/L	1.0	0.18	1		12/03/15 10:59	56-23-5	
Chlorobenzene	ND	ug/L	1.0	0.21	1		12/03/15 10:59	108-90-7	
Chloroethane	ND	ug/L	1.0	0.15	1		12/03/15 10:59	75-00-3	
Chloroform	ND	ug/L	1.0	0.14	1		12/03/15 10:59	67-66-3	
Chloromethane	ND	ug/L	1.0	0.080	1		12/03/15 10:59	74-87-3	
Dibromochloromethane	ND	ug/L	1.0	0.21	1		12/03/15 10:59	124-48-1	
1,1-Dichloroethane	ND	ug/L	1.0	0.050	1		12/03/15 10:59	75-34-3	
1,2-Dichloroethane	ND	ug/L	1.0	0.12	1		12/03/15 10:59	107-06-2	
1,1-Dichloroethene	ND	ug/L	1.0	0.20	1		12/03/15 10:59	75-35-4	
cis-1,2-Dichloroethene	ND	ug/L	1.0	0.080	1		12/03/15 10:59	156-59-2	
trans-1,2-Dichloroethene	ND	ug/L	1.0	0.20	1		12/03/15 10:59	156-60-5	
1,2-Dichloropropane	ND	ug/L	1.0	0.16	1		12/03/15 10:59	78-87-5	
cis-1,3-Dichloropropene	ND	ug/L	1.0	0.14	1		12/03/15 10:59	10061-01-5	
trans-1,3-Dichloropropene	ND	ug/L	1.0	0.12	1		12/03/15 10:59	10061-02-6	
Ethylbenzene	ND	ug/L	1.0	0.18	1		12/03/15 10:59	100-41-4	
2-Hexanone	ND	ug/L	10.0	1.2	1		12/03/15 10:59	591-78-6	
Methylene chloride	**0.43J**	ug/L	1.0	0.15	1		12/03/15 10:59	75-09-2	B
4-Methyl-2-pentanone (MIBK)	ND	ug/L	10.0	0.42	1		12/03/15 10:59	108-10-1	
Styrene	ND	ug/L	1.0	0.12	1		12/03/15 10:59	100-42-5	
1,1,2,2-Tetrachloroethane	ND	ug/L	1.0	0.15	1		12/03/15 10:59	79-34-5	
Tetrachloroethene	ND	ug/L	1.0	0.10	1		12/03/15 10:59	127-18-4	
Toluene	ND	ug/L	1.0	0.17	1		12/03/15 10:59	108-88-3	
1,1,1-Trichloroethane	ND	ug/L	1.0	0.11	1		12/03/15 10:59	71-55-6	
1,1,2-Trichloroethane	ND	ug/L	1.0	0.20	1		12/03/15 10:59	79-00-5	
Trichloroethene	ND	ug/L	1.0	0.17	1		12/03/15 10:59	79-01-6	
Vinyl chloride	ND	ug/L	1.0	0.13	1		12/03/15 10:59	75-01-4	
Xylene (Total)	ND	ug/L	3.0	0.42	1		12/03/15 10:59	1330-20-7	
Surrogates									
4-Bromofluorobenzene (S)	99	%	80-120		1		12/03/15 10:59	460-00-4	
1,2-Dichloroethane-d4 (S)	97	%	80-120		1		12/03/15 10:59	17060-07-0	
Toluene-d8 (S)	101	%	80-120		1		12/03/15 10:59	2037-26-5	
Preservation pH	**1.0**		0.10	0.10	1		12/03/15 10:59		

REPORT OF LABORATORY ANALYSIS

This report shall not be reproduced, except in full,
without the written consent of Pace Analytical Services, Inc..

Pace Analytical Services, Inc.
9608 Loiret Blvd.
Lenexa, KS 66219
(913)599-5665

QUALITY CONTROL DATA

Project: Fort Smith, AR
Pace Project No.: 60208468

QC Batch: MPRP/34123 Analysis Method: EPA 6010
QC Batch Method: EPA 3010 Analysis Description: 6010 MET
Associated Lab Samples: 60208468001, 60208468002, 60208468003

METHOD BLANK: 1678074 Matrix: Water
Associated Lab Samples: 60208468001, 60208468002, 60208468003

Parameter	Units	Blank Result	Reporting Limit	MDL	Analyzed	Qualifiers
Iron	ug/L	ND	50.0	9.0	12/04/15 12:54	
Manganese	ug/L	ND	5.0	2.4	12/04/15 12:54	

LABORATORY CONTROL SAMPLE: 1678075

Parameter	Units	Spike Conc.	LCS Result	LCS % Rec	% Rec Limits	Qualifiers
Iron	ug/L	10000	10200	102	80-120	
Manganese	ug/L	1000	946	95	80-120	

MATRIX SPIKE & MATRIX SPIKE DUPLICATE: 1678076 1678077

Parameter	Units	60208421004 Result	MS Spike Conc.	MSD Spike Conc.	MS Result	MSD Result	MS % Rec	MSD % Rec	% Rec Limits	RPD	Max RPD	Qual
Iron	ug/L	682	10000	10000	10600	10900	99	102	75-125	3	20	
Manganese	ug/L	2080	1000	1000	2950	2980	87	90	75-125	1	20	

Results presented on this page are in the units indicated by the "Units" column except where an alternate unit is presented to the right of the result.

REPORT OF LABORATORY ANALYSIS

This report shall not be reproduced, except in full,
without the written consent of Pace Analytical Services, Inc..

Pace Analytical Services, Inc.
9608 Loiret Blvd.
Lenexa, KS 66219
(913)599-5665

QUALITY CONTROL DATA

Project: Fort Smith, AR
Pace Project No.: 60208468

QC Batch: MSV/73133
QC Batch Method: EPA 5030B/8260
Analysis Method: EPA 5030B/8260
Analysis Description: 8260 MSV Water 10 mL Purge
Associated Lab Samples: 60208468005

METHOD BLANK: 1677818
Matrix: Water
Associated Lab Samples: 60208468005

Parameter	Units	Blank Result	Reporting Limit	MDL	Analyzed	Qualifiers
1,1,1-Trichloroethane	ug/L	ND	1.0	0.11	12/03/15 10:16	
1,1,2,2-Tetrachloroethane	ug/L	ND	1.0	0.15	12/03/15 10:16	
1,1,2-Trichloroethane	ug/L	ND	1.0	0.20	12/03/15 10:16	
1,1-Dichloroethane	ug/L	ND	1.0	0.050	12/03/15 10:16	
1,1-Dichloroethene	ug/L	ND	1.0	0.20	12/03/15 10:16	
1,2-Dichloroethane	ug/L	ND	1.0	0.12	12/03/15 10:16	
1,2-Dichloropropane	ug/L	ND	1.0	0.16	12/03/15 10:16	
2-Butanone (MEK)	ug/L	ND	10.0	0.59	12/03/15 10:16	
2-Hexanone	ug/L	ND	10.0	1.2	12/03/15 10:16	
4-Methyl-2-pentanone (MIBK)	ug/L	ND	10.0	0.42	12/03/15 10:16	
Acetone	ug/L	ND	10.0	1.9	12/03/15 10:16	
Benzene	ug/L	ND	1.0	0.060	12/03/15 10:16	
Bromodichloromethane	ug/L	ND	1.0	0.19	12/03/15 10:16	
Bromoform	ug/L	ND	1.0	0.070	12/03/15 10:16	
Bromomethane	ug/L	ND	5.0	0.16	12/03/15 10:16	
Carbon disulfide	ug/L	ND	5.0	0.12	12/03/15 10:16	
Carbon tetrachloride	ug/L	ND	1.0	0.18	12/03/15 10:16	
Chlorobenzene	ug/L	ND	1.0	0.21	12/03/15 10:16	
Chloroethane	ug/L	ND	1.0	0.15	12/03/15 10:16	
Chloroform	ug/L	ND	1.0	0.14	12/03/15 10:16	
Chloromethane	ug/L	ND	1.0	0.080	12/03/15 10:16	
cis-1,2-Dichloroethene	ug/L	ND	1.0	0.080	12/03/15 10:16	
cis-1,3-Dichloropropene	ug/L	ND	1.0	0.14	12/03/15 10:16	
Dibromochloromethane	ug/L	ND	1.0	0.21	12/03/15 10:16	
Ethylbenzene	ug/L	ND	1.0	0.18	12/03/15 10:16	
Methylene chloride	ug/L	0.30J	1.0	0.15	12/03/15 10:16	
Styrene	ug/L	ND	1.0	0.12	12/03/15 10:16	
Tetrachloroethene	ug/L	ND	1.0	0.10	12/03/15 10:16	
Toluene	ug/L	ND	1.0	0.17	12/03/15 10:16	
trans-1,2-Dichloroethene	ug/L	ND	1.0	0.20	12/03/15 10:16	
trans-1,3-Dichloropropene	ug/L	ND	1.0	0.12	12/03/15 10:16	
Trichloroethene	ug/L	ND	1.0	0.17	12/03/15 10:16	
Vinyl chloride	ug/L	ND	1.0	0.13	12/03/15 10:16	
Xylene (Total)	ug/L	ND	3.0	0.42	12/03/15 10:16	
1,2-Dichloroethane-d4 (S)	%	99	80-120		12/03/15 10:16	
4-Bromofluorobenzene (S)	%	98	80-120		12/03/15 10:16	
Toluene-d8 (S)	%	98	80-120		12/03/15 10:16	

Results presented on this page are in the units indicated by the "Units" column except where an alternate unit is presented to the right of the result.

REPORT OF LABORATORY ANALYSIS

This report shall not be reproduced, except in full,
without the written consent of Pace Analytical Services, Inc..

Pace Analytical Services, Inc.
9608 Loiret Blvd.
Lenexa, KS 66219
(913)599-5665

QUALITY CONTROL DATA

Project: Fort Smith, AR
Pace Project No.: 60208468

LABORATORY CONTROL SAMPLE: 1677819

Parameter	Units	Spike Conc.	LCS Result	LCS % Rec	% Rec Limits	Qualifiers
1,1,1-Trichloroethane	ug/L	20	19.1	95	80-120	
1,1,2,2-Tetrachloroethane	ug/L	20	18.9	94	73-121	
1,1,2-Trichloroethane	ug/L	20	18.8	94	80-120	
1,1-Dichloroethane	ug/L	20	20.2	101	80-120	
1,1-Dichloroethene	ug/L	20	19.0	95	80-120	
1,2-Dichloroethane	ug/L	20	19.3	97	81-120	
1,2-Dichloropropane	ug/L	20	20.1	100	80-120	
2-Butanone (MEK)	ug/L	100	106	106	67-122	
2-Hexanone	ug/L	100	107	107	75-121	
4-Methyl-2-pentanone (MIBK)	ug/L	100	108	108	76-120	
Acetone	ug/L	100	106	106	72-120	
Benzene	ug/L	20	19.9	99	80-120	
Bromodichloromethane	ug/L	20	21.2	106	80-120	
Bromoform	ug/L	20	18.1	91	73-138	
Bromomethane	ug/L	20	21.6	108	38-137	
Carbon disulfide	ug/L	20	20.4	102	71-129	
Carbon tetrachloride	ug/L	20	19.2	96	67-146	
Chlorobenzene	ug/L	20	19.4	97	80-120	
Chloroethane	ug/L	20	18.2	91	76-120	
Chloroform	ug/L	20	18.7	93	80-120	
Chloromethane	ug/L	20	17.1	86	34-165	
cis-1,2-Dichloroethene	ug/L	20	20.3	102	80-120	
cis-1,3-Dichloropropene	ug/L	20	19.6	98	80-120	
Dibromochloromethane	ug/L	20	20.3	101	80-126	
Ethylbenzene	ug/L	20	18.8	94	80-120	
Methylene chloride	ug/L	20	19.2	96	80-120	
Styrene	ug/L	20	20.4	102	80-123	
Tetrachloroethene	ug/L	20	19.2	96	80-123	
Toluene	ug/L	20	19.9	99	80-120	
trans-1,2-Dichloroethene	ug/L	20	16.3	81	80-120	
trans-1,3-Dichloropropene	ug/L	20	20.8	104	80-129	
Trichloroethene	ug/L	20	18.6	93	80-120	
Vinyl chloride	ug/L	20	19.1	95	62-125	
Xylene (Total)	ug/L	60	58.9	98	80-120	
1,2-Dichloroethane-d4 (S)	%			99	80-120	
4-Bromofluorobenzene (S)	%			98	80-120	
Toluene-d8 (S)	%			102	80-120	

Results presented on this page are in the units indicated by the "Units" column except where an alternate unit is presented to the right of the result.

REPORT OF LABORATORY ANALYSIS

This report shall not be reproduced, except in full,
without the written consent of Pace Analytical Services, Inc..

Pace Analytical Services, Inc.
9608 Loiret Blvd.
Lenexa, KS 66219
(913)599-5665

QUALITY CONTROL DATA

Project: Fort Smith, AR
Pace Project No.: 60208468

QC Batch: MSV/73137 Analysis Method: EPA 5030B/8260
QC Batch Method: EPA 5030B/8260 Analysis Description: 8260 MSV Water 10 mL Purge
Associated Lab Samples: 60208468001, 60208468002, 60208468003

METHOD BLANK: 1678115 Matrix: Water
Associated Lab Samples: 60208468001, 60208468002, 60208468003

Parameter	Units	Blank Result	Reporting Limit	MDL	Analyzed	Qualifiers
1,1,1-Trichloroethane	ug/L	ND	1.0	0.11	12/03/15 16:34	
1,1,2,2-Tetrachloroethane	ug/L	ND	1.0	0.15	12/03/15 16:34	
1,1,2-Trichloroethane	ug/L	ND	1.0	0.20	12/03/15 16:34	
1,1-Dichloroethane	ug/L	ND	1.0	0.050	12/03/15 16:34	
1,1-Dichloroethene	ug/L	ND	1.0	0.20	12/03/15 16:34	
1,2-Dichloroethane	ug/L	ND	1.0	0.12	12/03/15 16:34	
1,2-Dichloropropane	ug/L	ND	1.0	0.16	12/03/15 16:34	
2-Butanone (MEK)	ug/L	ND	10.0	0.59	12/03/15 16:34	
2-Hexanone	ug/L	ND	10.0	1.2	12/03/15 16:34	
4-Methyl-2-pentanone (MIBK)	ug/L	ND	10.0	0.42	12/03/15 16:34	
Acetone	ug/L	ND	10.0	1.9	12/03/15 16:34	
Benzene	ug/L	ND	1.0	0.060	12/03/15 16:34	
Bromodichloromethane	ug/L	ND	1.0	0.19	12/03/15 16:34	
Bromoform	ug/L	ND	1.0	0.070	12/03/15 16:34	
Bromomethane	ug/L	ND	5.0	0.16	12/03/15 16:34	
Carbon disulfide	ug/L	ND	5.0	0.12	12/03/15 16:34	
Carbon tetrachloride	ug/L	ND	1.0	0.18	12/03/15 16:34	
Chlorobenzene	ug/L	ND	1.0	0.21	12/03/15 16:34	
Chloroethane	ug/L	ND	1.0	0.15	12/03/15 16:34	
Chloroform	ug/L	ND	1.0	0.14	12/03/15 16:34	
Chloromethane	ug/L	ND	1.0	0.080	12/03/15 16:34	
cis-1,2-Dichloroethene	ug/L	ND	1.0	0.080	12/03/15 16:34	
cis-1,3-Dichloropropene	ug/L	ND	1.0	0.14	12/03/15 16:34	
Dibromochloromethane	ug/L	ND	1.0	0.21	12/03/15 16:34	
Ethylbenzene	ug/L	ND	1.0	0.18	12/03/15 16:34	
Methylene chloride	ug/L	0.27J	1.0	0.15	12/03/15 16:34	
Styrene	ug/L	ND	1.0	0.12	12/03/15 16:34	
Tetrachloroethene	ug/L	ND	1.0	0.10	12/03/15 16:34	
Toluene	ug/L	ND	1.0	0.17	12/03/15 16:34	
trans-1,2-Dichloroethene	ug/L	ND	1.0	0.20	12/03/15 16:34	
trans-1,3-Dichloropropene	ug/L	ND	1.0	0.12	12/03/15 16:34	
Trichloroethene	ug/L	ND	1.0	0.17	12/03/15 16:34	
Vinyl chloride	ug/L	ND	1.0	0.13	12/03/15 16:34	
Xylene (Total)	ug/L	ND	3.0	0.42	12/03/15 16:34	
1,2-Dichloroethane-d4 (S)	%	98	80-120		12/03/15 16:34	
4-Bromofluorobenzene (S)	%	101	80-120		12/03/15 16:34	
Toluene-d8 (S)	%	98	80-120		12/03/15 16:34	

Results presented on this page are in the units indicated by the "Units" column except where an alternate unit is presented to the right of the result.

REPORT OF LABORATORY ANALYSIS

This report shall not be reproduced, except in full,
without the written consent of Pace Analytical Services, Inc..

Pace Analytical Services, Inc.
9608 Loiret Blvd.
Lenexa, KS 66219
(913)599-5665

QUALITY CONTROL DATA

Project: Fort Smith, AR
Pace Project No.: 60208468

LABORATORY CONTROL SAMPLE: 1678116

Parameter	Units	Spike Conc.	LCS Result	LCS % Rec	% Rec Limits	Qualifiers
1,1,1-Trichloroethane	ug/L	20	19.9	100	80-120	
1,1,2,2-Tetrachloroethane	ug/L	20	18.3	91	73-121	
1,1,2-Trichloroethane	ug/L	20	19.8	99	80-120	
1,1-Dichloroethane	ug/L	20	21.0	105	80-120	
1,1-Dichloroethene	ug/L	20	19.5	98	80-120	
1,2-Dichloroethane	ug/L	20	20.6	103	81-120	
1,2-Dichloropropane	ug/L	20	20.4	102	80-120	
2-Butanone (MEK)	ug/L	100	112	112	67-122	
2-Hexanone	ug/L	100	110	110	75-121	
4-Methyl-2-pentanone (MIBK)	ug/L	100	109	109	76-120	
Acetone	ug/L	100	105	105	72-120	
Benzene	ug/L	20	20.9	104	80-120	
Bromodichloromethane	ug/L	20	21.5	107	80-120	
Bromoform	ug/L	20	18.0	90	73-138	
Bromomethane	ug/L	20	22.2	111	38-137	
Carbon disulfide	ug/L	20	20.3	101	71-129	
Carbon tetrachloride	ug/L	20	20.6	103	67-146	
Chlorobenzene	ug/L	20	20.2	101	80-120	
Chloroethane	ug/L	20	19.0	95	76-120	
Chloroform	ug/L	20	19.8	99	80-120	
Chloromethane	ug/L	20	21.1	106	34-165	
cis-1,2-Dichloroethene	ug/L	20	20.3	101	80-120	
cis-1,3-Dichloropropene	ug/L	20	20.3	101	80-120	
Dibromochloromethane	ug/L	20	21.5	108	80-126	
Ethylbenzene	ug/L	20	19.5	97	80-120	
Methylene chloride	ug/L	20	19.4	97	80-120	
Styrene	ug/L	20	21.1	106	80-123	
Tetrachloroethene	ug/L	20	19.5	98	80-123	
Toluene	ug/L	20	20.1	100	80-120	
trans-1,2-Dichloroethene	ug/L	20	18.1	90	80-120	
trans-1,3-Dichloropropene	ug/L	20	21.2	106	80-129	
Trichloroethene	ug/L	20	19.8	99	80-120	
Vinyl chloride	ug/L	20	19.3	97	62-125	
Xylene (Total)	ug/L	60	60.6	101	80-120	
1,2-Dichloroethane-d4 (S)	%			100	80-120	
4-Bromofluorobenzene (S)	%			102	80-120	
Toluene-d8 (S)	%			99	80-120	

Results presented on this page are in the units indicated by the "Units" column except where an alternate unit is presented to the right of the result.

REPORT OF LABORATORY ANALYSIS

This report shall not be reproduced, except in full,
without the written consent of Pace Analytical Services, Inc..

Pace Analytical Services, Inc.
9608 Loiret Blvd.
Lenexa, KS 66219
(913)599-5665

QUALITY CONTROL DATA

Project: Fort Smith, AR
Pace Project No.: 60208468

QC Batch: MSV/73148
QC Batch Method: EPA 5030B/8260
Analysis Method: EPA 5030B/8260
Analysis Description: 8260 MSV Water 10 mL Purge
Associated Lab Samples: 60208468001, 60208468002

METHOD BLANK: 1678720 Matrix: Water
Associated Lab Samples: 60208468001, 60208468002

Parameter	Units	Blank Result	Reporting Limit	MDL	Analyzed	Qualifiers
2-Butanone (MEK)	ug/L	ND	10.0	0.59	12/04/15 09:16	
Acetone	ug/L	4.7J	10.0	1.9	12/04/15 09:16	
1,2-Dichloroethane-d4 (S)	%	113	80-120		12/04/15 09:16	
4-Bromofluorobenzene (S)	%	100	80-120		12/04/15 09:16	
Toluene-d8 (S)	%	101	80-120		12/04/15 09:16	

LABORATORY CONTROL SAMPLE: 1678721

Parameter	Units	Spike Conc.	LCS Result	LCS % Rec	% Rec Limits	Qualifiers
2-Butanone (MEK)	ug/L	100	108	108	67-122	
Acetone	ug/L	100	106	106	72-120	
1,2-Dichloroethane-d4 (S)	%			96	80-120	
4-Bromofluorobenzene (S)	%			101	80-120	
Toluene-d8 (S)	%			99	80-120	

Results presented on this page are in the units indicated by the "Units" column except where an alternate unit is presented to the right of the result.

REPORT OF LABORATORY ANALYSIS

This report shall not be reproduced, except in full,
without the written consent of Pace Analytical Services, Inc..

Pace Analytical Services, Inc.
9608 Loiret Blvd.
Lenexa, KS 66219
(913)599-5665

QUALITY CONTROL DATA

Project: Fort Smith, AR
Pace Project No.: 60208468

QC Batch: MSV/73132
QC Batch Method: EPA 5030B/8260
Analysis Method: EPA 5030B/8260
Analysis Description: 8260 MSV Water 7 day
Associated Lab Samples: 60208468004

METHOD BLANK: 1677816
Matrix: Water
Associated Lab Samples: 60208468004

Parameter	Units	Blank Result	Reporting Limit	MDL	Analyzed	Qualifiers
1,1,1-Trichloroethane	ug/L	ND	1.0	0.11	12/03/15 10:16	
1,1,2,2-Tetrachloroethane	ug/L	ND	1.0	0.15	12/03/15 10:16	
1,1,2-Trichloroethane	ug/L	ND	1.0	0.20	12/03/15 10:16	
1,1-Dichloroethane	ug/L	ND	1.0	0.050	12/03/15 10:16	
1,1-Dichloroethene	ug/L	ND	1.0	0.20	12/03/15 10:16	
1,2-Dichloroethane	ug/L	ND	1.0	0.12	12/03/15 10:16	
1,2-Dichloropropane	ug/L	ND	1.0	0.16	12/03/15 10:16	
2-Butanone (MEK)	ug/L	ND	10.0	0.59	12/03/15 10:16	
2-Hexanone	ug/L	ND	10.0	1.2	12/03/15 10:16	
4-Methyl-2-pentanone (MIBK)	ug/L	ND	10.0	0.42	12/03/15 10:16	
Acetone	ug/L	ND	10.0	1.9	12/03/15 10:16	
Benzene	ug/L	ND	1.0	0.060	12/03/15 10:16	
Bromodichloromethane	ug/L	ND	1.0	0.19	12/03/15 10:16	
Bromoform	ug/L	ND	1.0	0.070	12/03/15 10:16	
Bromomethane	ug/L	ND	5.0	0.16	12/03/15 10:16	
Carbon disulfide	ug/L	ND	5.0	0.12	12/03/15 10:16	
Carbon tetrachloride	ug/L	ND	1.0	0.18	12/03/15 10:16	
Chlorobenzene	ug/L	ND	1.0	0.21	12/03/15 10:16	
Chloroethane	ug/L	ND	1.0	0.15	12/03/15 10:16	
Chloroform	ug/L	ND	1.0	0.14	12/03/15 10:16	
Chloromethane	ug/L	ND	1.0	0.080	12/03/15 10:16	
cis-1,2-Dichloroethene	ug/L	ND	1.0	0.080	12/03/15 10:16	
cis-1,3-Dichloropropene	ug/L	ND	1.0	0.14	12/03/15 10:16	
Dibromochloromethane	ug/L	ND	1.0	0.21	12/03/15 10:16	
Ethylbenzene	ug/L	ND	1.0	0.18	12/03/15 10:16	
Methylene chloride	ug/L	0.30J	1.0	0.15	12/03/15 10:16	
Styrene	ug/L	ND	1.0	0.12	12/03/15 10:16	
Tetrachloroethene	ug/L	ND	1.0	0.10	12/03/15 10:16	
Toluene	ug/L	ND	1.0	0.17	12/03/15 10:16	
trans-1,2-Dichloroethene	ug/L	ND	1.0	0.20	12/03/15 10:16	
trans-1,3-Dichloropropene	ug/L	ND	1.0	0.12	12/03/15 10:16	
Trichloroethene	ug/L	ND	1.0	0.17	12/03/15 10:16	
Vinyl chloride	ug/L	ND	1.0	0.13	12/03/15 10:16	
Xylene (Total)	ug/L	ND	3.0	0.42	12/03/15 10:16	
1,2-Dichloroethane-d4 (S)	%	99	80-120		12/03/15 10:16	
4-Bromofluorobenzene (S)	%	98	80-120		12/03/15 10:16	
Toluene-d8 (S)	%	98	80-120		12/03/15 10:16	

Results presented on this page are in the units indicated by the "Units" column except where an alternate unit is presented to the right of the result.

REPORT OF LABORATORY ANALYSIS

This report shall not be reproduced, except in full,
without the written consent of Pace Analytical Services, Inc..

Pace Analytical Services, Inc.
9608 Loiret Blvd.
Lenexa, KS 66219
(913)599-5665

QUALITY CONTROL DATA

Project: Fort Smith, AR
Pace Project No.: 60208468

LABORATORY CONTROL SAMPLE: 1677817

Parameter	Units	Spike Conc.	LCS Result	LCS % Rec	% Rec Limits	Qualifiers
1,1,1-Trichloroethane	ug/L	20	19.1	95	80-120	
1,1,2,2-Tetrachloroethane	ug/L	20	18.9	94	73-121	
1,1,2-Trichloroethane	ug/L	20	18.8	94	80-120	
1,1-Dichloroethane	ug/L	20	20.2	101	80-120	
1,1-Dichloroethene	ug/L	20	19.0	95	80-120	
1,2-Dichloroethane	ug/L	20	19.3	97	81-120	
1,2-Dichloropropane	ug/L	20	20.1	100	80-120	
2-Butanone (MEK)	ug/L	100	106	106	67-122	
2-Hexanone	ug/L	100	107	107	75-121	
4-Methyl-2-pentanone (MIBK)	ug/L	100	108	108	76-120	
Acetone	ug/L	100	106	106	72-120	
Benzene	ug/L	20	19.9	99	80-120	
Bromodichloromethane	ug/L	20	21.2	106	80-120	
Bromoform	ug/L	20	18.1	91	73-138	
Bromomethane	ug/L	20	21.6	108	38-137	
Carbon disulfide	ug/L	20	20.4	102	71-129	
Carbon tetrachloride	ug/L	20	19.2	96	67-146	
Chlorobenzene	ug/L	20	19.4	97	80-120	
Chloroethane	ug/L	20	18.2	91	76-120	
Chloroform	ug/L	20	18.7	93	80-120	
Chloromethane	ug/L	20	17.1	86	34-165	
cis-1,2-Dichloroethene	ug/L	20	20.3	102	80-120	
cis-1,3-Dichloropropene	ug/L	20	19.6	98	80-120	
Dibromochloromethane	ug/L	20	20.3	101	80-126	
Ethylbenzene	ug/L	20	18.8	94	80-120	
Methylene chloride	ug/L	20	19.2	96	80-120	
Styrene	ug/L	20	20.4	102	80-123	
Tetrachloroethene	ug/L	20	19.2	96	80-123	
Toluene	ug/L	20	19.9	99	80-120	
trans-1,2-Dichloroethene	ug/L	20	16.3	81	80-120	
trans-1,3-Dichloropropene	ug/L	20	20.8	104	80-129	
Trichloroethene	ug/L	20	18.6	93	80-120	
Vinyl chloride	ug/L	20	19.1	95	62-125	
Xylene (Total)	ug/L	60	58.9	98	80-120	
1,2-Dichloroethane-d4 (S)	%			99	80-120	
4-Bromofluorobenzene (S)	%			98	80-120	
Toluene-d8 (S)	%			102	80-120	

Results presented on this page are in the units indicated by the "Units" column except where an alternate unit is presented to the right of the result.

REPORT OF LABORATORY ANALYSIS

This report shall not be reproduced, except in full,
without the written consent of Pace Analytical Services, Inc..

Pace Analytical Services, Inc.
9608 Loiret Blvd.
Lenexa, KS 66219
(913)599-5665

QUALITY CONTROL DATA

Project: Fort Smith, AR
Pace Project No.: 60208468

QC Batch: WET/58748 Analysis Method: SM 2320B
QC Batch Method: SM 2320B Analysis Description: 2320B Alkalinity
Associated Lab Samples: 60208468001, 60208468002, 60208468003

METHOD BLANK: 1677527 Matrix: Water
Associated Lab Samples: 60208468001, 60208468002, 60208468003

Parameter	Units	Blank Result	Reporting Limit	MDL	Analyzed	Qualifiers
Alkalinity, Carbonate (CaCO3)	mg/L	ND	20.0	2.0	12/03/15 09:16	
Alkalinity, Total as CaCO3	mg/L	ND	20.0	2.0	12/03/15 09:16	
Alkalinity,Bicarbonate (CaCO3)	mg/L	ND	20.0	2.0	12/03/15 09:16	

LABORATORY CONTROL SAMPLE: 1677528

Parameter	Units	Spike Conc.	LCS Result	LCS % Rec	% Rec Limits	Qualifiers
Alkalinity, Total as CaCO3	mg/L	500	494	99	90-110	

SAMPLE DUPLICATE: 1677529

Parameter	Units	60208468002 Result	Dup Result	RPD	Max RPD	Qualifiers
Alkalinity, Carbonate (CaCO3)	mg/L	ND	ND		10	
Alkalinity, Total as CaCO3	mg/L	2630	2820	7	10	
Alkalinity,Bicarbonate (CaCO3)	mg/L	2630	2820	7	10	

SAMPLE DUPLICATE: 1677530

Parameter	Units	60208411001 Result	Dup Result	RPD	Max RPD	Qualifiers
Alkalinity, Carbonate (CaCO3)	mg/L	ND	740		10	
Alkalinity, Total as CaCO3	mg/L	921	926	1	10	
Alkalinity,Bicarbonate (CaCO3)	mg/L	921	186	133	10	D6

Results presented on this page are in the units indicated by the "Units" column except where an alternate unit is presented to the right of the result.

REPORT OF LABORATORY ANALYSIS

This report shall not be reproduced, except in full,
without the written consent of Pace Analytical Services, Inc..

Pace Analytical Services, Inc.
9608 Loiret Blvd.
Lenexa, KS 66219
(913)599-5665

QUALITY CONTROL DATA

Project: Fort Smith, AR
Pace Project No.: 60208468

QC Batch: WETA/37187 Analysis Method: EPA 300.0
QC Batch Method: EPA 300.0 Analysis Description: 300.0 IC Anions
Associated Lab Samples: 60208468001, 60208468002, 60208468003

METHOD BLANK: 1677811 Matrix: Water
Associated Lab Samples: 60208468001, 60208468002, 60208468003

Parameter	Units	Blank Result	Reporting Limit	MDL	Analyzed	Qualifiers
Sulfate	mg/L	ND	1.0	0.24	12/03/15 09:42	

LABORATORY CONTROL SAMPLE: 1677812

Parameter	Units	Spike Conc.	LCS Result	LCS % Rec	% Rec Limits	Qualifiers
Sulfate	mg/L	5	4.8	95	90-110	

MATRIX SPIKE & MATRIX SPIKE DUPLICATE: 1677813 1677814

Parameter	Units	60208479001 Result	MS Spike Conc.	MSD Spike Conc.	MS Result	MSD Result	MS % Rec	MSD % Rec	% Rec Limits	RPD	Max RPD	Qual
Sulfate	mg/L	ND	1000	1000	1080	1070	91	90	80-120	1	15	

Results presented on this page are in the units indicated by the "Units" column except where an alternate unit is presented to the right of the result.

REPORT OF LABORATORY ANALYSIS

This report shall not be reproduced, except in full,
without the written consent of Pace Analytical Services, Inc..

Pace Analytical Services, Inc.
9608 Loiret Blvd.
Lenexa, KS 66219
(913)599-5665

QUALITY CONTROL DATA

Project: Fort Smith, AR
Pace Project No.: 60208468

QC Batch: WETA/37174 Analysis Method: EPA 353.2
QC Batch Method: EPA 353.2 Analysis Description: 353.2 Nitrate + Nitrite, Unpres.
Associated Lab Samples: 60208468001, 60208468002, 60208468003

METHOD BLANK: 1677456 Matrix: Water
Associated Lab Samples: 60208468001, 60208468002, 60208468003

Parameter	Units	Blank Result	Reporting Limit	MDL	Analyzed	Qualifiers
Nitrogen, Nitrate	mg/L	ND	0.10	0.014	12/02/15 13:34	
Nitrogen, Nitrite	mg/L	ND	0.10	0.023	12/02/15 13:34	
Nitrogen, NO2 plus NO3	mg/L	ND	0.10	0.014	12/02/15 13:34	

LABORATORY CONTROL SAMPLE: 1677457

Parameter	Units	Spike Conc.	LCS Result	LCS % Rec	% Rec Limits	Qualifiers
Nitrogen, Nitrate	mg/L	1.6	1.7	104	85-115	
Nitrogen, Nitrite	mg/L	.4	0.38	96	90-110	
Nitrogen, NO2 plus NO3	mg/L	2	2.0	102	90-110	

MATRIX SPIKE SAMPLE: 1677458

Parameter	Units	60208469001 Result	Spike Conc.	MS Result	MS % Rec	% Rec Limits	Qualifiers
Nitrogen, Nitrate	mg/L	3.6	1.6	4.7	72	85-115	M1
Nitrogen, Nitrite	mg/L	ND	.4	0.45	113	90-110	M1
Nitrogen, NO2 plus NO3	mg/L	3.6	2	5.2	81	90-110	M1

MATRIX SPIKE SAMPLE: 1677460

Parameter	Units	60208466001 Result	Spike Conc.	MS Result	MS % Rec	% Rec Limits	Qualifiers
Nitrogen, Nitrate	mg/L	33.2	16	45.2	75	85-115	M1
Nitrogen, Nitrite	mg/L	ND	4	4.0	101	90-110	
Nitrogen, NO2 plus NO3	mg/L	33.2	20	49.3	80	90-110	M1

SAMPLE DUPLICATE: 1677459

Parameter	Units	60208465008 Result	Dup Result	RPD	Max RPD	Qualifiers
Nitrogen, Nitrate	mg/L	13.1	13.0	1	20	
Nitrogen, Nitrite	mg/L	1.7	1.6	5	20	
Nitrogen, NO2 plus NO3	mg/L	14.8	14.6	1	20	

Results presented on this page are in the units indicated by the "Units" column except where an alternate unit is presented to the right of the result.

REPORT OF LABORATORY ANALYSIS

This report shall not be reproduced, except in full,
without the written consent of Pace Analytical Services, Inc..

Pace Analytical Services, Inc.
9608 Loiret Blvd.
Lenexa, KS 66219
(913)599-5665

QUALIFIERS

Project: Fort Smith, AR
Pace Project No.: 60208468

DEFINITIONS

DF - Dilution Factor, if reported, represents the factor applied to the reported data due to dilution of the sample aliquot.

ND - Not Detected at or above adjusted reporting limit.

J - Estimated concentration above the adjusted method detection limit and below the adjusted reporting limit.

MDL - Adjusted Method Detection Limit.

PQL - Practical Quantitation Limit.

RL - Reporting Limit.

S - Surrogate

1,2-Diphenylhydrazine decomposes to and cannot be separated from Azobenzene using Method 8270. The result for each analyte is a combined concentration.

Consistent with EPA guidelines, unrounded data are displayed and have been used to calculate % recovery and RPD values.

LCS(D) - Laboratory Control Sample (Duplicate)

MS(D) - Matrix Spike (Duplicate)

DUP - Sample Duplicate

RPD - Relative Percent Difference

NC - Not Calculable.

SG - Silica Gel - Clean-Up

U - Indicates the compound was analyzed for, but not detected.

N-Nitrosodiphenylamine decomposes and cannot be separated from Diphenylamine using Method 8270. The result reported for each analyte is a combined concentration.

Pace Analytical is TNI accredited. Contact your Pace PM for the current list of accredited analytes.

TNI - The NELAC Institute.

LABORATORIES

PASI-K	Pace Analytical Services - Kansas City

BATCH QUALIFIERS

Batch: MSV/73132

[M5] A matrix spike/matrix spike duplicate was not performed for this batch due to insufficient sample volume.

Batch: MSV/73133

[M5] A matrix spike/matrix spike duplicate was not performed for this batch due to insufficient sample volume.

Batch: MSV/73137

[M5] A matrix spike/matrix spike duplicate was not performed for this batch due to insufficient sample volume.

Batch: MSV/73148

[M5] A matrix spike/matrix spike duplicate was not performed for this batch due to insufficient sample volume.

ANALYTE QUALIFIERS

B	Analyte was detected in the associated method blank.
D3	Sample was diluted due to the presence of high levels of non-target analytes or other matrix interference.
D6	The relative percent difference (RPD) between the sample and sample duplicate exceeded laboratory control limits.
H6	Analysis initiated outside of the 15 minute EPA recommended holding time.
M1	Matrix spike recovery exceeded QC limits. Batch accepted based on laboratory control sample (LCS) recovery.
pH	Post-analysis pH measurement indicates insufficient VOA sample preservation.

This report shall not be reproduced, except in full,
without the written consent of Pace Analytical Services, Inc..

Pace Analytical Services, Inc.
9608 Loiret Blvd.
Lenexa, KS 66219
(913)599-5665

QUALITY CONTROL DATA CROSS REFERENCE TABLE

Project: Fort Smith, AR
Pace Project No.: 60208468

Lab ID	Sample ID	QC Batch Method	QC Batch	Analytical Method	Analytical Batch
60208468001	**TMW-10-201512**	EPA 3010	MPRP/34123	EPA 6010	ICP/25078
60208468002	**TMW-11-201512**	EPA 3010	MPRP/34123	EPA 6010	ICP/25078
60208468003	**MW-61R-201512**	EPA 3010	MPRP/34123	EPA 6010	ICP/25078
60208468001	**TMW-10-201512**	EPA 5030B/8260	MSV/73137		
60208468001	**TMW-10-201512**	EPA 5030B/8260	MSV/73148		
60208468002	**TMW-11-201512**	EPA 5030B/8260	MSV/73137		
60208468002	**TMW-11-201512**	EPA 5030B/8260	MSV/73148		
60208468003	**MW-61R-201512**	EPA 5030B/8260	MSV/73137		
60208468005	**TB-1-201512**	EPA 5030B/8260	MSV/73133		
60208468004	**MW-23-201512**	EPA 5030B/8260	MSV/73132		
60208468001	**TMW-10-201512**	SM 2320B	WET/58748		
60208468002	**TMW-11-201512**	SM 2320B	WET/58748		
60208468003	**MW-61R-201512**	SM 2320B	WET/58748		
60208468001	**TMW-10-201512**	EPA 300.0	WETA/37187		
60208468002	**TMW-11-201512**	EPA 300.0	WETA/37187		
60208468003	**MW-61R-201512**	EPA 300.0	WETA/37187		
60208468001	**TMW-10-201512**	EPA 353.2	WETA/37174		
60208468002	**TMW-11-201512**	EPA 353.2	WETA/37174		
60208468003	**MW-61R-201512**	EPA 353.2	WETA/37174		
60208468001	**TMW-10-201512**	SM 4500-CO2 D	WETA/37242		
60208468002	**TMW-11-201512**	SM 4500-CO2 D	WETA/37242		
60208468003	**MW-61R-201512**	SM 4500-CO2 D	WETA/37242		

This report shall not be reproduced, except in full,
without the written consent of Pace Analytical Services, Inc..

Pace Analytical
www.pacelabs.com

Sample Condition Upon Receipt

WO# : 60208468

60208468

Client Name: Environ

Optional
Proj Due Date:
Proj Name:

Courier: FedEx ☑ UPS ☐ VIA ☐ Clay ☐ PEX ☐ ECI ☐ Pace ☐ Other ☐ Client ☐

Tracking #: 8047 3340 7060 Pace Shipping Label Used? Yes ☐ No ☑

Custody Seal on Cooler/Box Present: Yes ☑ No ☐ Seals intact: Yes ☑ No ☐

Packing Material: Bubble Wrap ☐ Bubble Bags ☐ Foam ☑ None ☐ Other ☐

Thermometer Used: CF +0.6 T-239 / CF +0.6 T-262

Type of Ice: (Wet) Blue None (circle one) ☐ Samples received on ice, cooling process has begun.

Cooler Temperature: 4.1

Temperature should be above freezing to 6°C

Date and initials of person examining contents: MW 12/2/15

Chain of Custody present:	☑Yes ☐No ☐N/A	1.
Chain of Custody filled out:	☑Yes ☐No ☐N/A	2.
Chain of Custody relinquished:	☑Yes ☐No ☐N/A	3.
Sampler name & signature on COC:	☑Yes ☐No ☐N/A	4.
Samples arrived within holding time:	☑Yes ☐No ☐N/A	5.
Short Hold Time analyses (<72hr):	☑Yes ☐No ☐N/A	6. NO2 NO3 (no SO3 per PM)
Rush Turn Around Time requested:	☐Yes ☑No ☐N/A	7.
Sufficient volume:	☑Yes ☐No ☐N/A	8. received only VOC volume for MW-23
Correct containers used:	☑Yes ☐No ☐N/A	3(OTHR) for MW-23 is 3 Ascorbic vials
Pace containers used:	☑Yes ☐No ☐N/A	9.
Containers intact:	☑Yes ☐No ☐N/A	10.
Unpreserved 5035A soils frozen w/in 48hrs?	☐Yes ☐No ☑N/A	11.
Filtered volume received for dissolved tests?	☑Yes ☐No ☐N/A	12.
Sample labels match COC: Includes date/time/ID/analyses Matrix: WT	☑Yes ☐No ☐N/A	13.
All containers needing preservation have been checked.	☑Yes ☐No ☐N/A	
All containers needing preservation are found to be in compliance with EPA recommendation.	☑Yes ☐No ☐N/A	14.
Exceptions: VOA, Coliform, O&G, WI-DRO (water)	☑Yes ☐No	Initial when completed / Lot # of added preservative
Trip Blank present: Pace Trip Blank lot # (if purchased): covered	☑Yes ☐No ☐N/A	15.
Headspace in VOA vials (>6mm):	☐Yes ☑No ☐N/A	16.
Project sampled in USDA Regulated Area:	☐Yes ☐No ☑N/A	17. List State:
Additional labels attached to 5035A vials in the field?	☐Yes ☐No ☑N/A	18.

Client Notification/ Resolution: Copy COC to Client? Y / N Field Data Required? Y / N

Person Contacted: Date/Time:

Comments/ Resolution: Per Wendy → MW-23-201512 should only be run for VOCs. CBL 12/2/15
Per Wendy → don't run sulfide or dissolved metals. CBL 12/2/15

Project Manager Review: Colleen Clyne Date: 12/02/2015

Pace Analytical
www.pacelabs.com

CHAIN-OF-CUSTODY / Analytical Request Document

The Chain-of-Custody is a LEGAL DOCUMENT. All relevant fields must be completed accurately.

Page: | of |

Section A Required Client Information:

Company:	Environ
Address:	7500 College Blvd., Ste. 925
	Overland Park, KS 66210
Email To:	wstonestreet@environcorp.com
Phone: 913-553-5926	Fax:
Requested Due Date/TAT:	5-Day TAT

Section B Required Project Information:

Report To:	Wendy Stonestreet
Copy To:	Tammy Gleason
Purchase Order No.:	NA
Project Name:	Fort Smith, AR
Project Number:	

Section C Invoice Information:

Attention:	Tammy Gleason
Company Name:	Environ
Address:	250 Monroe Ave. NW Grand Rapids
Pace Quote Reference:	Michigan, 49503
Pace Project Manager:	Colleen Clyne
Pace Profile #:	7444, line 1

REGULATORY AGENCY

☐ NPDES ☐ GROUND WATER ☐ DRINKING WATER
☐ UST ☐ RCRA ☑ OTHER ADEQ

Site Location STATE: AR

Section D Required Client Information

SAMPLE ID (A-Z, 0-9 / ,-) Sample IDs MUST BE UNIQUE

Valid Matrix Codes

MATRIX	CODE
DRINKING WATER	DW
WATER	WT
WASTE WATER	WW
PRODUCT	P
SOIL/SOLID	SL
OIL	OL
WIPE	WP
AIR	AR
OTHER	OT
TISSUE	TS

ITEM #	SAMPLE ID	MATRIX CODE (see valid codes to left)	SAMPLE TYPE (G=GRAB C=COMP)	COLLECTED COMPOSITE START DATE	COLLECTED COMPOSITE START TIME	COLLECTED COMPOSITE END/GRAB DATE	COLLECTED COMPOSITE END/GRAB TIME	SAMPLE TEMP AT COLLECTION	# OF CONTAINERS	Preservatives: Unpreserved	H_2SO_4	HNO_3	HCl	NaOH	$Na_2S_2O_3$	Methanol	Other	Analysis Test Y/N	8260 VOCs	Alkalinity	TOC	Chloride, Sulfate	8015 Chloroethanol (Pace Dallas)	6010-Iron/Mn	Ferric Iron calc. (send field Ferrous)	Ammonia	Nitrate+Nitrite	Total Phosphate (Pace Dallas)	Sulfite	CO2 Calc (Alkalinity +pH)	Residual Chlorine (Y/N)	Pace Project No./ Lab I.D.
1	TMW-10-201512	WT	G			12/1/15	1400		6	X		X	X					X	X		X		X		X	X		60208468
2	TMW-11-201512						1340																						002
3	MW-GR-201512						1600																						003
4	MW-23-201512						1638																						004
5	TB-1-201512								2																				005
6																													
7																													
8																													
9																													
10																													
11																													
12																													

Sulfite (1-5) (6-12)

1-5: 60208468 001 002 003 004 005
6: 3(OTHER) 004
7-12: 2(OTHER) 005

ADDITIONAL COMMENTS	RELINQUISHED BY / AFFILIATION	DATE	TIME	ACCEPTED BY / AFFILIATION	DATE	TIME	SAMPLE CONDITIONS			
Level IV data package required,	Tom Smith / Environ	12/1/15	1830	PASI	12/2/15	0845	4.1	Y	Y	Y
Dissolved metals filtered in field,										
Unpreserved Nitrate, Nitrite,										
Please confirm sulfite analysis w/ Wendy Stonestreet										

Temp In °C | Received on Ice (Y/N) | Custody Sealed Cooler (Y/N) | Samples Intact (Y/N)

SAMPLER NAME AND SIGNATURE

PRINT Name of SAMPLER: Nick Zurmeller

SIGNATURE of SAMPLER: | DATE Signed (MM/DD/YY): 12/1/15

*Important Note: By signing this form you are accepting Pace's NET 30 day payment terms and agreeing to late charges of 1.5% per month for any invoices not paid within 30 days.

Pace Analytical Services, Inc.
9608 Loiret Blvd.
Lenexa, KS 66219
(913)599-5665

December 09, 2015

Wendy Stonestreet
Environ International Corporation
7500 College Blvd Ste 925
Overland Park, KS 66210

RE: Project: FORT SMITH, AR
Pace Project No.: 60208638

Dear Wendy Stonestreet:
Enclosed are the analytical results for sample(s) received by the laboratory on December 03, 2015. The results relate only to the samples included in this report. Results reported herein conform to the most current TNI standards and the laboratory's Quality Assurance Manual, where applicable, unless otherwise noted in the body of the report.

If you have any questions concerning this report, please feel free to contact me.

Sincerely,

Colleen Clyne
colleen.clyne@pacelabs.com
Project Manager

Enclosures

cc: Tamara Gleason, ENVIRON International Corporation

This report shall not be reproduced, except in full,
without the written consent of Pace Analytical Services, Inc..

Pace Analytical Services, Inc.
9608 Loiret Blvd.
Lenexa, KS 66219
(913)599-5665

CERTIFICATIONS

Project: FORT SMITH, AR
Pace Project No.: 60208638

Kansas Certification IDs
9608 Loiret Boulevard, Lenexa, KS 66219
WY STR Certification #: 2456.01
Arkansas Certification #: 15-016-0
Illinois Certification #: 003097
Iowa Certification #: 118
Kansas/NELAP Certification #: E-10116
Louisiana Certification #: 03055
Nevada Certification #: KS000212008A
Oklahoma Certification #: 9205/9935
Texas Certification #: T104704407
Utah Certification #: KS00021

This report shall not be reproduced, except in full,
without the written consent of Pace Analytical Services, Inc..

Pace Analytical Services, Inc.
9608 Loiret Blvd.
Lenexa, KS 66219
(913)599-5665

SAMPLE SUMMARY

Project: FORT SMITH, AR
Pace Project No.: 60208638

Lab ID	Sample ID	Matrix	Date Collected	Date Received
60208638001	**MW-24-201512**	Water	12/02/15 11:50	12/03/15 09:05
60208638002	**MW-33R-201512**	Water	12/02/15 14:00	12/03/15 09:05
60208638003	**MW-35R-201512**	Water	12/02/15 12:30	12/03/15 09:05
60208638004	**MW-65-201512**	Water	12/02/15 09:45	12/03/15 09:05
60208638005	**MW-81-201512**	Water	12/02/15 15:20	12/03/15 09:05
60208638006	**MW-83-201512**	Water	12/02/15 09:50	12/03/15 09:05
60208638007	**IW-77-201512**	Water	12/02/15 13:35	12/03/15 09:05
60208638008	**IW-80-201512**	Water	12/02/15 11:10	12/03/15 09:05
60208638009	**TB-2-201512**	Water	12/02/15 08:00	12/03/15 09:05

REPORT OF LABORATORY ANALYSIS

This report shall not be reproduced, except in full,
without the written consent of Pace Analytical Services, Inc..

Pace Analytical Services, Inc.
9608 Loiret Blvd.
Lenexa, KS 66219
(913)599-5665

SAMPLE ANALYTE COUNT

Project: FORT SMITH, AR
Pace Project No.: 60208638

Lab ID	Sample ID	Method	Analysts	Analytes Reported	Laboratory
60208638001	MW-24-201512	EPA 5030B/8260	PGH	38	PASI-K
60208638002	MW-33R-201512	EPA 5030B/8260	PGH	38	PASI-K
60208638003	MW-35R-201512	EPA 5030B/8260	PGH	38	PASI-K
60208638004	MW-65-201512	EPA 5030B/8260	PGH	38	PASI-K
60208638005	MW-81-201512	EPA 5030B/8260	PGH	38	PASI-K
60208638006	MW-83-201512	EPA 5030B/8260	PGH	38	PASI-K
60208638007	IW-77-201512	EPA 5030B/8260	PGH	38	PASI-K
60208638008	IW-80-201512	EPA 5030B/8260	PGH	38	PASI-K
60208638009	TB-2-201512	EPA 5030B/8260	PGH	38	PASI-K

This report shall not be reproduced, except in full,
without the written consent of Pace Analytical Services, Inc..

Pace Analytical Services, Inc.
9608 Loiret Blvd.
Lenexa, KS 66219
(913)599-5665

PROJECT NARRATIVE

Project: FORT SMITH, AR
Pace Project No.: 60208638

Method: **EPA 5030B/8260**
Description: 8260 MSV
Client: Environ_AR
Date: December 09, 2015

General Information:
9 samples were analyzed for EPA 5030B/8260. All samples were received in acceptable condition with any exceptions noted below or on the chain-of custody and/or the sample condition upon receipt form (SCUR) attached at the end of this report.

Hold Time:
The samples were analyzed within the method required hold times with any exceptions noted below.

Initial Calibrations (including MS Tune as applicable):
All criteria were within method requirements with any exceptions noted below.

Continuing Calibration:
All criteria were within method requirements with any exceptions noted below.

Internal Standards:
All internal standards were within QC limits with any exceptions noted below.

Surrogates:
All surrogates were within QC limits with any exceptions noted below.

Method Blank:
All analytes were below the report limit in the method blank, where applicable, with any exceptions noted below.

QC Batch: MSV/73147

B: Analyte was detected in the associated method blank.
- BLANK for HBN 411190 [MSV/7314 (Lab ID: 1678718)
  - Acetone

QC Batch: MSV/73164

B: Analyte was detected in the associated method blank.
- BLANK for HBN 411382 [MSV/7316 (Lab ID: 1679804)
  - Acetone
  - Carbon disulfide
  - Chloromethane

Laboratory Control Spike:
All laboratory control spike compounds were within QC limits with any exceptions noted below.

Matrix Spikes:
All percent recoveries and relative percent differences (RPDs) were within acceptance criteria with any exceptions noted below.

QC Batch: MSV/73147

A matrix spike/matrix spike duplicate was not performed due to insufficient sample volume.

QC Batch: MSV/73148

A matrix spike/matrix spike duplicate was not performed due to insufficient sample volume.

This report shall not be reproduced, except in full,
without the written consent of Pace Analytical Services, Inc..

Pace Analytical Services, Inc.
9608 Loiret Blvd.
Lenexa, KS 66219
(913)599-5665

PROJECT NARRATIVE

Project: FORT SMITH, AR
Pace Project No.: 60208638

Method: **EPA 5030B/8260**
Description: 8260 MSV
Client: Environ_AR
Date: December 09, 2015

QC Batch: MSV/73164

A matrix spike/matrix spike duplicate was not performed due to insufficient sample volume.

Additional Comments:

This data package has been reviewed for quality and completeness and is approved for release.

This report shall not be reproduced, except in full,
without the written consent of Pace Analytical Services, Inc..

Pace Analytical Services, Inc.
9608 Loiret Blvd.
Lenexa, KS 66219
(913)599-5665

ANALYTICAL RESULTS

Project: FORT SMITH, AR
Pace Project No.: 60208638

Sample: MW-24-201512 **Lab ID: 60208638001** Collected: 12/02/15 11:50 Received: 12/03/15 09:05 Matrix: Water

Parameters	Results	Units	Report Limit	MDL	DF	Prepared	Analyzed	CAS No.	Qual
8260 MSV	Analytical Method: EPA 5030B/8260								
Acetone	**86.7**	ug/L	10.0	1.9	1		12/04/15 11:14	67-64-1	
Benzene	ND	ug/L	1.0	0.060	1		12/04/15 11:14	71-43-2	
Bromodichloromethane	**0.51J**	ug/L	1.0	0.19	1		12/04/15 11:14	75-27-4	
Bromoform	**13.8**	ug/L	1.0	0.070	1		12/04/15 11:14	75-25-2	
Bromomethane	**7.2**	ug/L	5.0	0.16	1		12/04/15 11:14	74-83-9	
2-Butanone (MEK)	ND	ug/L	10.0	0.59	1		12/04/15 11:14	78-93-3	
Carbon disulfide	**0.38J**	ug/L	5.0	0.12	1		12/04/15 11:14	75-15-0	
Carbon tetrachloride	ND	ug/L	1.0	0.18	1		12/04/15 11:14	56-23-5	
Chlorobenzene	ND	ug/L	1.0	0.21	1		12/04/15 11:14	108-90-7	
Chloroethane	**0.57J**	ug/L	1.0	0.15	1		12/04/15 11:14	75-00-3	
Chloroform	**0.38J**	ug/L	1.0	0.14	1		12/04/15 11:14	67-66-3	
Chloromethane	**31.8**	ug/L	1.0	0.080	1		12/04/15 11:14	74-87-3	
Dibromochloromethane	**0.95J**	ug/L	1.0	0.21	1		12/04/15 11:14	124-48-1	
1,1-Dichloroethane	ND	ug/L	1.0	0.050	1		12/04/15 11:14	75-34-3	
1,2-Dichloroethane	ND	ug/L	1.0	0.12	1		12/04/15 11:14	107-06-2	
1,1-Dichloroethene	ND	ug/L	1.0	0.20	1		12/04/15 11:14	75-35-4	
cis-1,2-Dichloroethene	**0.59J**	ug/L	1.0	0.080	1		12/04/15 11:14	156-59-2	
trans-1,2-Dichloroethene	ND	ug/L	1.0	0.20	1		12/04/15 11:14	156-60-5	
1,2-Dichloropropane	ND	ug/L	1.0	0.16	1		12/04/15 11:14	78-87-5	
cis-1,3-Dichloropropene	ND	ug/L	1.0	0.14	1		12/04/15 11:14	10061-01-5	
trans-1,3-Dichloropropene	ND	ug/L	1.0	0.12	1		12/04/15 11:14	10061-02-6	
Ethylbenzene	ND	ug/L	1.0	0.18	1		12/04/15 11:14	100-41-4	
2-Hexanone	ND	ug/L	10.0	1.2	1		12/04/15 11:14	591-78-6	
Methylene chloride	**0.68J**	ug/L	1.0	0.15	1		12/04/15 11:14	75-09-2	
4-Methyl-2-pentanone (MIBK)	ND	ug/L	10.0	0.42	1		12/04/15 11:14	108-10-1	
Styrene	ND	ug/L	1.0	0.12	1		12/04/15 11:14	100-42-5	
1,1,2,2-Tetrachloroethane	ND	ug/L	1.0	0.15	1		12/04/15 11:14	79-34-5	
Tetrachloroethene	ND	ug/L	1.0	0.10	1		12/04/15 11:14	127-18-4	
Toluene	ND	ug/L	1.0	0.17	1		12/04/15 11:14	108-88-3	
1,1,1-Trichloroethane	ND	ug/L	1.0	0.11	1		12/04/15 11:14	71-55-6	
1,1,2-Trichloroethane	ND	ug/L	1.0	0.20	1		12/04/15 11:14	79-00-5	
Trichloroethene	**84.1**	ug/L	1.0	0.17	1		12/04/15 11:14	79-01-6	
Vinyl chloride	ND	ug/L	1.0	0.13	1		12/04/15 11:14	75-01-4	
Xylene (Total)	ND	ug/L	3.0	0.42	1		12/04/15 11:14	1330-20-7	
Surrogates									
4-Bromofluorobenzene (S)	102	%	80-120		1		12/04/15 11:14	460-00-4	
1,2-Dichloroethane-d4 (S)	103	%	80-120		1		12/04/15 11:14	17060-07-0	
Toluene-d8 (S)	98	%	80-120		1		12/04/15 11:14	2037-26-5	
Preservation pH	**3.0**		0.10	0.10	1		12/04/15 11:14		

REPORT OF LABORATORY ANALYSIS

This report shall not be reproduced, except in full,
without the written consent of Pace Analytical Services, Inc..

Pace Analytical Services, Inc.
9608 Loiret Blvd.
Lenexa, KS 66219
(913)599-5665

ANALYTICAL RESULTS

Project: FORT SMITH, AR
Pace Project No.: 60208638

Sample: MW-33R-201512 **Lab ID: 60208638002** Collected: 12/02/15 14:00 Received: 12/03/15 09:05 Matrix: Water

Parameters	Results	Units	Report Limit	MDL	DF	Prepared	Analyzed	CAS No.	Qual
8260 MSV	Analytical Method: EPA 5030B/8260								
Acetone	**6.5J**	ug/L	10.0	1.9	1		12/04/15 12:12	67-64-1	B
Benzene	ND	ug/L	1.0	0.060	1		12/04/15 12:12	71-43-2	
Bromodichloromethane	ND	ug/L	1.0	0.19	1		12/04/15 12:12	75-27-4	
Bromoform	**0.75J**	ug/L	1.0	0.070	1		12/04/15 12:12	75-25-2	
Bromomethane	**1.3J**	ug/L	5.0	0.16	1		12/04/15 12:12	74-83-9	
2-Butanone (MEK)	ND	ug/L	10.0	0.59	1		12/04/15 12:12	78-93-3	
Carbon disulfide	ND	ug/L	5.0	0.12	1		12/04/15 12:12	75-15-0	
Carbon tetrachloride	ND	ug/L	1.0	0.18	1		12/04/15 12:12	56-23-5	
Chlorobenzene	ND	ug/L	1.0	0.21	1		12/04/15 12:12	108-90-7	
Chloroethane	ND	ug/L	1.0	0.15	1		12/04/15 12:12	75-00-3	
Chloroform	**0.32J**	ug/L	1.0	0.14	1		12/04/15 12:12	67-66-3	
Chloromethane	**0.77J**	ug/L	1.0	0.080	1		12/04/15 12:12	74-87-3	
Dibromochloromethane	ND	ug/L	1.0	0.21	1		12/04/15 12:12	124-48-1	
1,1-Dichloroethane	ND	ug/L	1.0	0.050	1		12/04/15 12:12	75-34-3	
1,2-Dichloroethane	ND	ug/L	1.0	0.12	1		12/04/15 12:12	107-06-2	
1,1-Dichloroethene	**0.76J**	ug/L	1.0	0.20	1		12/04/15 12:12	75-35-4	
cis-1,2-Dichloroethene	**6.5**	ug/L	1.0	0.080	1		12/04/15 12:12	156-59-2	
trans-1,2-Dichloroethene	**1.3**	ug/L	1.0	0.20	1		12/04/15 12:12	156-60-5	
1,2-Dichloropropane	ND	ug/L	1.0	0.16	1		12/04/15 12:12	78-87-5	
cis-1,3-Dichloropropene	ND	ug/L	1.0	0.14	1		12/04/15 12:12	10061-01-5	
trans-1,3-Dichloropropene	ND	ug/L	1.0	0.12	1		12/04/15 12:12	10061-02-6	
Ethylbenzene	ND	ug/L	1.0	0.18	1		12/04/15 12:12	100-41-4	
2-Hexanone	ND	ug/L	10.0	1.2	1		12/04/15 12:12	591-78-6	
Methylene chloride	**0.41J**	ug/L	1.0	0.15	1		12/04/15 12:12	75-09-2	
4-Methyl-2-pentanone (MIBK)	ND	ug/L	10.0	0.42	1		12/04/15 12:12	108-10-1	
Styrene	ND	ug/L	1.0	0.12	1		12/04/15 12:12	100-42-5	
1,1,2,2-Tetrachloroethane	ND	ug/L	1.0	0.15	1		12/04/15 12:12	79-34-5	
Tetrachloroethene	**0.18J**	ug/L	1.0	0.10	1		12/04/15 12:12	127-18-4	
Toluene	ND	ug/L	1.0	0.17	1		12/04/15 12:12	108-88-3	
1,1,1-Trichloroethane	ND	ug/L	1.0	0.11	1		12/04/15 12:12	71-55-6	
1,1,2-Trichloroethane	ND	ug/L	1.0	0.20	1		12/04/15 12:12	79-00-5	
Trichloroethene	**675**	ug/L	10.0	1.7	10		12/04/15 12:27	79-01-6	
Vinyl chloride	**0.30J**	ug/L	1.0	0.13	1		12/04/15 12:12	75-01-4	
Xylene (Total)	ND	ug/L	3.0	0.42	1		12/04/15 12:12	1330-20-7	
Surrogates									
4-Bromofluorobenzene (S)	101	%	80-120		1		12/04/15 12:12	460-00-4	
1,2-Dichloroethane-d4 (S)	101	%	80-120		1		12/04/15 12:12	17060-07-0	
Toluene-d8 (S)	100	%	80-120		1		12/04/15 12:12	2037-26-5	
Preservation pH	**4.0**		0.10	0.10	1		12/04/15 12:12		

REPORT OF LABORATORY ANALYSIS

This report shall not be reproduced, except in full,
without the written consent of Pace Analytical Services, Inc..

Pace Analytical Services, Inc.
9608 Loiret Blvd.
Lenexa, KS 66219
(913)599-5665

ANALYTICAL RESULTS

Project: FORT SMITH, AR
Pace Project No.: 60208638

Sample: MW-35R-201512 **Lab ID: 60208638003** Collected: 12/02/15 12:30 Received: 12/03/15 09:05 Matrix: Water

Parameters	Results	Units	Report Limit	MDL	DF	Prepared	Analyzed	CAS No.	Qual
8260 MSV	Analytical Method: EPA 5030B/8260								
Acetone	**37.2**	ug/L	10.0	1.9	1		12/04/15 11:00	67-64-1	B
Benzene	ND	ug/L	1.0	0.060	1		12/04/15 11:00	71-43-2	
Bromodichloromethane	ND	ug/L	1.0	0.19	1		12/04/15 11:00	75-27-4	
Bromoform	ND	ug/L	1.0	0.070	1		12/04/15 11:00	75-25-2	
Bromomethane	**6.8**	ug/L	5.0	0.16	1		12/04/15 11:00	74-83-9	
2-Butanone (MEK)	ND	ug/L	10.0	0.59	1		12/04/15 11:00	78-93-3	
Carbon disulfide	ND	ug/L	5.0	0.12	1		12/04/15 11:00	75-15-0	
Carbon tetrachloride	ND	ug/L	1.0	0.18	1		12/04/15 11:00	56-23-5	
Chlorobenzene	ND	ug/L	1.0	0.21	1		12/04/15 11:00	108-90-7	
Chloroethane	ND	ug/L	1.0	0.15	1		12/04/15 11:00	75-00-3	
Chloroform	ND	ug/L	1.0	0.14	1		12/04/15 11:00	67-66-3	
Chloromethane	**25.1**	ug/L	1.0	0.080	1		12/04/15 11:00	74-87-3	
Dibromochloromethane	ND	ug/L	1.0	0.21	1		12/04/15 11:00	124-48-1	
1,1-Dichloroethane	ND	ug/L	1.0	0.050	1		12/04/15 11:00	75-34-3	
1,2-Dichloroethane	ND	ug/L	1.0	0.12	1		12/04/15 11:00	107-06-2	
1,1-Dichloroethene	ND	ug/L	1.0	0.20	1		12/04/15 11:00	75-35-4	
cis-1,2-Dichloroethene	ND	ug/L	1.0	0.080	1		12/04/15 11:00	156-59-2	
trans-1,2-Dichloroethene	ND	ug/L	1.0	0.20	1		12/04/15 11:00	156-60-5	
1,2-Dichloropropane	ND	ug/L	1.0	0.16	1		12/04/15 11:00	78-87-5	
cis-1,3-Dichloropropene	ND	ug/L	1.0	0.14	1		12/04/15 11:00	10061-01-5	
trans-1,3-Dichloropropene	ND	ug/L	1.0	0.12	1		12/04/15 11:00	10061-02-6	
Ethylbenzene	ND	ug/L	1.0	0.18	1		12/04/15 11:00	100-41-4	
2-Hexanone	ND	ug/L	10.0	1.2	1		12/04/15 11:00	591-78-6	
Methylene chloride	ND	ug/L	1.0	0.15	1		12/04/15 11:00	75-09-2	
4-Methyl-2-pentanone (MIBK)	ND	ug/L	10.0	0.42	1		12/04/15 11:00	108-10-1	
Styrene	ND	ug/L	1.0	0.12	1		12/04/15 11:00	100-42-5	
1,1,2,2-Tetrachloroethane	ND	ug/L	1.0	0.15	1		12/04/15 11:00	79-34-5	
Tetrachloroethene	ND	ug/L	1.0	0.10	1		12/04/15 11:00	127-18-4	
Toluene	ND	ug/L	1.0	0.17	1		12/04/15 11:00	108-88-3	
1,1,1-Trichloroethane	ND	ug/L	1.0	0.11	1		12/04/15 11:00	71-55-6	
1,1,2-Trichloroethane	ND	ug/L	1.0	0.20	1		12/04/15 11:00	79-00-5	
Trichloroethene	**0.89J**	ug/L	1.0	0.17	1		12/04/15 11:00	79-01-6	
Vinyl chloride	ND	ug/L	1.0	0.13	1		12/04/15 11:00	75-01-4	
Xylene (Total)	ND	ug/L	3.0	0.42	1		12/04/15 11:00	1330-20-7	
Surrogates									
4-Bromofluorobenzene (S)	100	%	80-120		1		12/04/15 11:00	460-00-4	
1,2-Dichloroethane-d4 (S)	104	%	80-120		1		12/04/15 11:00	17060-07-0	
Toluene-d8 (S)	98	%	80-120		1		12/04/15 11:00	2037-26-5	
Preservation pH	**3.0**		0.10	0.10	1		12/04/15 11:00		

REPORT OF LABORATORY ANALYSIS

This report shall not be reproduced, except in full,
without the written consent of Pace Analytical Services, Inc..

Pace Analytical Services, Inc.
9608 Loiret Blvd.
Lenexa, KS 66219
(913)599-5665

ANALYTICAL RESULTS

Project: FORT SMITH, AR
Pace Project No.: 60208638

Sample: MW-65-201512 **Lab ID: 60208638004** Collected: 12/02/15 09:45 Received: 12/03/15 09:05 Matrix: Water

Parameters	Results	Units	Report Limit	MDL	DF	Prepared	Analyzed	CAS No.	Qual
8260 MSV	Analytical Method: EPA 5030B/8260								
Acetone	**17.9**	ug/L	10.0	1.9	1		12/04/15 11:29	67-64-1	B
Benzene	**0.29J**	ug/L	1.0	0.060	1		12/04/15 11:29	71-43-2	
Bromodichloromethane	ND	ug/L	1.0	0.19	1		12/04/15 11:29	75-27-4	
Bromoform	**0.18J**	ug/L	1.0	0.070	1		12/04/15 11:29	75-25-2	
Bromomethane	ND	ug/L	5.0	0.16	1		12/04/15 11:29	74-83-9	
2-Butanone (MEK)	ND	ug/L	10.0	0.59	1		12/04/15 11:29	78-93-3	
Carbon disulfide	ND	ug/L	5.0	0.12	1		12/04/15 11:29	75-15-0	
Carbon tetrachloride	ND	ug/L	1.0	0.18	1		12/04/15 11:29	56-23-5	
Chlorobenzene	ND	ug/L	1.0	0.21	1		12/04/15 11:29	108-90-7	
Chloroethane	ND	ug/L	1.0	0.15	1		12/04/15 11:29	75-00-3	
Chloroform	ND	ug/L	1.0	0.14	1		12/04/15 11:29	67-66-3	
Chloromethane	**1.3**	ug/L	1.0	0.080	1		12/04/15 11:29	74-87-3	
Dibromochloromethane	ND	ug/L	1.0	0.21	1		12/04/15 11:29	124-48-1	
1,1-Dichloroethane	ND	ug/L	1.0	0.050	1		12/04/15 11:29	75-34-3	
1,2-Dichloroethane	ND	ug/L	1.0	0.12	1		12/04/15 11:29	107-06-2	
1,1-Dichloroethene	ND	ug/L	1.0	0.20	1		12/04/15 11:29	75-35-4	
cis-1,2-Dichloroethene	ND	ug/L	1.0	0.080	1		12/04/15 11:29	156-59-2	
trans-1,2-Dichloroethene	ND	ug/L	1.0	0.20	1		12/04/15 11:29	156-60-5	
1,2-Dichloropropane	ND	ug/L	1.0	0.16	1		12/04/15 11:29	78-87-5	
cis-1,3-Dichloropropene	ND	ug/L	1.0	0.14	1		12/04/15 11:29	10061-01-5	
trans-1,3-Dichloropropene	ND	ug/L	1.0	0.12	1		12/04/15 11:29	10061-02-6	
Ethylbenzene	ND	ug/L	1.0	0.18	1		12/04/15 11:29	100-41-4	
2-Hexanone	ND	ug/L	10.0	1.2	1		12/04/15 11:29	591-78-6	
Methylene chloride	ND	ug/L	1.0	0.15	1		12/04/15 11:29	75-09-2	
4-Methyl-2-pentanone (MIBK)	ND	ug/L	10.0	0.42	1		12/04/15 11:29	108-10-1	
Styrene	ND	ug/L	1.0	0.12	1		12/04/15 11:29	100-42-5	
1,1,2,2-Tetrachloroethane	ND	ug/L	1.0	0.15	1		12/04/15 11:29	79-34-5	
Tetrachloroethene	ND	ug/L	1.0	0.10	1		12/04/15 11:29	127-18-4	
Toluene	ND	ug/L	1.0	0.17	1		12/04/15 11:29	108-88-3	
1,1,1-Trichloroethane	ND	ug/L	1.0	0.11	1		12/04/15 11:29	71-55-6	
1,1,2-Trichloroethane	ND	ug/L	1.0	0.20	1		12/04/15 11:29	79-00-5	
Trichloroethene	**6.6**	ug/L	1.0	0.17	1		12/04/15 11:29	79-01-6	
Vinyl chloride	ND	ug/L	1.0	0.13	1		12/04/15 11:29	75-01-4	
Xylene (Total)	ND	ug/L	3.0	0.42	1		12/04/15 11:29	1330-20-7	
Surrogates									
4-Bromofluorobenzene (S)	100	%	80-120		1		12/04/15 11:29	460-00-4	
1,2-Dichloroethane-d4 (S)	103	%	80-120		1		12/04/15 11:29	17060-07-0	
Toluene-d8 (S)	99	%	80-120		1		12/04/15 11:29	2037-26-5	
Preservation pH	**4.0**		0.10	0.10	1		12/04/15 11:29		

REPORT OF LABORATORY ANALYSIS

This report shall not be reproduced, except in full,
without the written consent of Pace Analytical Services, Inc..

Pace Analytical Services, Inc.
9608 Loiret Blvd.
Lenexa, KS 66219
(913)599-5665

ANALYTICAL RESULTS

Project: FORT SMITH, AR
Pace Project No.: 60208638

Sample: MW-81-201512 **Lab ID: 60208638005** Collected: 12/02/15 15:20 Received: 12/03/15 09:05 Matrix: Water

Parameters	Results	Units	Report Limit	MDL	DF	Prepared	Analyzed	CAS No.	Qual
8260 MSV	Analytical Method: EPA 5030B/8260								
Acetone	**14.9**	ug/L	10.0	1.9	1		12/04/15 11:43	67-64-1	B
Benzene	ND	ug/L	1.0	0.060	1		12/04/15 11:43	71-43-2	
Bromodichloromethane	ND	ug/L	1.0	0.19	1		12/04/15 11:43	75-27-4	
Bromoform	**0.22J**	ug/L	1.0	0.070	1		12/04/15 11:43	75-25-2	
Bromomethane	**7.5**	ug/L	5.0	0.16	1		12/04/15 11:43	74-83-9	
2-Butanone (MEK)	ND	ug/L	10.0	0.59	1		12/04/15 11:43	78-93-3	
Carbon disulfide	ND	ug/L	5.0	0.12	1		12/04/15 11:43	75-15-0	
Carbon tetrachloride	ND	ug/L	1.0	0.18	1		12/04/15 11:43	56-23-5	
Chlorobenzene	ND	ug/L	1.0	0.21	1		12/04/15 11:43	108-90-7	
Chloroethane	ND	ug/L	1.0	0.15	1		12/04/15 11:43	75-00-3	
Chloroform	ND	ug/L	1.0	0.14	1		12/04/15 11:43	67-66-3	
Chloromethane	**3.8**	ug/L	1.0	0.080	1		12/04/15 11:43	74-87-3	
Dibromochloromethane	ND	ug/L	1.0	0.21	1		12/04/15 11:43	124-48-1	
1,1-Dichloroethane	ND	ug/L	1.0	0.050	1		12/04/15 11:43	75-34-3	
1,2-Dichloroethane	ND	ug/L	1.0	0.12	1		12/04/15 11:43	107-06-2	
1,1-Dichloroethene	**0.43J**	ug/L	1.0	0.20	1		12/04/15 11:43	75-35-4	
cis-1,2-Dichloroethene	**0.84J**	ug/L	1.0	0.080	1		12/04/15 11:43	156-59-2	
trans-1,2-Dichloroethene	ND	ug/L	1.0	0.20	1		12/04/15 11:43	156-60-5	
1,2-Dichloropropane	ND	ug/L	1.0	0.16	1		12/04/15 11:43	78-87-5	
cis-1,3-Dichloropropene	ND	ug/L	1.0	0.14	1		12/04/15 11:43	10061-01-5	
trans-1,3-Dichloropropene	ND	ug/L	1.0	0.12	1		12/04/15 11:43	10061-02-6	
Ethylbenzene	ND	ug/L	1.0	0.18	1		12/04/15 11:43	100-41-4	
2-Hexanone	ND	ug/L	10.0	1.2	1		12/04/15 11:43	591-78-6	
Methylene chloride	ND	ug/L	1.0	0.15	1		12/04/15 11:43	75-09-2	
4-Methyl-2-pentanone (MIBK)	ND	ug/L	10.0	0.42	1		12/04/15 11:43	108-10-1	
Styrene	ND	ug/L	1.0	0.12	1		12/04/15 11:43	100-42-5	
1,1,2,2-Tetrachloroethane	ND	ug/L	1.0	0.15	1		12/04/15 11:43	79-34-5	
Tetrachloroethene	ND	ug/L	1.0	0.10	1		12/04/15 11:43	127-18-4	
Toluene	ND	ug/L	1.0	0.17	1		12/04/15 11:43	108-88-3	
1,1,1-Trichloroethane	ND	ug/L	1.0	0.11	1		12/04/15 11:43	71-55-6	
1,1,2-Trichloroethane	ND	ug/L	1.0	0.20	1		12/04/15 11:43	79-00-5	
Trichloroethene	**56.1**	ug/L	1.0	0.17	1		12/04/15 11:43	79-01-6	
Vinyl chloride	ND	ug/L	1.0	0.13	1		12/04/15 11:43	75-01-4	
Xylene (Total)	ND	ug/L	3.0	0.42	1		12/04/15 11:43	1330-20-7	
Surrogates									
4-Bromofluorobenzene (S)	103	%	80-120		1		12/04/15 11:43	460-00-4	
1,2-Dichloroethane-d4 (S)	101	%	80-120		1		12/04/15 11:43	17060-07-0	
Toluene-d8 (S)	98	%	80-120		1		12/04/15 11:43	2037-26-5	
Preservation pH	**3.0**		0.10	0.10	1		12/04/15 11:43		

REPORT OF LABORATORY ANALYSIS

This report shall not be reproduced, except in full,
without the written consent of Pace Analytical Services, Inc..

Pace Analytical Services, Inc.
9608 Loiret Blvd.
Lenexa, KS 66219
(913)599-5665

ANALYTICAL RESULTS

Project: FORT SMITH, AR
Pace Project No.: 60208638

Sample: MW-83-201512 **Lab ID: 60208638006** Collected: 12/02/15 09:50 Received: 12/03/15 09:05 Matrix: Water

Parameters	Results	Units	Report Limit	MDL	DF	Prepared	Analyzed	CAS No.	Qual
8260 MSV	Analytical Method: EPA 5030B/8260								
Acetone	**34.3**	ug/L	10.0	1.9	1		12/04/15 10:45	67-64-1	B
Benzene	ND	ug/L	1.0	0.060	1		12/04/15 10:45	71-43-2	
Bromodichloromethane	ND	ug/L	1.0	0.19	1		12/04/15 10:45	75-27-4	
Bromoform	**3.3**	ug/L	1.0	0.070	1		12/04/15 10:45	75-25-2	
Bromomethane	**14.4**	ug/L	5.0	0.16	1		12/04/15 10:45	74-83-9	
2-Butanone (MEK)	ND	ug/L	10.0	0.59	1		12/04/15 10:45	78-93-3	
Carbon disulfide	ND	ug/L	5.0	0.12	1		12/04/15 10:45	75-15-0	
Carbon tetrachloride	ND	ug/L	1.0	0.18	1		12/04/15 10:45	56-23-5	
Chlorobenzene	ND	ug/L	1.0	0.21	1		12/04/15 10:45	108-90-7	
Chloroethane	ND	ug/L	1.0	0.15	1		12/04/15 10:45	75-00-3	
Chloroform	ND	ug/L	1.0	0.14	1		12/04/15 10:45	67-66-3	
Chloromethane	**10.6**	ug/L	1.0	0.080	1		12/04/15 10:45	74-87-3	
Dibromochloromethane	ND	ug/L	1.0	0.21	1		12/04/15 10:45	124-48-1	
1,1-Dichloroethane	ND	ug/L	1.0	0.050	1		12/04/15 10:45	75-34-3	
1,2-Dichloroethane	ND	ug/L	1.0	0.12	1		12/04/15 10:45	107-06-2	
1,1-Dichloroethene	**0.53J**	ug/L	1.0	0.20	1		12/04/15 10:45	75-35-4	
cis-1,2-Dichloroethene	ND	ug/L	1.0	0.080	1		12/04/15 10:45	156-59-2	
trans-1,2-Dichloroethene	ND	ug/L	1.0	0.20	1		12/04/15 10:45	156-60-5	
1,2-Dichloropropane	ND	ug/L	1.0	0.16	1		12/04/15 10:45	78-87-5	
cis-1,3-Dichloropropene	ND	ug/L	1.0	0.14	1		12/04/15 10:45	10061-01-5	
trans-1,3-Dichloropropene	ND	ug/L	1.0	0.12	1		12/04/15 10:45	10061-02-6	
Ethylbenzene	ND	ug/L	1.0	0.18	1		12/04/15 10:45	100-41-4	
2-Hexanone	ND	ug/L	10.0	1.2	1		12/04/15 10:45	591-78-6	
Methylene chloride	ND	ug/L	1.0	0.15	1		12/04/15 10:45	75-09-2	
4-Methyl-2-pentanone (MIBK)	ND	ug/L	10.0	0.42	1		12/04/15 10:45	108-10-1	
Styrene	ND	ug/L	1.0	0.12	1		12/04/15 10:45	100-42-5	
1,1,2,2-Tetrachloroethane	ND	ug/L	1.0	0.15	1		12/04/15 10:45	79-34-5	
Tetrachloroethene	ND	ug/L	1.0	0.10	1		12/04/15 10:45	127-18-4	
Toluene	ND	ug/L	1.0	0.17	1		12/04/15 10:45	108-88-3	
1,1,1-Trichloroethane	ND	ug/L	1.0	0.11	1		12/04/15 10:45	71-55-6	
1,1,2-Trichloroethane	ND	ug/L	1.0	0.20	1		12/04/15 10:45	79-00-5	
Trichloroethene	**1.3**	ug/L	1.0	0.17	1		12/04/15 10:45	79-01-6	
Vinyl chloride	ND	ug/L	1.0	0.13	1		12/04/15 10:45	75-01-4	
Xylene (Total)	ND	ug/L	3.0	0.42	1		12/04/15 10:45	1330-20-7	
Surrogates									
4-Bromofluorobenzene (S)	99	%	80-120		1		12/04/15 10:45	460-00-4	
1,2-Dichloroethane-d4 (S)	104	%	80-120		1		12/04/15 10:45	17060-07-0	
Toluene-d8 (S)	96	%	80-120		1		12/04/15 10:45	2037-26-5	
Preservation pH	**3.0**		0.10	0.10	1		12/04/15 10:45		

REPORT OF LABORATORY ANALYSIS

This report shall not be reproduced, except in full,
without the written consent of Pace Analytical Services, Inc..

Pace Analytical Services, Inc.
9608 Loiret Blvd.
Lenexa, KS 66219
(913)599-5665

ANALYTICAL RESULTS

Project: FORT SMITH, AR
Pace Project No.: 60208638

Sample: IW-77-201512 **Lab ID: 60208638007** Collected: 12/02/15 13:35 Received: 12/03/15 09:05 Matrix: Water

Parameters	Results	Units	Report Limit	MDL	DF	Prepared	Analyzed	CAS No.	Qual
8260 MSV	Analytical Method: EPA 5030B/8260								
Acetone	**29.8**	ug/L	10.0	1.9	1		12/04/15 10:31	67-64-1	B
Benzene	**0.12J**	ug/L	1.0	0.060	1		12/04/15 10:31	71-43-2	
Bromodichloromethane	ND	ug/L	1.0	0.19	1		12/04/15 10:31	75-27-4	
Bromoform	ND	ug/L	1.0	0.070	1		12/04/15 10:31	75-25-2	
Bromomethane	**5.0**	ug/L	5.0	0.16	1		12/04/15 10:31	74-83-9	
2-Butanone (MEK)	ND	ug/L	10.0	0.59	1		12/04/15 10:31	78-93-3	
Carbon disulfide	ND	ug/L	5.0	0.12	1		12/04/15 10:31	75-15-0	
Carbon tetrachloride	ND	ug/L	1.0	0.18	1		12/04/15 10:31	56-23-5	
Chlorobenzene	ND	ug/L	1.0	0.21	1		12/04/15 10:31	108-90-7	
Chloroethane	ND	ug/L	1.0	0.15	1		12/04/15 10:31	75-00-3	
Chloroform	**0.31J**	ug/L	1.0	0.14	1		12/04/15 10:31	67-66-3	
Chloromethane	**11.1**	ug/L	1.0	0.080	1		12/04/15 10:31	74-87-3	
Dibromochloromethane	ND	ug/L	1.0	0.21	1		12/04/15 10:31	124-48-1	
1,1-Dichloroethane	ND	ug/L	1.0	0.050	1		12/04/15 10:31	75-34-3	
1,2-Dichloroethane	ND	ug/L	1.0	0.12	1		12/04/15 10:31	107-06-2	
1,1-Dichloroethene	ND	ug/L	1.0	0.20	1		12/04/15 10:31	75-35-4	
cis-1,2-Dichloroethene	**1.3**	ug/L	1.0	0.080	1		12/04/15 10:31	156-59-2	
trans-1,2-Dichloroethene	**0.34J**	ug/L	1.0	0.20	1		12/04/15 10:31	156-60-5	
1,2-Dichloropropane	ND	ug/L	1.0	0.16	1		12/04/15 10:31	78-87-5	
cis-1,3-Dichloropropene	ND	ug/L	1.0	0.14	1		12/04/15 10:31	10061-01-5	
trans-1,3-Dichloropropene	ND	ug/L	1.0	0.12	1		12/04/15 10:31	10061-02-6	
Ethylbenzene	ND	ug/L	1.0	0.18	1		12/04/15 10:31	100-41-4	
2-Hexanone	ND	ug/L	10.0	1.2	1		12/04/15 10:31	591-78-6	
Methylene chloride	**0.25J**	ug/L	1.0	0.15	1		12/04/15 10:31	75-09-2	
4-Methyl-2-pentanone (MIBK)	ND	ug/L	10.0	0.42	1		12/04/15 10:31	108-10-1	
Styrene	ND	ug/L	1.0	0.12	1		12/04/15 10:31	100-42-5	
1,1,2,2-Tetrachloroethane	ND	ug/L	1.0	0.15	1		12/04/15 10:31	79-34-5	
Tetrachloroethene	ND	ug/L	1.0	0.10	1		12/04/15 10:31	127-18-4	
Toluene	ND	ug/L	1.0	0.17	1		12/04/15 10:31	108-88-3	
1,1,1-Trichloroethane	ND	ug/L	1.0	0.11	1		12/04/15 10:31	71-55-6	
1,1,2-Trichloroethane	ND	ug/L	1.0	0.20	1		12/04/15 10:31	79-00-5	
Trichloroethene	**87.8**	ug/L	1.0	0.17	1		12/04/15 10:31	79-01-6	
Vinyl chloride	ND	ug/L	1.0	0.13	1		12/04/15 10:31	75-01-4	
Xylene (Total)	ND	ug/L	3.0	0.42	1		12/04/15 10:31	1330-20-7	
Surrogates									
4-Bromofluorobenzene (S)	97	%	80-120		1		12/04/15 10:31	460-00-4	
1,2-Dichloroethane-d4 (S)	111	%	80-120		1		12/04/15 10:31	17060-07-0	
Toluene-d8 (S)	98	%	80-120		1		12/04/15 10:31	2037-26-5	
Preservation pH	**4.0**		0.10	0.10	1		12/04/15 10:31		

REPORT OF LABORATORY ANALYSIS

This report shall not be reproduced, except in full,
without the written consent of Pace Analytical Services, Inc..

Pace Analytical Services, Inc.
9608 Loiret Blvd.
Lenexa, KS 66219
(913)599-5665

ANALYTICAL RESULTS

Project: FORT SMITH, AR
Pace Project No.: 60208638

Sample: IW-80-201512 **Lab ID: 60208638008** Collected: 12/02/15 11:10 Received: 12/03/15 09:05 Matrix: Water

Parameters	Results	Units	Report Limit	MDL	DF	Prepared	Analyzed	CAS No.	Qual
8260 MSV	Analytical Method: EPA 5030B/8260								
Acetone	**8.9J**	ug/L	10.0	1.9	1		12/07/15 12:44	67-64-1	B
Benzene	ND	ug/L	1.0	0.060	1		12/07/15 12:44	71-43-2	
Bromodichloromethane	ND	ug/L	1.0	0.19	1		12/07/15 12:44	75-27-4	
Bromoform	**1.1**	ug/L	1.0	0.070	1		12/07/15 12:44	75-25-2	
Bromomethane	ND	ug/L	5.0	0.16	1		12/07/15 12:44	74-83-9	
2-Butanone (MEK)	ND	ug/L	10.0	0.59	1		12/07/15 12:44	78-93-3	
Carbon disulfide	**0.14J**	ug/L	5.0	0.12	1		12/07/15 12:44	75-15-0	B
Carbon tetrachloride	ND	ug/L	1.0	0.18	1		12/07/15 12:44	56-23-5	
Chlorobenzene	ND	ug/L	1.0	0.21	1		12/07/15 12:44	108-90-7	
Chloroethane	ND	ug/L	1.0	0.15	1		12/07/15 12:44	75-00-3	
Chloroform	ND	ug/L	1.0	0.14	1		12/07/15 12:44	67-66-3	
Chloromethane	**0.71J**	ug/L	1.0	0.080	1		12/07/15 12:44	74-87-3	B
Dibromochloromethane	ND	ug/L	1.0	0.21	1		12/07/15 12:44	124-48-1	
1,1-Dichloroethane	ND	ug/L	1.0	0.050	1		12/07/15 12:44	75-34-3	
1,2-Dichloroethane	ND	ug/L	1.0	0.12	1		12/07/15 12:44	107-06-2	
1,1-Dichloroethene	ND	ug/L	1.0	0.20	1		12/07/15 12:44	75-35-4	
cis-1,2-Dichloroethene	**0.35J**	ug/L	1.0	0.080	1		12/07/15 12:44	156-59-2	
trans-1,2-Dichloroethene	ND	ug/L	1.0	0.20	1		12/07/15 12:44	156-60-5	
1,2-Dichloropropane	ND	ug/L	1.0	0.16	1		12/07/15 12:44	78-87-5	
cis-1,3-Dichloropropene	ND	ug/L	1.0	0.14	1		12/07/15 12:44	10061-01-5	
trans-1,3-Dichloropropene	ND	ug/L	1.0	0.12	1		12/07/15 12:44	10061-02-6	
Ethylbenzene	ND	ug/L	1.0	0.18	1		12/07/15 12:44	100-41-4	
2-Hexanone	ND	ug/L	10.0	1.2	1		12/07/15 12:44	591-78-6	
Methylene chloride	ND	ug/L	1.0	0.15	1		12/07/15 12:44	75-09-2	
4-Methyl-2-pentanone (MIBK)	ND	ug/L	10.0	0.42	1		12/07/15 12:44	108-10-1	
Styrene	ND	ug/L	1.0	0.12	1		12/07/15 12:44	100-42-5	
1,1,2,2-Tetrachloroethane	ND	ug/L	1.0	0.15	1		12/07/15 12:44	79-34-5	
Tetrachloroethene	ND	ug/L	1.0	0.10	1		12/07/15 12:44	127-18-4	
Toluene	ND	ug/L	1.0	0.17	1		12/07/15 12:44	108-88-3	
1,1,1-Trichloroethane	ND	ug/L	1.0	0.11	1		12/07/15 12:44	71-55-6	
1,1,2-Trichloroethane	ND	ug/L	1.0	0.20	1		12/07/15 12:44	79-00-5	
Trichloroethene	**9.0**	ug/L	1.0	0.17	1		12/07/15 12:44	79-01-6	
Vinyl chloride	ND	ug/L	1.0	0.13	1		12/07/15 12:44	75-01-4	
Xylene (Total)	ND	ug/L	3.0	0.42	1		12/07/15 12:44	1330-20-7	
Surrogates									
4-Bromofluorobenzene (S)	98	%	80-120		1		12/07/15 12:44	460-00-4	
1,2-Dichloroethane-d4 (S)	104	%	80-120		1		12/07/15 12:44	17060-07-0	
Toluene-d8 (S)	99	%	80-120		1		12/07/15 12:44	2037-26-5	
Preservation pH	**4.0**		0.10	0.10	1		12/07/15 12:44		

REPORT OF LABORATORY ANALYSIS

This report shall not be reproduced, except in full,
without the written consent of Pace Analytical Services, Inc..

Pace Analytical Services, Inc.
9608 Loiret Blvd.
Lenexa, KS 66219
(913)599-5665

ANALYTICAL RESULTS

Project: FORT SMITH, AR
Pace Project No.: 60208638

Sample: TB-2-201512 **Lab ID: 60208638009** Collected: 12/02/15 08:00 Received: 12/03/15 09:05 Matrix: Water

Parameters	Results	Units	Report Limit	MDL	DF	Prepared	Analyzed	CAS No.	Qual
8260 MSV	Analytical Method: EPA 5030B/8260								
Acetone	ND	ug/L	10.0	1.9	1		12/04/15 09:31	67-64-1	
Benzene	ND	ug/L	1.0	0.060	1		12/04/15 09:31	71-43-2	
Bromodichloromethane	ND	ug/L	1.0	0.19	1		12/04/15 09:31	75-27-4	
Bromoform	ND	ug/L	1.0	0.070	1		12/04/15 09:31	75-25-2	
Bromomethane	ND	ug/L	5.0	0.16	1		12/04/15 09:31	74-83-9	
2-Butanone (MEK)	ND	ug/L	10.0	0.59	1		12/04/15 09:31	78-93-3	
Carbon disulfide	ND	ug/L	5.0	0.12	1		12/04/15 09:31	75-15-0	
Carbon tetrachloride	ND	ug/L	1.0	0.18	1		12/04/15 09:31	56-23-5	
Chlorobenzene	ND	ug/L	1.0	0.21	1		12/04/15 09:31	108-90-7	
Chloroethane	ND	ug/L	1.0	0.15	1		12/04/15 09:31	75-00-3	
Chloroform	ND	ug/L	1.0	0.14	1		12/04/15 09:31	67-66-3	
Chloromethane	**0.24J**	ug/L	1.0	0.080	1		12/04/15 09:31	74-87-3	
Dibromochloromethane	ND	ug/L	1.0	0.21	1		12/04/15 09:31	124-48-1	
1,1-Dichloroethane	ND	ug/L	1.0	0.050	1		12/04/15 09:31	75-34-3	
1,2-Dichloroethane	ND	ug/L	1.0	0.12	1		12/04/15 09:31	107-06-2	
1,1-Dichloroethene	ND	ug/L	1.0	0.20	1		12/04/15 09:31	75-35-4	
cis-1,2-Dichloroethene	ND	ug/L	1.0	0.080	1		12/04/15 09:31	156-59-2	
trans-1,2-Dichloroethene	ND	ug/L	1.0	0.20	1		12/04/15 09:31	156-60-5	
1,2-Dichloropropane	ND	ug/L	1.0	0.16	1		12/04/15 09:31	78-87-5	
cis-1,3-Dichloropropene	ND	ug/L	1.0	0.14	1		12/04/15 09:31	10061-01-5	
trans-1,3-Dichloropropene	ND	ug/L	1.0	0.12	1		12/04/15 09:31	10061-02-6	
Ethylbenzene	ND	ug/L	1.0	0.18	1		12/04/15 09:31	100-41-4	
2-Hexanone	ND	ug/L	10.0	1.2	1		12/04/15 09:31	591-78-6	
Methylene chloride	**0.56J**	ug/L	1.0	0.15	1		12/04/15 09:31	75-09-2	
4-Methyl-2-pentanone (MIBK)	ND	ug/L	10.0	0.42	1		12/04/15 09:31	108-10-1	
Styrene	ND	ug/L	1.0	0.12	1		12/04/15 09:31	100-42-5	
1,1,2,2-Tetrachloroethane	ND	ug/L	1.0	0.15	1		12/04/15 09:31	79-34-5	
Tetrachloroethene	ND	ug/L	1.0	0.10	1		12/04/15 09:31	127-18-4	
Toluene	ND	ug/L	1.0	0.17	1		12/04/15 09:31	108-88-3	
1,1,1-Trichloroethane	ND	ug/L	1.0	0.11	1		12/04/15 09:31	71-55-6	
1,1,2-Trichloroethane	ND	ug/L	1.0	0.20	1		12/04/15 09:31	79-00-5	
Trichloroethene	ND	ug/L	1.0	0.17	1		12/04/15 09:31	79-01-6	
Vinyl chloride	ND	ug/L	1.0	0.13	1		12/04/15 09:31	75-01-4	
Xylene (Total)	ND	ug/L	3.0	0.42	1		12/04/15 09:31	1330-20-7	
Surrogates									
4-Bromofluorobenzene (S)	101	%	80-120		1		12/04/15 09:31	460-00-4	
1,2-Dichloroethane-d4 (S)	99	%	80-120		1		12/04/15 09:31	17060-07-0	
Toluene-d8 (S)	96	%	80-120		1		12/04/15 09:31	2037-26-5	
Preservation pH	**1.0**		0.10	0.10	1		12/04/15 09:31		

REPORT OF LABORATORY ANALYSIS

This report shall not be reproduced, except in full,
without the written consent of Pace Analytical Services, Inc..

Pace Analytical Services, Inc.
9608 Loiret Blvd.
Lenexa, KS 66219
(913)599-5665

QUALITY CONTROL DATA

Project: FORT SMITH, AR
Pace Project No.: 60208638

QC Batch: MSV/73148
QC Batch Method: EPA 5030B/8260
Analysis Method: EPA 5030B/8260
Analysis Description: 8260 MSV Water 10 mL Purge
Associated Lab Samples: 60208638009

METHOD BLANK: 1678720
Matrix: Water
Associated Lab Samples: 60208638009

Parameter	Units	Blank Result	Reporting Limit	MDL	Analyzed	Qualifiers
1,1,1-Trichloroethane	ug/L	ND	1.0	0.11	12/04/15 09:16	
1,1,2,2-Tetrachloroethane	ug/L	ND	1.0	0.15	12/04/15 09:16	
1,1,2-Trichloroethane	ug/L	ND	1.0	0.20	12/04/15 09:16	
1,1-Dichloroethane	ug/L	ND	1.0	0.050	12/04/15 09:16	
1,1-Dichloroethene	ug/L	ND	1.0	0.20	12/04/15 09:16	
1,2-Dichloroethane	ug/L	ND	1.0	0.12	12/04/15 09:16	
1,2-Dichloropropane	ug/L	ND	1.0	0.16	12/04/15 09:16	
2-Butanone (MEK)	ug/L	ND	10.0	0.59	12/04/15 09:16	
2-Hexanone	ug/L	ND	10.0	1.2	12/04/15 09:16	
4-Methyl-2-pentanone (MIBK)	ug/L	ND	10.0	0.42	12/04/15 09:16	
Acetone	ug/L	4.7J	10.0	1.9	12/04/15 09:16	
Benzene	ug/L	ND	1.0	0.060	12/04/15 09:16	
Bromodichloromethane	ug/L	ND	1.0	0.19	12/04/15 09:16	
Bromoform	ug/L	ND	1.0	0.070	12/04/15 09:16	
Bromomethane	ug/L	ND	5.0	0.16	12/04/15 09:16	
Carbon disulfide	ug/L	ND	5.0	0.12	12/04/15 09:16	
Carbon tetrachloride	ug/L	ND	1.0	0.18	12/04/15 09:16	
Chlorobenzene	ug/L	ND	1.0	0.21	12/04/15 09:16	
Chloroethane	ug/L	ND	1.0	0.15	12/04/15 09:16	
Chloroform	ug/L	ND	1.0	0.14	12/04/15 09:16	
Chloromethane	ug/L	ND	1.0	0.080	12/04/15 09:16	
cis-1,2-Dichloroethene	ug/L	ND	1.0	0.080	12/04/15 09:16	
cis-1,3-Dichloropropene	ug/L	ND	1.0	0.14	12/04/15 09:16	
Dibromochloromethane	ug/L	ND	1.0	0.21	12/04/15 09:16	
Ethylbenzene	ug/L	ND	1.0	0.18	12/04/15 09:16	
Methylene chloride	ug/L	ND	1.0	0.15	12/04/15 09:16	
Styrene	ug/L	ND	1.0	0.12	12/04/15 09:16	
Tetrachloroethene	ug/L	ND	1.0	0.10	12/04/15 09:16	
Toluene	ug/L	ND	1.0	0.17	12/04/15 09:16	
trans-1,2-Dichloroethene	ug/L	ND	1.0	0.20	12/04/15 09:16	
trans-1,3-Dichloropropene	ug/L	ND	1.0	0.12	12/04/15 09:16	
Trichloroethene	ug/L	ND	1.0	0.17	12/04/15 09:16	
Vinyl chloride	ug/L	ND	1.0	0.13	12/04/15 09:16	
Xylene (Total)	ug/L	ND	3.0	0.42	12/04/15 09:16	
1,2-Dichloroethane-d4 (S)	%	113	80-120		12/04/15 09:16	
4-Bromofluorobenzene (S)	%	100	80-120		12/04/15 09:16	
Toluene-d8 (S)	%	101	80-120		12/04/15 09:16	

Results presented on this page are in the units indicated by the "Units" column except where an alternate unit is presented to the right of the result.

REPORT OF LABORATORY ANALYSIS

This report shall not be reproduced, except in full,
without the written consent of Pace Analytical Services, Inc..

Pace Analytical Services, Inc.
9608 Loiret Blvd.
Lenexa, KS 66219
(913)599-5665

QUALITY CONTROL DATA

Project: FORT SMITH, AR
Pace Project No.: 60208638

LABORATORY CONTROL SAMPLE: 1678721

Parameter	Units	Spike Conc.	LCS Result	LCS % Rec	% Rec Limits	Qualifiers
1,1,1-Trichloroethane	ug/L	20	19.6	98	80-120	
1,1,2,2-Tetrachloroethane	ug/L	20	18.7	94	73-121	
1,1,2-Trichloroethane	ug/L	20	18.3	92	80-120	
1,1-Dichloroethane	ug/L	20	20.6	103	80-120	
1,1-Dichloroethene	ug/L	20	20.2	101	80-120	
1,2-Dichloroethane	ug/L	20	20.0	100	81-120	
1,2-Dichloropropane	ug/L	20	20.0	100	80-120	
2-Butanone (MEK)	ug/L	100	108	108	67-122	
2-Hexanone	ug/L	100	106	106	75-121	
4-Methyl-2-pentanone (MIBK)	ug/L	100	110	110	76-120	
Acetone	ug/L	100	106	106	72-120	
Benzene	ug/L	20	20.0	100	80-120	
Bromodichloromethane	ug/L	20	20.8	104	80-120	
Bromoform	ug/L	20	17.3	87	73-138	
Bromomethane	ug/L	20	21.6	108	38-137	
Carbon disulfide	ug/L	20	20.2	101	71-129	
Carbon tetrachloride	ug/L	20	20.1	100	67-146	
Chlorobenzene	ug/L	20	19.0	95	80-120	
Chloroethane	ug/L	20	20.2	101	76-120	
Chloroform	ug/L	20	19.1	95	80-120	
Chloromethane	ug/L	20	24.4	122	34-165	
cis-1,2-Dichloroethene	ug/L	20	20.5	103	80-120	
cis-1,3-Dichloropropene	ug/L	20	20.1	101	80-120	
Dibromochloromethane	ug/L	20	20.3	101	80-126	
Ethylbenzene	ug/L	20	19.5	97	80-120	
Methylene chloride	ug/L	20	19.4	97	80-120	
Styrene	ug/L	20	20.7	103	80-123	
Tetrachloroethene	ug/L	20	19.4	97	80-123	
Toluene	ug/L	20	19.8	99	80-120	
trans-1,2-Dichloroethene	ug/L	20	17.1	85	80-120	
trans-1,3-Dichloropropene	ug/L	20	21.0	105	80-129	
Trichloroethene	ug/L	20	19.5	97	80-120	
Vinyl chloride	ug/L	20	22.2	111	62-125	
Xylene (Total)	ug/L	60	58.5	98	80-120	
1,2-Dichloroethane-d4 (S)	%			96	80-120	
4-Bromofluorobenzene (S)	%			101	80-120	
Toluene-d8 (S)	%			99	80-120	

Results presented on this page are in the units indicated by the "Units" column except where an alternate unit is presented to the right of the result.

REPORT OF LABORATORY ANALYSIS

This report shall not be reproduced, except in full,
without the written consent of Pace Analytical Services, Inc..

Pace Analytical Services, Inc.
9608 Loiret Blvd.
Lenexa, KS 66219
(913)599-5665

QUALITY CONTROL DATA

Project: FORT SMITH, AR
Pace Project No.: 60208638

QC Batch: MSV/73147 Analysis Method: EPA 5030B/8260
QC Batch Method: EPA 5030B/8260 Analysis Description: 8260 MSV Water 7 day
Associated Lab Samples: 60208638001, 60208638002, 60208638003, 60208638004, 60208638005, 60208638006, 60208638007

METHOD BLANK: 1678718 Matrix: Water
Associated Lab Samples: 60208638001, 60208638002, 60208638003, 60208638004, 60208638005, 60208638006, 60208638007

Parameter	Units	Blank Result	Reporting Limit	MDL	Analyzed	Qualifiers
1,1,1-Trichloroethane	ug/L	ND	1.0	0.11	12/04/15 09:16	
1,1,2,2-Tetrachloroethane	ug/L	ND	1.0	0.15	12/04/15 09:16	
1,1,2-Trichloroethane	ug/L	ND	1.0	0.20	12/04/15 09:16	
1,1-Dichloroethane	ug/L	ND	1.0	0.050	12/04/15 09:16	
1,1-Dichloroethene	ug/L	ND	1.0	0.20	12/04/15 09:16	
1,2-Dichloroethane	ug/L	ND	1.0	0.12	12/04/15 09:16	
1,2-Dichloropropane	ug/L	ND	1.0	0.16	12/04/15 09:16	
2-Butanone (MEK)	ug/L	ND	10.0	0.59	12/04/15 09:16	
2-Hexanone	ug/L	ND	10.0	1.2	12/04/15 09:16	
4-Methyl-2-pentanone (MIBK)	ug/L	ND	10.0	0.42	12/04/15 09:16	
Acetone	ug/L	4.7J	10.0	1.9	12/04/15 09:16	
Benzene	ug/L	ND	1.0	0.060	12/04/15 09:16	
Bromodichloromethane	ug/L	ND	1.0	0.19	12/04/15 09:16	
Bromoform	ug/L	ND	1.0	0.070	12/04/15 09:16	
Bromomethane	ug/L	ND	5.0	0.16	12/04/15 09:16	
Carbon disulfide	ug/L	ND	5.0	0.12	12/04/15 09:16	
Carbon tetrachloride	ug/L	ND	1.0	0.18	12/04/15 09:16	
Chlorobenzene	ug/L	ND	1.0	0.21	12/04/15 09:16	
Chloroethane	ug/L	ND	1.0	0.15	12/04/15 09:16	
Chloroform	ug/L	ND	1.0	0.14	12/04/15 09:16	
Chloromethane	ug/L	ND	1.0	0.080	12/04/15 09:16	
cis-1,2-Dichloroethene	ug/L	ND	1.0	0.080	12/04/15 09:16	
cis-1,3-Dichloropropene	ug/L	ND	1.0	0.14	12/04/15 09:16	
Dibromochloromethane	ug/L	ND	1.0	0.21	12/04/15 09:16	
Ethylbenzene	ug/L	ND	1.0	0.18	12/04/15 09:16	
Methylene chloride	ug/L	ND	1.0	0.15	12/04/15 09:16	
Styrene	ug/L	ND	1.0	0.12	12/04/15 09:16	
Tetrachloroethene	ug/L	ND	1.0	0.10	12/04/15 09:16	
Toluene	ug/L	ND	1.0	0.17	12/04/15 09:16	
trans-1,2-Dichloroethene	ug/L	ND	1.0	0.20	12/04/15 09:16	
trans-1,3-Dichloropropene	ug/L	ND	1.0	0.12	12/04/15 09:16	
Trichloroethene	ug/L	ND	1.0	0.17	12/04/15 09:16	
Vinyl chloride	ug/L	ND	1.0	0.13	12/04/15 09:16	
Xylene (Total)	ug/L	ND	3.0	0.42	12/04/15 09:16	
1,2-Dichloroethane-d4 (S)	%	113	80-120		12/04/15 09:16	
4-Bromofluorobenzene (S)	%	100	80-120		12/04/15 09:16	
Toluene-d8 (S)	%	101	80-120		12/04/15 09:16	

Results presented on this page are in the units indicated by the "Units" column except where an alternate unit is presented to the right of the result.

REPORT OF LABORATORY ANALYSIS

This report shall not be reproduced, except in full,
without the written consent of Pace Analytical Services, Inc..

Pace Analytical Services, Inc.
9608 Loiret Blvd.
Lenexa, KS 66219
(913)599-5665

QUALITY CONTROL DATA

Project: FORT SMITH, AR
Pace Project No.: 60208638

LABORATORY CONTROL SAMPLE: 1678719

Parameter	Units	Spike Conc.	LCS Result	LCS % Rec	% Rec Limits	Qualifiers
1,1,1-Trichloroethane	ug/L	20	19.6	98	80-120	
1,1,2,2-Tetrachloroethane	ug/L	20	18.7	94	73-121	
1,1,2-Trichloroethane	ug/L	20	18.3	92	80-120	
1,1-Dichloroethane	ug/L	20	20.6	103	80-120	
1,1-Dichloroethene	ug/L	20	20.2	101	80-120	
1,2-Dichloroethane	ug/L	20	20.0	100	81-120	
1,2-Dichloropropane	ug/L	20	20.0	100	80-120	
2-Butanone (MEK)	ug/L	100	108	108	67-122	
2-Hexanone	ug/L	100	106	106	75-121	
4-Methyl-2-pentanone (MIBK)	ug/L	100	110	110	76-120	
Acetone	ug/L	100	106	106	72-120	
Benzene	ug/L	20	20.0	100	80-120	
Bromodichloromethane	ug/L	20	20.8	104	80-120	
Bromoform	ug/L	20	17.3	87	73-138	
Bromomethane	ug/L	20	21.6	108	38-137	
Carbon disulfide	ug/L	20	20.2	101	71-129	
Carbon tetrachloride	ug/L	20	20.1	100	67-146	
Chlorobenzene	ug/L	20	19.0	95	80-120	
Chloroethane	ug/L	20	20.2	101	76-120	
Chloroform	ug/L	20	19.1	95	80-120	
Chloromethane	ug/L	20	24.4	122	34-165	
cis-1,2-Dichloroethene	ug/L	20	20.5	103	80-120	
cis-1,3-Dichloropropene	ug/L	20	20.1	101	80-120	
Dibromochloromethane	ug/L	20	20.3	101	80-126	
Ethylbenzene	ug/L	20	19.5	97	80-120	
Methylene chloride	ug/L	20	19.4	97	80-120	
Styrene	ug/L	20	20.7	103	80-123	
Tetrachloroethene	ug/L	20	19.4	97	80-123	
Toluene	ug/L	20	19.8	99	80-120	
trans-1,2-Dichloroethene	ug/L	20	17.1	85	80-120	
trans-1,3-Dichloropropene	ug/L	20	21.0	105	80-129	
Trichloroethene	ug/L	20	19.5	97	80-120	
Vinyl chloride	ug/L	20	22.2	111	62-125	
Xylene (Total)	ug/L	60	58.5	98	80-120	
1,2-Dichloroethane-d4 (S)	%			96	80-120	
4-Bromofluorobenzene (S)	%			101	80-120	
Toluene-d8 (S)	%			99	80-120	

Results presented on this page are in the units indicated by the "Units" column except where an alternate unit is presented to the right of the result.

REPORT OF LABORATORY ANALYSIS

This report shall not be reproduced, except in full,
without the written consent of Pace Analytical Services, Inc..

Pace Analytical Services, Inc.
9608 Loiret Blvd.
Lenexa, KS 66219
(913)599-5665

QUALITY CONTROL DATA

Project: FORT SMITH, AR
Pace Project No.: 60208638

QC Batch: MSV/73164
QC Batch Method: EPA 5030B/8260
Analysis Method: EPA 5030B/8260
Analysis Description: 8260 MSV Water 7 day
Associated Lab Samples: 60208638008

METHOD BLANK: 1679804
Matrix: Water
Associated Lab Samples: 60208638008

Parameter	Units	Blank Result	Reporting Limit	MDL	Analyzed	Qualifiers
1,1,1-Trichloroethane	ug/L	ND	1.0	0.11	12/07/15 12:29	
1,1,2,2-Tetrachloroethane	ug/L	ND	1.0	0.15	12/07/15 12:29	
1,1,2-Trichloroethane	ug/L	ND	1.0	0.20	12/07/15 12:29	
1,1-Dichloroethane	ug/L	ND	1.0	0.050	12/07/15 12:29	
1,1-Dichloroethene	ug/L	ND	1.0	0.20	12/07/15 12:29	
1,2-Dichloroethane	ug/L	ND	1.0	0.12	12/07/15 12:29	
1,2-Dichloropropane	ug/L	ND	1.0	0.16	12/07/15 12:29	
2-Butanone (MEK)	ug/L	ND	10.0	0.59	12/07/15 12:29	
2-Hexanone	ug/L	ND	10.0	1.2	12/07/15 12:29	
4-Methyl-2-pentanone (MIBK)	ug/L	ND	10.0	0.42	12/07/15 12:29	
Acetone	ug/L	2.1J	10.0	1.9	12/07/15 12:29	
Benzene	ug/L	ND	1.0	0.060	12/07/15 12:29	
Bromodichloromethane	ug/L	ND	1.0	0.19	12/07/15 12:29	
Bromoform	ug/L	ND	1.0	0.070	12/07/15 12:29	
Bromomethane	ug/L	ND	5.0	0.16	12/07/15 12:29	
Carbon disulfide	ug/L	0.16J	5.0	0.12	12/07/15 12:29	
Carbon tetrachloride	ug/L	ND	1.0	0.18	12/07/15 12:29	
Chlorobenzene	ug/L	ND	1.0	0.21	12/07/15 12:29	
Chloroethane	ug/L	ND	1.0	0.15	12/07/15 12:29	
Chloroform	ug/L	ND	1.0	0.14	12/07/15 12:29	
Chloromethane	ug/L	0.41J	1.0	0.080	12/07/15 12:29	
cis-1,2-Dichloroethene	ug/L	ND	1.0	0.080	12/07/15 12:29	
cis-1,3-Dichloropropene	ug/L	ND	1.0	0.14	12/07/15 12:29	
Dibromochloromethane	ug/L	ND	1.0	0.21	12/07/15 12:29	
Ethylbenzene	ug/L	ND	1.0	0.18	12/07/15 12:29	
Methylene chloride	ug/L	ND	1.0	0.15	12/07/15 12:29	
Styrene	ug/L	ND	1.0	0.12	12/07/15 12:29	
Tetrachloroethene	ug/L	ND	1.0	0.10	12/07/15 12:29	
Toluene	ug/L	ND	1.0	0.17	12/07/15 12:29	
trans-1,2-Dichloroethene	ug/L	ND	1.0	0.20	12/07/15 12:29	
trans-1,3-Dichloropropene	ug/L	ND	1.0	0.12	12/07/15 12:29	
Trichloroethene	ug/L	ND	1.0	0.17	12/07/15 12:29	
Vinyl chloride	ug/L	ND	1.0	0.13	12/07/15 12:29	
Xylene (Total)	ug/L	ND	3.0	0.42	12/07/15 12:29	
1,2-Dichloroethane-d4 (S)	%	100	80-120		12/07/15 12:29	
4-Bromofluorobenzene (S)	%	101	80-120		12/07/15 12:29	
Toluene-d8 (S)	%	99	80-120		12/07/15 12:29	

Results presented on this page are in the units indicated by the "Units" column except where an alternate unit is presented to the right of the result.

REPORT OF LABORATORY ANALYSIS

This report shall not be reproduced, except in full,
without the written consent of Pace Analytical Services, Inc..

Pace Analytical Services, Inc.
9608 Loiret Blvd.
Lenexa, KS 66219
(913)599-5665

QUALITY CONTROL DATA

Project: FORT SMITH, AR
Pace Project No.: 60208638

LABORATORY CONTROL SAMPLE: 1679805

Parameter	Units	Spike Conc.	LCS Result	LCS % Rec	% Rec Limits	Qualifiers
1,1,1-Trichloroethane	ug/L	20	20.3	102	80-120	
1,1,2,2-Tetrachloroethane	ug/L	20	17.5	87	73-121	
1,1,2-Trichloroethane	ug/L	20	18.0	90	80-120	
1,1-Dichloroethane	ug/L	20	19.9	100	80-120	
1,1-Dichloroethene	ug/L	20	18.5	92	80-120	
1,2-Dichloroethane	ug/L	20	19.7	98	81-120	
1,2-Dichloropropane	ug/L	20	19.3	97	80-120	
2-Butanone (MEK)	ug/L	100	98.9	99	67-122	
2-Hexanone	ug/L	100	93.9	94	75-121	
4-Methyl-2-pentanone (MIBK)	ug/L	100	96.6	97	76-120	
Acetone	ug/L	100	97.7	98	72-120	
Benzene	ug/L	20	20.2	101	80-120	
Bromodichloromethane	ug/L	20	19.0	95	80-120	
Bromoform	ug/L	20	18.0	90	73-138	
Bromomethane	ug/L	20	22.2	111	38-137	
Carbon disulfide	ug/L	20	20.3	101	71-129	
Carbon tetrachloride	ug/L	20	19.3	96	67-146	
Chlorobenzene	ug/L	20	18.7	94	80-120	
Chloroethane	ug/L	20	17.2	86	76-120	
Chloroform	ug/L	20	18.9	94	80-120	
Chloromethane	ug/L	20	13.6	68	34-165	
cis-1,2-Dichloroethene	ug/L	20	19.9	99	80-120	
cis-1,3-Dichloropropene	ug/L	20	19.0	95	80-120	
Dibromochloromethane	ug/L	20	18.9	95	80-126	
Ethylbenzene	ug/L	20	18.4	92	80-120	
Methylene chloride	ug/L	20	18.4	92	80-120	
Styrene	ug/L	20	18.6	93	80-123	
Tetrachloroethene	ug/L	20	18.7	94	80-123	
Toluene	ug/L	20	18.8	94	80-120	
trans-1,2-Dichloroethene	ug/L	20	19.2	96	80-120	
trans-1,3-Dichloropropene	ug/L	20	18.3	91	80-129	
Trichloroethene	ug/L	20	17.6	88	80-120	
Vinyl chloride	ug/L	20	22.6	113	62-125	
Xylene (Total)	ug/L	60	53.9	90	80-120	
1,2-Dichloroethane-d4 (S)	%			100	80-120	
4-Bromofluorobenzene (S)	%			100	80-120	
Toluene-d8 (S)	%			99	80-120	

Results presented on this page are in the units indicated by the "Units" column except where an alternate unit is presented to the right of the result.

REPORT OF LABORATORY ANALYSIS

This report shall not be reproduced, except in full,
without the written consent of Pace Analytical Services, Inc..

Pace Analytical Services, Inc.
9608 Loiret Blvd.
Lenexa, KS 66219
(913)599-5665

QUALIFIERS

Project: FORT SMITH, AR
Pace Project No.: 60208638

DEFINITIONS

DF - Dilution Factor, if reported, represents the factor applied to the reported data due to dilution of the sample aliquot.

ND - Not Detected at or above adjusted reporting limit.

J - Estimated concentration above the adjusted method detection limit and below the adjusted reporting limit.

MDL - Adjusted Method Detection Limit.

PQL - Practical Quantitation Limit.

RL - Reporting Limit.

S - Surrogate

1,2-Diphenylhydrazine decomposes to and cannot be separated from Azobenzene using Method 8270. The result for each analyte is a combined concentration.

Consistent with EPA guidelines, unrounded data are displayed and have been used to calculate % recovery and RPD values.

LCS(D) - Laboratory Control Sample (Duplicate)

MS(D) - Matrix Spike (Duplicate)

DUP - Sample Duplicate

RPD - Relative Percent Difference

NC - Not Calculable.

SG - Silica Gel - Clean-Up

U - Indicates the compound was analyzed for, but not detected.

N-Nitrosodiphenylamine decomposes and cannot be separated from Diphenylamine using Method 8270. The result reported for each analyte is a combined concentration.

Pace Analytical is TNI accredited. Contact your Pace PM for the current list of accredited analytes.

TNI - The NELAC Institute.

LABORATORIES

PASI-K Pace Analytical Services - Kansas City

BATCH QUALIFIERS

Batch: MSV/73147

[M5] A matrix spike/matrix spike duplicate was not performed for this batch due to insufficient sample volume.

Batch: MSV/73148

[M5] A matrix spike/matrix spike duplicate was not performed for this batch due to insufficient sample volume.

Batch: MSV/73164

[M5] A matrix spike/matrix spike duplicate was not performed for this batch due to insufficient sample volume.

ANALYTE QUALIFIERS

B Analyte was detected in the associated method blank.

This report shall not be reproduced, except in full,
without the written consent of Pace Analytical Services, Inc..

Pace Analytical Services, Inc.
9608 Loiret Blvd.
Lenexa, KS 66219
(913)599-5665

QUALITY CONTROL DATA CROSS REFERENCE TABLE

Project: FORT SMITH, AR
Pace Project No.: 60208638

Lab ID	Sample ID	QC Batch Method	QC Batch	Analytical Method	Analytical Batch
60208638009	**TB-2-201512**	EPA 5030B/8260	MSV/73148		
60208638001	**MW-24-201512**	EPA 5030B/8260	MSV/73147		
60208638002	**MW-33R-201512**	EPA 5030B/8260	MSV/73147		
60208638003	**MW-35R-201512**	EPA 5030B/8260	MSV/73147		
60208638004	**MW-65-201512**	EPA 5030B/8260	MSV/73147		
60208638005	**MW-81-201512**	EPA 5030B/8260	MSV/73147		
60208638006	**MW-83-201512**	EPA 5030B/8260	MSV/73147		
60208638007	**IW-77-201512**	EPA 5030B/8260	MSV/73147		
60208638008	**IW-80-201512**	EPA 5030B/8260	MSV/73164		

This report shall not be reproduced, except in full,
without the written consent of Pace Analytical Services, Inc..

Pace Analytical
www.pacelabs.com

Sample Condition Upon Receipt

WO# : 60208638

60208638

Client Name: Environ

Optional
Proj Due Date:
Proj Name:

Courier: FedEx ☑ UPS ☐ VIA ☐ Clay ☐ PEX ☐ ECI ☐ Pace ☐ Other ☐ Client ☐

Tracking #: 8047 3340 6980 Pace Shipping Label Used? Yes ☐ No ☒

Custody Seal on Cooler/Box Present: Yes ☐ No ☐ Seals intact: Yes ☐ No ☐

Packing Material: Bubble Wrap ☐ Bubble Bags ☐ Foam ☐ None ☐ Other ☐

Thermometer Used: CF +0.8 / CF +0.7 T-239 / T-262

Type of Ice: (Wet) Blue None ☐ Samples received on ice, cooling process has begun. (circle one)

Cooler Temperature: 4.0

Temperature should be above freezing to 6°C

Date and initials of person examining contents: JMS 12/3/15 1150

Chain of Custody present:	☑Yes ☐No ☐N/A	1.
Chain of Custody filled out:	☑Yes ☐No ☐N/A	2.
Chain of Custody relinquished:	☑Yes ☐No ☐N/A	3.
Sampler name & signature on COC:	☑Yes ☐No ☐N/A	4.
Samples arrived within holding time:	☑Yes ☐No ☐N/A	5.
Short Hold Time analyses (<72hr):	☐Yes ☑No ☐N/A	6.
Rush Turn Around Time requested:	☐Yes ☑No ☐N/A	7.
Sufficient volume:	☑Yes ☐No ☐N/A	8.
Correct containers used:	☑Yes ☐No ☐N/A	
Pace containers used:	☑Yes ☐No ☐N/A	9.
Containers intact:	☑Yes ☐No ☐N/A	10.
Unpreserved 5035A soils frozen w/in 48hrs?	☐Yes ☐No ☑N/A	11.
Filtered volume received for dissolved tests?	☐Yes ☐No ☑N/A	12.
Sample labels match COC:	☑Yes ☐No ☐N/A	
Includes date/time/ID/analyses Matrix: water		13.
All containers needing preservation have been checked.	☐Yes ☐No ☑N/A	
All containers needing preservation are found to be in compliance with EPA recommendation.	☐Yes ☐No ☑N/A	14.
Exceptions: VOA, Coliform, O&G, WI-DRO (water)	☑Yes ☐No	Initial when completed: ___ Lot # of added preservative:
Trip Blank present:	☑Yes ☐No ☐N/A	
Pace Trip Blank lot # (if purchased): Grand		15.
Headspace in VOA vials (>6mm):	☐Yes ☑No ☐N/A	16.
Project sampled in USDA Regulated Area:	☐Yes ☐No ☑N/A	17. List State:
Additional labels attached to 5035A vials in the field?	☐Yes ☐No ☑N/A	18.

Client Notification/ Resolution: Copy COC to Client? Y / N Field Data Required? Y / N

Person Contacted: _____ Date/Time: _____

Comments/ Resolution: _____

Project Manager Review: Colleen Clyne Date: 12/04/2015

Pace Analytical
www.pacelabs.com

CHAIN-OF-CUSTODY / Analytical Request Document

The Chain-of-Custody is a LEGAL DOCUMENT. All relevant fields must be completed accurately.

Page: 1 of 1

Section A Required Client Information:		Section B Required Project Information:		Section C Invoice Information:	
Company:	Environ	Report To:	Wendy Stonestreet	Attention:	Tammy Gleason
Address:	7500 College Blvd., Ste. 925	Copy To:	Tammy Gleason	Company Name:	Environ
	Overland Park, KS 66210			Address:	250 Monroe Ave. NW Grand Rapids
Email To:	wstonestreet@environcorp.com	Purchase Order No.:	NA	Pace Quote Reference:	Michigan, 49503
Phone: 913-553-5926	Fax:	Project Name:	Fort Smith, AR	Pace Project Manager:	Colleen Clyne
Requested Due Date/TAT:	5-Day TAT	Project Number:		Pace Profile #:	7444, line 1

REGULATORY AGENCY

- ☐ NPDES ☐ GROUND WATER ☐ DRINKING WATER
- ☐ UST ☐ RCRA ☑ OTHER ADEQ

Site Location STATE: AR

Section D Required Client Information

Valid Matrix Codes

MATRIX	CODE
DRINKING WATER	DW
WATER	WT
WASTE WATER	WW
PRODUCT	P
SOIL/SOLID	SL
OIL	OL
WIPE	WP
AIR	AR
OTHER	OT
TISSUE	TS

SAMPLE ID (A-Z, 0-9 / ,-) Sample IDs MUST BE UNIQUE

Requested Analysis Filtered (Y/N)

ITEM #	SAMPLE ID	MATRIX CODE (see valid codes to left)	SAMPLE TYPE (G=GRAB C=COMP)	COLLECTED COMPOSITE START DATE	COLLECTED COMPOSITE START TIME	COLLECTED COMPOSITE END/GRAB DATE	COLLECTED COMPOSITE END/GRAB TIME	SAMPLE TEMP AT COLLECTION	# OF CONTAINERS	Preservatives: Unpreserved	H_2SO_4	HNO_3	HCl	NaOH	$Na_2S_2O_3$	Methanol	Other	Analysis Test (Y/N)	8260 VOCs	Alkalinity	TOC	Chloride, Sulfate	8015 Chloroethanol (Pace Dallas)	6010-Iron/Mn	Ferric Iron calc. (send field Ferrous)	Ammonia	Nitrate+Nitrite	Total Phosphate (Pace Dallas)	Sulfide	CO2 Calc (Alkalinity +pH)	Residual Chlorine (Y/N)	Pace Project No./ Lab I.D. 60208638
1	~~MW-23-201512~~					12/2/15																										—
2	MW-24-201512	WT	G			12/2/15	1150										X		X												3 (DG9H)	a1
3	MW-33R-201512						1400																									a2
4	MW-35R-201512						1230																									a3
5	MW-65-201512						0945																									a4
6	MW-81-201512						1520																									a5
7	MW-83-201512						0950																									a6
8	IW-77-201512						1335																									a7
9	IW-80-201512						1110																									a8
10	TB-2-201512												X																		2(DG9H)	a9
11																																
12																																

ADDITIONAL COMMENTS	RELINQUISHED BY / AFFILIATION	DATE	TIME	ACCEPTED BY / AFFILIATION	DATE	TIME	SAMPLE CONDITIONS: Temp in °C	Received on Ice (Y/N)	Custody Sealed Cooler (Y/N)	Samples Intact (Y/N)
Level IV data package required	Lucy Cross	12/2/15	1730	[signature]	12/ /15	905	4.0	Y	Y	Y
All VOAs preserved w/ Ascorbic Acid										

SAMPLER NAME AND SIGNATURE

PRINT Name of SAMPLER: Nick Zurweller

SIGNATURE of SAMPLER: [signature] DATE Signed (MM/DD/YY): 12/2/15

*Important Note: By signing this form you are accepting Pace's NET 30 day payment terms and agreeing to late charges of 1.5% per month for any invoices not paid within 30 days.

F-ALL-Q-020rev.07, 15-Feb-2007



ATTACHMENT D
In-situ Chemical Reduction Pilot Study Report
Whirlpool Corporation
Fort Smith, Arkansas

Prepared for:
Whirlpool Corporation

Prepared by:
Ramboll Environ US Corporation

Date:
January 2016

Project Number:
34-37500G

Author

Professional Geologist/Reviewer

STATE OF ARKANSAS
REGISTERED PROFESSIONAL GEOLOGIST
No. 1825
ANDREW A. GREMOS

RAMBOLL ENVIRON

Table of Contents

Page

1 Introduction 1

2 Well Installation 2
2.1 Temporary Monitoring Well Installation 2
2.2 Temporary Injection Point Installation 3
2.3 Well Development 3

3 Injection Activities 4
3.1 Mobilization and Reagent Preparation 4
3.2 Reagent Injection 4

4 Monitoring 6
4.1 Baseline 6
4.2 Injection 6
4.3 Post Injection Monitoring 6

5 Results 7
5.1 Monitoring Well Soil Samples 7
5.2 Potentiometric Surface 7
5.3 Field Water Quality Parameters 8
5.4 Laboratory Analytical Results 10

6 Summary 12

List of Tables

Table 1: ISCR Pilot Water Quality
Table 2: Laboratory Analytical Results Groundwater
Table 3: Summary of TCE Concentrations – ISCR Pilot Study

List of Figures

Figure 1: ISCR Pilot PRB Treatment Zones

List of Appendices

Appendix A: Monitoring Well Boring Logs and Construction Diagrams
Appendix B: Waste Disposal Records
Appendix C: Reagent Material Safety Data Sheets
Appendix D: Injection Logs
Appendix E: Laboratory Analytical Reports
Appendix F: Geotechnical Laboratory Report

1 Introduction

The injection event of the in-situ chemical reduction (ISCR) pilot component of the final remedy defined by the Remedial Action Decision Document (RADD) dated December 27, 2013, for the Whirlpool site in Fort Smith, Arkansas, was completed September 28 through October 2, 2015. These voluntary activities were outlined in the document: *Supplement to February 2014 Final Remedy Work Plan, In-situ Chemical Reduction (ISCR) Pilot Test, Whirlpool Corporation, Fort Smith*, Ramboll Environ US Corporation (Ramboll Environ) August 25, 2015. During this event, the ISCR reagent, ProvectIR-40™ [controlled release organic carbon, amendments and zero-valent iron (ZVI)], magnesium oxide (MgO) and *Dehalococcoides* (DHC) SDC-9 microbial consortium were introduced into the contaminated groundwater bearing zone in the area of MW-61R and TMW-11 (Figure 1).

The ISCR technology combines abiotic chemical reduction and anaerobic bioremediation for the treatment of chlorinated volatile organic compounds (VOCs) in groundwater. The organic carbon provides both an energy and carbon source for the indigenous and bioaugmented microbial populations to enhance anaerobic bioremediation of the VOCs, while the ZVI induces abiotic chemical reduction. The MgO provides pH control to optimize these processes and the DHC microbes are able to completely biodegrade VOCs to the non-harmful compound, ethene. These physical, chemical and biological processes combine to produce a reducing environment in the saturated zone stimulating chemical and microbiological dechlorination of trichloroethene (TCE). ISCR application reagents are typically effective for timeframes of several years; therefore, the evaluation of data associated with this pilot study is anticipated to continue for a period of time ranging from several months to possibly as long as two years depending upon the performance of the ISCR reagent during this proposed pilot study.

A total of 4,844 gallons of ISCR reagents including 7,500 pounds of ProvectIR-40™ (40% by weight 20-30 micron ZVI), 660 pounds MgO and 13 liters (L) of DHC inoculum were injected across three permeable reactive barrier (PRB) treatment zones in 44 temporary direct push injection points.

The Arkansas Department of Environmental Quality (ADEQ) reviewed the Inventory Requirements for “Authorized By Rule” Class V Wells, Whirlpool Corporation, Fort Smith, Arkansas, prepared by Ramboll Environ dated August 31, 2015. ADEQ determined that the described injection activities would be “authorized by rule” as described in 40 CFR 144.84 and summarized in a letter from ADEQ dated September 14, 2015.

Innovative Environmental Technologies, Inc. (IET), 6071 Easton Road, Pipersville, Pennsylvania, provided materials, equipment and personnel necessary to introduce the ISCR reagents into the subsurface environment at the selected locations and assisted Ramboll Environ personnel in monitoring the progress of the injection event. This report summarizes the activities performed during the injection event and the data collected prior to, during and after reagent injection.

2 Well Installation

2.1 Temporary Monitoring Well Installation

Installation of two temporary monitoring wells (TMW-10 and TMW-11) to supplement MW-61R for ISCR performance monitoring was completed on September 16, 2015. Well locations are depicted on the Figure 1. The drilling and installation of the temporary monitoring wells were conducted by Able Environmental Drilling of Yukon, Oklahoma, a licensed Arkansas well contractor. The wells were installed using hollow stem auger drilling techniques.

The screened intervals for TMW-10 and TMW-11 were installed across the clayey gravel and clayey sand Basal Transmissive Zone and into the top of the shale approximately 15.5 feet below ground surface (bgs). Each temporary monitoring well was constructed with a 5 foot length of 2 inch diameter 0.01 inch slot PVC screen and 2 inch diameter, solid flush threaded schedule 40 PVC riser pipe to the surface. Filter pack sand was installed in the well annulus around the PVC screen to approximately 2 feet above the top of the screen followed by 2 feet of annular seal consisting of hydrated bentonite chips above the top of the sand pack. The remainder of the annular space was pressure grouted with a bentonite/cement grout installed with a tremie pipe from the bottom of the open well annulus to the surface. Both temporary monitoring wells were completed at the surface with a traffic-rated, flush-mount protective cover installed within a concrete apron.

During installation, soils were logged by a Ramboll Environ geologist for United States Geological Survey (USGS) classification and soil samples were collected for geotechnical analysis. At each boring, one soil sample was collected at depths within the screened interval (i.e. 10-12.5 feet bgs and 12.5-15 feet bgs). The actual soil sample depth interval was selected based on Basal Transmissive Zone lithology. Soil boring and well construction logs for TMW-10, TMW-11 and MW-61R are provided in Appendix A. The lithology encountered at each well was generally consistent with that encountered in previously advanced nearby borings. A clayey gravel zone was observed in each of the borings (TMW-11 from 11.5-14.5 feet bgs and in TMW-10 from 10-14.5 feet bgs) with a layer of clayey sand above this zone (TMW-11 from 4.5-11.5 feet bgs and in TMW-10 from 9-10 feet bgs).

Following installation, each of the temporary monitoring wells was surveyed by a licensed Arkansas surveyor to determine the coordinates of the well casing and elevation of the top of casing and ground surface.

Drill tooling was decontaminated between borings using high pressure municipal water and/or with municipal water and a low phosphate detergent wash followed by a municipal water rinse. Decontamination water was collected and containerized in labeled 55 gallon steel drums and staged on the site for disposal. The soil cuttings generated from drilling activities were collected and containerized in 55 gallon steel drums and transferred to a 20 yard roll-off box staged on the former Whirlpool manufacturing facility property. The disposal manifests for the soil cuttings and decontamination water are included as Appendix B.

2.2 Temporary Injection Point Installation

The injection locations for the ISCR pilot test were located at the north eastern portion of the north plume (i.e. plume boundary) in the vicinity of MW-61R as shown on Figure 1. Forty-four temporary injection points (IP-1 through IP-44) were installed in three PRB locations up-gradient from monitoring well MW-61R by IET, using direct push (AMS Power Probe 9500-VTR) equipment during injection activities. The direct push drill string utilized two specialized stainless steel screen assemblies designed to facilitate horizontal injection; one designed for top down injection, used in most locations and a second pull back screen assembly for when subsurface conditions did not allow top down reagent delivery. The 2 foot injection screen was advanced to depth targeting two depth intervals: the moist clayey sand from 8 to 10 feet bgs; and the saturated clayey sand to clayey gravel approximately 11.5 to 14.5 feet bgs. The total depth of the Basal Transmissive Zone in this area is limited to approximately 14.5 feet. At least 2 feet is required between injection intervals to decrease the potential for the injectate to channel vertically up or down the borehole as opposed to horizontally.

The injections were completed to serve as a permeable reactive barrier treatment zone near (immediately up groundwater gradient) from MW-61R. The original plan to complete two linear treatment zones (PRBs) was modified as the east end of the down-gradient segment had to be moved to the south of the apartment complex on Brazil Avenue due to utilities and access limitations (Figure 1). Each PRB zone consisted of two rows of injection points spaced approximately 10 feet apart and offset laterally by 5 feet so that the injection points in the second row were centered between the injection points in the first row to optimize groundwater contact with the ISCR reagents and amendments as it flows through the treatment zone. The spacing of the injection points within each segment required field modification due to utilities and subsurface conditions. At a few locations multiple attempts were required to complete the injection due to tight soils and or problems with surface leakage. A few of the Injection points were re-located between the two north segments to provide continuity of the treatment zone.

2.3 Well Development

Following installation, TMW-10 and TMW-11 were surged with a bailer assembly and then purged to remove fine material that may be in the sand pack and well screen. A minimum of approximately five measured casing volumes of water were purged from each well during development. Following surging and purging, development of TMW-10 and TMW-11 was completed in accordance with ADEQ guidance (Interim Policy PRCR 96-4, Section L, Page 9). All development water generated was containerized in labeled totes for disposal. The disposal manifests for the development water are in Appendix B.

3 Injection Activities

3.1 Mobilization and Reagent Preparation

The specialized injection equipment systems were contained in custom box trailers and transported to the site by the injection contractor IET. The ISCR reagent material, ProvectIR-40™, was delivered by common carrier. The DHC was delivered by courier in a cooled and pressurized vessel. Water used during the injection event was obtained from an active municipal water line at the residence on Brazil Avenue where the injection was completed. Supplies were staged in the northeast parking area at Whirlpool. The reagent mixing and preparation took place within the self-contained systems in the box trailers mobilized to the site by IET. Material safety data sheets (MSDSs) for the reagents are provided in Appendix C. Safety procedures outlined in the site specific Health and Safety Plan were followed during reagent preparation.

3.2 Reagent Injection

The ISCR reagent was prepared as a slurry and delivered into the subsurface using air and pneumatic diaphragm pumps. During injection the instantaneous flow rate and pressure at the injection pump was monitored and recorded for each injection point. The following is a generalized summary of the injection activities at the distal end of the groundwater plume just up-gradient from MW-61R:

- Forty-four temporary direct push injection points (IP-1 through IP-44) were completed and 4,844 gallons of solution injected containing 7,500 pounds of ProvectIR-40™, 660 pounds MgO and 13 L of DHC inoculum from September 29 through October 2, 2015 (Figure 1).
- Two injections were completed at each location. Approximately 55 gallons of the reagent mixture in the form of slurry containing 85 pounds of ProvectIR-40™, 7.5 pounds of MgO and 0.15 L of DHC was injected from 8 to 10 feet bgs and from 12 to 14 feet bgs to complete a vertical treatment zone from approximately 8 to 15 feet bgs [from just above and including the Basal Transmissive Aone (Well Logs, Appendix A)].

Site conditions in the ISCR pilot area required the injection program be modified. The number of vertical injection intervals was reduced from three to two because of the limited thickness of the water bearing soils. The saturated portion of the Basal Transmissive Zone was less than 5 feet thick and the total depth to the shale underlying the transmissive zone was approximately 15 feet bgs. The high clay content of the soil and generally low permeability limited the quantity of reagent slurry that could be injected per unit area. In order to apply the same total poundage of reagent over a reduced vertical zone and available pore space, the quantity of water was also reduced to decrease the total injectate volume resulting in an increase in the slurry viscosity. The site specific factors requiring these modifications resulted in injection pressures being higher than estimated in the work plan. The initial breakout pressures required to initiate horizontal flow path development were 150 pounds per square inch (psi). Injection pressures were from 80 to 100 psi during injections and the slurry injection flow rates generally ranged

from 5 to 12 gallons per minute (gpm). The injection logs for each location are provided in Appendix D.

4 Monitoring

4.1 Baseline

Baseline monitoring was conducted at newly installed temporary monitoring wells (TMW-10 and TMW-11) and replacement well MW-61R the week of September 13, 2015. The depth to water was recorded and low flow sampling methodology was used to monitor and collect temperature, conductivity, dissolved oxygen (DO), pH and oxidation-reduction potential (ORP) readings. Following stabilization, groundwater samples were collected from each of the three wells and submitted to Pace Analytical Services, Inc. for VOC analysis, anions (chloride, sulfate, nitrate), total organic carbon (TOC), dissolved organic carbon (DOC), iron (total and ferrous), dissolved gasses (ethene, ethane, methane) and volatile fatty acids (VFA) .

4.2 Injection

Injection pressures, reagent slurry volumes and delivery times were monitored and recorded at the injection system for each of the 88 injections completed for the 44 injection points. During injection, water quality parameters were collected periodically from the three monitoring wells in the pilot area (TMW-10, TMW-11 and MW-61R). The water quality data included water levels, temperature, conductivity, DO, pH and ORP. Groundwater samples for field water quality parameters were collected using a peristaltic pump and a flow though cell. The water quality instrumentation was calibrated daily.

4.3 Post Injection Monitoring

Post injection monitoring for water quality parameters (temperature, conductivity, DO, pH, ORP, ferrous iron) and VOCs using EPA Method 5030B/8260 was conducted on October 8, 2015 (six days following the end of the injection event), November 4, 2015, (approximately 30 days following the end of the injection event), and December 1, 2015, (approximately 60 days following the end of the injection event).

5 Results

The field water quality information is presented in Table 1. A summary of the laboratory analytical results are presented in Table 2 and Table 3 presents the TCE concentrations observed in the site monitoring wells based on the results from 30 day and 60 day post injection monitoring. Associated laboratory analytical reports are provided in Appendix E.

5.1 Monitoring Well Soil Samples

During the installation of the two temporary monitoring wells (TMW-10 and TMW-11) one undisturbed soil sample was collected from each well, using Shelby tubes, for geotechnical analysis at depths within the screened interval (i.e. 10-12.5 feet and 12.5-15 feet). The samples were submitted to Terracon of Little Rock, Arkansas, for analysis of Atterburg limits, grain size, water content, dry density, porosity and effective porosity. Terracon also determined the Unified Soil Classification System (USCS) classification based on the Atterburg limits and grain size analyses. Similar to the boring log descriptions, the geotechnical data suggest the soil samples collected from the Basal Transmissive Zone are poorly sorted (i.e. well graded) clayey gravels and clayey sands, which in comparison to clean, well sorted gravels and sands, are less permeable due to smaller silt, clay and fine sand grains filling the openings between the coarser sand and gravel grains. The porosity and dry density were within typical ranges for the identified soil types. These data are consistent with prior information regarding soil conditions at the site. Geotechnical laboratory reports are provided in Appendix F.

5.2 Potentiometric Surface

Baseline water levels collected prior to ISCR injection on September 19, 2015, were 3.5 to 4.5 feet below the top of the well casings installed a few inches below grade. The respective potentiometric surface elevations reflected a northeast gradient across the pilot area. Well elevations from southwest to northeast were TMW-11 (456.71), TMW-10 (456.55) and MW-61R (454.81) (Table 1 and Figure 1). During the September 29 through October 2, 2015, ISCR injection event, three wells within the immediate area of the injection activity (TMW-10, TMW-11 and MW-61R) exhibited brief potentiometric level increases ranging from a few inches to 3 to 4 feet. A brief surfacing of water at the well heads occurred for a few seconds when injection activities were less than 10 feet from TMW-11 and MW-61R. This also occurred at TMW-10 during injection at temporary injection point IP-34, located approximately 20 feet east from TMW-10. The water levels in MW-61R and TMW-11 generally dissipated within a few minutes and were within approximately 1 foot above pre-injection levels by the next day. The water levels at TMW-10 remained somewhat more elevated at approximately 2 feet above pre-injection levels.

Quarterly sampling was conducted the week following the ISCR injection, October 5 through 8, 2015. The water level measured in the middle well (TMW-10, 460.75) remained higher than the up-gradient well (TMW-11, 453.76) and the down-gradient well (MW-61R, 454.88). Site conditions are generally of low permeability and limited saturated thickness of the water bearing zone. The pilot program injected 4,844 gallons of ISCR reagents in a small area. It was not

unexpected that it would take some time for conditions to normalize across the area after the injection.

Thirty days post injection monitoring was conducted on November 4, 2015, which indicated the respective depth to water measurements in the pilot test wells were near pre-injection levels and the potentiometric surface had re-established a northeast gradient across the pilot area. Well elevations from southwest to northeast were TMW-11 (458.22), TMW-10 (458.15) and MW-61R (453.86) (Table 1).

5.3 Field Water Quality Parameters

Water quality monitoring results are shown in Table 1 and demonstrate that the ISCR process promoted enhanced reductive conditions based on an evaluation of the following data:

- DO levels decreased to less than 0.5 mg/L in MW-61R indicating anaerobic conditions. In general, the DO levels were decreasing in TMW-11 except for the November 4, 2015 result.
- The ORP values decreased to less than zero (negative) indicating reducing conditions in the wells MW-61R and TMW-11.
- A significant increase in specific conductivity occurred in MW-61R and TMW-11 mainly due to the soluble organic substrates in ProvectIR-40™.
- The MgO was added to raise the pH to between 6 and 8.5, which would be conducive to anaerobic reductive dechlorination. One month post ISCR injection, the pH levels have not significantly changed in MW-61R and TMW-11;
- Ferrous iron (Fe 2+) concentrations increased from non-detect levels (< 0.02 mg/L) to 3.3 mg/L.
- The groundwater exhibited a color change (e.g. orange tint) likely due to the dissolved iron (ZVI).
- The groundwater exhibited a pungent odor indicating a high level of bacteria activity.

The results of the Baseline monitoring of field parameters conducted at newly installed (September 16, 2015) temporary monitoring wells (TMW-10 and TMW-11) and MW-61R on September 17, 2015, are summarized in Table 1. Historical quarterly monitoring results for this area generally indicated positive values for DO at MW-61. After MW-61 was replaced in June 2015 (the original well was constructed as a ¾ inch diameter using direct push method) water quality information indicated slightly lower DO values (from 3 to 4 mg/L to 2 mg/L) and lower ORP values (from 94 to141, to -12). The baseline DO results for MW-61R and TMW-11 showed DO levels less than 0.5 mg/L and 3.07 mg/L, respectively. Likewise, the ORP results showed negative ORP levels in MW-61R and positive results in TMW-11. The baseline specific conductivity ranged from 687 microSiemens per centimeter (µS/cm) (MW-61R) to 1,005 µS/cm (TMW-11). This range of conductivity values generally agrees with the historic data for MW-61/61R.

Field water quality information was collected daily during the ISCR injections. Observations regarding the data collected during injection are as follows:

- The first of the three injection transects completed were up-gradient to MW-61R, with the exception of IP-12. The field monitoring results indicate progressively lower values for ORP. The ORP levels were negative at the end of the injection program. The DO levels decreased somewhat the first day but then varied from 1 to 3 mg/L the remainder of the injection period. Specific conductivity values increased over the three days of injection from 531 to 1,090 µS/cm.
- The longest injection transect completed across the southwest corner of the property was located just up-gradient from TMW-11. Injection activities on this transect began later in the week on October 1, 2015. The results indicate progressively lower values for ORP and the DO levels were variable. Due to the close proximity of the well to the injection transect, the well was pressurized and some turbulence and frothing was observed in the well which likely affected ORP and DO levels. A small increase in specific conductivity values was observed from 968 to 1,147 µS/cm.
- At TMW-10 very little change in the field data was observed. This well is located 40 to 50 feet from the injection transects. Some effects in well water level and turbulence in the well were observed during injection at IP-34 located approximately 15 feet northeast from TMW-10.

The best indication of the initial delivery of the ISCR reagent into the impacted Basal Transmissive Zone were the changes in water levels and turbulence observed at the monitoring wells and the increases in specific conductivity measured in the wells nearest the transects due to the dissolved solids in the ISCR reagent.

Field water quality information was collected six days post ISCR injection on October 8, 2015. Observations regarding the data collected at this time are as follows:

- At MW-61R the results indicate slightly negative ORP (-13 mV), decreased DO and much higher specific conductance (4,238 µS/cm). The groundwater exhibited a strong foul odor.
- At TMW-11 the results indicate negative ORP (-61.9 mV), decreased DO (1.0 mg/L) and much higher specific conductance (5,448 µS/cm). The groundwater exhibited a strong foul odor.
- At TMW-10 very little change in the field data was observed.

Field water quality information was collected again at 30 days post ISCR injection in accordance with the approved work plan on November 4, 2015. Observations regarding the data collected at this time are as follows:

- At MW-61R the results indicated negative ORP (-106), decreased DO (0.07 mg/L) and elevated specific conductance (1,790 µS/cm). The groundwater exhibited a strong odor.

- At TMW-11 the results indicated negative ORP (-18), the DO increased (5.2 mg/L) and elevated specific conductance (4,196 µS/cm). The groundwater exhibited a strong foul odor.
- At TMW-10 very little change in the field data was observed.

Field water quality information was collected at 60 days post ISCR injection in accordance with the approved work plan on December 1, 2015. Observations regarding the data collected at this time are as follows:

- At MW-61R the results indicate increasingly negative ORP compared to 30 day results (from -106 to -149), very low DO (0.08 mg/L) and elevated specific conductance (1,802 µS/cm). The groundwater exhibited a strong odor.
- At TMW-11 the ORP level also became more negative (from -18 to -150), DO decreased to near zero (0.11 mg/L) and the elevated specific conductance increased (4,196 to 5,609 µS/cm). The groundwater exhibited a strong foul odor.
- At TMW-10 very little change in the field data was observed.

5.4 Laboratory Analytical Results

Table 2 presents the laboratory analytical results for VOCs and various natural attenuation parameters. The results in Table 2 indicate that the ISCR injection promoted a significant increase in total iron, manganese, sulfate, alkalinity, ammonia, phosphate, TOC and VFA: acetate, propionate and butyrate in comparison to the baseline data from third quarter 2015 for MW-61R (Analaytical laboratory reports for the third quarter are provided in the third quarter Groundwater Monitoring Report, Ramboll Environ, November 2015). The significant increase in total iron, ferric iron and ferrous iron was due to the ZVI material associated with the ProvectIR-40™ product. Likewise, the ISCR injection also resulted in a significant increase in TOC, which was then utilized by the indigenous and bioaugmented microbial populations to produce VFA. The VFAs increased by more than two to three orders of magnitude in MW-61R, which also promoted the production of hydrogen, which is used as the electron donor for reductive dechlorination of VOCs. The 60 day results confirm the ISCR process continues with elevated total iron, VFAs, alkalinity, pH, methane and ethene. Analytical results for TMW-10 are an order of magnitude higher for TCE than levels reported in MW-61R and TMW-11 which may indicate a preferential flow path through TMW-11. Based on the boring logs TMW-10 has approximately 4.5 feet of clayey gravel (10 feet bgs to 14.5 feet bgs) whereas TMW-11 has approximately 3 feet of the clayey gravel layer (11.5 feet bgs to 14.5 bgs), indicating a thicker more permeable layer in the vicinity of TMW-11.

Table 3 shows the TCE concentrations for MW-61R, TMW-10 and TMW-11 over time and the percent TCE reductions post 60 day injection of the ISCR reagent. The results in this table indicate that there was a 46% reduction and a 50% reduction in TCE levels in TMW-10 and TMW-11 respectively within six days after the ISCR injection, which indicates that significant abiotic reduction of TCE was occurring near these wells. The cis-1,2-dichloroethene (cis-1,2-DCE) results in Table 2 demonstrate that there was an increase in cis-1,2-DCE levels in MW-61R and TMW-11 in comparison to baseline levels, which indicates that the ISCR injection

enhanced microbial reductive dechlorination in the groundwater near these wells. This was not evident in TMW-10, however, TMW-10 is located approximately 50 feet northeast of the PRB wall located up-gradient of TMW-11 and approximately 50 feet southwest of the PRB wall located up-gradient of MW-61R (Figure 1). The results in Table 3 show that a significant reduction in TCE continued at 30 days in TMW-11, which is likely due to a combination of abiotic and biological reactions. The sum of the TCE concentrations in the injection area exhibited decreasing concentrations compared to baseline conditions 30 days after injection as the total TCE concentration decreased from approximately 238 µg/L to approximately 136 µg/L (~43% decrease).

The post 60 day injection results indicate additional reductions in TCE concentrations. TCE levels at MW-61R decreased to 5 µg/L and TMW-11 to less than the MCL at 0.63 µg/L. The sum of the TCE concentrations in the injection area exhibited decreasing concentrations compared to baseline conditions 60 days after injection as the total TCE concentration decreased from approximately 238 µg/L to approximately 120 µg/L (~50% decrease).

6 Summary

From September 29 through October 2, 2015, 4,844 gallons of solution containing 7,500 pounds of ProvectIR-40™, 660 pounds MgO and 13 L of DHC inoculum were injected into 44 temporary direct push injection points (IP-1 through IP-44). A summary of the field and analytical monitoring data is discussed below:

- Field water quality parameters and analytical data indicate that the ISCR injection impacted MW-61R and TMW-11 within approximately one month post injection.
- During injection activities, the DO levels appreciably decreased in MW-61R, which also corresponded to a reduction in ORP levels in this well.
- A significant increase in specific conductivity was observed in MW-61R and TMW-11 within six days post ISCR injection. However, 60 days post ISCR injection, a significant increase in specific conductivity has not been observed in TMW-10.
- There was greater than a 50% reduction in TCE levels in TMW-11 within six days after the ISCR injection, which indicates that substantial abiotic reduction of TCE was occurring near this well.
- One month post the ISCR injection, there was a significant increase in TOC in MW-61R, which corresponded to a large increase in VFAs, specifically acetic acid, propionic acid and butyric acid. During the biodegradation of VFAs, hydrogen is generated, which serves as the electron donor for reductive dechlorination of TCE and chlorinated ethenes. The VFAs continue to be elevated in MW-61R and TMW-11 at 60 days post injection.
- The increase in cis-1,2-DCE results levels in MW-61R and TMW-11 in comparison to baseline levels indicate that the ISCR injection enhanced microbial reductive dechlorination in the groundwater.
- There was more than a 79% reduction in TCE at TMW-11 30 days after the ISCR injection which appears to be due to a combination of abiotic and biological reactions.
- The sum of the TCE concentrations for MW-61R, TMW-10 and TMW-11, 30 days after ISCR injection, showed a decreasing concentration trend from approximately 238 µg/L to 136 µg/L (~43% decrease).
- There was a 40% reduction in TCE levels in TMW-10 60 days after the ISCR injection.
- There was more than a 98% reduction in TCE at TMW-11 60 days after the ISCR injection which appears to be due to a combination of abiotic and biological reactions.
- The sum of the TCE concentrations for MW-61R, TMW-10 and TMW-11 60 days after ISCR injection, showed a decreasing concentration trend from approximately 238 µg/L to 120 µg/L (~50% decrease).
- The TCE concentration at MW-61R is now at the MCL and the concentration at TMW-11 is less than the MCL.

- The TCE concentration at TMW-10 is decreasing, however, it remains higher than concentrations observed at TMW-11 and MW-61R. Since TMW-10 is located down-gradient of the PRB wall at TMW-11 and up-gradient of the PRB wall at MW-61R, it is anticipated that the positive effects of ISCR will support continued decreases during future monitoring.
- The success of the ISCR injection efforts are anticipated to be further evident after receipt and assessment of the first quarter 2016 groundwater monitoring data.

Tables

TABLE 1
SUMMARY OF WATER QUALITY PARAMETERS (MW-61R PILOT TEST)
Whirlpool Facility - Fort Smith, Arkansas

Well	Time - Time Stamp	TOC Elevation (feet)	Depth to Water (feet)	Groundwater Elevation (feet)	Temperature (°C)	Conductivity (µS/cm)	DO (mg/L)	pH (SU)	ORP (mV)	Fe(II) (mg/L)	Notes
MW-61R	9/18/2015 15:07	459.31	4.5	454.81	25.09	687	0.38	6.22	-147.3	ND	Pre-Injection Baseline
	9/30/2015 12:51	459.31	3.05	456.26							During Injection
	9/30/2015 14:25	459.31	7.72	451.59	24.06	531	1.37	6.29	79.1	2.4	
	9/30/2015 14:44	459.31	8.14	451.17	23.93	526	1.25	6.29	84.6	3.3	
	9/30/2015 15:46	459.31	8.80	450.51	23.80	530	1.31	6.23	78.8		
	9/30/2015 17:04	459.31	14.14	445.17	23.00	564	0.32	6.47	15.4		
	10/1/2015 10:46	459.31	2.96	456.35							
	10/1/2015 11:19	459.31	8.40	450.91	23.49	646	3.75	6.28	111.3	ND	
	10/1/2015 13:13	459.31	13.13	446.18	22.98	678	1.46	6.34	65.5	3.3	
	10/1/2015 14:00	459.31	14.84	444.47	22.71	680	1.06	6.35	58.4	3.3	
	10/1/2015 17:30	459.31			23.64	658	5.00	6.45	94.8		
	10/2/2015 8:44	459.31	1.85	457.46							
	10/2/2015 9:18	459.31			23.33	720	2.99	6.28	-33.8		
	10/2/2015 13:44	459.31			23.33	1189	3.08	6.29	-50	3.3	
	10/2/2015 15:26	459.31			23.91	1090	2.74	6.24	-57.2	3.3	
	10/8/2015 9:40	459.31	3.08	456.23							6 days post injection
	10/8/2015 10:25	459.31	6.65	452.66	24.55	4238	1.30	5.52	-13.1	>3.3	
	10/22/2015 9:35	459.31	7.15	452.16	23.96	2190	0.00	6.20	-152	3.0	20 days post injection
	11/4/2015 14:31	459.31	5.45	453.86	23.77	1790	0.07	6.50	-105.6	3.3	30 days post injection
	12/1/2015 15:55	459.31	6.49	452.82	19.70	1802	0.08	6.85	-148.7	2.8	60 days post injection
TMW-10	9/18/2015 13:40	460.75	4.2	456.55	23.96	932	0.78	6.31	-183.9	ND	Pre-Injection Baseline
	9/30/2015 11:34	460.75	3.34	457.41							During Injection
	9/30/2015 17:57	460.75	4.95	455.80	21.1	753	1.79	6.47	167.1		
	10/1/2015 18:03	460.75			21.75	906	6.61	6.53	162		
	10/2/2015 8:59	460.75	1.89	458.86							
	10/2/2015 9:42	460.75			21.25	866	4.84	6.4	132.1	0.41	
	10/2/2015 11:22	460.75			21.59	868	5.08	6.38	190.1	3.3	
	10/8/2015 12:15	460.75	0	460.75							6 days post injection
	10/8/2015 12:57	460.75	1.16	459.59	23.13	833	4.24	6.4	101.4	>3.3	
	11/4/2015 13:05	460.75	2.6	458.15	21.65	871	3.00	6.34	97.6		30 days post injection
	12/1/2015 13:58	460.75	3.91	456.84	19.67	800	2.02	6.29	136.2	1.4	60 days post injection

TABLE 1
SUMMARY OF WATER QUALITY PARAMETERS (MW-61R PILOT TEST)
Whirlpool Facility - Fort Smith, Arkansas

Well	Time - Time Stamp	TOC Elevation (feet)	Depth to Water (feet)	Groundwater Elevation (feet)	Temperature (°C)	Conductivity (µS/cm)	DO (mg/L)	pH (SU)	ORP (mV)	Fe(II) (mg/L)	Notes
TMW-11	9/18/2015 10:05	460.20	3.49	456.71	23.93	1005	3.07	6.52	12.4	ND	Pre-Injection Baseline
	10/1/2015 9:34	460.20	2.51	457.69							During Injection
	10/1/2015 10:31	460.20	3.49	456.71	22.07	985	2.58	6.75	126.8	ND	
	10/1/2015 18:08	460.20			21.27	968	6.71	6.86	166		
	10/2/2015 13:58	460.20			21.00	1147	4.06	6.62	28.3	3.3	
	10/2/2015 15:46	460.20			21.39	1033	3.05	6.58	37		
	10/8/2015 13:02	460.20	6.44	453.76	23.35	5448	1.01	5.72	-61.9	3.0	6 days post injection
	11/4/2015 14:00	460.20	1.98	458.22	21.59	4,196	5.16	6.24	-18.4	3.3	30 days post injection
	12/1/2015 13:35	460.20	3.25	456.95	17.07	5,609	0.11	6.74	-150.3	4.4	60 days post injection

Notes:

µS/cm: MicroSiemens per centimeter
mg/L: Miligrams per liter
ND: Not detected
TOC: Top of casing
DO: Dissolved oxygen
ORP: Oxidation reduction potential
mV: Millivolts

TABLE 2
SUMMARY OF MONITORING WELL GROUNDWATER SAMPLE ANALYTICAL RESULTS
Whirlpool Facility - Fort Smith, Arkansas

Location		MW-61R	MW-61R	MW-61R	MW-61R	MW-61R	MW-61R	TMW-10	TMW-10	TMW-10	TMW-10	TMW-11	TMW-11	TMW-11	TMW-11
ENVIRON Sample ID		MW-61R-201507	MW-61R-GW-091815	MW-61R-201510	DUP-02-201510	MW-61R-201511	MW-61R-201512	TMW-10-GW-091815	TMW-10-201510	TMW-10-201511	TMW-10-201512	TMW-11-GW-091815	TMW-11-201510	TMW-11-201511	TMW-11-201512
Lab Sample ID(s)	Remedial Action Levels per ADEQ RADD Issued Dec 2013	60198937025, 161940005, 057MG030	60203213003, 167200003	60204767001, 169690006, 169980020,	60204767002	60206665003	60208468003	60203213002, 167200002	60204791002	60206665001	60208468001	60203213001, 167200001	60204791001	60206665002	60208468002
Sample Date		7/21/2015	09/18/2015	10/08/2015	10/08/2015	11/04/2015	12/1/2015	09/18/2015	10/08/2015	11/04/2015	12/1/2015	09/18/2015	10/08/2015	11/04/2015	12/1/2015
Sample Method		Low Flow	Low Flow	Low Flow	Low Flow	Low Flow	Low Flow	Low Flow	Low Flow	Low Flow	Low Flow	Low Flow	Low Flow	Low Flow	Low Flow
Comments					Field Duplicate										
Volatile Organic Compounds															
Acetone	12000	U (1.9)	U (1.9)	U (1.9)	U (1.9)	58.1 (1.9)	148 (1.9)	U (1.9)	3.4 J (1.9)	8.4 J (1.9)	2.0 J (1.9)	U (1.9)	104 (1.9)	636 (1.9)	1420 (9.4)
Benzene	5.0	U (0.060)	U (0.060)	0.099 J (0.060)	0.11 J (0.060)	U (0.060)	0.10 J (0.060)	U (0.060)	U (0.060)	U (0.060)	U (0.060)	U (0.060)	0.27 J (0.060)	U (0.060)	0.15 J (0.060)
Bromodichloromethane	80	U (0.19)	U (0.19)	U (0.19)	U (0.19)	U (0.19)	U (0.19)	U (0.19)	U (0.19)	U (0.19)	U (0.19)	U (0.19)	U (0.19)	U (0.19)	U (0.19)
Bromoform	80	U (0.070)	U (0.070)	U (0.070)	U (0.070)	U (0.070)	U (0.070)	U (0.070)	U (0.070)	U (0.070)	U (0.070)	U (0.070)	U (0.070)	U (0.070)	U (0.070)
Bromomethane	7.0	U (0.16)	U (0.16)	U (0.16)	U (0.16)	U (0.16)	U (0.16)	U (0.16)	U (0.16)	U (0.16)	U (0.16)	U (0.16)	U (0.16)	1.8 J (0.16)	U (0.16)
2-Butanone	4900	U (0.59)	U (0.59)	243 (0.59)	269 (0.59)	155 (0.59)	233 (0.59)	U (0.59)	3.6 J (0.59)	8.6 J (0.59)	U (0.59)	U (0.59)	135 (0.59)	810 (0.59)	1410 (3.0)
Carbon Disulfide	720	U (0.12)	U (0.12)	0.34 J (0.12)	0.59 J (0.12)	0.49 J (0.12)	0.27 J (0.12)	U (0.12)	U (0.12)	0.31 J (0.12)	U (0.12)	U (0.12)	0.92 J (0.12)	2.6 J (0.12)	0.38 J (0.12)
Carbon Tetrachloride	5	U (0.18)	U (0.18)	U (0.18)	U (0.18)	U (0.18)	U (0.18)	U (0.18)	U (0.18)	U (0.18)	U (0.18)	U (0.18)	U (0.18)	U (0.18)	U (0.18)
Chlorobenzene	100	U (0.21)	U (0.21)	U (0.21)	U (0.21)	U (0.21)	U (0.21)	U (0.21)	U (0.21)	U (0.21)	U (0.21)	U (0.21)	U (0.21)	U (0.21)	U (0.21)
Chloroethane	12000	U (0.15)	U (0.15)	U (0.15)	U (0.15)	U (0.15)	U (0.15)	U (0.15)	U (0.15)	U (0.15)	U (0.15)	U (0.15)	U (0.15)	U (0.15)	0.48 J (0.15)
Chloroform	80	0.45 J (0.14)	0.18 J (0.14)	0.20 J (0.14)	0.26 J (0.14)	U (0.14)	U (0.14)	U (0.14)	U (0.14)	U (0.14)	U (0.14)	U (0.14)	U (0.14)	U (0.14)	U (0.14)
Chloromethane	190	U (0.080)	U (0.080)	U (0.080)	U (0.080)	U (0.080)	0.52 J (0.080)	U (0.080)	U (0.080)	U (0.080)	0.29 J (0.080)	U (0.080)	U (0.080)	U (0.080)	0.46 J (0.080)
Dibromochloromethane	80	U (0.21)	U (0.21)	U (0.21)	U (0.21)	U (0.21)	U (0.21)	U (0.21)	U (0.21)	U (0.21)	U (0.21)	U (0.21)	U (0.21)	U (0.21)	U (0.21)
1,1-Dichloroethane	2.4	U (0.050)	U (0.050)	U (0.050)	U (0.050)	U (0.050)	U (0.050)	U (0.050)	U (0.050)	U (0.050)	U (0.050)	U (0.050)	U (0.050)	U (0.050)	U (0.050)
1,2-Dichloroethane	5.0	U (0.12)	U (0.12)	U (0.12)	U (0.12)	U (0.12)	U (0.12)	U (0.12)	U (0.12)	U (0.12)	U (0.12)	U (0.12)	U (0.12)	U (0.12)	U (0.12)
1,1-Dichloroethene	7.0	U (0.20)	U (0.20)	U (0.20)	U (0.20)	U (0.20)	U (0.20)	0.26 J (0.20)	U (0.20)	U (0.20)	U (0.20)	U (0.20)	U (0.20)	U (0.20)	U (0.20)
cis-1,2-Dichloroethene	70	U (0.080)	U (0.080)	U (0.080)	U (0.080)	1.1 (0.080)	4.6 (0.080)	1.9 (0.080)	1.1 (0.080)	0.72 J (0.080)	0.88 J (0.080)	0.15 J (0.080)	U (0.080)	2.5 (0.080)	5.8 (0.080)
trans-1,2-Dichloroethene	100	U (0.20)	U (0.20)	U (0.20)	U (0.20)	U (0.20)	0.36 J (0.20)	U (0.20)	U (0.20)	U (0.20)	U (0.20)	U (0.20)	U (0.20)	U (0.20)	0.64 J (0.20)
1,2-Dichloropropane	5.0	U (0.16)	U (0.16)	U (0.16)	U (0.16)	U (0.16)	U (0.16)	U (0.16)	U (0.16)	U (0.16)	U (0.16)	U (0.16)	U (0.16)	U (0.16)	U (0.16)
1,3-Dichloropropene (total)	0.41	U (0.14)	U (0.14)	U (0.14)	U (0.14)	U (0.14)	NM	U (0.14)	U (0.14)	U (0.14)	NM	U (0.14)	U (0.14)	U (0.14)	NM
cis-1,3-Dichloropropene	NE	U (0.14)	U (0.14)	U (0.14)	U (0.14)	U (0.14)	U (0.14)	U (0.14)	U (0.14)	U (0.14)	U (0.14)	U (0.14)	U (0.14)	U (0.14)	U (0.14)
trans-1,3-Dichloropropene	NE	U (0.12)	U (0.12)	U (0.12)	U (0.12)	U (0.12)	U (0.12)	U (0.12)	U (0.12)	U (0.12)	U (0.12)	U (0.12)	U (0.12)	U (0.12)	U (0.12)
Ethyl Benzene	700	U (0.18)	U (0.18)	U (0.18)	U (0.18)	U (0.18)	U (0.18)	U (0.18)	U (0.18)	U (0.18)	U (0.18)	U (0.18)	U (0.18)	U (0.18)	U (0.18)
2-Hexanone	34	U (1.2)	U (1.2)	U (1.2)	U (1.2)	U (1.2)	U (1.2)	U (1.2)	U (1.2)	U (1.2)	U (1.2)	U (1.2)	U (1.2)	3.6 J (1.2)	5.3 J (1.2)
4-Methyl-2-pentanone	1000	U (0.42)	U (0.42)	1.5 J (0.42)	1.5 J (0.42)	U (0.42)	0.61 J (0.42)	U (0.42)	U (0.42)	U (0.42)	U (0.42)	U (0.42)	4.0 J (0.42)	2.0 J (0.42)	1.6 J (0.42)
Methylene Chloride	5.0	U (0.15)	U (0.15)	U (0.15)	U (0.15)	U (0.15)	0.26 J (0.15)	U (0.15)	U (0.15)	U (0.15)	U (0.15)	U (0.15)	0.66 (0.15)	U (0.15)	0.30 J (0.15)
Styrene	100	U (0.12)	U (0.12)	U (0.12)	U (0.12)	U (0.12)	U (0.12)	U (0.12)	U (0.12)	U (0.12)	U (0.12)	U (0.12)	U (0.12)	U (0.12)	U (0.12)
1,1,2,2-Tetrachloroethane	0.066	U (0.15)	U (0.15)	U (0.15)	U (0.15)	U (0.15)	U (0.15)	U (0.15)	U (0.15)	U (0.15)	U (0.15)	U (0.15)	U (0.15)	U (0.15)	U (0.15)
Tetrachloroethene	5.0	U (0.10)	U (0.10)	U (0.10)	U (0.10)	U (0.10)	0.16 J (0.10)	U (0.10)	U (0.10)	U (0.10)	U (0.10)	U (0.10)	U (0.10)	U (0.10)	U (0.10)
Toluene	1000	U (0.17)	U (0.17)	0.22 J (0.17)	0.32 J (0.17)	U (0.17)	0.46 J (0.17)	U (0.17)	U (0.17)	U (0.17)	U (0.17)	U (0.17)	0.46 J (0.17)	U (0.17)	0.57 J (0.17)
1,1,1-Trichloroethane	200	U (0.11)	U (0.11)	U (0.11)	U (0.11)	U (0.11)	U (0.11)	U (0.11)	U (0.11)	U (0.11)	U (0.11)	U (0.11)	U (0.11)	U (0.11)	U (0.11)
1,1,2-Trichloroethane	5.0	U (0.20)	U (0.20)	U (0.20)	U (0.20)	U (0.20)	U (0.20)	U (0.20)	U (0.20)	U (0.20)	U (0.20)	U (0.20)	U (0.20)	U (0.20)	U (0.20)
Trichloroethene	5.0	14.7 (0.17)	16.5 (0.17)	11.7 (0.17)	13.3 (0.17)	9.2 (0.17)	5.0 (0.17)	190 (0.17)	102 (0.17)	120 (0.17)	114 (0.17)	31.1 (0.17)	14.3 (0.17)	6.3 (0.17)	0.63 J (0.17)
Vinyl Chloride	2.0	U (0.13)	U (0.13)	U (0.13)	U (0.13)	U (0.13)	U (0.13)	U (0.13)	U (0.13)	U (0.13)	U (0.13)	U (0.13)	U (0.13)	U (0.13)	U (0.13)
Xylenes (total)	10000	U (0.42)	U (0.42)	U (0.42)	U (0.42)	U (0.42)	U (0.42)	U (0.42)	U (0.42)	U (0.42)	U (0.42)	U (0.42)	U (0.42)	U (0.42)	U (0.42)
Metals															
Iron	NE	3790 (50.0)	4110 (50.0)	74000 (50.0)	NM	NM	52400 (50.0)	755 (50.0)	NM	NM	1730 (50.0)	5220 (50.0)	NM	NM	193000 (50.0)
Manganese	NE	1480 (5.0)	NM	20000 (5.0)	NM	NM	6320 (5.0)	NM	NM	NM	37.4 (5.0)	NM	NM	NM	35900 (50.0)
Monitored Natural Attenuation Parameters															
Acetic acid	NE	U (5000)	U (5000)	1800000 (100000)	NM	NM	13000 (5000)	U (5000)	NM	NM	U (5000)	U (5000)	NM	NM	1600000 (25000)
Acetylene	NE	U (0.50)	NM	U (0.50)	NM	NM	U (0.50)	NM	NM	NM	U (0.50)	NM	NM	NM	U (0.50)
Total Alkalinity	NE	124000 (20000)	NM	1190000 (40000)	NM	NM	862000 (20000)	NM	NM	NM	154000 (20000)	NM	NM	NM	2630000 (60000)
Ammonia	NE	U (100)	NM	8100 (500)	NM	NM	NM	NM	NM	NM	NM	NM	NM	NM	NM
Bicarbonate Alkalinity	NE	124000 (20000)	NM	1190000 (40000)	NM	NM	862000 (20000)	NM	NM	NM	154000 (20000)	NM	NM	NM	2630000 (60000)
Butyric acid	NE	U (5000)	U (5000)	280000 (100000)	NM	NM	U (5000)	U (5000)	NM	NM	U (5000)	U (5000)	NM	NM	600000 (25000)
Carbon Dioxide	NE	265000 (20000)	NM	8230000 (20000)	NM	NM	1000000 (20000)	NM	NM	NM	294000 (20000)	NM	NM	NM	3270000 (20000)
Organic Carbon (total)	NE	U (1000)	U (1000)	1620000 (200000)	NM	NM	NM	U (1000)	NM	NM	NM	U (1000)	NM	NM	NM
Carbonate Alkalinity	NE	U (20000)	NM	U (40000)	NM	NM	U (20000)	NM	NM	NM	U (20000)	NM	NM	NM	U (60000)
Chloride	NE	110000 (10000)	108000 (10000)	130000 (20000)	NM	NM	NM	177000 (10000)	NM	NM	NM	149000 (10000)	NM	NM	NM
2-Chloroethanol	NE	U (10000)	U (10000)	U (10000)	NM	NM	NM	U (10000)	NM	NM	NM	U (10000)	NM	NM	NM
Iron, Ferric	NE	2000 (200)	4100 (200)	70700 (200)	NM	NM	NM	760 (200)	NM	NM	NM	5200 (200)	NM	NM	NM
Lactic Acid	NE	U (10000)	U (10000)	U (20000)	NM	NM	U (10000)	U (10000)	NM	NM	U (10000)	U (10000)	NM	NM	160000 (10000)
Nitrogen	NE	1300 M1 (100)	1400 (100)	110 (100)	NM	NM	NM	280 (100)	NM	NM	NM	U (100)	NM	NM	NM
Nitrogen, Nitrate (As N)	NE	1300 (100)	1400 (100)	110 (100)	NM	NM	U (1000)	280 (100)	NM	NM	1900 (1000)	U (100)	NM	NM	U (1000)
Nitrogen, Nitrite	NE	U (100)	U (100)	U (100)	NM	NM	U (1000)	U (100)	NM	NM	U (1000)	U (100)	NM	NM	U (1000)
pH [PH UNITS]	NE	6.2 (0.10)	NM	5.5 (0.10)	NM	NM	6.8 (0.10)	NM	NM	NM	6.3 (0.10)	NM	NM	NM	6.7 (0.10)
Phosphates (total)	NE	130 M1 (30)	NM	3600 (310)	NM	NM	NM	NM	NM	NM	NM	NM	NM	NM	NM
Propionic Acid	NE	U (5000)	U (5000)	140000 (100000)	NM	NM	76000 (5000)	U (5000)	NM	NM	U (5000)	U (5000)	NM	NM	550000 (25000)
Pyruvic Acid	NE	U (5000)	U (5000)	U (10000)	NM	NM	U (5000)	U (5000)	NM	NM	U (5000)	U (5000)	NM	NM	U (5000)
Sulfide (total)	NE	U (50)	NM	21 J (50)	NM	NM	NM	NM	NM	NM	NM	NM	NM	NM	NM
Sulfate	NE	14800 (1000)	11000 (1000)	79000 (5000)	NM	NM	7400 (1000)	2100 (1000)	NM	NM	3700 (1000)	3300 (1000)	NM	NM	910 J (1000)
Organic Carbon (dissolved)	NE	NM	U (1000)	NM	NM	NM	NM	U (1000)	NM	NM	NM	U (1000)	NM	NM	NM
Gases															
Methane	NE	4.5 (0.50)	2.1 (0.50)	4.3 (0.50)	NM	NM	10000 (0.50)	U (0.50)	NM	NM	1.3 (0.50)	0.57 (0.50)	NM	NM	12000 (0.50)
Ethane	NE	1.4 (0.10)	0.31 (0.10)	0.33 (0.10)	NM	NM	0.41 (0.10)	U (0.10)	NM	NM	U (0.10)	U (0.10)	NM	NM	0.16 (0.10)
Ethene	NE	1.1 (0.10)	0.48 (0.10)	1.2 (0.10)	NM	NM	2.7 (0.10)	U (0.10)	NM	NM	U (0.10)	U (0.10)	NM	NM	2.6 (0.10)
HYDROGEN (H2) [nM]	NE	2.0 (0.60)	NM	500 d (12)	NM	NM	NM	NM	NM	NM	NM	NM	NM	NM	NM
Molecular Analyses															
3AV1 Vinyl Chloride Reductase [cells/mL]	NE	U (0.5)	NM	1.9 (1)	NM	NM	NM	NM	NM	NM	NM	NM	NM	NM	NM
Dehalococcoides (DHC) [cells/mL]	NE	U (0.5)	NM	184 (1)	NM	NM	NM	NM	NM	NM	NM	NM	NM	NM	NM
tceA Reductase [cells/mL]	NE	U (0.5)	NM	U (1)	NM	NM	NM	NM	NM	NM	NM	NM	NM	NM	NM
nyl Chloride Reductase (vrcA) [cells/mL]	NE	U (0.5)	NM	0.3 J (1)	NM	NM	NM	NM	NM	NM	NM	NM	NM	NM	NM

Notes:
1 All concentrations are presented in ug/L except where noted.
2 Only compounds with at least one detection are shown, with the exception of Monitored Natural Attenuation Parameters, for which all compounds are shown.
3 Concentrations that exceed the Remedial Action Levels per ADEQ RADD Issued Dec 2013 are double underlined.
U = Not detected
J = Estimated concentration
d = The analyte concentration was determined from a dilution.
( ) = Method detection limit for VOCs; reporting limit for all other parameters
* = Sampled on different day than other parameters with different method
RADD = Remedial action decision document
ADEQ = Arkansas Department of Environmental Quality
VOC = Volatile organic compounds
µg/L = Micrograms per Liter
mL = Milliliters
NE = Not established
NM = Not measured

RAMBOLL ENVIRON

TABLE 3
SUMMARY OF TCE CONCENTRATIONS (ISCR PILOT STUDY)
Whirlpool Facility - Fort Smith, Arkansas

Event	Date(s)	MW-61R	TMW-10	TMW-11	Total TCE Reduction (all wells)
Baseline	9/18/2015	16.5	190	31.1	238
4Q monitoring (6 days post)	10/8/2015	11.7	102	14.3	128
30 days after injection	11/5/2015	9.2	120	6.3	136
60 days after injection	12/1/2015	5	114	0.63	120
	Percent Reduction	69.7%	40.0%	98.0%	50%

Notes:

Concentrations in micrograms per liter (µg/L)

Figures



RAMBOLL ENVIRON

DRAFTED BY: FK | DATE: 11/24/2015

ISCR PILOT
PRB TREATMENT ZONES

Whirlpool Facility - Fort Smith, Arkansas

Figure 1

PROJECT: 3437500G

Appendix A

Monitoring Well Boring Logs and Well Construction Diagrams

RAMBOLL ENVIRON

1807 Park 270 Drive Suite 320, St. Louis, MO 63146

Site ID: TMW-10		Date(s): **9/16/2015**	
Location: **Fort Smith, Arkansas**			
Logged By: **N. Zurweller**		Checked By: **W. Weber**	
Contractor: **Able Environmental**		Purpose: **Temporary Monitoring Well**	
Drilling Method: **Hollow Stem Auger**		GS Elevation: **461.34 ft amsl**	TOC Elevation: **460.75 ft amsl**
Sampling Method: **HSA Continuous Sampler**		North: **370112.92**	East: **591972.99**
Well Construction:		Borehole Dia.: **8.25 inches**	Total Depth: **15.5 feet**
Blank Casing: Sch. 40 PVC 2 Inch	0 FT to 10.5 FT	Project Number: **3433244A**	
Screen: Sch. 40 2 Inch 0.010 PVC	10.5 FT to 15.5 FT	Project Name: **Whirlpool Corporation**	
Annular Fill: Cement Grout	0 FT to 6.5 FT	Remarks: **Temporary Monitoring Well**	
Bentonite	6.5 FT to 8.5 FT		
Sand	8.5 FT to 15.5 FT		

Elevation (ft)	Depth (ft)	Recovery (feet)	Sample No.	PID (ppm)	Graphic Log	USCS Code	Material Description	Water Level	Well Construction
460	0	5		0			Fill, silty, dark brown and yellowish brown, trace root hairs, loose, dry		Flush Mount
				0		MH	Clayey Silt, brown, frequent reddish brown and gray mottling, with black nodules, trace gravel, subrounded, fine, trace sand, coarse, slightly plastic, stiff, moist		
	5					CL	Silty Clay, brown, frequent reddish brown and gray mottling, with black nodules, plastic, stiff, moist		
455		4		0			Silty Clay, reddish brown and gray, with black nodules, with gravel, subrounded, fine, with sand, coarse, plastic, stiff, moist		
				0		SC	Clayey Sand, reddish brown, with silt, with gravel, subrounded, fine to coarse, with sand, fine to coarse, slightly plastic, stiff, moist		
	10		TMW-10-SL (10-12FT)			GC	Clayey Gravel, reddish brown, with sand, fine to coarse, gravel, subrounded, fine to coarse, slightly cohesive, moist		
450		5		0			Clayey Gravel as above, wet		
				0					
	15	0.5		0		CL	Silty clay, yellowish brown, plastic, laminated, wet		
445							Shale, dark gray and yellowish brown, with weathered shale, hard, laminated, dry		
	20								
440									
	25								
435									

Report: WELL_LOG_REV_MKE; File: WHIRLPOOL_LOGS (JH_EDITS).GPJ; 10/12/15

RAMBOLL ENVIRON

1807 Park 270 Drive Suite 320, St. Louis, MO 63146

Site ID: TMW-11		Date(s): **9/16/2015**	
Location: **Fort Smith, Arkansas**			
Logged By: **N. Zurweller**		Checked By: **W. Weber**	
Contractor: **Able Environmental**		Purpose: **Temporary Monitoring Well**	
Drilling Method: **Hollow Stem Auger**		GS Elevation: **460.57 ft amsl**	TOC Elevation: **460.20 ft amsl**
Sampling Method: **HSA Continuous Sampler**		North: **370078.21**	East: **591955.53**
Well Construction:		Borehole Dia.: **8.25 inches**	Total Depth: **15.5 feet**
Blank Casing: Sch. 40 PVC 2 Inch	0 FT to 10.5 FT	Project Number: **3433244A**	
Screen: Sch. 40 2 Inch 0.010 PVC	10.5 FT to 15.5 FT	Project Name: **Whirlpool Corporation**	
Annular Fill: Cement Grout	0 FT to 6.5 FT	Remarks: **Temporary Monitoring Well**	
Bentonite	6.5 FT to 8.5 FT		
Sand	8.5 FT to 15.5 FT		

Elevation (ft)	Depth (ft)	Recovery (feet)	Sample No.	PID (ppm)	Graphic Log	USCS Code	Material Description	Water Level	Well Construction
460				0.5			Fill, silty, dark brown and yellowish brown, trace root hairs, loose, dry		Flush Mount
		1.5				MH	Clayey Silt, brown, frequent reddish brown mottling, with black nodules, trace gravel, subrounded, fine, trace sand, coarse, slightly plastic, stiff, moist		
				0		CL	Silty Clay, brown, occasional reddish brown and gray mottling, with black nodules, plastic, stiff, moist		
455	5			0					
		4					Silty Clay, reddish brown and gray, with black nodules, with gravel, subrounded, fine, with sand, coarse, plastic, stiff, moist		
				0		SC	Clayey Sand, reddish brown, with silt, with gravel, subrounded, fine to coarse, with sand, fine to coarse, slightly plastic, stiff, moist		
450	10								
			TMW-11-SL (12.5-15FT)	0.3		GC	Clayey Gravel, reddish brown, with sand, fine to coarse, gravel, subrounded, fine to coarse, cohesive, moist		
		5					Clayey Gravel as above, wet		
				0					
445	15	0.5		0		CL	Silty Clay, yellowish brown, with gravel, subrounded, fine to coarse, with sand, fine to coarse, plastic, cohesive, slightly laminated, wet		
							Shale, dark gray and yellowish brown, with weathered shale, hard, laminated, dry		
440	20								
435	25								

Report: WELL_LOG_REV_MKE; File: WHIRLPOOL_LOGS (JH_EDITS).GPJ; 10/12/15

Appendix B

Waste Disposal Records

American Environmental Landfill, Inc.

Leading the Industry in Environmental Compliance

Non-Hazardous Waste Manifest

9/6214 1621

Generator

Generator's Name: Whirlpool Corp.

Mailing Address: 6400 Jenny Lane Rd

Ft Smith Ark

City State Zip

Point of Generation Address: Shiloh

City State Zip

Contact: Kevin Duckworth 918 832 8888

Name Phone

Manifest Job No. Soil MW233WPC01

Bill to Name: ERS

Address: 1105 North Peoria

Tulsa OK 74106

City State Zip

Contact: Kevin Duckworth 918 832-8888

Name Phone

Common Name of Waste Material	Container No.	Container Type	Total Quantity	Unit
Soil Borings		Rolloff	20	Yards

I hereby certify that the above named material is not a hazardous waste as defined by 40 CFR Part 261 or any applicable state law, has been properly described, classified and packaged, and is in proper condition for transportation according to applicable regulations.

Generator Authorized Agent Name | Signature | Shipment Date: 9-18-15

Transporter

Transporter Name: ERS

Address: 1105 North Peoria

City, State Zip: Tulsa OK

Driver Name (Print): David Byrd

Tag No. I565N State: OK

USDOT No. 875510

I hereby certify that the above material was picked up at the generator site listed above.

Driver Signature | Ship Date: 9-18-15

I hereby certify that the above named material was delivered without incident to the destination listed below.

Driver Signature | Delivery Date: 9-21-15

Destination

American Environmental Landfill, Inc.
212 N. 177th W Ave.
Sand Springs, OK 74063

Phone: (918) 245-7786
Fax: (918) 245-7774
Permit No: 3557021

I hereby certify that the above named material has been accepted and to the best of my knowledge the foregoing is accurate.

Name of Authorized Agent | Signature | Receipt Date: 9-21-15

White – Destination Retention • Yellow – Return to Bill to • Pink – Transporter Retain • Goldenrod – Generator Retain

American Environmental Landfill, Inc.

Leading the Industry in Environmental Compliance

Non-Hazardous Waste Manifest

5/6/18 Truck

Generator

Generator's Name: Whirlpool Corp

Mailing Address: 6400 Jenny Lane Rd

Ft Smith Ark -

City State Zip

Point of Generation Address: Same

City State Zip

Contact: Ken Duckworth 918 832 8888

Name Phone

Purge water

Manifest Job No. MN 233 WPC02

Bill to Name: ERS

Address: 1105 North Peoria

Tulsa OK 74106

City State Zip

Contact: Ken Duckworth 918 832 8888

Name Phone

Common Name of Waste Material	Container No.	Container Type	Total Quantity	Unit
Purge water	[illegible]	Totes	3	

I hereby certify that the above named material is not a hazardous waste as defined by 40 CFR Part 261 or any applicable state law, has been properly described, classified and packaged, and is in proper condition for transportation according to applicable regulations.

Ken Duckworth — Generator Authorized Agent Name

[signature] — Signature

9-18-15 — Shipment Date

Transporter

Transporter Name: ERS

Address: 1105 North Peoria

City, State Zip: Tulsa OK

Driver Name (Print): David

Tag No. State:

USDOT No.

I hereby certify that the above material was picked up at the generator site listed above.

x [signature] — Driver Signature

9-18-15 — Ship Date

I hereby certify that the above named material was delivered without incident to the destination listed below.

[signature] — Driver Signature

9-18-15 — Delivery Date

Destination

American Environmental Landfill, Inc.
212 N. 177th W Ave.
Sand Springs, OK 74063

Phone: (918) 245-7786
Fax: (918) 245-7774
Permit No: 3557021

I hereby certify that the above named material has been accepted and to the best of my knowledge the foregoing is accurate.

[signature] — Name of Authorized Agent

[signature] — Signature

9-18-15 — Receipt Date

White – Destination Retention • Yellow – Return to Bill to • Pink – Transporter Retain • Goldenrod – Generator Retain

Appendix C

Reagent Material Safety Data Sheets

Safety Data Sheet (SDS)

OSHA HazCom 2012 Standard 29 CFR 1910.1200. Prepared to GHS Rev03.

Printing date 05/30/2014 Reviewed on 05/30/2014

* 1 Identification

· **Product identifier**

· **Trade name: Provect-IR Antimethanogenic ISCR Reagent**
· **Product description**
Remediation product for the treatment of soil, sediment and groundwater. Not for use in potable water sources.

· **Details of the supplier of the safety data sheet**
· **Manufacturer/Supplier:**
Provectus Environmental Products
2871 W. Forest Road
Suite 2
Freeport, IL 61032
Phone: 815-650-2230
Fax: 815-650-2232
www.provectusenvironmental.com
· **Emergency telephone number:** 815-650-2230

* 2 Hazard(s) identification

· **Classification of the substance or mixture**
The product is not classified according to the Globally Harmonized System (GHS).

· **Label elements**
· **GHS label elements** Non-Regulated Material
· **Hazard pictograms** Non-Regulated Material
· **Signal word** Non-Regulated Material
· **Hazard statements** Non-Regulated Material
· **Hazard description:**
CONTAINMENT HAZARD: Any vessel that contains wetted reagent must be vented due to potential pressure build up from fermentation gases.
· **Classification system:**
· **NFPA ratings (scale 0 - 4)**



Health = 0
Fire = 1
Reactivity = 0

· **HMIS-ratings (scale 0 - 4)**



Health = 0
Fire = 1
Reactivity = 0

* 3 Composition/information on ingredients

7439-89-6	iron	5-40%
4075-81-4	calcium dipropionate	2 - 4%
	Proprietary Organic Carbon Sources	48-90%

· **Chemical characterization: Mixtures**
· **Description:** Mixture of the substances listed below with nonhazardous additions.

· **Dangerous components:**

8013-01-2	Yeast extracts	STOT SE 3, H335	0.5 - 2%

(Contd. on page 2)

Safety Data Sheet (SDS)

OSHA HazCom 2012 Standard 29 CFR 1910.1200. Prepared to GHS Rev03.

Printing date 05/30/2014 Reviewed on 05/30/2014

Trade name: Provect-IR Antimethanogenic ISCR Reagent

(Contd. of page 1)

9000-30-0	Guar gum	STOT SE 3, H335; Eye Irrit. 2B, H320; Combustible Dust	0.5 - 2%
7757-83-7	sodium sulphite	Acute Tox. 4, H302	1 - 2%

· ***Additional information:*** Product contains red yeast rice

4 First-aid measures

· ***Description of first aid measures***
· ***After inhalation:*** Remove person to fresh air. If signs/symptons continue, get medical attention.
· ***After skin contact:*** Wash off with soap and water. Get medical attention if irritation develops.
· ***After eye contact:*** Flush with water for 5 minutes
· ***After swallowing:***
Rinse mouth with water and afterwards drink plenty of milk or water. Call a poson control center or doctor immediately for treatment advice.
· ***Most important symptoms and effects, both acute and delayed*** No further relevant information available.
· ***Indication of any immediate medical attention and special treatment needed***
No further relevant information available.

5 Fire-fighting measures

· ***Extinguishing media***
· ***Suitable extinguishing agents:***
CO2, extinguishing powder or water spray. Fight larger fires with water spray or alcohol resistant foam.
· ***Special hazards arising from the substance or mixture*** No further relevant information available.
· ***Advice for firefighters***
· ***Protective equipment:*** No special measures required.

* 6 Accidental release measures

· ***Personal precautions, protective equipment and emergency procedures*** Not required.
· ***Environmental precautions:*** Do not allow to enter sewers/ surface or ground water.
· ***Methods and material for containment and cleaning up:***
Cover powder spill with plastic sheet or tarp to minimize spreading and keep powder dry. Sweep or vacuum up spillage and place in vented container.
· ***Reference to other sections***
See Section 7 for information on safe handling.
See Section 8 for information on personal protection equipment.
See Section 13 for disposal information.

* 7 Handling and storage

· ***Precautions for safe handling*** No special measures required.
· ***Information about protection against explosions and fires:*** Combustible material

· ***Conditions for safe storage, including any incompatibilities***
· ***Storage:***
· ***Requirements to be met by storerooms and receptacles:***
CONTAINMENT HAZARD: Any vessel that contains wetted reagent must be vented due to potential pressure build up from fermentation gases.
· ***Information about storage in one common storage facility:*** Not required.
· ***Further information about storage conditions:***
Keep tightly closed in a dry and cool place. Keep away from open flames, hot surfaces and sources of ignition. Any material that is wetted must be vented due to potential pressure build up from fermentation gases.

(Contd. on page 3)

Safety Data Sheet (SDS)

OSHA HazCom 2012 Standard 29 CFR 1910.1200. Prepared to GHS Rev03.

Printing date 05/30/2014 Reviewed on 05/30/2014

Trade name: Provect-IR Antimethanogenic ISCR Reagent

(Contd. of page 2)

· **Specific end use(s)** No further relevant information available.

* 8 Exposure controls/personal protection

· **Additional information about design of technical systems:** No further data; see section 7.

· **Control parameters**
· **Components with occupational exposure limits:**
The product does not contain any relevant quantities of materials with critical values that have to be monitored at the workplace.
· **Additional information:**
Dry or powdered ingredients are combustible. Dispersal of finely divided dust from products into air may form mixtues that are ignitable and explosive. Minimize airborne dust generation and eliminate sources of ignition.

· **Exposure controls**
· **Personal protective equipment:**
· **General protective and hygienic measures:**
The usual precautionary measures for handling chemicals should be followed.
· **Breathing equipment:** Not required.
· **Protection of hands:** Not required.
· **Eye protection:** Not required.

* 9 Physical and chemical properties

· **Information on basic physical and chemical properties**
· **General Information**
· **Appearance:**

Form:	Solid
Color:	Brown to Green
· **Odor:**	Pleasant
· **Odor threshold:**	Not determined.
· **pH-value:**	Not applicable.
· **Change in condition**	
Melting point/Melting range:	Not determined.
Boiling point/Boiling range:	Undetermined.
· **Flash point:**	Not applicable.
· **Flammability (solid, gaseous):**	Not determined.
· **Ignition temperature:**	
Decomposition temperature:	Not determined.
· **Auto igniting:**	Product is not selfigniting.
· **Danger of explosion:**	Dry or powdered ingredients are combustible. Dispersal of finely divided dust from products into air may form mixtures that are ingnitable and explosive. Minimize airborne dust generation and eliminate sources of ignition.
· **Explosion limits:**	
Lower:	Not determined.
Upper:	Not determined.
· **Vapor pressure:**	Not applicable.
· **Density:**	Not determined.

(Contd. on page 4)

Safety Data Sheet (SDS)

OSHA HazCom 2012 Standard 29 CFR 1910.1200. Prepared to GHS Rev03.

Printing date 05/30/2014 Reviewed on 05/30/2014

Trade name: Provect-IR Antimethanogenic ISCR Reagent

(Contd. of page 3)

· **Relative density** Not determined.
· **Vapour density** Not applicable.
· **Evaporation rate** Not applicable.

· **Solubility in / Miscibility with**
Water: Soluble.

· **Partition coefficient (n-octanol/water):** Not determined.

· **Viscosity:**
Dynamic: Not applicable.
Kinematic: Not applicable.

· **Solvent content:**
Organic solvents: 0.0 %

Solids content: 100.0 %
· **Other information** No further relevant information available.

10 Stability and reactivity

· **Reactivity** No further relevant information available.
· **Chemical stability** Product is stable under normal conditions.
· **Thermal decomposition / conditions to be avoided:** No decomposition if used according to specifications.
· **Possibility of hazardous reactions** No dangerous reactions known.
· **Conditions to avoid** No further relevant information available.
· **Incompatible materials:** No further relevant information available.
· **Hazardous decomposition products:** No dangerous decomposition products known.

* 11 Toxicological information

· **Information on toxicological effects**
· **Acute toxicity:**
· **Primary irritant effect:**
· **on the skin:** No irritant effect.
· **on the eye:** Product dust may cause eye irritation.
· **Sensitization:** No sensitizing effects known.
· **Additional toxicological information:**
The product is not subject to classification according to internally approved calculation methods for preparations:
When used and handled according to specifications, the product does not have any harmful effects according to our experience and the information provided to us.

· **Carcinogenic categories**

· **IARC (International Agency for Research on Cancer)**
None of the ingredients is listed.

· **NTP (National Toxicology Program)**
None of the ingredients is listed.

· **OSHA-Ca (Occupational Safety & Health Administration)**
None of the ingredients is listed.

12 Ecological information

· **Toxicity**
· **Aquatic toxicity:** No further relevant information available.

(Contd. on page 5)

Safety Data Sheet (SDS)

OSHA HazCom 2012 Standard 29 CFR 1910.1200. Prepared to GHS Rev03.

Printing date 05/30/2014 Reviewed on 05/30/2014

Trade name: Provect-IR Antimethanogenic ISCR Reagent

(Contd. of page 4)

· ***Persistence and degradability*** No further relevant information available.
· ***Bioaccumulative potential*** No further relevant information available.
· ***Mobility in soil*** No further relevant information available.
· ***Additional ecological information:***
· ***General notes:*** Water hazard class 1 (Self-assessment): slightly hazardous for water
· ***Results of PBT and vPvB assessment***
· ***PBT:*** Not applicable.
· ***vPvB:*** Not applicable.
· ***Other adverse effects*** No further relevant information available.

13 Disposal considerations

· ***Waste treatment methods***
· ***Recommendation:*** Smaller quantities can be disposed of with household waste.

· ***Uncleaned packagings:***
· ***Recommendation:*** Disposal must be made according to official regulations.
· ***Recommended cleansing agent:*** Water, if necessary with cleansing agents.

* 14 Transport information

· ***UN-Number***
· ***DOT, ADR, ADN, IMDG, IATA*** Non-Regulated Material
· ***UN proper shipping name***
· ***DOT, ADR, ADN, IMDG, IATA*** Non-Regulated Material
· ***Transport hazard class(es)***

· ***DOT, ADR, ADN, IMDG, IATA***
· ***Class*** Non-Regulated Material
· ***Packing group***
· ***DOT, ADR, IMDG, IATA*** Non-Regulated Material
· ***Environmental hazards:***
· ***Marine pollutant:*** No
· ***Special precautions for user*** Not applicable.
· ***Transport in bulk according to Annex II of MARPOL73/78 and the IBC Code*** Not applicable.
· ***UN "Model Regulation":*** -

15 Regulatory information

· ***Safety, health and environmental regulations/legislation specific for the substance or mixture***
· ***Sara***

· ***Section 355 (extremely hazardous substances):***

None of the ingredients is listed.

· ***Section 313 (Specific toxic chemical listings):***

None of the ingredients is listed.

· ***TSCA (Toxic Substances Control Act):***

7439-89-6	iron
4075-81-4	calcium dipropionate
8013-01-2	Yeast extracts
9000-30-0	Guar gum
7757-83-7	sodium sulphite

(Contd. on page 6)

Safety Data Sheet (SDS)

OSHA HazCom 2012 Standard 29 CFR 1910.1200. Prepared to GHS Rev03.

Printing date 05/30/2014 Reviewed on 05/30/2014

Trade name: Provect-IR Antimethanogenic ISCR Reagent

(Contd. of page 5)

· **Proposition 65**

· **Chemicals known to cause cancer:**
None of the ingredients is listed.

· **Chemicals known to cause reproductive toxicity for females:**
None of the ingredients is listed.

· **Chemicals known to cause reproductive toxicity for males:**
None of the ingredients is listed.

· **Chemicals known to cause developmental toxicity:**
None of the ingredients is listed.

· **Carcinogenic categories**

· **EPA (Environmental Protection Agency)**
None of the ingredients is listed.

· **TLV (Threshold Limit Value established by ACGIH)**
None of the ingredients is listed.

· **NIOSH-Ca (National Institute for Occupational Safety and Health)**
None of the ingredients is listed.

· **GHS label elements** Non-Regulated Material
· **Hazard pictograms** Non-Regulated Material
· **Signal word** Non-Regulated Material
· **Hazard statements** Non-Regulated Material

· **National regulations:**
The product is subject to be labeled according with the prevailing version of the regulations on hazardous substances.

· **State Right to Know**

7439-89-6	iron	5-40%
4075-81-4	calcium dipropionate	2-4%
8013-01-2	Yeast extracts STOT SE 3, H335	0.5-2%
9000-30-0	Guar gum STOT SE 3, H335; Eye Irrit. 2B, H320; Combustible Dust	0.5-2%
7757-83-7	sodium sulphite Acute Tox. 4, H302	1-2%
	Proprietary Organic Carbon Sources	48-90%

All ingredients are listed.

· **Chemical safety assessment:** A Chemical Safety Assessment has not been carried out.

16 Other information

This information is based on our present knowledge. However, this shall not constitute a guarantee for any specific product features and shall not establish a legally valid contractual relationship.

· **Date of preparation / last revision** 05/30/2014 / 6
· **Abbreviations and acronyms:**
ADR: Accord européen sur le transport des marchandises dangereuses par Route (European Agreement concerning the International Carriage of Dangerous Goods by Road)
IMDG: International Maritime Code for Dangerous Goods
DOT: US Department of Transportation
IATA: International Air Transport Association

(Contd. on page 7)

Safety Data Sheet (SDS)

OSHA HazCom 2012 Standard 29 CFR 1910.1200. Prepared to GHS Rev03.

Printing date 05/30/2014 *Reviewed on 05/30/2014*

Trade name: Provect-IR Antimethanogenic ISCR Reagent

(Contd. of page 6)

ACGIH: American Conference of Governmental Industrial Hygienists
EINECS: European Inventory of Existing Commercial Chemical Substances
ELINCS: European List of Notified Chemical Substances
CAS: Chemical Abstracts Service (division of the American Chemical Society)
NFPA: National Fire Protection Association (USA)
HMIS: Hazardous Materials Identification System (USA)
Acute Tox. 4: Acute toxicity, Hazard Category 4
Eye Irrit. 2B: Serious eye damage/eye irritation, Hazard Category 2B
STOT SE 3: Specific target organ toxicity - Single exposure, Hazard Category 3

· **** Data compared to the previous version altered.***

SDS / MSDS Created by MSDS Authoring Services (www.MSDSAuthoring.com)

EnviroBlend Metal Waste Treatment by Premier Magnesia, LLC

SAFETY DATA SHEET

Issue Date 24-Nov-2014 **Revision Date** 22-Sep-2014 **Version** 1

1. IDENTIFICATION OF THE SUBSTANCE/PREPARATION AND OF THE COMPANY/UNDERTAKING

Product identifier

Product Name ENVIROBLEND®HR325

Other means of identification

Product Code ENVIROBLEND®HR325

Synonyms Light Burned Magnesium Oxide, Caustic Calcined Magnesia, MgO, Magnesium Oxide,

Recommended use of the chemical and restrictions on use

Recommended Use Heavy metals remediation product.

Uses advised against No information available

Details of the supplier of the safety data sheet

Manufacturer Address

Premier Magnesia, LLC, 300 Barr Harbor Drive, Suite 250, West Conshohocken, PA 19428

Emergency telephone number

Company Phone Number 610-828-6929

24 Hour Emergency Phone Number Chemtrec 1-800-424-9300

Emergency Telephone Chemtrec 1-800-424-9300

2. HAZARDS IDENTIFICATION

Classification

OSHA Regulatory Status

Product dust is classified as a "nuisance particulate, not otherwise regulated" as specified by ACGHI and OSHA. The excessive, long-term inhalation of mineral dusts may contribute to the development of industrial bronchitis, reduced breathing capacity, and may lead to the increased susceptibility to lung disease. This chemical is not considered hazardous by the 2012 OSHA Hazard Communication Standard (29 CFR 1910.122)

Not a dangerous substance or mixture according to the Globally Harmonized System (GHS)

Label elements

Emergency Overview

The product contains no substances which at their given concentration, are considered to be hazardous to health

Appearance Fine granular to powder **Physical state** Solid **Odor** Odorless

Causes mild irritation to the eyes
Low toxicity by skin contact.
Chronic overexposure by inhalation of airborne particulate may irritate upper respiratory system as well as the throat.
Ingestion is an unlikely route of exposure. If ingested in large amounts it may cause irritation, nausea, vomiting, diarrhea, abdominal pain, black stool, pink urine, coma and possibly death.

Hazards not otherwise classified (HNOC)

Other Information

Unknown Acute Toxicity 100% of the mixture consists of ingredient(s) of unknown toxicity

3. COMPOSITION/INFORMATION ON INGREDIENTS

Common name Magnesium Oxide # 1309-48-4.
Synonyms Light Burned Magnesium Oxide, Caustic Calcined Magnesia, MgO, Magnesium Oxide,

Chemical Name	CAS No.	Weight-%	Trade Secret
Magnesium Oxide	1309-48-4	100	

4. FIRST AID MEASURES

First aid measures

Eye contact Rinse thoroughly with plenty of water, also under the eyelids. (Get medical attention immediately if irritation persists.).

Skin Contact Wash skin with soap and water.

Inhalation Remove to fresh air. If breathing has stopped, give artificial respiration. Get medical attention immediately.

Ingestion Not an expected route of exposure. Drink 1 or 2 glasses of water. Never give anything by mouth to an unconscious person. Do not induce vomiting without medical advice. Immediate medical attention is required.

Most important symptoms and effects, both acute and delayed

Symptoms No information available.

Indication of any immediate medical attention and special treatment needed

Note to physicians Treat symptomatically.

5. FIRE-FIGHTING MEASURES

Suitable extinguishing media
Use extinguishing measures that are appropriate to local circumstances and the surrounding environment.

Unsuitable extinguishing media Water reacts with magnesium oxide producing magnesium hydroxide and heat. Do not allow water to get inside containers: reaction with water will cause product to swell, generate heat, and burst its container. If contact is unavoidable, use sufficient water to safely absorb the heat that may be generated.

Specific hazards arising from the chemical
No information available.

Explosion data
Sensitivity to Mechanical Impact None.
Sensitivity to Static Discharge None.

Protective equipment and precautions for firefighters
As in any fire, wear self-contained breathing apparatus pressure-demand, MSHA/NIOSH (approved or equivalent) and full protective gear.

6. ACCIDENTAL RELEASE MEASURES

Personal precautions, protective equipment and emergency procedures

Personal precautions Ensure adequate ventilation, especially in confined areas.

Environmental precautions

Environmental precautions See Section 12 for additional ecological information.

Methods and material for containment and cleaning up

Methods for containment Prevent further leakage or spillage if safe to do so.

Methods for cleaning up Carefully clean up and place material into a suitable container, being careful to avoid creating excessive dust. If conditions warrant, clean up personnel should wear approved respiratory protection, gloves and goggles to prevent irritation from contact and/or inhalation.

7. HANDLING AND STORAGE

Precautions for safe handling

Advice on safe handling Use personal protective equipment as required.

Conditions for safe storage, including any incompatibilities

Storage Conditions Keep container tightly closed in a dry and well-ventilated place. Avoid generation of dust. Do not allow contact with water.

Incompatible materials Interhalogens, bromine pentafluoride, chlorine trifluoride. Contact with aluminum metal may release hydrogen gas. Incandescent reaction wtih phosphorus pentachloride. Water will react with magnesium oxide to form magnesium hydroxide and release heat and steam.

8. EXPOSURE CONTROLS/PERSONAL PROTECTION

Control parameters

Exposure Guidelines This product, as supplied, does not contain any hazardous materials with occupational exposure limits established by the region specific regulatory bodies.

Chemical Name	ACGIH TLV	OSHA PEL	NIOSH IDLH
Magnesium Oxide 1309-48-4	TWA: 10 mg/m^3 inhalable fraction	TWA: 15 mg/m^3 fume, total particulate (vacated) TWA: 10 mg/m^3 fume and total particulate	IDLH: 750 mg/m^3 fume

NIOSH IDLH Provide workers with NIOSH approved respirators in accordance with requirements of 29 CFR 1910. 134 for level of exposure incurred.

Appropriate engineering controls

Engineering Controls Provide sufficient ventilation, in both volume and air flow patterns to control mist/dust concentrations below allowable exposure limits. Showers. Eyewash stations.

Individual protection measures, such as personal protective equipment

Eye/face protection Avoid contact with eyes. The use of eye protection is recommended.

Skin and body protection The use of eye protection, gloves and long sleeve clothing is recommended.

Respiratory protection Provide workers with NIOSH approved respirators in accordance with requirements of 29 CFR 1910. 134 for level of exposure incurred.

General Hygiene Considerations Wash hands thoroughly after handling.

9. PHYSICAL AND CHEMICAL PROPERTIES

Information on basic physical and chemical properties

Physical state Solid

Appearance	Fine granular to powder	**Odor**	Odorless
Color	Brownish	**Odor threshold**	No information available

Property	**Values**	**Remarks • Method**
pH	10-11	
Melting point/freezing point	>2100 °C >3800 °F	
Boiling point / boiling range	No information available	
Flash point	No information available	
Evaporation rate	Not Applicable	
Flammability (solid, gas)	No information available	
Flammability Limit in Air		
Upper flammability limit:	No information available	
Lower flammability limit:	No information available	
Vapor pressure	No information available	
Vapor density	No information available	
Specific Gravity	3.56	
Water solubility	Slight <1%	
Solubility in other solvents	No information available	
Partition coefficient	No information available	
Autoignition temperature	No information available	
Decomposition temperature	No information available	
Kinematic viscosity	No information available	
Dynamic viscosity	No information available	
Explosive properties	No information available	
Oxidizing properties	No information available	

Other Information

Softening point	No information available
Molecular weight	No information available
VOC Content (%)	No information available
Density	No information available
Bulk density	50-7- lbs/ft3

10. STABILITY AND REACTIVITY

Reactivity
No data available

Chemical stability
Stable under recommended storage conditions.

Possibility of Hazardous Reactions
None under normal processing.

Hazardous polymerization Hazardous polymerization does not occur.

Conditions to avoid
Extremes of temperature and direct sunlight.

Incompatible materials
Interhalogens, bromine pentafluoride, chlorine trifluoride. Contact with aluminum metal may release hydrogen gas. Incandescent reaction wtih phosphorus pentachloride. Water will react with magnesium oxide to form magnesium hydroxide and release heat and steam.

Hazardous Decomposition Products
Heat and steam.

11. TOXICOLOGICAL INFORMATION

Information on likely routes of exposure

Product Information Magnesium Oxide # 1309-48-4

Inhalation Inhalation of fume (not MgO dust particulate) produced upon decomposition of magnesium compounds can produce a febrile reaction and leukocytosis in humans.

Eye contact No data available.

Skin Contact No data available.

Ingestion No data available.

Information on toxicological effects

Symptoms No information available.

Delayed and immediate effects as well as chronic effects from short and long-term exposure

Sensitization No information available.
Germ cell mutagenicity No information available.
Carcinogenicity No information available.
Reproductive toxicity No information available.
STOT - single exposure No information available.
STOT - repeated exposure No information available.
Aspiration hazard No information available.

Numerical measures of toxicity - Product Information

Unknown Acute Toxicity 100% of the mixture consists of ingredient(s) of unknown toxicity

12. ECOLOGICAL INFORMATION

Ecotoxicity

No data available on any adverse effects of this material on the environment

100% of the mixture consists of components(s) of unknown hazards to the aquatic environment

Persistence and degradability
No information available.

Bioaccumulation
No information available.

Other adverse effects No information available

13. DISPOSAL CONSIDERATIONS

Waste treatment methods

Disposal of wastes This produce does not exhibit any characteristics of a hazardous waste. The product is suitable for landfill disposal once the free water component is evaporated or absorbed by a suitable absorbent (earth). Follow all applicable federal, state and local regulations for safe disposal.

Contaminated packaging Do not reuse container.

14. TRANSPORT INFORMATION

DOT Not regulated Not regulated by DOT as a hazardous material. No hazard class, label or placard required, no UN or NA number assigned.

15. REGULATORY INFORMATION

International Inventories

TSCA Complies

Chemical Name	TSCA
Magnesium Oxide	X

DSL/NDSL Complies
EINECS/ELINCS Complies
ENCS Complies
IECSC Complies
KECL Complies
PICCS Complies
AICS Complies

X - Listed

TSCA - United States Toxic Substances Control Act Section 8(b) Inventory
DSL/NDSL - Canadian Domestic Substances List/Non-Domestic Substances List
EINECS/ELINCS - European Inventory of Existing Chemical Substances/European List of Notified Chemical Substances
ENCS - Japan Existing and New Chemical Substances
IECSC - China Inventory of Existing Chemical Substances
KECL - Korean Existing and Evaluated Chemical Substances
PICCS - Philippines Inventory of Chemicals and Chemical Substances
AICS - Australian Inventory of Chemical Substances

US Federal Regulations

SARA 313
This product does not contain any substances reportable under Sections 302, 304 or 313. Sections 311 and 312 do apply. (Routine Reporting and Chemical Inventories)

SARA 311/312 Hazard Categories

Acute health hazard	No
Chronic Health Hazard	No
Fire hazard	No
Sudden release of pressure hazard	No
Reactive Hazard	No

CWA (Clean Water Act)
This product does not contain any substances regulated as pollutants pursuant to the Clean Water Act (40 CFR 122.21 and 40 CFR 122.42)

CERCLA
This material, as supplied, does not contain any substances regulated as hazardous substances under the Comprehensive Environmental Response Compensation and Liability Act (CERCLA) (40 CFR 302) or the Superfund Amendments and Reauthorization Act (SARA) (40 CFR 355). There may be specific reporting requirements at the local, regional, or state level pertaining to releases of this material

US State Regulations

California Proposition 65

This product does not contain chemicals known to the State of California to cause cancer, birthdefects or other reproductive toxins.

U.S. State Right-to-Know Regulations

Chemical Name	New Jersey	Massachusetts	Pennsylvania
Magnesium Oxide 1309-48-4	X	X	X

U.S. EPA Label Information

EPA Pesticide Registration Number Not Applicable

16. OTHER INFORMATION

NFPA	**Health hazards** 1	**Flammability** 0	**Instability** 0	**Physical and Chemical Properties** -
HMIS	**Health hazards** 0	**Flammability** 0	**Physical hazards** 0	**Personal protection** X

Issue Date 24-Nov-2014
Revision Date 22-Sep-2014
Revision Note
No information available

Disclaimer

The information provided in this Material Safety Data Sheet is correct to the best of our knowledge, information and belief at the date of its publication. The information given is designed only as a guidance for safe handling, use, processing, storage, transportation, disposal and release and is not to be considered a warranty or quality specification. The information relates only to the specific material designated and may not be valid for such material used in combination with any other materials or in any process, unless specified in the text.

End of Safety Data Sheet

Appendix D
Injection Logs



Technology Discussion and Field Report

To

Ramboll Environ

For

The Application of ProvectIR-40 and Bioaugmentation via direct push injection

at

Whirlpool Facility
Fort Smith, AR

October 2015

Innovative Environmental Technologies, Inc.
6071 Easton Rd.
Pipersville, PA 18947
(888) 721-8283
IET-INC.NET

EXECUTIVE SUMMARY

On behalf of Environ, Innovative Environmental Technologies, Inc. (IET) has prepared the following injection report. This report has been prepared to document remediation activities conducted at the site in Fort Smith, AR. The injection program was implemented from September 29 to October 2, 2015. IET implemented the ProvectIR-40 product along with the pH buffer magnesium oxide and a dehalococcodies (dhc) inoculum.

IET completed 44 direct push points in the location proposed and injected 4,844 gallons of solution including 7,500 pounds of Provect IR 40, 660 pounds of MgO and 13 liters of dhc inoculum across two PRB areas along the north end of the plume. The targeted monitoring well MW-61 was influenced by pressure during the program, as was TMW-11. Field modifications were required at the site regarding injection volumes and depth of injection zones due to direct push refusal, also six injection locations were moved due to access restrictions, utilities and proximity to the monitoring points. All originally proposed materials were introduced throughout the areas and the PRBs were successfully installed from 8-15’ bgs upgradient of MW-61 and TMW-11. In the attached Appendix 2, a point by point summary is included via injection logs which summarizes each injection location.

INTRODUCTION

The site located in Fort Smith, AR, was identified by Environ, their consulting engineer, as having soils and groundwater impacted by the historical release of chlorinated solvents. The primary compounds of concern at the site were chlorinated volatile organic compounds (CVOCs). An injection program was proposed by IET for the remediation of residual levels of compounds of concern (COC) impacts at the site utilizing ProvectIR-40 delivered via direct push injections.

REMEDIATION IMPLEMENTATION

INJECTION PROCEDURES

IET completed a total of 88 injections at the site. Injection logs are provided in the Appendix.

Direct-Push-Driven Perforated Rod Placement

IET's AMS Power Probe 9500-VTR was utilized to drive the retractable screen to depths ranging from 8 to 15' bgs.



Figure 1: AMS 9000 VTR



Figure 2: IET Retractable Injection Screen

Injection Technique

Subsurface Pathway Development

Compressed gas was used to propel all injectants into the subsurface. Gas was first injected into the subsurface up to 150 pounds per square inch (psi) until a pressure drop was observed at the injection pressure vessel. This process is referred to as pre-injection pathway development. The intent of this step was to open pathways in the subsurface for the injectants to follow. These pathways are believed to be those more permeable pathways along which CVOCs are more likely to have migrated. Liquid and liquid-entrained injectants were then delivered with pressurized gas to the pathways that were produced during this step.

Provect IR 40 and MgO/DHC Injection

A provectIR-40 solution containing MgO for a pH buffer, was injected at the site in order to facilitate the anaerobic conditions that are preferred for the reductive dehalogenation of chlorinated hydrocarbons by indigenous bacteria. An inoculum containing dehalococcoides was introduced to amend and enhance the growth of the microbial population. Groundwater mounding was also promoted by completing series of injections in localized areas over a relatively short period of time.

ProvectIR-40 contains organic hydrogen donors along with ZVI, which in the absence of oxygen is injected to rapidly reduce higher concentrations of dissolved phase CVOCs via direct contact chemical reactions. ZVI can continue to react with dissolved CVOCs in groundwater until it is completely oxidized by CVOCs, oxygen, or other oxidants that contact residual concentrations of ZVI.

Rinse

Water was injected to clear the injection lines of any residual liquids. Again, this also promotes mounding of groundwater into the vadose zone.

Post Injection Line Purge

Compressed gas was injected to clear the lines of remedial liquids before moving to the next injection location.

DIRECT-PUSH INJECTION AREAS

The 44 originally proposed injection points were successfully installed and all of the originally proposed materials were injected from 8-15’ bgs., as direct push refusal was encountered between 15 and 16’ bgs in both areas. Also total injection volume was decreased in order to achieve the originally proposed 5’ injection radii.

Any implementation changes that were made throughout the areas is discussed below, while any changes to an individual injection point can be reflected upon in the attached injection logs (Appendix 2).

Injection Area

Each area encompassed approximately 1,727 sq. ft. from 8-15’ bgs. Two injection intervals (8-10’, 12-14’ bgs) were targeted across both injection areas.



Figure 3- As-built injection Points

Conclusion

IET was successful in introducing all of the proposed materials to the subsurface of the injection area. Field modifications, such as changes to injection depths and instances of adjusted volumes for injection points, are discussed point by point in the attached injection logs. IET expects groundwater geochemistry to demonstrate reduced ORP values and increased iron concentration within the first sampling events following the 2015 injection event. This data will provide geochemical evidence indicating the successful delivery of the materials during the October 2015 pilot injection program. IET will work with Environ to evaluate the effects of the pilot remediation going forward.

Appendix 1: Site Map



Appendix 2: Field Logs

INNOVATIVE ENVIRONMENTAL TECHNOLOGIES, INC.

Job Name: **Whirlpool-Fort Smith** **2015 Injections**

In-Situ Reductive Dechlorination of Soil and Groundwater via Provect-IR & Innoculum

Date of Injection: **9/29/2015**

Time:

15:56	16:05	
to	to	to
16:02	16:10	

	Injection #1		Injection #2		Injection #3		Summary	
IP-1	**Actual**	**Proposed**	**Actual**	**Proposed**	**Actual**	**Proposed**	**Actual**	**Proposed**
Injection Zone	**8-10'**	**9-11'**	**12-14'**	**13-15'**		**17-19'**	**8-14'**	**8-20'**
Fracture Duration (sec)	**3**	**3**	**3**	**3**		**3**		
Pathway Development (psi)	**150**	**150**	**150**	**150**		**150**		
Estimated ROI (ft)	**5**	**5**	**5**	**5**		**5**		
Bioaugment. Soln. (liters)	**0.15**	**0.1**	**0.15**	**0.1**	**0**	**0.1**	**0.3**	**0.3**
Provect-IR 40 (lbs)	**85.2**	**56.8**	**85.2**	**56.8**	**0**	**56.8**	**170.4**	**170.4**
MgO (lbs)	**7.5**	**5**	**7.5**	**5**	**0**	**5**	**15**	**15**
Mixture Volume (gal)	**55**	**50**	**55**	**50**	**0**	**50**	**110**	**150**
Line Purge (psi)	**50**	**50**	**50**	**50**		**50**		

Odors:

Other Field Observations:

DPT refusal @ 15.5' bgs, injection zones changed for all locations to 8-10', 12-14'

Injected @ 100 psi

INNOVATIVE ENVIRONMENTAL TECHNOLOGIES, INC.

Job Name: **Whirlpool-Fort Smith** **2015 Injections**

In-Situ Reductive Dechlorination of Soil and Groundwater via Provect-IR & Innoculum

Date of Injection: **9/29/2015**

Time:	16:29	16:37	
	to	to	to
	16:35	16:44	

	Injection #1		Injection #2		Injection #3		Summary	
IP-2	**Actual**	**Proposed**	**Actual**	**Proposed**	**Actual**	**Proposed**	**Actual**	**Proposed**
Injection Zone	**8-10'**	**9-11'**	**12-14'**	**13-15'**		**17-19'**	**8-14'**	**8-20'**
Fracture Duration (sec)	**3**	**3**	**3**	**3**		**3**		
Pathway Development (psi)	**150**	**150**	**150**	**150**		**150**		
Estimated ROI (ft)	**5**	**5**	**5**	**5**		**5**		
Bioaugment. Soln. (liters)	**0.15**	**0.1**	**0.15**	**0.1**	**0**	**0.1**	**0.3**	**0.3**
Provect-IR 40 (lbs)	**85.2**	**56.8**	**85.2**	**56.8**	**0**	**56.8**	**170.4**	**170.4**
MgO (lbs)	**7.5**	**5**	**7.5**	**5**	**0**	**5**	**15**	**15**
Mixture Volume (gal)	**55**	**50**	**55**	**50**	**0**	**50**	**110**	**150**
Line Purge (psi)	**50**	**50**	**50**	**50**		**50**		

Odors:

Other Field Observations:

Injected @ 100 psi

INNOVATIVE ENVIRONMENTAL TECHNOLOGIES, INC.

Job Name: **Whirlpool-Fort Smith** **2015 Injections**

In-Situ Reductive Dechlorination of Soil and Groundwater via Provect-IR & Innoculum

Date of Injection: **9/29/2015**

Time:	17:07	17:12	
	to	to	to
	17:10	17:17	

	Injection #1		Injection #2		Injection #3		Summary	
IP-3	**Actual**	**Proposed**	**Actual**	**Proposed**	**Actual**	**Proposed**	**Actual**	**Proposed**
Injection Zone	**8-10'**	**9-11'**	**12-14'**	**13-15'**		**17-19'**	**8-14'**	**8-20'**
Fracture Duration (sec)	**3**	**3**	**3**	**3**		**3**		
Pathway Development (psi)	**150**	**150**	**150**	**150**		**150**		
Estimated ROI (ft)	**5**	**5**	**5**	**5**		**5**		
Bioaugment. Soln. (liters)	**0.15**	**0.1**	**0.15**	**0.1**	**0**	**0.1**	**0.3**	**0.3**
Provect-IR 40 (lbs)	**85.2**	**56.8**	**85.2**	**56.8**	**0**	**56.8**	**170.4**	**170.4**
MgO (lbs)	**7.5**	**5**	**7.5**	**5**	**0**	**5**	**15**	**15**
Mixture Volume (gal)	**55**	**50**	**55**	**50**	**0**	**50**	**110**	**150**
Line Purge (psi)	**50**	**50**	**50**	**50**		**50**		

Odors:

Other Field Observations:

Injected @ 80 psi

INNOVATIVE ENVIRONMENTAL TECHNOLOGIES, INC.

Job Name: **Whirlpool-Fort Smith** **2015 Injections**

In-Situ Reductive Dechlorination of Soil and Groundwater via Provect-IR & Innoculum

Date of Injection: **9/29/2015**

Time:	17:20	17:28	
	to	to	to
	17:26	17:35	

	Injection #1		Injection #2		Injection #3		Summary	
IP-4	**Actual**	**Proposed**	**Actual**	**Proposed**	**Actual**	**Proposed**	**Actual**	**Proposed**
Injection Zone	**8-10'**	**9-11'**	**12-14'**	**13-15'**		**17-19'**	**8-14'**	**8-20'**
Fracture Duration (sec)	**3**	**3**	**3**	**3**		**3**		
Pathway Development (psi)	**150**	**150**	**150**	**150**		**150**		
Estimated ROI (ft)	**5**	**5**	**5**	**5**		**5**		
Bioaugment. Soln. (liters)	**0.15**	**0.1**	**0.15**	**0.1**	**0**	**0.1**	**0.3**	**0.3**
Provect-IR 40 (lbs)	**85.2**	**56.8**	**85.2**	**56.8**	**0**	**56.8**	**170.4**	**170.4**
MgO (lbs)	**7.5**	**5**	**7.5**	**5**	**0**	**5**	**15**	**15**
Mixture Volume (gal)	**55**	**50**	**55**	**50**	**0**	**50**	**110**	**150**
Line Purge (psi)	**50**	**50**	**50**	**50**		**50**		

Odors:

Other Field Observations:

Injected @ 80 psi

INNOVATIVE ENVIRONMENTAL TECHNOLOGIES, INC.

Job Name: **Whirlpool-Fort Smith** **2015 Injections**

In-Situ Reductive Dechlorination of Soil and Groundwater via Provect-IR & Innoculum

Date of Injection: **9/30/2015**

Time:	9:25	9:38	
	to	to	to
	9:30	9:44	

	Injection #1		Injection #2		Injection #3		Summary	
IP-5	**Actual**	**Proposed**	**Actual**	**Proposed**	**Actual**	**Proposed**	**Actual**	**Proposed**
Injection Zone	**8-10'**	**9-11'**	**12-14'**	**13-15'**		**17-19'**	**8-14'**	**8-20'**
Fracture Duration (sec)	**3**	**3**	**3**	**3**		**3**		
Pathway Development (psi)	**150**	**150**	**150**	**150**		**150**		
Estimated ROI (ft)	**5**	**5**	**5**	**5**		**5**		
Bioaugment. Soln. (liters)	**0.15**	**0.1**	**0.15**	**0.1**	**0**	**0.1**	**0.3**	**0.3**
Provect-IR 40 (lbs)	**85.2**	**56.8**	**85.2**	**56.8**	**0**	**56.8**	**170.4**	**170.4**
MgO (lbs)	**7.5**	**5**	**7.5**	**5**	**0**	**5**	**15**	**15**
Mixture Volume (gal)	**55**	**50**	**55**	**50**	**0**	**50**	**110**	**150**
Line Purge (psi)	**50**	**50**	**50**	**50**		**50**		

Odors:

Other Field Observations:

Injected @ 80 psi

INNOVATIVE ENVIRONMENTAL TECHNOLOGIES, INC.

Job Name: **Whirlpool-Fort Smith** **2015 Injections**

In-Situ Reductive Dechlorination of Soil and Groundwater via Provect-IR & Innoculum

Date of Injection: **9/30/2015**

Time:	11:24	11:15	
	to	to	to
	11:29	11:23	

	Injection #1		Injection #2		Injection #3		Summary	
IP-6	**Actual**	**Proposed**	**Actual**	**Proposed**	**Actual**	**Proposed**	**Actual**	**Proposed**
Injection Zone	**8-10'**	**9-11'**	**12-14'**	**13-15'**		**17-19'**	**8-14'**	**8-20'**
Fracture Duration (sec)	**3**	**3**	**3**	**3**		**3**		
Pathway Development (psi)	**150**	**150**	**150**	**150**		**150**		
Estimated ROI (ft)	**5**	**5**	**5**	**5**		**5**		
Bioaugment. Soln. (liters)	**0.15**	**0.1**	**0.15**	**0.1**	**0**	**0.1**	**0.3**	**0.3**
Provect-IR 40 (lbs)	**85.2**	**56.8**	**85.2**	**56.8**	**0**	**56.8**	**170.4**	**170.4**
MgO (lbs)	**7.5**	**5**	**7.5**	**5**	**0**	**5**	**15**	**15**
Mixture Volume (gal)	**55**	**50**	**55**	**50**	**0**	**50**	**110**	**150**
Line Purge (psi)	**50**	**50**	**50**	**50**		**50**		

Odors:

Other Field Observations:

Bottom-up Retractable used due to screen clogging

Injected @ 100 psi

INNOVATIVE ENVIRONMENTAL TECHNOLOGIES, INC.

Job Name: **Whirlpool-Fort Smith** **2015 Injections**

In-Situ Reductive Dechlorination of Soil and Groundwater via Provect-IR & Innoculum

Date of Injection: **9/30/2015**

Time:

10:28	10:35	
to	to	to
10:34	10:41	

	Injection #1		Injection #2		Injection #3		Summary	
IP-7	**Actual**	**Proposed**	**Actual**	**Proposed**	**Actual**	**Proposed**	**Actual**	**Proposed**
Injection Zone	**8-10'**	**9-11'**	**12-14'**	**13-15'**		**17-19'**	**8-14'**	**8-20'**
Fracture Duration (sec)	**3**	**3**	**3**	**3**		**3**		
Pathway Development (psi)	**150**	**150**	**150**	**150**		**150**		
Estimated ROI (ft)	**5**	**5**	**5**	**5**		**5**		
Bioaugment. Soln. (liters)	**0.15**	**0.1**	**0.15**	**0.1**	**0**	**0.1**	**0.3**	**0.3**
Provect-IR 40 (lbs)	**85.2**	**56.8**	**85.2**	**56.8**	**0**	**56.8**	**170.4**	**170.4**
MgO (lbs)	**7.5**	**5**	**7.5**	**5**	**0**	**5**	**15**	**15**
Mixture Volume (gal)	**55**	**50**	**55**	**50**	**0**	**50**	**110**	**150**
Line Purge (psi)	**50**	**50**	**50**	**50**		**50**		

Odors:

Other Field Observations:

Injected @ 80 psi

INNOVATIVE ENVIRONMENTAL TECHNOLOGIES, INC.

Job Name: **Whirlpool-Fort Smith** **2015 Injections**

In-Situ Reductive Dechlorination of Soil and Groundwater via Provect-IR & Innoculum

Date of Injection: **9/30/2015**

Time:	10:11	11:39	
	to	to	to
	10:17	11:45	

	Injection #1		Injection #2		Injection #3		Summary	
IP-8	**Actual**	**Proposed**	**Actual**	**Proposed**	**Actual**	**Proposed**	**Actual**	**Proposed**
Injection Zone	**8-10'**	**9-11'**	**13-15'**	**13-15'**		**17-19'**	**8-15'**	**8-20'**
Fracture Duration (sec)	**3**	**3**	**3**	**3**		**3**		
Pathway Development (psi)	**150**	**150**	**150**	**150**		**150**		
Estimated ROI (ft)	**5**	**5**	**5**	**5**		**5**		
Bioaugment. Soln. (liters)	**0.15**	**0.1**	**0.15**	**0.1**	**0**	**0.1**	**0.3**	**0.3**
Provect-IR 40 (lbs)	**85.2**	**56.8**	**85.2**	**56.8**	**0**	**56.8**	**170.4**	**170.4**
MgO (lbs)	**7.5**	**5**	**7.5**	**5**	**0**	**5**	**15**	**15**
Mixture Volume (gal)	**55**	**50**	**55**	**50**	**0**	**50**	**110**	**150**
Line Purge (psi)	**50**	**50**	**50**	**50**		**50**		

Odors:

Other Field Observations:

retractable used @ 12-14' due to clogged screen

Injected @ 100 psi

INNOVATIVE ENVIRONMENTAL TECHNOLOGIES, INC.

Job Name: **Whirlpool-Fort Smith** **2015 Injections**

In-Situ Reductive Dechlorination of Soil and Groundwater via Provect-IR & Innoculum

Date of Injection: **9/30/2015**

Time:	9:59	10:04	
	to	to	to
	10:02	10:09	

	Injection #1		Injection #2		Injection #3		Summary	
IP-9	**Actual**	**Proposed**	**Actual**	**Proposed**	**Actual**	**Proposed**	**Actual**	**Proposed**
Injection Zone	**8-10'**	**9-11'**	**12-14'**	**13-15'**		**17-19'**	**8-14'**	**8-20'**
Fracture Duration (sec)	**3**	**3**	**3**	**3**		**3**		
Pathway Development (psi)	**150**	**150**	**150**	**150**		**150**		
Estimated ROI (ft)	**5**	**5**	**5**	**5**		**5**		
Bioaugment. Soln. (liters)	**0.15**	**0.1**	**0.15**	**0.1**	**0**	**0.1**	**0.3**	**0.3**
Provect-IR 40 (lbs)	**85.2**	**56.8**	**85.2**	**56.8**	**0**	**56.8**	**170.4**	**170.4**
MgO (lbs)	**7.5**	**5**	**7.5**	**5**	**0**	**5**	**15**	**15**
Mixture Volume (gal)	**55**	**50**	**55**	**50**	**0**	**50**	**110**	**150**
Line Purge (psi)	**50**	**50**	**50**	**50**		**50**		

Odors:

Other Field Observations:

Injected @ 80 psi

INNOVATIVE ENVIRONMENTAL TECHNOLOGIES, INC.

Job Name: **Whirlpool-Fort Smith** **2015 Injections**

In-Situ Reductive Dechlorination of Soil and Groundwater via Provect-IR & Innoculum

Date of Injection: **9/30/2015**

Time:

9:42	9:51	
to	to	to
9:47	9:56	

	Injection #1		Injection #2		Injection #3		Summary	
IP-10	**Actual**	**Proposed**	**Actual**	**Proposed**	**Actual**	**Proposed**	**Actual**	**Proposed**
Injection Zone	**8-10'**	**9-11'**	**12-14'**	**13-15'**		**17-19'**	**8-14'**	**8-20'**
Fracture Duration (sec)	**3**	**3**	**3**	**3**		**3**		
Pathway Development (psi)	**150**	**150**	**150**	**150**		**150**		
Estimated ROI (ft)	**5**	**5**	**5**	**5**		**5**		
Bioaugment. Soln. (liters)	**0.15**	**0.1**	**0.15**	**0.1**	**0**	**0.1**	**0.3**	**0.3**
Provect-IR 40 (lbs)	**85.2**	**56.8**	**85.2**	**56.8**	**0**	**56.8**	**170.4**	**170.4**
MgO (lbs)	**7.5**	**5**	**7.5**	**5**	**0**	**5**	**15**	**15**
Mixture Volume (gal)	**55**	**50**	**55**	**50**	**0**	**50**	**110**	**150**
Line Purge (psi)	**50**	**50**	**50**	**50**		**50**		

Odors:

Other Field Observations:

Injected @ 80 psi

INNOVATIVE ENVIRONMENTAL TECHNOLOGIES, INC.

Job Name: **Whirlpool-Fort Smith** **2015 Injections**

In-Situ Reductive Dechlorination of Soil and Groundwater via Provect-IR & Innoculum

Date of Injection: **9/30/2015**

Time:

17:15	17:24	
to	to	to
17:21	17:31	

	Injection #1		Injection #2		Injection #3		Summary	
IP-11	**Actual**	**Proposed**	**Actual**	**Proposed**	**Actual**	**Proposed**	**Actual**	**Proposed**
Injection Zone	**8-10'**	**9-11'**	**12-14'**	**13-15'**		**17-19'**	**8-14'**	**8-20'**
Fracture Duration (sec)	**3**	**3**	**3**	**3**		**3**		
Pathway Development (psi)	**150**	**150**	**150**	**150**		**150**		
Estimated ROI (ft)	**5**	**5**	**5**	**5**		**5**		
Bioaugment. Soln. (liters)	**0.15**	**0.1**	**0.15**	**0.1**	**0**	**0.1**	**0.3**	**0.3**
Provect-IR 40 (lbs)	**85.2**	**56.8**	**85.2**	**56.8**	**0**	**56.8**	**170.4**	**170.4**
MgO (lbs)	**7.5**	**5**	**7.5**	**5**	**0**	**5**	**15**	**15**
Mixture Volume (gal)	**55**	**50**	**55**	**50**	**0**	**50**	**110**	**150**
Line Purge (psi)	**50**	**50**	**50**	**50**		**50**		

Odors:

Other Field Observations:

Location was moved to 8' SE of MW-61

Injected @ 80 psi

INNOVATIVE ENVIRONMENTAL TECHNOLOGIES, INC.

Job Name: **Whirlpool-Fort Smith** **2015 Injections**

In-Situ Reductive Dechlorination of Soil and Groundwater via Provect-IR & Innoculum

Date of Injection: **10/1/2015**

Time:

	15:56		
to	to	to	
	16:15		

	Injection #1		Injection #2		Injection #3		Summary	
IP-12	**Actual**	**Proposed**	**Actual**	**Proposed**	**Actual**	**Proposed**	**Actual**	**Proposed**
Injection Zone		**9-11'**	**13-15'**	**13-15'**		**17-19'**	**13-15'**	**8-20'**
Fracture Duration (sec)		**3**	**0**	**3**		**3**		
Pathway Development (psi)		**150**	**0**	**150**		**150**		
Estimated ROI (ft)		**5**	**0**	**5**		**5**		
Bioaugment. Soln. (liters)	**0**	**0.1**	**0.3**	**0.1**	**0**	**0.1**	**0.3**	**0.3**
Provect-IR 40 (lbs)	**0**	**56.8**	**170.4**	**56.8**	**0**	**56.8**	**170.4**	**170.4**
MgO (lbs)	**0**	**5**	**15**	**5**	**0**	**5**	**15**	**15**
Mixture Volume (gal)	**0**	**50**	**110**	**50**	**0**	**50**	**110**	**150**
Line Purge (psi)		**50**	**0**	**50**		**50**		

Odors:

Other Field Observations:

Location was moved 5' west of MW-61

Injected @ 100 psi

INNOVATIVE ENVIRONMENTAL TECHNOLOGIES, INC.

Job Name: **Whirlpool-Fort Smith** **2015 Injections**

In-Situ Reductive Dechlorination of Soil and Groundwater via Provect-IR & Innoculum

Date of Injection: **10/1/2015**

Time:	9:45	9:54	
	to	to	to
	9:51	9:58	

	Injection #1		Injection #2		Injection #3		Summary	
IP-13	**Actual**	**Proposed**	**Actual**	**Proposed**	**Actual**	**Proposed**	**Actual**	**Proposed**
Injection Zone	**8-10'**	**9-11'**	**12-14'**	**13-15'**		**17-19'**	**8-14'**	**8-20'**
Fracture Duration (sec)	**3**	**3**	**3**	**3**		**3**		
Pathway Development (psi)	**150**	**150**	**150**	**150**		**150**		
Estimated ROI (ft)	**5**	**5**	**5**	**5**		**5**		
Bioaugment. Soln. (liters)	**0.15**	**0.1**	**0.15**	**0.1**	**0**	**0.1**	**0.3**	**0.3**
Provect-IR 40 (lbs)	**85.2**	**56.8**	**85.2**	**56.8**	**0**	**56.8**	**170.4**	**170.4**
MgO (lbs)	**7.5**	**5**	**7.5**	**5**	**0**	**5**	**15**	**15**
Mixture Volume (gal)	**55**	**50**	**55**	**50**	**0**	**50**	**110**	**150**
Line Purge (psi)	**50**	**50**	**50**	**50**		**50**		

Odors:

Other Field Observations:

Injected @ 80 psi

INNOVATIVE ENVIRONMENTAL TECHNOLOGIES, INC.

Job Name: **Whirlpool-Fort Smith** **2015 Injections**

In-Situ Reductive Dechlorination of Soil and Groundwater via Provect-IR & Innoculum

Date of Injection: **9/30/2015**

Time:	16:33	16:25	
	to	to	to
	16:39	16:32	

	Injection #1		Injection #2		Injection #3		Summary	
IP-14	**Actual**	**Proposed**	**Actual**	**Proposed**	**Actual**	**Proposed**	**Actual**	**Proposed**
Injection Zone	**9-11'**	**9-11'**	**13-15'**	**13-15'**		**17-19'**	**9-15'**	**8-20'**
Fracture Duration (sec)	**3**	**3**	**3**	**3**		**3**		
Pathway Development (psi)	**150**	**150**	**150**	**150**		**150**		
Estimated ROI (ft)	**5**	**5**	**5**	**5**		**5**		
Bioaugment. Soln. (liters)	**0.15**	**0.1**	**0.15**	**0.1**	**0**	**0.1**	**0.3**	**0.3**
Provect-IR 40 (lbs)	**85.2**	**56.8**	**85.2**	**56.8**	**0**	**56.8**	**170.4**	**170.4**
MgO (lbs)	**7.5**	**5**	**7.5**	**5**	**0**	**5**	**15**	**15**
Mixture Volume (gal)	**55**	**50**	**55**	**50**	**0**	**50**	**110**	**150**
Line Purge (psi)	**50**	**50**	**50**	**50**		**50**		

Odors:

Other Field Observations:

Bottom up retractable used.

Injected @ 80 psi

INNOVATIVE ENVIRONMENTAL TECHNOLOGIES, INC.

Job Name: **Whirlpool-Fort Smith** **2015 Injections**

In-Situ Reductive Dechlorination of Soil and Groundwater via Provect-IR & Innoculum

Date of Injection: **9/30/2015**

Time:	15:56	15:50	
	to	to	to
	16:03	15:54	

	Injection #1		Injection #2		Injection #3		Summary	
IP-15	**Actual**	**Proposed**	**Actual**	**Proposed**	**Actual**	**Proposed**	**Actual**	**Proposed**
Injection Zone	**9-11'**	**9-11'**	**13-15'**	**13-15'**		**17-19'**	**9-15'**	**8-20'**
Fracture Duration (sec)	**3**	**3**	**3**	**3**		**3**		
Pathway Development (psi)	**150**	**150**	**150**	**150**		**150**		
Estimated ROI (ft)	**5**	**5**	**5**	**5**		**5**		
Bioaugment. Soln. (liters)	**0.15**	**0.1**	**0.15**	**0.1**	**0**	**0.1**	**0.3**	**0.3**
Provect-IR 40 (lbs)	**85.2**	**56.8**	**85.2**	**56.8**	**0**	**56.8**	**170.4**	**170.4**
MgO (lbs)	**7.5**	**5**	**7.5**	**5**	**0**	**5**	**15**	**15**
Mixture Volume (gal)	**55**	**50**	**55**	**50**	**0**	**50**	**110**	**150**
Line Purge (psi)	**50**	**50**	**50**	**50**		**50**		

Odors:

Other Field Observations:

Bottom up retractable used.

Injected @ 80 psi

INNOVATIVE ENVIRONMENTAL TECHNOLOGIES, INC.

Job Name: **Whirlpool-Fort Smith** **2015 Injections**

In-Situ Reductive Dechlorination of Soil and Groundwater via Provect-IR & Innoculum

Date of Injection: **9/30/2015**

Time:	14:43	14:35	
	to	to	to
	14:50	14:42	

	Injection #1		Injection #2		Injection #3		Summary	
IP-16	**Actual**	**Proposed**	**Actual**	**Proposed**	**Actual**	**Proposed**	**Actual**	**Proposed**
Injection Zone	**8-10'**	**9-11'**	**13-15'**	**13-15'**		**17-19'**	**8-15'**	**8-20'**
Fracture Duration (sec)	**3**	**3**	**3**	**3**		**3**		
Pathway Development (psi)	**150**	**150**	**150**	**150**		**150**		
Estimated ROI (ft)	**5**	**5**	**5**	**5**		**5**		
Bioaugment. Soln. (liters)	**0.15**	**0.1**	**0.15**	**0.1**	**0**	**0.1**	**0.3**	**0.3**
Provect-IR 40 (lbs)	**85.2**	**56.8**	**85.2**	**56.8**	**0**	**56.8**	**170.4**	**170.4**
MgO (lbs)	**7.5**	**5**	**7.5**	**5**	**0**	**5**	**15**	**15**
Mixture Volume (gal)	**55**	**50**	**55**	**50**	**0**	**50**	**110**	**150**
Line Purge (psi)	**50**	**50**	**50**	**50**		**50**		

Odors:

Other Field Observations:

Bottom up retractable used.

Injected @ 100 psi

INNOVATIVE ENVIRONMENTAL TECHNOLOGIES, INC.

Job Name: **Whirlpool-Fort Smith** **2015 Injections**

In-Situ Reductive Dechlorination of Soil and Groundwater via Provect-IR & Innoculum

Date of Injection: **9/30/2015**

Time:	13:13	14:03	
	to	to	to
	13:17	14:11	

	Injection #1		Injection #2		Injection #3		Summary	
IP-17	**Actual**	**Proposed**	**Actual**	**Proposed**	**Actual**	**Proposed**	**Actual**	**Proposed**
Injection Zone	**8-10'**	**9-11'**	**12-14'**	**13-15'**		**17-19'**	**8-14'**	**8-20'**
Fracture Duration (sec)	**3**	**3**	**3**	**3**		**3**		
Pathway Development (psi)	**150**	**150**	**150**	**150**		**150**		
Estimated ROI (ft)	**5**	**5**	**5**	**5**		**5**		
Bioaugment. Soln. (liters)	**0.15**	**0.1**	**0.15**	**0.1**	**0**	**0.1**	**0.3**	**0.3**
Provect-IR 40 (lbs)	**85.2**	**56.8**	**85.2**	**56.8**	**0**	**56.8**	**170.4**	**170.4**
MgO (lbs)	**7.5**	**5**	**7.5**	**5**	**0**	**5**	**15**	**15**
Mixture Volume (gal)	**55**	**50**	**55**	**50**	**0**	**50**	**110**	**150**
Line Purge (psi)	**50**	**50**	**50**	**50**		**50**		

Odors:

Other Field Observations:

top down plugged, retractable used 12-14'

Injected @ 100 psi

INNOVATIVE ENVIRONMENTAL TECHNOLOGIES, INC.

Job Name: **Whirlpool-Fort Smith** **2015 Injections**

In-Situ Reductive Dechlorination of Soil and Groundwater via Provect-IR & Innoculum

Date of Injection: **10/1/2015**

Time:	15:34	15:27	
	to	to	to
	15:40	15:32	

	Injection #1		Injection #2		Injection #3		Summary	
IP-18	**Actual**	**Proposed**	**Actual**	**Proposed**	**Actual**	**Proposed**	**Actual**	**Proposed**
Injection Zone	**8-10'**	**9-11'**	**13-15'**	**13-15'**		**17-19'**	**8-15'**	**8-20'**
Fracture Duration (sec)	**3**	**3**	**3**	**3**		**3**		
Pathway Development (psi)	**150**	**150**	**150**	**150**		**150**		
Estimated ROI (ft)	**5**	**5**	**5**	**5**		**5**		
Bioaugment. Soln. (liters)	**0.15**	**0.1**	**0.15**	**0.1**	**0**	**0.1**	**0.3**	**0.3**
Provect-IR 40 (lbs)	**85.2**	**56.8**	**85.2**	**56.8**	**0**	**56.8**	**170.4**	**170.4**
MgO (lbs)	**7.5**	**5**	**7.5**	**5**	**0**	**5**	**15**	**15**
Mixture Volume (gal)	**55**	**50**	**55**	**50**	**0**	**50**	**110**	**150**
Line Purge (psi)	**50**	**50**	**50**	**50**		**50**		

Odors:

Other Field Observations:

Location was moved towards Brazil rd. ~50', Bottom up retractable used.

Injected @ 80 psi

INNOVATIVE ENVIRONMENTAL TECHNOLOGIES, INC.

Job Name: **Whirlpool-Fort Smith** **2015 Injections**

In-Situ Reductive Dechlorination of Soil and Groundwater via Provect-IR & Innoculum

Date of Injection: **9/30/2015**

Time:	16:48	16:59	
	to	to	to
	16:55	17:05	

	Injection #1		Injection #2		Injection #3		Summary	
IP-19	**Actual**	**Proposed**	**Actual**	**Proposed**	**Actual**	**Proposed**	**Actual**	**Proposed**
Injection Zone	**8-10'**	**9-11'**	**12-14'**	**13-15'**		**17-19'**	**8-14'**	**8-20'**
Fracture Duration (sec)	**3**	**3**	**3**	**3**		**3**		
Pathway Development (psi)	**150**	**150**	**150**	**150**		**150**		
Estimated ROI (ft)	**5**	**5**	**5**	**5**		**5**		
Bioaugment. Soln. (liters)	**0.15**	**0.1**	**0.15**	**0.1**	**0**	**0.1**	**0.3**	**0.3**
Provect-IR 40 (lbs)	**85.2**	**56.8**	**85.2**	**56.8**	**0**	**56.8**	**170.4**	**170.4**
MgO (lbs)	**7.5**	**5**	**7.5**	**5**	**0**	**5**	**15**	**15**
Mixture Volume (gal)	**55**	**50**	**55**	**50**	**0**	**50**	**110**	**150**
Line Purge (psi)	**50**	**50**	**50**	**50**		**50**		

Odors:

Other Field Observations:

Injected @ 80 psi

INNOVATIVE ENVIRONMENTAL TECHNOLOGIES, INC.

Job Name: **Whirlpool-Fort Smith** **2015 Injections**

In-Situ Reductive Dechlorination of Soil and Groundwater via Provect-IR & Innoculum

Date of Injection: **9/30/2015**

Time:	16:14	16:06	
	to	to	to
	16:22	16:11	

	Injection #1		Injection #2		Injection #3		Summary	
IP-20	**Actual**	**Proposed**	**Actual**	**Proposed**	**Actual**	**Proposed**	**Actual**	**Proposed**
Injection Zone	**9-11'**	**9-11'**	**13-15'**	**13-15'**		**17-19'**	**8-14'**	**8-20'**
Fracture Duration (sec)	**3**	**3**	**3**	**3**		**3**		
Pathway Development (psi)	**150**	**150**	**150**	**150**		**150**		
Estimated ROI (ft)	**5**	**5**	**5**	**5**		**5**		
Bioaugment. Soln. (liters)	**0.15**	**0.1**	**0.15**	**0.1**	**0**	**0.1**	**0.3**	**0.3**
Provect-IR 40 (lbs)	**85.2**	**56.8**	**85.2**	**56.8**	**0**	**56.8**	**170.4**	**170.4**
MgO (lbs)	**7.5**	**5**	**7.5**	**5**	**0**	**5**	**15**	**15**
Mixture Volume (gal)	**55**	**50**	**55**	**50**	**0**	**50**	**110**	**150**
Line Purge (psi)	**50**	**50**	**50**	**50**		**50**		

Odors:

Other Field Observations:

Bottom up retractable used.

Injected @ 80 psi

INNOVATIVE ENVIRONMENTAL TECHNOLOGIES, INC.

Job Name: **Whirlpool-Fort Smith** **2015 Injections**

In-Situ Reductive Dechlorination of Soil and Groundwater via Provect-IR & Innoculum

Date of Injection: **9/30/2015**

Time:	15:02	14:53	
	to	to	to
	15:10	15:00	

	Injection #1		Injection #2		Injection #3		Summary	
IP-21	**Actual**	**Proposed**	**Actual**	**Proposed**	**Actual**	**Proposed**	**Actual**	**Proposed**
Injection Zone	**8-10'**	**9-11'**	**12-14'**	**13-15'**		**17-19'**	**8-14'**	**8-20'**
Fracture Duration (sec)	**3**	**3**	**3**	**3**		**3**		
Pathway Development (psi)	**150**	**150**	**150**	**150**		**150**		
Estimated ROI (ft)	**5**	**5**	**5**	**5**		**5**		
Bioaugment. Soln. (liters)	**0.15**	**0.1**	**0.15**	**0.1**	**0**	**0.1**	**0.3**	**0.3**
Provect-IR 40 (lbs)	**85.2**	**56.8**	**85.2**	**56.8**	**0**	**56.8**	**170.4**	**170.4**
MgO (lbs)	**7.5**	**5**	**7.5**	**5**	**0**	**5**	**15**	**15**
Mixture Volume (gal)	**55**	**50**	**55**	**50**	**0**	**50**	**110**	**150**
Line Purge (psi)	**50**	**50**	**50**	**50**		**50**		

Odors:

Other Field Observations:

Bottom up retractable used.

Injected @ 100 psi

INNOVATIVE ENVIRONMENTAL TECHNOLOGIES, INC.

Job Name: **Whirlpool-Fort Smith** **2015 Injections**

In-Situ Reductive Dechlorination of Soil and Groundwater via Provect-IR & Innoculum

Date of Injection: **9/30/2015**

Time:

13:40	14:23	
to	to	to
13:51	14:29	

	Injection #1		Injection #2		Injection #3		Summary	
IP-22	**Actual**	**Proposed**	**Actual**	**Proposed**	**Actual**	**Proposed**	**Actual**	**Proposed**
Injection Zone	**8-10'**	**9-11'**	**12-14'**	**13-15'**		**17-19'**	**8-14'**	**8-20'**
Fracture Duration (sec)	**3**	**3**	**3**	**3**		**3**		
Pathway Development (psi)	**150**	**150**	**150**	**150**		**150**		
Estimated ROI (ft)	**5**	**5**	**5**	**5**		**5**		
Bioaugment. Soln. (liters)	**0.15**	**0.1**	**0.15**	**0.1**	**0**	**0.1**	**0.3**	**0.3**
Provect-IR 40 (lbs)	**85.2**	**56.8**	**85.2**	**56.8**	**0**	**56.8**	**170.4**	**170.4**
MgO (lbs)	**7.5**	**5**	**7.5**	**5**	**0**	**5**	**15**	**15**
Mixture Volume (gal)	**55**	**50**	**55**	**50**	**0**	**50**	**110**	**150**
Line Purge (psi)	**50**	**50**	**50**	**50**		**50**		

Odors:

Other Field Observations:

Bottom up retractable used 12-14' due to screen clog, very tight.

Injected @ 100 psi

INNOVATIVE ENVIRONMENTAL TECHNOLOGIES, INC.

Job Name: **Whirlpool-Fort Smith** **2015 Injections**

In-Situ Reductive Dechlorination of Soil and Groundwater via Provect-IR & Innoculum

Date of Injection: **10/2/2015**

Time:	11:24	11:18	
	to	to	to
	11:30	11:23	

	Injection #1		Injection #2		Injection #3		Summary	
IP-23	**Actual**	**Proposed**	**Actual**	**Proposed**	**Actual**	**Proposed**	**Actual**	**Proposed**
Injection Zone	**8-10'**	**9-11'**	**12-14'**	**13-15'**		**17-19'**	**8-14'**	**8-20'**
Fracture Duration (sec)	**3**	**3**	**3**	**3**		**3**		
Pathway Development (psi)	**150**	**150**	**150**	**150**		**150**		
Estimated ROI (ft)	**5**	**5**	**5**	**5**		**5**		
Bioaugment. Soln. (liters)	**0.15**	**0.1**	**0.15**	**0.1**	**0**	**0.1**	**0.3**	**0.3**
Provect-IR 40 (lbs)	**85.2**	**56.8**	**85.2**	**56.8**	**0**	**56.8**	**170.4**	**170.4**
MgO (lbs)	**7.5**	**5**	**7.5**	**5**	**0**	**5**	**15**	**15**
Mixture Volume (gal)	**55**	**50**	**55**	**50**	**0**	**50**	**110**	**150**
Line Purge (psi)	**50**	**50**	**50**	**50**		**50**		

Odors:

Other Field Observations:

Bottom up retractable used

Injected @ 80 psi

INNOVATIVE ENVIRONMENTAL TECHNOLOGIES, INC.

Job Name: **Whirlpool-Fort Smith** **2015 Injections**

In-Situ Reductive Dechlorination of Soil and Groundwater via Provect-IR & Innoculum

Date of Injection: **10/2/2015**

Time:	10:42	10:49	
	to	to	to
	10:46	10:55	

	Injection #1		Injection #2		Injection #3		Summary	
IP-24	**Actual**	**Proposed**	**Actual**	**Proposed**	**Actual**	**Proposed**	**Actual**	**Proposed**
Injection Zone	**8-10'**	**9-11'**	**12-14'**	**13-15'**		**17-19'**	**8-14'**	**8-20'**
Fracture Duration (sec)	**3**	**3**	**3**	**3**		**3**		
Pathway Development (psi)	**150**	**150**	**150**	**150**		**150**		
Estimated ROI (ft)	**5**	**5**	**5**	**5**		**5**		
Bioaugment. Soln. (liters)	**0.15**	**0.1**	**0.15**	**0.1**	**0**	**0.1**	**0.3**	**0.3**
Provect-IR 40 (lbs)	**85.2**	**56.8**	**85.2**	**56.8**	**0**	**56.8**	**170.4**	**170.4**
MgO (lbs)	**7.5**	**5**	**7.5**	**5**	**0**	**5**	**15**	**15**
Mixture Volume (gal)	**55**	**50**	**55**	**50**	**0**	**50**	**110**	**150**
Line Purge (psi)	**50**	**50**	**50**	**50**		**50**		

Odors:

Other Field Observations:

Injected @ 50 psi

INNOVATIVE ENVIRONMENTAL TECHNOLOGIES, INC.

Job Name: **Whirlpool-Fort Smith** **2015 Injections**

In-Situ Reductive Dechlorination of Soil and Groundwater via Provect-IR & Innoculum

Date of Injection: **10/2/2015**

Time:

10:13	10:19	
to	to	to
10:17	10:25	

	Injection #1		Injection #2		Injection #3		Summary	
IP-25	**Actual**	**Proposed**	**Actual**	**Proposed**	**Actual**	**Proposed**	**Actual**	**Proposed**
Injection Zone	**8-10'**	**9-11'**	**12-14'**	**13-15'**		**17-19'**	**8-14'**	**8-20'**
Fracture Duration (sec)	**3**	**3**	**3**	**3**		**3**		
Pathway Development (psi)	**150**	**150**	**150**	**150**		**150**		
Estimated ROI (ft)	**5**	**5**	**5**	**5**		**5**		
Bioaugment. Soln. (liters)	**0.15**	**0.1**	**0.15**	**0.1**	**0**	**0.1**	**0.3**	**0.3**
Provect-IR 40 (lbs)	**85.2**	**56.8**	**85.2**	**56.8**	**0**	**56.8**	**170.4**	**170.4**
MgO (lbs)	**7.5**	**5**	**7.5**	**5**	**0**	**5**	**15**	**15**
Mixture Volume (gal)	**55**	**50**	**55**	**50**	**0**	**50**	**110**	**150**
Line Purge (psi)	**50**	**50**	**50**	**50**		**50**		

Odors:

Other Field Observations:

Injected @ 80 psi

INNOVATIVE ENVIRONMENTAL TECHNOLOGIES, INC.

Job Name: **Whirlpool-Fort Smith** **2015 Injections**

In-Situ Reductive Dechlorination of Soil and Groundwater via Provect-IR & Innoculum

Date of Injection: **10/2/2015**

Time:

10:00	10:06	
to	to	to
10:03	10:11	

	Injection #1		Injection #2		Injection #3		Summary	
IP-26	**Actual**	**Proposed**	**Actual**	**Proposed**	**Actual**	**Proposed**	**Actual**	**Proposed**
Injection Zone	**8-10'**	**9-11'**	**12-14'**	**13-15'**		**17-19'**	**8-14'**	**8-20'**
Fracture Duration (sec)	**3**	**3**	**3**	**3**		**3**		
Pathway Development (psi)	**150**	**150**	**150**	**150**		**150**		
Estimated ROI (ft)	**5**	**5**	**5**	**5**		**5**		
Bioaugment. Soln. (liters)	**0.15**	**0.1**	**0.15**	**0.1**	**0**	**0.1**	**0.3**	**0.3**
Provect-IR 40 (lbs)	**85.2**	**56.8**	**85.2**	**56.8**	**0**	**56.8**	**170.4**	**170.4**
MgO (lbs)	**7.5**	**5**	**7.5**	**5**	**0**	**5**	**15**	**15**
Mixture Volume (gal)	**55**	**50**	**55**	**50**	**0**	**50**	**110**	**150**
Line Purge (psi)	**50**	**50**	**50**	**50**		**50**		

Odors:

Other Field Observations:

voild noted from 2-4', point moved closer to downgradient MW, plug blew out.

Injected @ 80 psi

INNOVATIVE ENVIRONMENTAL TECHNOLOGIES, INC.

Job Name: **Whirlpool-Fort Smith** **2015 Injections**

In-Situ Reductive Dechlorination of Soil and Groundwater via Provect-IR & Innoculum

Date of Injection: **10/1/2015**

Time:	17:16	17:08	
	to	to	to
	17:21	17:13	

	Injection #1		Injection #2		Injection #3		Summary	
IP-27	**Actual**	**Proposed**	**Actual**	**Proposed**	**Actual**	**Proposed**	**Actual**	**Proposed**
Injection Zone	**8-10'**	**9-11'**	**12-14'**	**13-15'**		**17-19'**	**8-14'**	**8-20'**
Fracture Duration (sec)	**3**	**3**	**3**	**3**		**3**		
Pathway Development (psi)	**150**	**150**	**150**	**150**		**150**		
Estimated ROI (ft)	**5**	**5**	**5**	**5**		**5**		
Bioaugment. Soln. (liters)	**0.15**	**0.1**	**0.15**	**0.1**	**0**	**0.1**	**0.3**	**0.3**
Provect-IR 40 (lbs)	**85.2**	**56.8**	**85.2**	**56.8**	**0**	**56.8**	**170.4**	**170.4**
MgO (lbs)	**7.5**	**5**	**7.5**	**5**	**0**	**5**	**15**	**15**
Mixture Volume (gal)	**55**	**50**	**55**	**50**	**0**	**50**	**110**	**150**
Line Purge (psi)	**50**	**50**	**50**	**50**		**50**		

Odors:

Other Field Observations:

bottom up retractable used.

Injected @ 100 psi

INNOVATIVE ENVIRONMENTAL TECHNOLOGIES, INC.

Job Name: **Whirlpool-Fort Smith** **2015 Injections**

In-Situ Reductive Dechlorination of Soil and Groundwater via Provect-IR & Innoculum

Date of Injection: **10/1/2015**

Time:	16:44	16:37	
	to	to	to
	16:49	16:42	

	Injection #1		Injection #2		Injection #3		Summary	
IP-28	**Actual**	**Proposed**	**Actual**	**Proposed**	**Actual**	**Proposed**	**Actual**	**Proposed**
Injection Zone	**8-10'**	**9-11'**	**12-14'**	**13-15'**		**17-19'**	**8-14'**	**8-20'**
Fracture Duration (sec)	**3**	**3**	**3**	**3**		**3**		
Pathway Development (psi)	**150**	**150**	**150**	**150**		**150**		
Estimated ROI (ft)	**5**	**5**	**5**	**5**		**5**		
Bioaugment. Soln. (liters)	**0.15**	**0.1**	**0.15**	**0.1**	**0**	**0.1**	**0.3**	**0.3**
Provect-IR 40 (lbs)	**85.2**	**56.8**	**85.2**	**56.8**	**0**	**56.8**	**170.4**	**170.4**
MgO (lbs)	**7.5**	**5**	**7.5**	**5**	**0**	**5**	**15**	**15**
Mixture Volume (gal)	**55**	**50**	**55**	**50**	**0**	**50**	**110**	**150**
Line Purge (psi)	**50**	**50**	**50**	**50**		**50**		

Odors:

Other Field Observations:

Bottom up retractable used.

Injected @ 100 psi

INNOVATIVE ENVIRONMENTAL TECHNOLOGIES, INC.

Job Name: **Whirlpool-Fort Smith** **2015 Injections**

In-Situ Reductive Dechlorination of Soil and Groundwater via Provect-IR & Innoculum

Date of Injection: **10/1/2015**

Time:	13:47	13:54	
	to	to	to
	13:52	14:00	

	Injection #1		Injection #2		Injection #3		Summary	
IP-29	**Actual**	**Proposed**	**Actual**	**Proposed**	**Actual**	**Proposed**	**Actual**	**Proposed**
Injection Zone	**8-10'**	**9-11'**	**12-14'**	**13-15'**		**17-19'**	**8-14'**	**8-20'**
Fracture Duration (sec)	**3**	**3**	**3**	**3**		**3**		
Pathway Development (psi)	**150**	**150**	**150**	**150**		**150**		
Estimated ROI (ft)	**5**	**5**	**5**	**5**		**5**		
Bioaugment. Soln. (liters)	**0.15**	**0.1**	**0.15**	**0.1**	**0**	**0.1**	**0.3**	**0.3**
Provect-IR 40 (lbs)	**85.2**	**56.8**	**85.2**	**56.8**	**0**	**56.8**	**170.4**	**170.4**
MgO (lbs)	**7.5**	**5**	**7.5**	**5**	**0**	**5**	**15**	**15**
Mixture Volume (gal)	**55**	**50**	**55**	**50**	**0**	**50**	**110**	**150**
Line Purge (psi)	**50**	**50**	**50**	**50**		**50**		

Odors:

Other Field Observations:

Injected @ 100 psi

INNOVATIVE ENVIRONMENTAL TECHNOLOGIES, INC.

Job Name: **Whirlpool-Fort Smith** **2015 Injections**

In-Situ Reductive Dechlorination of Soil and Groundwater via Provect-IR & Innoculum

Date of Injection: **10/1/2015**

Time:	13:21	13:15	
	to	to	to
	13:27	13:20	

	Injection #1		Injection #2		Injection #3		Summary	
IP-30	**Actual**	**Proposed**	**Actual**	**Proposed**	**Actual**	**Proposed**	**Actual**	**Proposed**
Injection Zone	**8-10'**	**9-11'**	**12-14'**	**13-15'**		**17-19'**	**8-14'**	**8-20'**
Fracture Duration (sec)	**3**	**3**	**3**	**3**		**3**		
Pathway Development (psi)	**150**	**150**	**150**	**150**		**150**		
Estimated ROI (ft)	**5**	**5**	**5**	**5**		**5**		
Bioaugment. Soln. (liters)	**0.15**	**0.1**	**0.15**	**0.1**	**0**	**0.1**	**0.3**	**0.3**
Provect-IR 40 (lbs)	**85.2**	**56.8**	**85.2**	**56.8**	**0**	**56.8**	**170.4**	**170.4**
MgO (lbs)	**7.5**	**5**	**7.5**	**5**	**0**	**5**	**15**	**15**
Mixture Volume (gal)	**55**	**50**	**55**	**50**	**0**	**50**	**110**	**150**
Line Purge (psi)	**50**	**50**	**50**	**50**		**50**		

Odors:

Other Field Observations:

Bottom up retractable used.

Injected @ 100 psi

INNOVATIVE ENVIRONMENTAL TECHNOLOGIES, INC.

Job Name: **Whirlpool-Fort Smith** **2015 Injections**

In-Situ Reductive Dechlorination of Soil and Groundwater via Provect-IR & Innoculum

Date of Injection: **10/1/2015**

Time:	11:39	11:31	
	to	to	to
	11:43	11:38	

	Injection #1		Injection #2		Injection #3		Summary	
IP-31	**Actual**	**Proposed**	**Actual**	**Proposed**	**Actual**	**Proposed**	**Actual**	**Proposed**
Injection Zone	**8-10'**	**9-11'**	**12-14'**	**13-15'**		**17-19'**	**8-14'**	**8-20'**
Fracture Duration (sec)	**3**	**3**	**3**	**3**		**3**		
Pathway Development (psi)	**150**	**150**	**150**	**150**		**150**		
Estimated ROI (ft)	**5**	**5**	**5**	**5**		**5**		
Bioaugment. Soln. (liters)	**0.15**	**0.1**	**0.15**	**0.1**	**0**	**0.1**	**0.3**	**0.3**
Provect-IR 40 (lbs)	**85.2**	**56.8**	**85.2**	**56.8**	**0**	**56.8**	**170.4**	**170.4**
MgO (lbs)	**7.5**	**5**	**7.5**	**5**	**0**	**5**	**15**	**15**
Mixture Volume (gal)	**55**	**50**	**55**	**50**	**0**	**50**	**110**	**150**
Line Purge (psi)	**50**	**50**	**50**	**50**		**50**		

Odors:

Other Field Observations:

Bottom up retractable used.

Injected @ 100 psi

INNOVATIVE ENVIRONMENTAL TECHNOLOGIES, INC.

Job Name: **Whirlpool-Fort Smith** **2015 Injections**

In-Situ Reductive Dechlorination of Soil and Groundwater via Provect-IR & Innoculum

Date of Injection: **10/1/2015**

Time:	11:21	11:12	
	to	to	to
	11:29	11:18	

	Injection #1		Injection #2		Injection #3		Summary	
IP-32	**Actual**	**Proposed**	**Actual**	**Proposed**	**Actual**	**Proposed**	**Actual**	**Proposed**
Injection Zone	**8-10'**	**9-11'**	**12-14'**	**13-15'**		**17-19'**	**8-14'**	**8-20'**
Fracture Duration (sec)	**3**	**3**	**3**	**3**		**3**		
Pathway Development (psi)	**150**	**150**	**150**	**150**		**150**		
Estimated ROI (ft)	**5**	**5**	**5**	**5**		**5**		
Bioaugment. Soln. (liters)	**0.15**	**0.1**	**0.15**	**0.1**	**0**	**0.1**	**0.3**	**0.3**
Provect-IR 40 (lbs)	**85.2**	**56.8**	**85.2**	**56.8**	**0**	**56.8**	**170.4**	**170.4**
MgO (lbs)	**7.5**	**5**	**7.5**	**5**	**0**	**5**	**15**	**15**
Mixture Volume (gal)	**55**	**50**	**55**	**50**	**0**	**50**	**110**	**150**
Line Purge (psi)	**50**	**50**	**50**	**50**		**50**		

Odors:

Other Field Observations:

Bottom up retractable used.

Injected @ 100 psi

INNOVATIVE ENVIRONMENTAL TECHNOLOGIES, INC.

Job Name: **Whirlpool-Fort Smith** **2015 Injections**

In-Situ Reductive Dechlorination of Soil and Groundwater via Provect-IR & Innoculum

Date of Injection: **10/1/2015**

Time:	10:40	11:02	
	to	to	to
	10:45	11:10	

	Injection #1		Injection #2		Injection #3		Summary	
IP-33	**Actual**	**Proposed**	**Actual**	**Proposed**	**Actual**	**Proposed**	**Actual**	**Proposed**
Injection Zone	**8-10'**	**9-11'**	**12-14'**	**13-15'**		**17-19'**	**8-14'**	**8-20'**
Fracture Duration (sec)	**3**	**3**	**3**	**3**		**3**		
Pathway Development (psi)	**150**	**150**	**150**	**150**		**150**		
Estimated ROI (ft)	**5**	**5**	**5**	**5**		**5**		
Bioaugment. Soln. (liters)	**0.15**	**0.1**	**0.15**	**0.1**	**0**	**0.1**	**0.3**	**0.3**
Provect-IR 40 (lbs)	**85.2**	**56.8**	**85.2**	**56.8**	**0**	**56.8**	**170.4**	**170.4**
MgO (lbs)	**7.5**	**5**	**7.5**	**5**	**0**	**5**	**15**	**15**
Mixture Volume (gal)	**55**	**50**	**55**	**50**	**0**	**50**	**110**	**150**
Line Purge (psi)	**50**	**50**	**50**	**50**		**50**		

Odors:

Other Field Observations:

top down clogged 12-14', retractable used to complete.

Injected @ 100 psi

INNOVATIVE ENVIRONMENTAL TECHNOLOGIES, INC.

Job Name: **Whirlpool-Fort Smith** **2015 Injections**

In-Situ Reductive Dechlorination of Soil and Groundwater via Provect-IR & Innoculum

Date of Injection: **10/1/2015**

Time:	15:14	15:06	
	to	to	to
	15:21	15:11	

	Injection #1		Injection #2		Injection #3		Summary	
IP-34	**Actual**	**Proposed**	**Actual**	**Proposed**	**Actual**	**Proposed**	**Actual**	**Proposed**
Injection Zone	**8-10'**	**9-11'**	**12-14'**	**13-15'**		**17-19'**	**8-14'**	**8-20'**
Fracture Duration (sec)	**3**	**3**	**3**	**3**		**3**		
Pathway Development (psi)	**150**	**150**	**150**	**150**		**150**		
Estimated ROI (ft)	**5**	**5**	**5**	**5**		**5**		
Bioaugment. Soln. (liters)	**0.15**	**0.1**	**0.15**	**0.1**	**0**	**0.1**	**0.3**	**0.3**
Provect-IR 40 (lbs)	**85.2**	**56.8**	**85.2**	**56.8**	**0**	**56.8**	**170.4**	**170.4**
MgO (lbs)	**7.5**	**5**	**7.5**	**5**	**0**	**5**	**15**	**15**
Mixture Volume (gal)	**55**	**50**	**55**	**50**	**0**	**50**	**110**	**150**
Line Purge (psi)	**50**	**50**	**50**	**50**		**50**		

Odors:

Other Field Observations:

Location was moved towards Brazil ave ~25', bottom up retractable used.

Injected @ 100 psi

INNOVATIVE ENVIRONMENTAL TECHNOLOGIES, INC.

Job Name: **Whirlpool-Fort Smith** **2015 Injections**

In-Situ Reductive Dechlorination of Soil and Groundwater via Provect-IR & Innoculum

Date of Injection: **10/2/2015**

Time:	11:31	11:39	
	to	to	to
	11:37	11:46	

	Injection #1		Injection #2		Injection #3		Summary	
IP-35	**Actual**	**Proposed**	**Actual**	**Proposed**	**Actual**	**Proposed**	**Actual**	**Proposed**
Injection Zone	**8-10'**	**9-11'**	**12-14'**	**13-15'**		**17-19'**	**8-14'**	**8-20'**
Fracture Duration (sec)	**3**	**3**	**3**	**3**		**3**		
Pathway Development (psi)	**150**	**150**	**150**	**150**		**150**		
Estimated ROI (ft)	**5**	**5**	**5**	**5**		**5**		
Bioaugment. Soln. (liters)	**0.15**	**0.1**	**0.15**	**0.1**	**0**	**0.1**	**0.3**	**0.3**
Provect-IR 40 (lbs)	**85.2**	**56.8**	**85.2**	**56.8**	**0**	**56.8**	**170.4**	**170.4**
MgO (lbs)	**7.5**	**5**	**7.5**	**5**	**0**	**5**	**15**	**15**
Mixture Volume (gal)	**55**	**50**	**55**	**50**	**0**	**50**	**110**	**150**
Line Purge (psi)	**50**	**50**	**50**	**50**		**50**		

Odors:

Other Field Observations:

Bottom up retractable used.

Injected @ 80 psi

INNOVATIVE ENVIRONMENTAL TECHNOLOGIES, INC.

Job Name: **Whirlpool-Fort Smith** **2015 Injections**

In-Situ Reductive Dechlorination of Soil and Groundwater via Provect-IR & Innoculum

Date of Injection: **10/2/2015**

Time:	11:08	10:56	
	to	to	to
	11:15	11:06	

	Injection #1		Injection #2		Injection #3		Summary	
IP-36	**Actual**	**Proposed**	**Actual**	**Proposed**	**Actual**	**Proposed**	**Actual**	**Proposed**
Injection Zone	**8-10'**	**9-11'**	**12-14'**	**13-15'**		**17-19'**	**8-14'**	**8-20'**
Fracture Duration (sec)	**3**	**3**	**3**	**3**		**3**		
Pathway Development (psi)	**150**	**150**	**150**	**150**		**150**		
Estimated ROI (ft)	**5**	**5**	**5**	**5**		**5**		
Bioaugment. Soln. (liters)	**0.15**	**0.1**	**0.15**	**0.1**	**0**	**0.1**	**0.3**	**0.3**
Provect-IR 40 (lbs)	**85.2**	**56.8**	**85.2**	**56.8**	**0**	**56.8**	**170.4**	**170.4**
MgO (lbs)	**7.5**	**5**	**7.5**	**5**	**0**	**5**	**15**	**15**
Mixture Volume (gal)	**55**	**50**	**55**	**50**	**0**	**50**	**110**	**150**
Line Purge (psi)	**50**	**50**	**50**	**50**		**50**		

Odors:

Other Field Observations:

Bottom up retractable used.

Injected @ 80 psi

INNOVATIVE ENVIRONMENTAL TECHNOLOGIES, INC.

Job Name: **Whirlpool-Fort Smith** **2015 Injections**

In-Situ Reductive Dechlorination of Soil and Groundwater via Provect-IR & Innoculum

Date of Injection: **10/2/2015**

Time:	10:28	10:34	
	to	to	to
	10:32	10:39	

	Injection #1		Injection #2		Injection #3		Summary	
IP-37	**Actual**	**Proposed**	**Actual**	**Proposed**	**Actual**	**Proposed**	**Actual**	**Proposed**
Injection Zone	**8-10'**	**9-11'**	**12-14'**	**13-15'**		**17-19'**	**8-14'**	**8-20'**
Fracture Duration (sec)	**3**	**3**	**3**	**3**		**3**		
Pathway Development (psi)	**150**	**150**	**150**	**150**		**150**		
Estimated ROI (ft)	**5**	**5**	**5**	**5**		**5**		
Bioaugment. Soln. (liters)	**0.15**	**0.1**	**0.15**	**0.1**	**0**	**0.1**	**0.3**	**0.3**
Provect-IR 40 (lbs)	**85.2**	**56.8**	**85.2**	**56.8**	**0**	**56.8**	**170.4**	**170.4**
MgO (lbs)	**7.5**	**5**	**7.5**	**5**	**0**	**5**	**15**	**15**
Mixture Volume (gal)	**55**	**50**	**55**	**50**	**0**	**50**	**110**	**150**
Line Purge (psi)	**50**	**50**	**50**	**50**		**50**		

Odors:

Other Field Observations:

Injected @ 80 psi

INNOVATIVE ENVIRONMENTAL TECHNOLOGIES, INC.

Job Name: **Whirlpool-Fort Smith** **2015 Injections**

In-Situ Reductive Dechlorination of Soil and Groundwater via Provect-IR & Innoculum

Date of Injection: **10/1/2015**

Time:	16:52	16:59	
	to	to	to
	16:58	17:03	

	Injection #1		Injection #2		Injection #3		Summary	
IP-38	**Actual**	**Proposed**	**Actual**	**Proposed**	**Actual**	**Proposed**	**Actual**	**Proposed**
Injection Zone	**8-10'**	**9-11'**	**12-14'**	**13-15'**		**17-19'**	**8-14'**	**8-20'**
Fracture Duration (sec)	**3**	**3**	**3**	**3**		**3**		
Pathway Development (psi)	**150**	**150**	**150**	**150**		**150**		
Estimated ROI (ft)	**5**	**5**	**5**	**5**		**5**		
Bioaugment. Soln. (liters)	**0.15**	**0.1**	**0.15**	**0.1**	**0**	**0.1**	**0.3**	**0.3**
Provect-IR 40 (lbs)	**85.2**	**56.8**	**85.2**	**56.8**	**0**	**56.8**	**170.4**	**170.4**
MgO (lbs)	**7.5**	**5**	**7.5**	**5**	**0**	**5**	**15**	**15**
Mixture Volume (gal)	**55**	**50**	**55**	**50**	**0**	**50**	**110**	**150**
Line Purge (psi)	**50**	**50**	**50**	**50**		**50**		

Odors:

Other Field Observations:

Injected @ 80 psi

INNOVATIVE ENVIRONMENTAL TECHNOLOGIES, INC.

Job Name: **Whirlpool-Fort Smith** **2015 Injections**

In-Situ Reductive Dechlorination of Soil and Groundwater via Provect-IR & Innoculum

Date of Injection: **10/1/2015**

Time:

16:32	16:25	
to	to	to
16:38	16:30	

	Injection #1		Injection #2		Injection #3		Summary	
IP-39	**Actual**	**Proposed**	**Actual**	**Proposed**	**Actual**	**Proposed**	**Actual**	**Proposed**
Injection Zone	**8-10'**	**9-11'**	**12-14'**	**13-15'**		**17-19'**	**8-14'**	**8-20'**
Fracture Duration (sec)	**3**	**3**	**3**	**3**		**3**		
Pathway Development (psi)	**150**	**150**	**150**	**150**		**150**		
Estimated ROI (ft)	**5**	**5**	**5**	**5**		**5**		
Bioaugment. Soln. (liters)	**0.15**	**0.1**	**0.15**	**0.1**	**0**	**0.1**	**0.3**	**0.3**
Provect-IR 40 (lbs)	**85.2**	**56.8**	**85.2**	**56.8**	**0**	**56.8**	**170.4**	**170.4**
MgO (lbs)	**7.5**	**5**	**7.5**	**5**	**0**	**5**	**15**	**15**
Mixture Volume (gal)	**55**	**50**	**55**	**50**	**0**	**50**	**110**	**150**
Line Purge (psi)	**50**	**50**	**50**	**50**		**50**		

Odors:

Other Field Observations:

Bottom up retractable used.

Injected @ 80 psi

INNOVATIVE ENVIRONMENTAL TECHNOLOGIES, INC.

Job Name: **Whirlpool-Fort Smith** **2015 Injections**

In-Situ Reductive Dechlorination of Soil and Groundwater via Provect-IR & Innoculum

Date of Injection: **10/1/2015**

Time:

15:03	14:55	
to	to	to
15:08	15:00	

	Injection #1		Injection #2		Injection #3		Summary	
IP-40	**Actual**	**Proposed**	**Actual**	**Proposed**	**Actual**	**Proposed**	**Actual**	**Proposed**
Injection Zone	**8-10'**	**9-11'**	**12-14'**	**13-15'**		**17-19'**	**8-14'**	**8-20'**
Fracture Duration (sec)	**3**	**3**	**3**	**3**		**3**		
Pathway Development (psi)	**150**	**150**	**150**	**150**		**150**		
Estimated ROI (ft)	**5**	**5**	**5**	**5**		**5**		
Bioaugment. Soln. (liters)	**0.15**	**0.1**	**0.15**	**0.1**	**0**	**0.1**	**0.3**	**0.3**
Provect-IR 40 (lbs)	**85.2**	**56.8**	**85.2**	**56.8**	**0**	**56.8**	**170.4**	**170.4**
MgO (lbs)	**7.5**	**5**	**7.5**	**5**	**0**	**5**	**15**	**15**
Mixture Volume (gal)	**55**	**50**	**55**	**50**	**0**	**50**	**110**	**150**
Line Purge (psi)	**50**	**50**	**50**	**50**		**50**		

Odors:

Other Field Observations:

Bottom up retractable used.

Injected @ 80 psi

INNOVATIVE ENVIRONMENTAL TECHNOLOGIES, INC.

Job Name: **Whirlpool-Fort Smith** **2015 Injections**

In-Situ Reductive Dechlorination of Soil and Groundwater via Provect-IR & Innoculum

Date of Injection: **10/1/2015**

Time:	13:31	13:39	
	to	to	to
	13:37	13:42	

	Injection #1		Injection #2		Injection #3		Summary	
IP-41	**Actual**	**Proposed**	**Actual**	**Proposed**	**Actual**	**Proposed**	**Actual**	**Proposed**
Injection Zone	**8-10'**	**9-11'**	**12-14'**	**13-15'**		**17-19'**	**8-14'**	**8-20'**
Fracture Duration (sec)	**3**	**3**	**3**	**3**		**3**		
Pathway Development (psi)	**150**	**150**	**150**	**150**		**150**		
Estimated ROI (ft)	**5**	**5**	**5**	**5**		**5**		
Bioaugment. Soln. (liters)	**0.15**	**0.1**	**0.15**	**0.1**	**0**	**0.1**	**0.3**	**0.3**
Provect-IR 40 (lbs)	**85.2**	**56.8**	**85.2**	**56.8**	**0**	**56.8**	**170.4**	**170.4**
MgO (lbs)	**7.5**	**5**	**7.5**	**5**	**0**	**5**	**15**	**15**
Mixture Volume (gal)	**55**	**50**	**55**	**50**	**0**	**50**	**110**	**150**
Line Purge (psi)	**50**	**50**	**50**	**50**		**50**		

Odors:

Other Field Observations:

Injected @ 80 psi

INNOVATIVE ENVIRONMENTAL TECHNOLOGIES, INC.

Job Name: **Whirlpool-Fort Smith** **2015 Injections**

In-Situ Reductive Dechlorination of Soil and Groundwater via Provect-IR & Innoculum

Date of Injection: **10/1/2015**

Time:

13:08	13:00	
to	to	to
13:11	13:04	

	Injection #1		Injection #2		Injection #3		Summary	
IP-42	**Actual**	**Proposed**	**Actual**	**Proposed**	**Actual**	**Proposed**	**Actual**	**Proposed**
Injection Zone	**8-10'**	**9-11'**	**12-14'**	**13-15'**		**17-19'**	**8-14'**	**8-20'**
Fracture Duration (sec)	**3**	**3**	**3**	**3**		**3**		
Pathway Development (psi)	**150**	**150**	**150**	**150**		**150**		
Estimated ROI (ft)	**5**	**5**	**5**	**5**		**5**		
Bioaugment. Soln. (liters)	**0.15**	**0.1**	**0.15**	**0.1**	**0**	**0.1**	**0.3**	**0.3**
Provect-IR 40 (lbs)	**85.2**	**56.8**	**85.2**	**56.8**	**0**	**56.8**	**170.4**	**170.4**
MgO (lbs)	**7.5**	**5**	**7.5**	**5**	**0**	**5**	**15**	**15**
Mixture Volume (gal)	**55**	**50**	**55**	**50**	**0**	**50**	**110**	**150**
Line Purge (psi)	**50**	**50**	**50**	**50**		**50**		

Odors:

Other Field Observations:

Bottom up retractable used.

Injected @ 80 psi

INNOVATIVE ENVIRONMENTAL TECHNOLOGIES, INC.

Job Name: **Whirlpool-Fort Smith** **2015 Injections**

In-Situ Reductive Dechlorination of Soil and Groundwater via Provect-IR & Innoculum

Date of Injection: **10/1/2015**

Time:	12:33	12:16	
	to	to	to
	12:45	12:20	

	Injection #1		Injection #2		Injection #3		Summary	
IP-43	**Actual**	**Proposed**	**Actual**	**Proposed**	**Actual**	**Proposed**	**Actual**	**Proposed**
Injection Zone	**8-10'**	**9-11'**	**12-14'**	**13-15'**		**17-19'**	**8-14'**	**8-20'**
Fracture Duration (sec)	**3**	**3**	**3**	**3**		**3**		
Pathway Development (psi)	**150**	**150**	**150**	**150**		**150**		
Estimated ROI (ft)	**5**	**5**	**5**	**5**		**5**		
Bioaugment. Soln. (liters)	**0.15**	**0.1**	**0.15**	**0.1**	**0**	**0.1**	**0.3**	**0.3**
Provect-IR 40 (lbs)	**85.2**	**56.8**	**85.2**	**56.8**	**0**	**56.8**	**170.4**	**170.4**
MgO (lbs)	**7.5**	**5**	**7.5**	**5**	**0**	**5**	**15**	**15**
Mixture Volume (gal)	**55**	**50**	**55**	**50**	**0**	**50**	**110**	**150**
Line Purge (psi)	**50**	**50**	**50**	**50**		**50**		

Odors:

Other Field Observations:

Bottom up retractable used.

Injected @ 100 psi

INNOVATIVE ENVIRONMENTAL TECHNOLOGIES, INC.

Job Name: **Whirlpool-Fort Smith** **2015 Injections**

In-Situ Reductive Dechlorination of Soil and Groundwater via Provect-IR & Innoculum

Date of Injection: **10/1/2015**

Time:	12:01	11:50	
	to	to	to
	12:13	11:57	

	Injection #1		Injection #2		Injection #3		Summary	
IP-44	**Actual**	**Proposed**	**Actual**	**Proposed**	**Actual**	**Proposed**	**Actual**	**Proposed**
Injection Zone	**8-10'**	**9-11'**	**12-14'**	**13-15'**		**17-19'**	**8-14'**	**8-20'**
Fracture Duration (sec)	**3**	**3**	**3**	**3**		**3**		
Pathway Development (psi)	**150**	**150**	**150**	**150**		**150**		
Estimated ROI (ft)	**5**	**5**	**5**	**5**		**5**		
Bioaugment. Soln. (liters)	**0.15**	**0.1**	**0.15**	**0.1**	**0**	**0.1**	**0.3**	**0.3**
Provect-IR 40 (lbs)	**85.2**	**56.8**	**85.2**	**56.8**	**0**	**56.8**	**170.4**	**170.4**
MgO (lbs)	**7.5**	**5**	**7.5**	**5**	**0**	**5**	**15**	**15**
Mixture Volume (gal)	**55**	**50**	**55**	**50**	**0**	**50**	**110**	**150**
Line Purge (psi)	**50**	**50**	**50**	**50**		**50**		

Odors:

Other Field Observations:

Bottom up retractable used.

Injected @ 100 psi

INNOVATIVE ENVIRONMENTAL TECHNOLOGIES, INC.

Job Name: **2015 Injections**

In-Situ Reductive Dechlorination of Soil and Groundwater via Provect-IR & Innoculum

Date of Injections: **9/29-10/2/15**

	Summary	
	Actual	Proposed
Injection Zone	8-15'	8-20'
Bioaugment. Soln. (liters)	13	13
Provect-IR 40 (lbs)	7500	7500
MgO (lbs)	660	660
Mixture Volume (gal)	4884	6600

Appendix E

Laboratory Analytical Reports

Pace Analytical Services, Inc.
9608 Loiret Blvd.
Lenexa, KS 66219
(913)599-5665

October 02, 2015

Wendy Stonestreet
Environ International Corporation
7500 College Blvd Ste 925
Overland Park, KS 66210

RE: Project: Fort Smith, AR
Pace Project No.: 60203213

Dear Wendy Stonestreet:
Enclosed are the analytical results for sample(s) received by the laboratory on September 19, 2015. The results relate only to the samples included in this report. Results reported herein conform to the most current TNI standards and the laboratory's Quality Assurance Manual, where applicable, unless otherwise noted in the body of the report.

If you have any questions concerning this report, please feel free to contact me.

Sincerely,

Colleen Clyne
colleen.clyne@pacelabs.com
Project Manager

Enclosures

cc: Tamara Gleason, ENVIRON International Corporation

This report shall not be reproduced, except in full,
without the written consent of Pace Analytical Services, Inc..

Pace Analytical Services, Inc.
9608 Loiret Blvd.
Lenexa, KS 66219
(913)599-5665

CERTIFICATIONS

Project: Fort Smith, AR
Pace Project No.: 60203213

Kansas Certification IDs
9608 Loiret Boulevard, Lenexa, KS 66219
WY STR Certification #: 2456.01
Arkansas Certification #: 15-016-0
Illinois Certification #: 003097
Iowa Certification #: 118
Kansas/NELAP Certification #: E-10116
Louisiana Certification #: 03055
Nevada Certification #: KS000212008A
Oklahoma Certification #: 9205/9935
Texas Certification #: T104704407
Utah Certification #: KS00021

Dallas Certification IDs:
400 West Bethany Dr Suite 190, Allen, TX 75013
EPA# TX00074
Texas Certification #: T104704232-14-8
Kansas Certification #: E-10388
Arkansas Certification #: 88-0647
Oklahoma Certification #: 2014-055
Louisiana Certification #: 02007

This report shall not be reproduced, except in full,
without the written consent of Pace Analytical Services, Inc..

Pace Analytical Services, Inc.
9608 Loiret Blvd.
Lenexa, KS 66219
(913)599-5665

SAMPLE SUMMARY

Project: Fort Smith, AR
Pace Project No.: 60203213

Lab ID	Sample ID	Matrix	Date Collected	Date Received
60203213001	**TMW-11-GW-091815**	Water	09/18/15 10:15	09/19/15 08:35
60203213002	**TMW-10-GW-091815**	Water	09/18/15 12:45	09/19/15 08:35
60203213003	**MW-61R-GW-091815**	Water	09/18/15 15:15	09/19/15 08:35
60203213004	**TRIP BLANK-05-091816**	Water	09/18/15 15:15	09/19/15 08:35

This report shall not be reproduced, except in full,
without the written consent of Pace Analytical Services, Inc..

Pace Analytical Services, Inc.
9608 Loiret Blvd.
Lenexa, KS 66219
(913)599-5665

SAMPLE ANALYTE COUNT

Project: Fort Smith, AR
Pace Project No.: 60203213

Lab ID	Sample ID	Method	Analysts	Analytes Reported	Laboratory
60203213001	**TMW-11-GW-091815**	EPA 8015 - Alcohol	MS1	1	PASI-D
		EPA 6010	JGP	1	PASI-K
		EPA 5030B/8260	JTK, PGH	38	PASI-K
		SM 3500-Fe B#4	JMC1	1	PASI-K
		EPA 300.0	AJM	2	PASI-K
		EPA 353.2	OL	3	PASI-K
		SM 5310C	JMC1	1	PASI-K
		SM 5310C	JMC1	1	PASI-K
60203213002	**TMW-10-GW-091815**	EPA 8015 - Alcohol	MS1	1	PASI-D
		EPA 6010	JGP	1	PASI-K
		EPA 5030B/8260	JTK, PGH	38	PASI-K
		SM 3500-Fe B#4	JMC1	1	PASI-K
		EPA 300.0	AJM	2	PASI-K
		EPA 353.2	OL	3	PASI-K
		SM 5310C	JMC1	1	PASI-K
		SM 5310C	JMC1	1	PASI-K
60203213003	**MW-61R-GW-091815**	EPA 8015 - Alcohol	MS1	1	PASI-D
		EPA 6010	JGP	1	PASI-K
		EPA 5030B/8260	JTK, PGH	38	PASI-K
		SM 3500-Fe B#4	JMC1	1	PASI-K
		EPA 300.0	AJM	2	PASI-K
		EPA 353.2	OL	3	PASI-K
		SM 5310C	JMC1	1	PASI-K
		SM 5310C	JMC1	1	PASI-K
60203213004	**TRIP BLANK-05-091816**	EPA 5030B/8260	JTK, PGH	38	PASI-K

This report shall not be reproduced, except in full,
without the written consent of Pace Analytical Services, Inc..

Pace Analytical Services, Inc.
9608 Loiret Blvd.
Lenexa, KS 66219
(913)599-5665

PROJECT NARRATIVE

Project: Fort Smith, AR
Pace Project No.: 60203213

Method: **EPA 8015 - Alcohol**
Description: Alcohol by Direct Inject GCFID
Client: Environ_AR
Date: October 02, 2015

General Information:
3 samples were analyzed for EPA 8015 - Alcohol. All samples were received in acceptable condition with any exceptions noted below or on the chain-of custody and/or the sample condition upon receipt form (SCUR) attached at the end of this report.

Hold Time:
The samples were analyzed within the method required hold times with any exceptions noted below.

Initial Calibrations (including MS Tune as applicable):
All criteria were within method requirements with any exceptions noted below.

Continuing Calibration:
All criteria were within method requirements with any exceptions noted below.

Surrogates:
All surrogates were within QC limits with any exceptions noted below.

Method Blank:
All analytes were below the report limit in the method blank, where applicable, with any exceptions noted below.

Laboratory Control Spike:
All laboratory control spike compounds were within QC limits with any exceptions noted below.

Matrix Spikes:
All percent recoveries and relative percent differences (RPDs) were within acceptance criteria with any exceptions noted below.

Additional Comments:

This report shall not be reproduced, except in full,
without the written consent of Pace Analytical Services, Inc..

Pace Analytical Services, Inc.
9608 Loiret Blvd.
Lenexa, KS 66219
(913)599-5665

PROJECT NARRATIVE

Project: Fort Smith, AR
Pace Project No.: 60203213

Method: **EPA 6010**
Description: 6010 MET ICP
Client: Environ_AR
Date: October 02, 2015

General Information:
3 samples were analyzed for EPA 6010. All samples were received in acceptable condition with any exceptions noted below or on the chain-of custody and/or the sample condition upon receipt form (SCUR) attached at the end of this report.

Hold Time:
The samples were analyzed within the method required hold times with any exceptions noted below.

Sample Preparation:
The samples were prepared in accordance with EPA 3010 with any exceptions noted below.

Initial Calibrations (including MS Tune as applicable):
All criteria were within method requirements with any exceptions noted below.

Continuing Calibration:
All criteria were within method requirements with any exceptions noted below.

Method Blank:
All analytes were below the report limit in the method blank, where applicable, with any exceptions noted below.

Laboratory Control Spike:
All laboratory control spike compounds were within QC limits with any exceptions noted below.

Matrix Spikes:
All percent recoveries and relative percent differences (RPDs) were within acceptance criteria with any exceptions noted below.

Additional Comments:

This report shall not be reproduced, except in full,
without the written consent of Pace Analytical Services, Inc..

Pace Analytical Services, Inc.
9608 Loiret Blvd.
Lenexa, KS 66219
(913)599-5665

PROJECT NARRATIVE

Project: Fort Smith, AR
Pace Project No.: 60203213

Method: **EPA 5030B/8260**
Description: 8260 MSV
Client: Environ_AR
Date: October 02, 2015

General Information:
4 samples were analyzed for EPA 5030B/8260. All samples were received in acceptable condition with any exceptions noted below or on the chain-of custody and/or the sample condition upon receipt form (SCUR) attached at the end of this report.

Hold Time:
The samples were analyzed within the method required hold times with any exceptions noted below.

Initial Calibrations (including MS Tune as applicable):
All criteria were within method requirements with any exceptions noted below.

Continuing Calibration:
All criteria were within method requirements with any exceptions noted below.

Internal Standards:
All internal standards were within QC limits with any exceptions noted below.

Surrogates:
All surrogates were within QC limits with any exceptions noted below.

Method Blank:
All analytes were below the report limit in the method blank, where applicable, with any exceptions noted below.

Laboratory Control Spike:
All laboratory control spike compounds were within QC limits with any exceptions noted below.

Matrix Spikes:
All percent recoveries and relative percent differences (RPDs) were within acceptance criteria with any exceptions noted below.

QC Batch: MSV/71916

A matrix spike and/or matrix spike duplicate (MS/MSD) were performed on the following sample(s): 60203090006

M1: Matrix spike recovery exceeded QC limits. Batch accepted based on laboratory control sample (LCS) recovery.

- MS (Lab ID: 1639671)
  - 1,1,2,2-Tetrachloroethane
  - 1,1,2-Trichloroethane
  - 1,2-Dichloroethane
  - Acetone
  - Chloroethane
  - Toluene
- MSD (Lab ID: 1639672)
  - 1,1,2,2-Tetrachloroethane
  - 1,1,2-Trichloroethane
  - 1,2-Dichloroethane
  - Acetone
  - Chloroethane

This report shall not be reproduced, except in full,
without the written consent of Pace Analytical Services, Inc..

Pace Analytical Services, Inc.
9608 Loiret Blvd.
Lenexa, KS 66219
(913)599-5665

PROJECT NARRATIVE

Project: Fort Smith, AR
Pace Project No.: 60203213

Method: **EPA 5030B/8260**
Description: 8260 MSV
Client: Environ_AR
Date: October 02, 2015

QC Batch: MSV/71916

A matrix spike and/or matrix spike duplicate (MS/MSD) were performed on the following sample(s): 60203090006

M1: Matrix spike recovery exceeded QC limits. Batch accepted based on laboratory control sample (LCS) recovery.

- Toluene

QC Batch: MSV/71987

A matrix spike/matrix spike duplicate was not performed due to insufficient sample volume.

Additional Comments:

This report shall not be reproduced, except in full,
without the written consent of Pace Analytical Services, Inc..

Pace Analytical Services, Inc.
9608 Loiret Blvd.
Lenexa, KS 66219
(913)599-5665

PROJECT NARRATIVE

Project: Fort Smith, AR
Pace Project No.: 60203213

Method: **SM 3500-Fe B#4**
Description: Iron, Ferric (Calculation)
Client: Environ_AR
Date: October 02, 2015

General Information:
3 samples were analyzed for SM 3500-Fe B#4. All samples were received in acceptable condition with any exceptions noted below or on the chain-of custody and/or the sample condition upon receipt form (SCUR) attached at the end of this report.

Hold Time:
The samples were analyzed within the method required hold times with any exceptions noted below.

Method Blank:
All analytes were below the report limit in the method blank, where applicable, with any exceptions noted below.

Laboratory Control Spike:
All laboratory control spike compounds were within QC limits with any exceptions noted below.

Matrix Spikes:
All percent recoveries and relative percent differences (RPDs) were within acceptance criteria with any exceptions noted below.

Additional Comments:

This report shall not be reproduced, except in full,
without the written consent of Pace Analytical Services, Inc..

Pace Analytical Services, Inc.
9608 Loiret Blvd.
Lenexa, KS 66219
(913)599-5665

PROJECT NARRATIVE

Project: Fort Smith, AR
Pace Project No.: 60203213

Method: **EPA 300.0**
Description: 300.0 IC Anions 28 Days
Client: Environ_AR
Date: October 02, 2015

General Information:
3 samples were analyzed for EPA 300.0. All samples were received in acceptable condition with any exceptions noted below or on the chain-of custody and/or the sample condition upon receipt form (SCUR) attached at the end of this report.

Hold Time:
The samples were analyzed within the method required hold times with any exceptions noted below.

Initial Calibrations (including MS Tune as applicable):
All criteria were within method requirements with any exceptions noted below.

Continuing Calibration:
All criteria were within method requirements with any exceptions noted below.

Method Blank:
All analytes were below the report limit in the method blank, where applicable, with any exceptions noted below.

Laboratory Control Spike:
All laboratory control spike compounds were within QC limits with any exceptions noted below.

Matrix Spikes:
All percent recoveries and relative percent differences (RPDs) were within acceptance criteria with any exceptions noted below.

Additional Comments:

This report shall not be reproduced, except in full,
without the written consent of Pace Analytical Services, Inc..

Pace Analytical Services, Inc.
9608 Loiret Blvd.
Lenexa, KS 66219
(913)599-5665

PROJECT NARRATIVE

Project: Fort Smith, AR
Pace Project No.: 60203213

Method: **EPA 353.2**
Description: 353.2 Nitrogen, NO2/NO3 unpres
Client: Environ_AR
Date: October 02, 2015

General Information:
3 samples were analyzed for EPA 353.2. All samples were received in acceptable condition with any exceptions noted below or on the chain-of custody and/or the sample condition upon receipt form (SCUR) attached at the end of this report.

Hold Time:
The samples were analyzed within the method required hold times with any exceptions noted below.

Initial Calibrations (including MS Tune as applicable):
All criteria were within method requirements with any exceptions noted below.

Continuing Calibration:
All criteria were within method requirements with any exceptions noted below.

Method Blank:
All analytes were below the report limit in the method blank, where applicable, with any exceptions noted below.

Laboratory Control Spike:
All laboratory control spike compounds were within QC limits with any exceptions noted below.

Matrix Spikes:
All percent recoveries and relative percent differences (RPDs) were within acceptance criteria with any exceptions noted below.

QC Batch: WETA/35988

A matrix spike and/or matrix spike duplicate (MS/MSD) were performed on the following sample(s): 60203213001

M1: Matrix spike recovery exceeded QC limits. Batch accepted based on laboratory control sample (LCS) recovery.

- MS (Lab ID: 1636268)
  - Nitrogen, NO2 plus NO3

Duplicate Sample:
All duplicate sample results were within method acceptance criteria with any exceptions noted below.

Additional Comments:

This report shall not be reproduced, except in full,
without the written consent of Pace Analytical Services, Inc..

Pace Analytical Services, Inc.
9608 Loiret Blvd.
Lenexa, KS 66219
(913)599-5665

PROJECT NARRATIVE

Project: Fort Smith, AR
Pace Project No.: 60203213

Method: **SM 5310C**
Description: 5310C TOC
Client: Environ_AR
Date: October 02, 2015

General Information:
3 samples were analyzed for SM 5310C. All samples were received in acceptable condition with any exceptions noted below or on the chain-of custody and/or the sample condition upon receipt form (SCUR) attached at the end of this report.

Hold Time:
The samples were analyzed within the method required hold times with any exceptions noted below.

Initial Calibrations (including MS Tune as applicable):
All criteria were within method requirements with any exceptions noted below.

Continuing Calibration:
All criteria were within method requirements with any exceptions noted below.

Method Blank:
All analytes were below the report limit in the method blank, where applicable, with any exceptions noted below.

Laboratory Control Spike:
All laboratory control spike compounds were within QC limits with any exceptions noted below.

Matrix Spikes:
All percent recoveries and relative percent differences (RPDs) were within acceptance criteria with any exceptions noted below.

QC Batch: WETA/36104

A matrix spike and/or matrix spike duplicate (MS/MSD) were performed on the following sample(s): 60203125003

M1: Matrix spike recovery exceeded QC limits. Batch accepted based on laboratory control sample (LCS) recovery.

- MS (Lab ID: 1640613)
  - Total Organic Carbon

Duplicate Sample:
All duplicate sample results were within method acceptance criteria with any exceptions noted below.

Additional Comments:

This report shall not be reproduced, except in full,
without the written consent of Pace Analytical Services, Inc..

Pace Analytical Services, Inc.
9608 Loiret Blvd.
Lenexa, KS 66219
(913)599-5665

PROJECT NARRATIVE

Project: Fort Smith, AR
Pace Project No.: 60203213

Method: **SM 5310C**
Description: 5310C Dissolved Organic Carbon
Client: Environ_AR
Date: October 02, 2015

General Information:
3 samples were analyzed for SM 5310C. All samples were received in acceptable condition with any exceptions noted below or on the chain-of custody and/or the sample condition upon receipt form (SCUR) attached at the end of this report.

Hold Time:
The samples were analyzed within the method required hold times with any exceptions noted below.

Initial Calibrations (including MS Tune as applicable):
All criteria were within method requirements with any exceptions noted below.

Continuing Calibration:
All criteria were within method requirements with any exceptions noted below.

Method Blank:
All analytes were below the report limit in the method blank, where applicable, with any exceptions noted below.

Laboratory Control Spike:
All laboratory control spike compounds were within QC limits with any exceptions noted below.

Matrix Spikes:
All percent recoveries and relative percent differences (RPDs) were within acceptance criteria with any exceptions noted below.

Duplicate Sample:
All duplicate sample results were within method acceptance criteria with any exceptions noted below.

Additional Comments:

This data package has been reviewed for quality and completeness and is approved for release.

This report shall not be reproduced, except in full,
without the written consent of Pace Analytical Services, Inc..

Pace Analytical Services, Inc.
9608 Loiret Blvd.
Lenexa, KS 66219
(913)599-5665

ANALYTICAL RESULTS

Project: Fort Smith, AR
Pace Project No.: 60203213

Sample: TMW-11-GW-091815 **Lab ID: 60203213001** Collected: 09/18/15 10:15 Received: 09/19/15 08:35 Matrix: Water

Parameters	Results	Units	Report Limit	MDL	DF	Prepared	Analyzed	CAS No.	Qual
Alcohol by Direct Inject GCFID	Analytical Method: EPA 8015 - Alcohol								
2-Chloroethanol	ND	ug/L	10000	1980	1		09/23/15 12:06	107-07-3	
6010 MET ICP	Analytical Method: EPA 6010 Preparation Method: EPA 3010								
Iron	**5220**	ug/L	50.0	9.0	1	09/23/15 08:50	09/23/15 16:50	7439-89-6	
8260 MSV	Analytical Method: EPA 5030B/8260								
Acetone	ND	ug/L	10.0	1.9	1		09/25/15 16:53	67-64-1	
Benzene	ND	ug/L	1.0	0.060	1		09/25/15 16:53	71-43-2	
Bromodichloromethane	ND	ug/L	1.0	0.19	1		09/25/15 16:53	75-27-4	
Bromoform	ND	ug/L	1.0	0.070	1		09/25/15 16:53	75-25-2	
Bromomethane	ND	ug/L	5.0	0.16	1		09/25/15 16:53	74-83-9	
2-Butanone (MEK)	ND	ug/L	10.0	0.59	1		09/25/15 16:53	78-93-3	
Carbon disulfide	ND	ug/L	5.0	0.12	1		09/25/15 16:53	75-15-0	
Carbon tetrachloride	ND	ug/L	1.0	0.18	1		09/25/15 16:53	56-23-5	
Chlorobenzene	ND	ug/L	1.0	0.21	1		09/25/15 16:53	108-90-7	
Chloroethane	ND	ug/L	1.0	0.15	1		09/25/15 16:53	75-00-3	
Chloroform	ND	ug/L	1.0	0.14	1		10/01/15 00:11	67-66-3	
Chloromethane	ND	ug/L	1.0	0.080	1		09/25/15 16:53	74-87-3	
Dibromochloromethane	ND	ug/L	1.0	0.21	1		09/25/15 16:53	124-48-1	
1,1-Dichloroethane	ND	ug/L	1.0	0.050	1		09/25/15 16:53	75-34-3	
1,2-Dichloroethane	ND	ug/L	1.0	0.12	1		09/25/15 16:53	107-06-2	
1,1-Dichloroethene	ND	ug/L	1.0	0.20	1		09/25/15 16:53	75-35-4	
cis-1,2-Dichloroethene	**0.15J**	ug/L	1.0	0.080	1		09/25/15 16:53	156-59-2	
trans-1,2-Dichloroethene	ND	ug/L	1.0	0.20	1		09/25/15 16:53	156-60-5	
1,2-Dichloropropane	ND	ug/L	1.0	0.16	1		09/25/15 16:53	78-87-5	
cis-1,3-Dichloropropene	ND	ug/L	1.0	0.14	1		09/25/15 16:53	10061-01-5	
trans-1,3-Dichloropropene	ND	ug/L	1.0	0.12	1		09/25/15 16:53	10061-02-6	
Ethylbenzene	ND	ug/L	1.0	0.18	1		09/25/15 16:53	100-41-4	
2-Hexanone	ND	ug/L	10.0	1.2	1		09/25/15 16:53	591-78-6	
Methylene chloride	ND	ug/L	1.0	0.15	1		09/25/15 16:53	75-09-2	
4-Methyl-2-pentanone (MIBK)	ND	ug/L	10.0	0.42	1		09/25/15 16:53	108-10-1	
Styrene	ND	ug/L	1.0	0.12	1		09/25/15 16:53	100-42-5	
1,1,2,2-Tetrachloroethane	ND	ug/L	1.0	0.15	1		09/25/15 16:53	79-34-5	
Tetrachloroethene	ND	ug/L	1.0	0.10	1		09/25/15 16:53	127-18-4	
Toluene	ND	ug/L	1.0	0.17	1		09/25/15 16:53	108-88-3	
1,1,1-Trichloroethane	ND	ug/L	1.0	0.11	1		09/25/15 16:53	71-55-6	
1,1,2-Trichloroethane	ND	ug/L	1.0	0.20	1		09/25/15 16:53	79-00-5	
Trichloroethene	**31.1**	ug/L	1.0	0.17	1		09/25/15 16:53	79-01-6	
Vinyl chloride	ND	ug/L	1.0	0.13	1		09/25/15 16:53	75-01-4	
Xylene (Total)	ND	ug/L	3.0	0.42	1		09/25/15 16:53	1330-20-7	
Surrogates									
4-Bromofluorobenzene (S)	107	%	80-120		1		09/25/15 16:53	460-00-4	
1,2-Dichloroethane-d4 (S)	102	%	80-120		1		09/25/15 16:53	17060-07-0	
Toluene-d8 (S)	99	%	80-120		1		09/25/15 16:53	2037-26-5	
Preservation pH	**1.0**		0.10	0.10	1		09/25/15 16:53		

REPORT OF LABORATORY ANALYSIS

This report shall not be reproduced, except in full,
without the written consent of Pace Analytical Services, Inc..

Pace Analytical Services, Inc.
9608 Loiret Blvd.
Lenexa, KS 66219
(913)599-5665

ANALYTICAL RESULTS

Project: Fort Smith, AR
Pace Project No.: 60203213

Sample: TMW-11-GW-091815 **Lab ID: 60203213001** Collected: 09/18/15 10:15 Received: 09/19/15 08:35 Matrix: Water

Parameters	Results	Units	Report Limit	MDL	DF	Prepared	Analyzed	CAS No.	Qual
Iron, Ferric (Calculation)	Analytical Method: SM 3500-Fe B#4								
Iron, Ferric	**5.2**	mg/L	0.20		1		10/01/15 00:00	7439-89-6	
300.0 IC Anions 28 Days	Analytical Method: EPA 300.0								
Chloride	**149**	mg/L	10.0	5.0	10		09/22/15 19:03	16887-00-6	
Sulfate	**3.3**	mg/L	1.0	0.24	1		09/22/15 18:47	14808-79-8	
353.2 Nitrogen, NO2/NO3 unpres	Analytical Method: EPA 353.2								
Nitrogen, Nitrate	ND	mg/L	0.10	0.014	1		09/19/15 14:07		
Nitrogen, Nitrite	ND	mg/L	0.10	0.023	1		09/19/15 14:07		
Nitrogen, NO2 plus NO3	ND	mg/L	0.10	0.014	1		09/19/15 14:07		M1
5310C TOC	Analytical Method: SM 5310C								
Total Organic Carbon	ND	mg/L	1.0	0.46	1		09/28/15 19:30	7440-44-0	
5310C Dissolved Organic Carbon	Analytical Method: SM 5310C								
Dissolved Organic Carbon	ND	mg/L	1.0	0.46	1		09/30/15 13:53	7440-44-0	

This report shall not be reproduced, except in full,
without the written consent of Pace Analytical Services, Inc..

Pace Analytical Services, Inc.
9608 Loiret Blvd.
Lenexa, KS 66219
(913)599-5665

ANALYTICAL RESULTS

Project: Fort Smith, AR
Pace Project No.: 60203213

Sample: TMW-10-GW-091815 **Lab ID: 60203213002** Collected: 09/18/15 12:45 Received: 09/19/15 08:35 Matrix: Water

Parameters	Results	Units	Report Limit	MDL	DF	Prepared	Analyzed	CAS No.	Qual
Alcohol by Direct Inject GCFID	Analytical Method: EPA 8015 - Alcohol								
2-Chloroethanol	ND	ug/L	10000	1980	1		09/23/15 12:22	107-07-3	
6010 MET ICP	Analytical Method: EPA 6010 Preparation Method: EPA 3010								
Iron	**755**	ug/L	50.0	9.0	1	09/23/15 08:50	09/23/15 16:53	7439-89-6	
8260 MSV	Analytical Method: EPA 5030B/8260								
Acetone	ND	ug/L	10.0	1.9	1		09/25/15 17:08	67-64-1	
Benzene	ND	ug/L	1.0	0.060	1		09/25/15 17:08	71-43-2	
Bromodichloromethane	ND	ug/L	1.0	0.19	1		09/25/15 17:08	75-27-4	
Bromoform	ND	ug/L	1.0	0.070	1		09/25/15 17:08	75-25-2	
Bromomethane	ND	ug/L	5.0	0.16	1		09/25/15 17:08	74-83-9	
2-Butanone (MEK)	ND	ug/L	10.0	0.59	1		09/25/15 17:08	78-93-3	
Carbon disulfide	ND	ug/L	5.0	0.12	1		09/25/15 17:08	75-15-0	
Carbon tetrachloride	ND	ug/L	1.0	0.18	1		09/25/15 17:08	56-23-5	
Chlorobenzene	ND	ug/L	1.0	0.21	1		09/25/15 17:08	108-90-7	
Chloroethane	ND	ug/L	1.0	0.15	1		09/25/15 17:08	75-00-3	
Chloroform	ND	ug/L	1.0	0.14	1		10/01/15 00:25	67-66-3	
Chloromethane	ND	ug/L	1.0	0.080	1		09/25/15 17:08	74-87-3	
Dibromochloromethane	ND	ug/L	1.0	0.21	1		09/25/15 17:08	124-48-1	
1,1-Dichloroethane	ND	ug/L	1.0	0.050	1		09/25/15 17:08	75-34-3	
1,2-Dichloroethane	ND	ug/L	1.0	0.12	1		09/25/15 17:08	107-06-2	
1,1-Dichloroethene	**0.26J**	ug/L	1.0	0.20	1		09/25/15 17:08	75-35-4	
cis-1,2-Dichloroethene	**1.9**	ug/L	1.0	0.080	1		09/25/15 17:08	156-59-2	
trans-1,2-Dichloroethene	ND	ug/L	1.0	0.20	1		09/25/15 17:08	156-60-5	
1,2-Dichloropropane	ND	ug/L	1.0	0.16	1		09/25/15 17:08	78-87-5	
cis-1,3-Dichloropropene	ND	ug/L	1.0	0.14	1		09/25/15 17:08	10061-01-5	
trans-1,3-Dichloropropene	ND	ug/L	1.0	0.12	1		09/25/15 17:08	10061-02-6	
Ethylbenzene	ND	ug/L	1.0	0.18	1		09/25/15 17:08	100-41-4	
2-Hexanone	ND	ug/L	10.0	1.2	1		09/25/15 17:08	591-78-6	
Methylene chloride	ND	ug/L	1.0	0.15	1		09/25/15 17:08	75-09-2	
4-Methyl-2-pentanone (MIBK)	ND	ug/L	10.0	0.42	1		09/25/15 17:08	108-10-1	
Styrene	ND	ug/L	1.0	0.12	1		09/25/15 17:08	100-42-5	
1,1,2,2-Tetrachloroethane	ND	ug/L	1.0	0.15	1		09/25/15 17:08	79-34-5	
Tetrachloroethene	ND	ug/L	1.0	0.10	1		09/25/15 17:08	127-18-4	
Toluene	ND	ug/L	1.0	0.17	1		09/25/15 17:08	108-88-3	
1,1,1-Trichloroethane	ND	ug/L	1.0	0.11	1		09/25/15 17:08	71-55-6	
1,1,2-Trichloroethane	ND	ug/L	1.0	0.20	1		09/25/15 17:08	79-00-5	
Trichloroethene	**190**	ug/L	1.0	0.17	1		09/25/15 17:08	79-01-6	
Vinyl chloride	ND	ug/L	1.0	0.13	1		09/25/15 17:08	75-01-4	
Xylene (Total)	ND	ug/L	3.0	0.42	1		09/25/15 17:08	1330-20-7	
Surrogates									
4-Bromofluorobenzene (S)	107	%	80-120		1		09/25/15 17:08	460-00-4	
1,2-Dichloroethane-d4 (S)	103	%	80-120		1		09/25/15 17:08	17060-07-0	
Toluene-d8 (S)	99	%	80-120		1		09/25/15 17:08	2037-26-5	
Preservation pH	**1.0**		0.10	0.10	1		09/25/15 17:08		

REPORT OF LABORATORY ANALYSIS

This report shall not be reproduced, except in full,
without the written consent of Pace Analytical Services, Inc..

Pace Analytical Services, Inc.
9608 Loiret Blvd.
Lenexa, KS 66219
(913)599-5665

ANALYTICAL RESULTS

Project: Fort Smith, AR
Pace Project No.: 60203213

Sample: TMW-10-GW-091815 **Lab ID: 60203213002** Collected: 09/18/15 12:45 Received: 09/19/15 08:35 Matrix: Water

Parameters	Results	Units	Report Limit	MDL	DF	Prepared	Analyzed	CAS No.	Qual
Iron, Ferric (Calculation)	Analytical Method: SM 3500-Fe B#4								
Iron, Ferric	**0.76**	mg/L	0.20		1		10/01/15 00:00	7439-89-6	
300.0 IC Anions 28 Days	Analytical Method: EPA 300.0								
Chloride	**177**	mg/L	10.0	5.0	10		09/22/15 19:34	16887-00-6	
Sulfate	**2.1**	mg/L	1.0	0.24	1		09/22/15 19:18	14808-79-8	
353.2 Nitrogen, NO2/NO3 unpres	Analytical Method: EPA 353.2								
Nitrogen, Nitrate	**0.28**	mg/L	0.10	0.014	1		09/19/15 14:09		
Nitrogen, Nitrite	ND	mg/L	0.10	0.023	1		09/19/15 14:09		
Nitrogen, NO2 plus NO3	**0.28**	mg/L	0.10	0.014	1		09/19/15 14:09		
5310C TOC	Analytical Method: SM 5310C								
Total Organic Carbon	ND	mg/L	1.0	0.46	1		09/28/15 20:09	7440-44-0	
5310C Dissolved Organic Carbon	Analytical Method: SM 5310C								
Dissolved Organic Carbon	ND	mg/L	1.0	0.46	1		09/30/15 14:19	7440-44-0	

REPORT OF LABORATORY ANALYSIS

This report shall not be reproduced, except in full,
without the written consent of Pace Analytical Services, Inc..

Pace Analytical Services, Inc.
9608 Loiret Blvd.
Lenexa, KS 66219
(913)599-5665

ANALYTICAL RESULTS

Project: Fort Smith, AR
Pace Project No.: 60203213

Sample: MW-61R-GW-091815 **Lab ID: 60203213003** Collected: 09/18/15 15:15 Received: 09/19/15 08:35 Matrix: Water

Parameters	Results	Units	Report Limit	MDL	DF	Prepared	Analyzed	CAS No.	Qual
Alcohol by Direct Inject GCFID	Analytical Method: EPA 8015 - Alcohol								
2-Chloroethanol	ND	ug/L	10000	1980	1		09/23/15 12:34	107-07-3	
6010 MET ICP	Analytical Method: EPA 6010 Preparation Method: EPA 3010								
Iron	**4110**	ug/L	50.0	9.0	1	09/23/15 08:50	09/23/15 16:57	7439-89-6	
8260 MSV	Analytical Method: EPA 5030B/8260								
Acetone	ND	ug/L	10.0	1.9	1		09/25/15 17:38	67-64-1	
Benzene	ND	ug/L	1.0	0.060	1		09/25/15 17:38	71-43-2	
Bromodichloromethane	ND	ug/L	1.0	0.19	1		09/25/15 17:38	75-27-4	
Bromoform	ND	ug/L	1.0	0.070	1		09/25/15 17:38	75-25-2	
Bromomethane	ND	ug/L	5.0	0.16	1		09/25/15 17:38	74-83-9	
2-Butanone (MEK)	ND	ug/L	10.0	0.59	1		09/25/15 17:38	78-93-3	
Carbon disulfide	ND	ug/L	5.0	0.12	1		09/25/15 17:38	75-15-0	
Carbon tetrachloride	ND	ug/L	1.0	0.18	1		09/25/15 17:38	56-23-5	
Chlorobenzene	ND	ug/L	1.0	0.21	1		09/25/15 17:38	108-90-7	
Chloroethane	ND	ug/L	1.0	0.15	1		09/25/15 17:38	75-00-3	
Chloroform	**0.18J**	ug/L	1.0	0.14	1		10/01/15 00:40	67-66-3	
Chloromethane	ND	ug/L	1.0	0.080	1		09/25/15 17:38	74-87-3	
Dibromochloromethane	ND	ug/L	1.0	0.21	1		09/25/15 17:38	124-48-1	
1,1-Dichloroethane	ND	ug/L	1.0	0.050	1		09/25/15 17:38	75-34-3	
1,2-Dichloroethane	ND	ug/L	1.0	0.12	1		09/25/15 17:38	107-06-2	
1,1-Dichloroethene	ND	ug/L	1.0	0.20	1		09/25/15 17:38	75-35-4	
cis-1,2-Dichloroethene	ND	ug/L	1.0	0.080	1		09/25/15 17:38	156-59-2	
trans-1,2-Dichloroethene	ND	ug/L	1.0	0.20	1		09/25/15 17:38	156-60-5	
1,2-Dichloropropane	ND	ug/L	1.0	0.16	1		09/25/15 17:38	78-87-5	
cis-1,3-Dichloropropene	ND	ug/L	1.0	0.14	1		09/25/15 17:38	10061-01-5	
trans-1,3-Dichloropropene	ND	ug/L	1.0	0.12	1		09/25/15 17:38	10061-02-6	
Ethylbenzene	ND	ug/L	1.0	0.18	1		09/25/15 17:38	100-41-4	
2-Hexanone	ND	ug/L	10.0	1.2	1		09/25/15 17:38	591-78-6	
Methylene chloride	ND	ug/L	1.0	0.15	1		09/25/15 17:38	75-09-2	
4-Methyl-2-pentanone (MIBK)	ND	ug/L	10.0	0.42	1		09/25/15 17:38	108-10-1	
Styrene	ND	ug/L	1.0	0.12	1		09/25/15 17:38	100-42-5	
1,1,2,2-Tetrachloroethane	ND	ug/L	1.0	0.15	1		09/25/15 17:38	79-34-5	
Tetrachloroethene	ND	ug/L	1.0	0.10	1		09/25/15 17:38	127-18-4	
Toluene	ND	ug/L	1.0	0.17	1		09/25/15 17:38	108-88-3	
1,1,1-Trichloroethane	ND	ug/L	1.0	0.11	1		09/25/15 17:38	71-55-6	
1,1,2-Trichloroethane	ND	ug/L	1.0	0.20	1		09/25/15 17:38	79-00-5	
Trichloroethene	**16.5**	ug/L	1.0	0.17	1		09/25/15 17:38	79-01-6	
Vinyl chloride	ND	ug/L	1.0	0.13	1		09/25/15 17:38	75-01-4	
Xylene (Total)	ND	ug/L	3.0	0.42	1		09/25/15 17:38	1330-20-7	
Surrogates									
4-Bromofluorobenzene (S)	107	%	80-120		1		09/25/15 17:38	460-00-4	
1,2-Dichloroethane-d4 (S)	102	%	80-120		1		09/25/15 17:38	17060-07-0	
Toluene-d8 (S)	100	%	80-120		1		09/25/15 17:38	2037-26-5	
Preservation pH	**1.0**		0.10	0.10	1		09/25/15 17:38		

REPORT OF LABORATORY ANALYSIS

This report shall not be reproduced, except in full,
without the written consent of Pace Analytical Services, Inc..

Pace Analytical Services, Inc.
9608 Loiret Blvd.
Lenexa, KS 66219
(913)599-5665

ANALYTICAL RESULTS

Project: Fort Smith, AR
Pace Project No.: 60203213

Sample: MW-61R-GW-091815 **Lab ID: 60203213003** Collected: 09/18/15 15:15 Received: 09/19/15 08:35 Matrix: Water

Parameters	Results	Units	Report Limit	MDL	DF	Prepared	Analyzed	CAS No.	Qual
Iron, Ferric (Calculation)	Analytical Method: SM 3500-Fe B#4								
Iron, Ferric	**4.1**	mg/L	0.20		1		10/01/15 00:00	7439-89-6	
300.0 IC Anions 28 Days	Analytical Method: EPA 300.0								
Chloride	**108**	mg/L	10.0	5.0	10		09/22/15 20:04	16887-00-6	
Sulfate	**11.0**	mg/L	1.0	0.24	1		09/22/15 19:49	14808-79-8	
353.2 Nitrogen, NO2/NO3 unpres	Analytical Method: EPA 353.2								
Nitrogen, Nitrate	**1.4**	mg/L	0.10	0.014	1		09/19/15 14:16		
Nitrogen, Nitrite	ND	mg/L	0.10	0.023	1		09/19/15 14:16		
Nitrogen, NO2 plus NO3	**1.4**	mg/L	0.10	0.014	1		09/19/15 14:16		
5310C TOC	Analytical Method: SM 5310C								
Total Organic Carbon	ND	mg/L	1.0	0.46	1		09/28/15 20:22	7440-44-0	
5310C Dissolved Organic Carbon	Analytical Method: SM 5310C								
Dissolved Organic Carbon	ND	mg/L	1.0	0.46	1		09/30/15 14:45	7440-44-0	

This report shall not be reproduced, except in full,
without the written consent of Pace Analytical Services, Inc..

Pace Analytical Services, Inc.
9608 Loiret Blvd.
Lenexa, KS 66219
(913)599-5665

ANALYTICAL RESULTS

Project: Fort Smith, AR
Pace Project No.: 60203213

Sample: TRIP BLANK-05-091816 **Lab ID: 60203213004** Collected: 09/18/15 15:15 Received: 09/19/15 08:35 Matrix: Water

Parameters	Results	Units	Report Limit	MDL	DF	Prepared	Analyzed	CAS No.	Qual
8260 MSV	Analytical Method: EPA 5030B/8260								
Acetone	ND	ug/L	10.0	1.9	1		09/25/15 17:53	67-64-1	
Benzene	ND	ug/L	1.0	0.060	1		09/25/15 17:53	71-43-2	
Bromodichloromethane	ND	ug/L	1.0	0.19	1		09/25/15 17:53	75-27-4	
Bromoform	ND	ug/L	1.0	0.070	1		09/25/15 17:53	75-25-2	
Bromomethane	ND	ug/L	5.0	0.16	1		09/25/15 17:53	74-83-9	
2-Butanone (MEK)	ND	ug/L	10.0	0.59	1		09/25/15 17:53	78-93-3	
Carbon disulfide	ND	ug/L	5.0	0.12	1		09/25/15 17:53	75-15-0	
Carbon tetrachloride	ND	ug/L	1.0	0.18	1		09/25/15 17:53	56-23-5	
Chlorobenzene	ND	ug/L	1.0	0.21	1		09/25/15 17:53	108-90-7	
Chloroethane	ND	ug/L	1.0	0.15	1		09/25/15 17:53	75-00-3	
Chloroform	ND	ug/L	1.0	0.14	1		09/30/15 21:18	67-66-3	
Chloromethane	ND	ug/L	1.0	0.080	1		09/25/15 17:53	74-87-3	
Dibromochloromethane	ND	ug/L	1.0	0.21	1		09/25/15 17:53	124-48-1	
1,1-Dichloroethane	ND	ug/L	1.0	0.050	1		09/25/15 17:53	75-34-3	
1,2-Dichloroethane	ND	ug/L	1.0	0.12	1		09/25/15 17:53	107-06-2	
1,1-Dichloroethene	ND	ug/L	1.0	0.20	1		09/25/15 17:53	75-35-4	
cis-1,2-Dichloroethene	ND	ug/L	1.0	0.080	1		09/25/15 17:53	156-59-2	
trans-1,2-Dichloroethene	ND	ug/L	1.0	0.20	1		09/25/15 17:53	156-60-5	
1,2-Dichloropropane	ND	ug/L	1.0	0.16	1		09/25/15 17:53	78-87-5	
cis-1,3-Dichloropropene	ND	ug/L	1.0	0.14	1		09/25/15 17:53	10061-01-5	
trans-1,3-Dichloropropene	ND	ug/L	1.0	0.12	1		09/25/15 17:53	10061-02-6	
Ethylbenzene	ND	ug/L	1.0	0.18	1		09/25/15 17:53	100-41-4	
2-Hexanone	ND	ug/L	10.0	1.2	1		09/25/15 17:53	591-78-6	
Methylene chloride	ND	ug/L	1.0	0.15	1		09/25/15 17:53	75-09-2	
4-Methyl-2-pentanone (MIBK)	ND	ug/L	10.0	0.42	1		09/25/15 17:53	108-10-1	
Styrene	ND	ug/L	1.0	0.12	1		09/25/15 17:53	100-42-5	
1,1,2,2-Tetrachloroethane	ND	ug/L	1.0	0.15	1		09/25/15 17:53	79-34-5	
Tetrachloroethene	ND	ug/L	1.0	0.10	1		09/25/15 17:53	127-18-4	
Toluene	ND	ug/L	1.0	0.17	1		09/25/15 17:53	108-88-3	
1,1,1-Trichloroethane	ND	ug/L	1.0	0.11	1		09/25/15 17:53	71-55-6	
1,1,2-Trichloroethane	ND	ug/L	1.0	0.20	1		09/25/15 17:53	79-00-5	
Trichloroethene	ND	ug/L	1.0	0.17	1		09/25/15 17:53	79-01-6	
Vinyl chloride	ND	ug/L	1.0	0.13	1		09/25/15 17:53	75-01-4	
Xylene (Total)	ND	ug/L	3.0	0.42	1		09/25/15 17:53	1330-20-7	
Surrogates									
4-Bromofluorobenzene (S)	105	%	80-120		1		09/25/15 17:53	460-00-4	
1,2-Dichloroethane-d4 (S)	103	%	80-120		1		09/25/15 17:53	17060-07-0	
Toluene-d8 (S)	100	%	80-120		1		09/25/15 17:53	2037-26-5	
Preservation pH	**1.0**		0.10	0.10	1		09/25/15 17:53		

REPORT OF LABORATORY ANALYSIS

This report shall not be reproduced, except in full,
without the written consent of Pace Analytical Services, Inc..

Pace Analytical Services, Inc.
9608 Loiret Blvd.
Lenexa, KS 66219
(913)599-5665

QUALITY CONTROL DATA

Project: Fort Smith, AR
Pace Project No.: 60203213

QC Batch: GCSV/4375 Analysis Method: EPA 8015 - Alcohol
QC Batch Method: EPA 8015 - Alcohol Analysis Description: Alcohol by Direct Inject GCFID
Associated Lab Samples: 60203213001, 60203213002, 60203213003

METHOD BLANK: 165964 Matrix: Water
Associated Lab Samples:

Parameter	Units	Blank Result	Reporting Limit	Analyzed	Qualifiers
2-Chloroethanol	ug/L	ND	10000	09/23/15 10:55	

LABORATORY CONTROL SAMPLE: 165965

Parameter	Units	Spike Conc.	LCS Result	LCS % Rec	% Rec Limits	Qualifiers
2-Chloroethanol	ug/L	100000	99800	100	40-140	

MATRIX SPIKE & MATRIX SPIKE DUPLICATE: 165966 165967

Parameter	Units	60203213001 Result	MS Spike Conc.	MSD Spike Conc.	MS Result	MSD Result	MS % Rec	MSD % Rec	% Rec Limits	RPD	Max RPD	Qual
2-Chloroethanol	ug/L	ND	100000	100000	110000	108000	110	108	40-140	2	40	

Results presented on this page are in the units indicated by the "Units" column except where an alternate unit is presented to the right of the result.

REPORT OF LABORATORY ANALYSIS

This report shall not be reproduced, except in full,
without the written consent of Pace Analytical Services, Inc..

Pace Analytical Services, Inc.
9608 Loiret Blvd.
Lenexa, KS 66219
(913)599-5665

QUALITY CONTROL DATA

Project: Fort Smith, AR
Pace Project No.: 60203213

QC Batch: MPRP/33245 Analysis Method: EPA 6010
QC Batch Method: EPA 3010 Analysis Description: 6010 MET
Associated Lab Samples: 60203213001, 60203213002, 60203213003

METHOD BLANK: 1636969 Matrix: Water
Associated Lab Samples: 60203213001, 60203213002, 60203213003

Parameter	Units	Blank Result	Reporting Limit	Analyzed	Qualifiers
Iron	ug/L	ND	50.0	09/23/15 15:19	

LABORATORY CONTROL SAMPLE: 1636970

Parameter	Units	Spike Conc.	LCS Result	LCS % Rec	% Rec Limits	Qualifiers
Iron	ug/L	10000	10100	101	80-120	

MATRIX SPIKE & MATRIX SPIKE DUPLICATE: 1636971 1636972

Parameter	Units	60202871001 Result	MS Spike Conc.	MSD Spike Conc.	MS Result	MSD Result	MS % Rec	MSD % Rec	% Rec Limits	RPD	Max RPD	Qual
Iron	ug/L	ND	10000	10000	10100	10100	101	101	75-125	0	20	

Results presented on this page are in the units indicated by the "Units" column except where an alternate unit is presented to the right of the result.

REPORT OF LABORATORY ANALYSIS

This report shall not be reproduced, except in full,
without the written consent of Pace Analytical Services, Inc..

Pace Analytical Services, Inc.
9608 Loiret Blvd.
Lenexa, KS 66219
(913)599-5665

QUALITY CONTROL DATA

Project: Fort Smith, AR
Pace Project No.: 60203213

QC Batch: MSV/71916 Analysis Method: EPA 5030B/8260
QC Batch Method: EPA 5030B/8260 Analysis Description: 8260 MSV Water 10 mL Purge
Associated Lab Samples: 60203213001, 60203213002, 60203213003, 60203213004

METHOD BLANK: 1639669 Matrix: Water
Associated Lab Samples: 60203213001, 60203213002, 60203213003, 60203213004

Parameter	Units	Blank Result	Reporting Limit	Analyzed	Qualifiers
1,1,1-Trichloroethane	ug/L	ND	1.0	09/25/15 13:53	
1,1,2,2-Tetrachloroethane	ug/L	ND	1.0	09/25/15 13:53	
1,1,2-Trichloroethane	ug/L	ND	1.0	09/25/15 13:53	
1,1-Dichloroethane	ug/L	ND	1.0	09/25/15 13:53	
1,1-Dichloroethene	ug/L	ND	1.0	09/25/15 13:53	
1,2-Dichloroethane	ug/L	ND	1.0	09/25/15 13:53	
1,2-Dichloropropane	ug/L	ND	1.0	09/25/15 13:53	
2-Butanone (MEK)	ug/L	ND	10.0	09/25/15 13:53	
2-Hexanone	ug/L	ND	10.0	09/25/15 13:53	
4-Methyl-2-pentanone (MIBK)	ug/L	ND	10.0	09/25/15 13:53	
Acetone	ug/L	ND	10.0	09/25/15 13:53	
Benzene	ug/L	ND	1.0	09/25/15 13:53	
Bromodichloromethane	ug/L	ND	1.0	09/25/15 13:53	
Bromoform	ug/L	ND	1.0	09/25/15 13:53	
Bromomethane	ug/L	ND	5.0	09/25/15 13:53	
Carbon disulfide	ug/L	ND	5.0	09/25/15 13:53	
Carbon tetrachloride	ug/L	ND	1.0	09/25/15 13:53	
Chlorobenzene	ug/L	ND	1.0	09/25/15 13:53	
Chloroethane	ug/L	ND	1.0	09/25/15 13:53	
Chloromethane	ug/L	ND	1.0	09/25/15 13:53	
cis-1,2-Dichloroethene	ug/L	ND	1.0	09/25/15 13:53	
cis-1,3-Dichloropropene	ug/L	ND	1.0	09/25/15 13:53	
Dibromochloromethane	ug/L	ND	1.0	09/25/15 13:53	
Ethylbenzene	ug/L	ND	1.0	09/25/15 13:53	
Methylene chloride	ug/L	ND	1.0	09/25/15 13:53	
Styrene	ug/L	ND	1.0	09/25/15 13:53	
Tetrachloroethene	ug/L	ND	1.0	09/25/15 13:53	
Toluene	ug/L	ND	1.0	09/25/15 13:53	
trans-1,2-Dichloroethene	ug/L	ND	1.0	09/25/15 13:53	
trans-1,3-Dichloropropene	ug/L	ND	1.0	09/25/15 13:53	
Trichloroethene	ug/L	ND	1.0	09/25/15 13:53	
Vinyl chloride	ug/L	ND	1.0	09/25/15 13:53	
Xylene (Total)	ug/L	ND	3.0	09/25/15 13:53	
1,2-Dichloroethane-d4 (S)	%	101	80-120	09/25/15 13:53	
4-Bromofluorobenzene (S)	%	107	80-120	09/25/15 13:53	
Toluene-d8 (S)	%	100	80-120	09/25/15 13:53	

Results presented on this page are in the units indicated by the "Units" column except where an alternate unit is presented to the right of the result.

REPORT OF LABORATORY ANALYSIS

This report shall not be reproduced, except in full,
without the written consent of Pace Analytical Services, Inc..

Pace Analytical Services, Inc.
9608 Loiret Blvd.
Lenexa, KS 66219
(913)599-5665

QUALITY CONTROL DATA

Project: Fort Smith, AR
Pace Project No.: 60203213

LABORATORY CONTROL SAMPLE: 1639670

Parameter	Units	Spike Conc.	LCS Result	LCS % Rec	% Rec Limits	Qualifiers
1,1,1-Trichloroethane	ug/L	20	18.4	92	80-120	
1,1,2,2-Tetrachloroethane	ug/L	20	20.5	102	73-121	
1,1,2-Trichloroethane	ug/L	20	18.7	94	80-120	
1,1-Dichloroethane	ug/L	20	19.8	99	80-120	
1,1-Dichloroethene	ug/L	20	17.4	87	80-120	
1,2-Dichloroethane	ug/L	20	20.0	100	81-120	
1,2-Dichloropropane	ug/L	20	19.4	97	80-120	
2-Butanone (MEK)	ug/L	100	110	110	67-122	
2-Hexanone	ug/L	100	112	112	75-121	
4-Methyl-2-pentanone (MIBK)	ug/L	100	109	109	76-120	
Acetone	ug/L	100	112	112	72-120	
Benzene	ug/L	20	20.8	104	80-120	
Bromodichloromethane	ug/L	20	18.4	92	80-120	
Bromoform	ug/L	20	15.6	78	73-138	
Bromomethane	ug/L	20	16.2	81	38-137	
Carbon disulfide	ug/L	20	21.5	108	71-129	
Carbon tetrachloride	ug/L	20	17.4	87	67-146	
Chlorobenzene	ug/L	20	19.5	97	80-120	
Chloroethane	ug/L	20	18.9	94	76-120	
Chloromethane	ug/L	20	18.5	93	34-165	
cis-1,2-Dichloroethene	ug/L	20	19.4	97	80-120	
cis-1,3-Dichloropropene	ug/L	20	19.1	96	80-120	
Dibromochloromethane	ug/L	20	17.9	90	80-126	
Ethylbenzene	ug/L	20	19.6	98	80-120	
Methylene chloride	ug/L	20	19.6	98	80-120	
Styrene	ug/L	20	20.2	101	80-123	
Tetrachloroethene	ug/L	20	18.5	92	80-123	
Toluene	ug/L	20	19.2	96	80-120	
trans-1,2-Dichloroethene	ug/L	20	18.9	95	80-120	
trans-1,3-Dichloropropene	ug/L	20	19.5	98	80-129	
Trichloroethene	ug/L	20	18.2	91	80-120	
Vinyl chloride	ug/L	20	21.0	105	62-125	
Xylene (Total)	ug/L	60	58.7	98	80-120	
1,2-Dichloroethane-d4 (S)	%			101	80-120	
4-Bromofluorobenzene (S)	%			103	80-120	
Toluene-d8 (S)	%			99	80-120	

MATRIX SPIKE & MATRIX SPIKE DUPLICATE: 1639671 1639672

Parameter	Units	60203090006 Result	MS Spike Conc.	MSD Spike Conc.	MS Result	MSD Result	MS % Rec	MSD % Rec	% Rec Limits	RPD	Max RPD	Qual
1,1,1-Trichloroethane	ug/L	ND	500	500	508	494	102	99	88-124	3	9	
1,1,2,2-Tetrachloroethane	ug/L	ND	500	500	924	905	185	181	78-116	2	13	M1
1,1,2-Trichloroethane	ug/L	ND	500	500	589	607	118	121	84-112	3	10	M1
1,1-Dichloroethane	ug/L	ND	500	500	545	528	109	106	82-121	3	9	

Results presented on this page are in the units indicated by the "Units" column except where an alternate unit is presented to the right of the result.

REPORT OF LABORATORY ANALYSIS

This report shall not be reproduced, except in full,
without the written consent of Pace Analytical Services, Inc..

Pace Analytical Services, Inc.
9608 Loiret Blvd.
Lenexa, KS 66219
(913)599-5665

QUALITY CONTROL DATA

Project: Fort Smith, AR
Pace Project No.: 60203213

MATRIX SPIKE & MATRIX SPIKE DUPLICATE: 1639671 1639672

Parameter	Units	60203090006 Result	MS Spike Conc.	MSD Spike Conc.	MS Result	MSD Result	MS % Rec	MSD % Rec	% Rec Limits	RPD	Max RPD	Qual
1,1-Dichloroethene	ug/L	ND	500	500	465	448	93	90	78-124	4	12	
1,2-Dichloroethane	ug/L	ND	500	500	629	628	126	126	79-121	0	12	M1
1,2-Dichloropropane	ug/L	ND	500	500	565	554	113	111	82-119	2	10	
2-Butanone (MEK)	ug/L	ND	2500	2500	2130	2310	76	83	66-114	8	13	
2-Hexanone	ug/L	ND	2500	2500	2090	2340	84	94	71-116	11	13	
4-Methyl-2-pentanone (MIBK)	ug/L	ND	2500	2500	2810	3050	113	122	72-122	8	12	
Acetone	ug/L	1230	2500	2500	2270	2430	41	48	65-113	7	27	M1
Benzene	ug/L	2920	500	500	3470	3390	109	93	46-155	2	13	
Bromodichloromethane	ug/L	ND	500	500	503	498	101	100	77-127	1	10	
Bromoform	ug/L	ND	500	500	389	415	78	83	70-125	6	11	
Bromomethane	ug/L	ND	500	500	416	410	83	82	41-140	1	30	
Carbon disulfide	ug/L	ND	500	500	560	532	111	105	68-140	5	10	
Carbon tetrachloride	ug/L	ND	500	500	491	474	98	95	68-147	4	11	
Chlorobenzene	ug/L	ND	500	500	512	507	102	101	83-121	1	9	
Chloroethane	ug/L	ND	500	500	961	928	192	186	69-126	3	19	M1
Chloromethane	ug/L	ND	500	500	509	477	102	95	23-168	7	49	
cis-1,2-Dichloroethene	ug/L	ND	500	500	542	526	108	105	85-117	3	10	
cis-1,3-Dichloropropene	ug/L	ND	500	500	510	512	102	102	74-115	0	12	
Dibromochloromethane	ug/L	ND	500	500	465	476	93	95	65-134	2	11	
Ethylbenzene	ug/L	601	500	500	955	939	71	68	51-148	2	14	
Methylene chloride	ug/L	ND	500	500	530	520	104	102	75-118	2	11	
Styrene	ug/L	ND	500	500	577	573	115	115	17-174	1	10	
Tetrachloroethene	ug/L	ND	500	500	490	483	98	97	78-127	2	9	
Toluene	ug/L	3760	500	500	3710	3650	-9	-22	47-149	2	16	M1
trans-1,2-Dichloroethene	ug/L	ND	500	500	524	502	105	100	84-119	4	12	
trans-1,3-Dichloropropene	ug/L	ND	500	500	489	511	98	102	71-120	4	10	
Trichloroethene	ug/L	ND	500	500	518	497	104	99	70-135	4	10	
Vinyl chloride	ug/L	ND	500	500	574	534	115	107	58-130	7	11	
Xylene (Total)	ug/L	5160	1500	1500	5170	5060	0	-7	39-158	2	15	MS
1,2-Dichloroethane-d4 (S)	%						100	102	80-120			
4-Bromofluorobenzene (S)	%						102	103	80-120			
Toluene-d8 (S)	%						98	99	80-120			
Preservation pH		1.0			1.0	1.0				0		

Results presented on this page are in the units indicated by the "Units" column except where an alternate unit is presented to the right of the result.

REPORT OF LABORATORY ANALYSIS

This report shall not be reproduced, except in full,
without the written consent of Pace Analytical Services, Inc..

Pace Analytical Services, Inc.
9608 Loiret Blvd.
Lenexa, KS 66219
(913)599-5665

QUALITY CONTROL DATA

Project: Fort Smith, AR
Pace Project No.: 60203213

QC Batch: MSV/71987 Analysis Method: EPA 5030B/8260
QC Batch Method: EPA 5030B/8260 Analysis Description: 8260 MSV Water 10 mL Purge
Associated Lab Samples: 60203213001, 60203213002, 60203213003, 60203213004

METHOD BLANK: 1641721 Matrix: Water
Associated Lab Samples: 60203213001, 60203213002, 60203213003, 60203213004

Parameter	Units	Blank Result	Reporting Limit	Analyzed	Qualifiers
Chloroform	ug/L	ND	1.0	09/30/15 20:35	
1,2-Dichloroethane-d4 (S)	%	108	80-120	09/30/15 20:35	
4-Bromofluorobenzene (S)	%	101	80-120	09/30/15 20:35	
Toluene-d8 (S)	%	94	80-120	09/30/15 20:35	

LABORATORY CONTROL SAMPLE: 1641722

Parameter	Units	Spike Conc.	LCS Result	LCS % Rec	% Rec Limits	Qualifiers
Chloroform	ug/L	20	19.5	97	80-120	
1,2-Dichloroethane-d4 (S)	%			107	80-120	
4-Bromofluorobenzene (S)	%			97	80-120	
Toluene-d8 (S)	%			95	80-120	

Results presented on this page are in the units indicated by the "Units" column except where an alternate unit is presented to the right of the result.

REPORT OF LABORATORY ANALYSIS

This report shall not be reproduced, except in full,
without the written consent of Pace Analytical Services, Inc..

Pace Analytical Services, Inc.
9608 Loiret Blvd.
Lenexa, KS 66219
(913)599-5665

QUALITY CONTROL DATA

Project: Fort Smith, AR
Pace Project No.: 60203213

QC Batch: WETA/36017 Analysis Method: EPA 300.0
QC Batch Method: EPA 300.0 Analysis Description: 300.0 IC Anions
Associated Lab Samples: 60203213001, 60203213002, 60203213003

METHOD BLANK: 1636710 Matrix: Water
Associated Lab Samples: 60203213001, 60203213002, 60203213003

Parameter	Units	Blank Result	Reporting Limit	Analyzed	Qualifiers
Chloride	mg/L	ND	1.0	09/22/15 09:08	
Sulfate	mg/L	ND	1.0	09/22/15 09:08	

LABORATORY CONTROL SAMPLE: 1636711

Parameter	Units	Spike Conc.	LCS Result	LCS % Rec	% Rec Limits	Qualifiers
Chloride	mg/L	5	4.9	97	90-110	
Sulfate	mg/L	5	5.2	105	90-110	

MATRIX SPIKE SAMPLE: 1636712

Parameter	Units	60203174001 Result	Spike Conc.	MS Result	MS % Rec	% Rec Limits	Qualifiers
Chloride	mg/L	83.7	50	132	97	80-120	
Sulfate	mg/L	69.8	50	117	94	80-120	

MATRIX SPIKE SAMPLE: 1636713

Parameter	Units	60203230001 Result	Spike Conc.	MS Result	MS % Rec	% Rec Limits	Qualifiers
Chloride	mg/L	2400	1000	3340	93	80-120	
Sulfate	mg/L	ND	1000	1140	96	80-120	

Results presented on this page are in the units indicated by the "Units" column except where an alternate unit is presented to the right of the result.

REPORT OF LABORATORY ANALYSIS

This report shall not be reproduced, except in full,
without the written consent of Pace Analytical Services, Inc..

Pace Analytical Services, Inc.
9608 Loiret Blvd.
Lenexa, KS 66219
(913)599-5665

QUALITY CONTROL DATA

Project: Fort Smith, AR
Pace Project No.: 60203213

QC Batch: WETA/35988 Analysis Method: EPA 353.2
QC Batch Method: EPA 353.2 Analysis Description: 353.2 Nitrate + Nitrite, Unpres.
Associated Lab Samples: 60203213001, 60203213002, 60203213003

METHOD BLANK: 1636264 Matrix: Water
Associated Lab Samples: 60203213001, 60203213002, 60203213003

Parameter	Units	Blank Result	Reporting Limit	Analyzed	Qualifiers
Nitrogen, Nitrate	mg/L	ND	0.10	09/19/15 14:04	
Nitrogen, Nitrite	mg/L	ND	0.10	09/19/15 14:04	
Nitrogen, NO2 plus NO3	mg/L	ND	0.10	09/19/15 14:04	

LABORATORY CONTROL SAMPLE: 1636265

Parameter	Units	Spike Conc.	LCS Result	LCS % Rec	% Rec Limits	Qualifiers
Nitrogen, Nitrate	mg/L	1.6	1.7	107	85-115	
Nitrogen, Nitrite	mg/L	.4	0.37	94	90-110	
Nitrogen, NO2 plus NO3	mg/L	2	2.1	103	90-110	

MATRIX SPIKE SAMPLE: 1636268

Parameter	Units	60203213001 Result	Spike Conc.	MS Result	MS % Rec	% Rec Limits	Qualifiers
Nitrogen, Nitrate	mg/L	ND	1.6	1.9	115	85-115	
Nitrogen, Nitrite	mg/L	ND	.4	0.40	101	90-110	
Nitrogen, NO2 plus NO3	mg/L	ND	2	2.3	112	90-110	M1

SAMPLE DUPLICATE: 1636269

Parameter	Units	60203213002 Result	Dup Result	RPD	Max RPD	Qualifiers
Nitrogen, Nitrate	mg/L	0.28	0.28	0	20	
Nitrogen, Nitrite	mg/L	ND	ND		20	
Nitrogen, NO2 plus NO3	mg/L	0.28	0.28	0	20	

Results presented on this page are in the units indicated by the "Units" column except where an alternate unit is presented to the right of the result.

REPORT OF LABORATORY ANALYSIS

This report shall not be reproduced, except in full,
without the written consent of Pace Analytical Services, Inc..

Pace Analytical Services, Inc.
9608 Loiret Blvd.
Lenexa, KS 66219
(913)599-5665

QUALITY CONTROL DATA

Project: Fort Smith, AR
Pace Project No.: 60203213

QC Batch: WETA/36104 Analysis Method: SM 5310C
QC Batch Method: SM 5310C Analysis Description: 5310C Total Organic Carbon
Associated Lab Samples: 60203213001, 60203213002, 60203213003

METHOD BLANK: 1640611 Matrix: Water
Associated Lab Samples: 60203213001, 60203213002, 60203213003

Parameter	Units	Blank Result	Reporting Limit	Analyzed	Qualifiers
Total Organic Carbon	mg/L	ND	1.0	09/28/15 17:33	

LABORATORY CONTROL SAMPLE: 1640612

Parameter	Units	Spike Conc.	LCS Result	LCS % Rec	% Rec Limits	Qualifiers
Total Organic Carbon	mg/L	5	5.3	106	80-120	

MATRIX SPIKE SAMPLE: 1640613

Parameter	Units	60203125003 Result	Spike Conc.	MS Result	MS % Rec	% Rec Limits	Qualifiers
Total Organic Carbon	mg/L	4.4	5	6.2	35	80-120	M1

SAMPLE DUPLICATE: 1640614

Parameter	Units	60203125004 Result	Dup Result	RPD	Max RPD	Qualifiers
Total Organic Carbon	mg/L	1.3	1.0	20	25	

Results presented on this page are in the units indicated by the "Units" column except where an alternate unit is presented to the right of the result.

REPORT OF LABORATORY ANALYSIS

This report shall not be reproduced, except in full,
without the written consent of Pace Analytical Services, Inc..

Pace Analytical Services, Inc.
9608 Loiret Blvd.
Lenexa, KS 66219
(913)599-5665

QUALITY CONTROL DATA

Project: Fort Smith, AR
Pace Project No.: 60203213

QC Batch: WETA/36151 Analysis Method: SM 5310C
QC Batch Method: SM 5310C Analysis Description: 5310C Dissolved Organic Carbon
Associated Lab Samples: 60203213001, 60203213002, 60203213003

METHOD BLANK: 1641801 Matrix: Water
Associated Lab Samples: 60203213001, 60203213002, 60203213003

Parameter	Units	Blank Result	Reporting Limit	Analyzed	Qualifiers
Dissolved Organic Carbon	mg/L	ND	1.0	09/30/15 13:27	

LABORATORY CONTROL SAMPLE: 1641802

Parameter	Units	Spike Conc.	LCS Result	LCS % Rec	% Rec Limits	Qualifiers
Dissolved Organic Carbon	mg/L	5	5.4	109	80-120	

MATRIX SPIKE SAMPLE: 1641803

Parameter	Units	60203213001 Result	Spike Conc.	MS Result	MS % Rec	% Rec Limits	Qualifiers
Dissolved Organic Carbon	mg/L	ND	5	4.7	86	80-120	

SAMPLE DUPLICATE: 1641804

Parameter	Units	60203213002 Result	Dup Result	RPD	Max RPD	Qualifiers
Dissolved Organic Carbon	mg/L	ND	ND		25	

Results presented on this page are in the units indicated by the "Units" column except where an alternate unit is presented to the right of the result.

REPORT OF LABORATORY ANALYSIS

This report shall not be reproduced, except in full,
without the written consent of Pace Analytical Services, Inc..

Pace Analytical Services, Inc.
9608 Loiret Blvd.
Lenexa, KS 66219
(913)599-5665

QUALIFIERS

Project: Fort Smith, AR
Pace Project No.: 60203213

DEFINITIONS

DF - Dilution Factor, if reported, represents the factor applied to the reported data due to dilution of the sample aliquot.

ND - Not Detected at or above adjusted reporting limit.

J - Estimated concentration above the adjusted method detection limit and below the adjusted reporting limit.

MDL - Adjusted Method Detection Limit.

PQL - Practical Quantitation Limit.

RL - Reporting Limit.

S - Surrogate

1,2-Diphenylhydrazine decomposes to and cannot be separated from Azobenzene using Method 8270. The result for each analyte is a combined concentration.

Consistent with EPA guidelines, unrounded data are displayed and have been used to calculate % recovery and RPD values.

LCS(D) - Laboratory Control Sample (Duplicate)

MS(D) - Matrix Spike (Duplicate)

DUP - Sample Duplicate

RPD - Relative Percent Difference

NC - Not Calculable.

SG - Silica Gel - Clean-Up

U - Indicates the compound was analyzed for, but not detected.

N-Nitrosodiphenylamine decomposes and cannot be separated from Diphenylamine using Method 8270. The result reported for each analyte is a combined concentration.

Pace Analytical is TNI accredited. Contact your Pace PM for the current list of accredited analytes.

TNI - The NELAC Institute.

LABORATORIES

PASI-D	Pace Analytical Services - Dallas
PASI-K	Pace Analytical Services - Kansas City

BATCH QUALIFIERS

Batch: MSV/71987

[M5]	A matrix spike/matrix spike duplicate was not performed for this batch due to insufficient sample volume.

ANALYTE QUALIFIERS

M1	Matrix spike recovery exceeded QC limits. Batch accepted based on laboratory control sample (LCS) recovery.
MS	Analyte recovery in the matrix spike was outside QC limits for one or more of the constituent analytes used in the calculated result.

This report shall not be reproduced, except in full,
without the written consent of Pace Analytical Services, Inc..

Pace Analytical Services, Inc.
9608 Loiret Blvd.
Lenexa, KS 66219
(913)599-5665

QUALITY CONTROL DATA CROSS REFERENCE TABLE

Project: Fort Smith, AR
Pace Project No.: 60203213

Lab ID	Sample ID	QC Batch Method	QC Batch	Analytical Method	Analytical Batch
60203213001	**TMW-11-GW-091815**	EPA 8015 - Alcohol	GCSV/4375		
60203213002	**TMW-10-GW-091815**	EPA 8015 - Alcohol	GCSV/4375		
60203213003	**MW-61R-GW-091815**	EPA 8015 - Alcohol	GCSV/4375		
60203213001	**TMW-11-GW-091815**	EPA 3010	MPRP/33245	EPA 6010	ICP/24519
60203213002	**TMW-10-GW-091815**	EPA 3010	MPRP/33245	EPA 6010	ICP/24519
60203213003	**MW-61R-GW-091815**	EPA 3010	MPRP/33245	EPA 6010	ICP/24519
60203213001	**TMW-11-GW-091815**	EPA 5030B/8260	MSV/71916		
60203213001	**TMW-11-GW-091815**	EPA 5030B/8260	MSV/71987		
60203213002	**TMW-10-GW-091815**	EPA 5030B/8260	MSV/71916		
60203213002	**TMW-10-GW-091815**	EPA 5030B/8260	MSV/71987		
60203213003	**MW-61R-GW-091815**	EPA 5030B/8260	MSV/71916		
60203213003	**MW-61R-GW-091815**	EPA 5030B/8260	MSV/71987		
60203213004	**TRIP BLANK-05-091816**	EPA 5030B/8260	MSV/71916		
60203213004	**TRIP BLANK-05-091816**	EPA 5030B/8260	MSV/71987		
60203213001	**TMW-11-GW-091815**	SM 3500-Fe B#4	WET/57539		
60203213002	**TMW-10-GW-091815**	SM 3500-Fe B#4	WET/57539		
60203213003	**MW-61R-GW-091815**	SM 3500-Fe B#4	WET/57539		
60203213001	**TMW-11-GW-091815**	EPA 300.0	WETA/36017		
60203213002	**TMW-10-GW-091815**	EPA 300.0	WETA/36017		
60203213003	**MW-61R-GW-091815**	EPA 300.0	WETA/36017		
60203213001	**TMW-11-GW-091815**	EPA 353.2	WETA/35988		
60203213002	**TMW-10-GW-091815**	EPA 353.2	WETA/35988		
60203213003	**MW-61R-GW-091815**	EPA 353.2	WETA/35988		
60203213001	**TMW-11-GW-091815**	SM 5310C	WETA/36104		
60203213002	**TMW-10-GW-091815**	SM 5310C	WETA/36104		
60203213003	**MW-61R-GW-091815**	SM 5310C	WETA/36104		
60203213001	**TMW-11-GW-091815**	SM 5310C	WETA/36151		
60203213002	**TMW-10-GW-091815**	SM 5310C	WETA/36151		
60203213003	**MW-61R-GW-091815**	SM 5310C	WETA/36151		

This report shall not be reproduced, except in full,
without the written consent of Pace Analytical Services, Inc..

Pace Analytical
www.pacelabs.com

Sample Condition Upon Receipt

WO# : 60203213

60203213

Client Name: Environ

Optional
Proj Due Date:
Proj Name:

Courier: FedEx ☒ UPS ☐ VIA ☐ Clay ☐ PEX ☐ ECI ☐ Pace ☐ Other ☐ Client ☐

Tracking #: 8047 3340 7195 Pace Shipping Label Used? Yes ☐ No ☐

Custody Seal on Cooler/Box Present: Yes ☒ No ☐ Seals intact: Yes ☒ No ☐

Packing Material: Bubble Wrap ☐ Bubble Bags ☒ Foam ☒ None ☐ Other ☐

Thermometer Used: CF +0.6 T-239 / CF +0.6 T-262 **Type of Ice:** (Wet) Blue None ☐ Samples received on ice, cooling process has begun.
(circle one)

Cooler Temperature: 4.7

Date and initials of person examining contents: JB 4/14

Temperature should be above freezing to 6°C

Chain of Custody present:	☒Yes ☐No ☐N/A	1.
Chain of Custody filled out:	☒Yes ☐No ☐N/A	2.
Chain of Custody relinquished:	☒Yes ☐No ☐N/A	3.
Sampler name & signature on COC:	☒Yes ☐No ☐N/A	4.
Samples arrived within holding time:	☒Yes ☐No ☐N/A	5.
Short Hold Time analyses (<72hr):	☒Yes ☐No ☐N/A	6. No, No
Rush Turn Around Time requested:	☐Yes ☒No ☐N/A	7.
Sufficient volume:	☒Yes ☐No ☐N/A	8.
Correct containers used:	☒Yes ☐No ☐N/A	
Pace containers used:	☒Yes ☐No ☐N/A	9.
Containers intact:	☒Yes ☐No ☐N/A	10.
Unpreserved 5035A soils frozen w/in 48hrs?	☐Yes ☐No ☒N/A	11.
Filtered volume received for dissolved tests?	☐Yes ☐No ☒N/A	12.
Sample labels match COC:	☒Yes ☐No ☐N/A	
Includes date/time/ID/analyses Matrix: WT		13.
All containers needing preservation have been checked.	☒Yes ☐No ☐N/A	
All containers needing preservation are found to be in compliance with EPA recommendation.	☒Yes ☐No ☐N/A	14.
Exceptions: VOA, Coliform, O&G, WI-DRO (water)	☐Yes ☐No	Initial when completed / Lot # of added preservative
Trip Blank present:	☒Yes ☐No ☐N/A	
Pace Trip Blank lot # (if purchased): Covered		15.
Headspace in VOA vials (>6mm):	☐Yes ☒No ☐N/A	16.
Project sampled in USDA Regulated Area:	☐Yes ☐No ☒N/A	17. List State:
Additional labels attached to 5035A vials in the field?	☐Yes ☐No ☒N/A	18.

Client Notification/ Resolution: Copy COC to Client? Y / (N) Field Data Required? Y / (N)

Person Contacted: _____ Date/Time: _____

Comments/ Resolution: _____

Project Manager Review: CMC Date: 04/21/15

CHAIN-OF-CUSTODY / Analytical Request Document

The Chain-of-Custody is a LEGAL DOCUMENT. All relevant fields must be completed accurately.

Page: 1 of 1

Section A Required Client Information:

Company:	Environ
Address:	7500 College Blvd., Ste. 925
	Overland Park, KS 66210
Email To:	wstonestreet@environcorp.com
Phone: 913-553-5926	Fax:
Requested Due Date/TAT:	Standar

Section B Required Project Information:

Report To:	Wendy Stonestreet
Copy To:	Tammy Gleason
Purchase Order No.:	NA
Project Name:	Fort Smith, AR
Project Number:	

Section C Invoice Information:

Attention:	Tammy Gleason
Company Name:	Environ
Address:	250 Monroe Ave. NW Grand Rapids
Pace Quote Reference:	Michigan, 49503
Pace Project Manager:	Colleen Clyne
Pace Profile #:	7444, line 1

REGULATORY AGENCY

☐ NPDES ☐ GROUND WATER ☐ DRINKING WATER
☐ UST ☐ RCRA ☑ OTHER ADEQ

Site Location STATE: AR

Section D Required Client Information

SAMPLE ID (A-Z, 0-9 / ,-) Sample IDs MUST BE UNIQUE

Valid Matrix Codes

MATRIX	CODE
DRINKING WATER	DW
WATER	WT
WASTE WATER	WW
PRODUCT	P
SOIL/SOLID	SL
OIL	OL
WIPE	WP
AIR	AR
OTHER	OT
TISSUE	TS

Requested Analysis Filtered (Y/N)

ITEM #	SAMPLE ID	MATRIX CODE (see valid codes to left)	SAMPLE TYPE (G=GRAB C=COMP)	COLLECTED COMPOSITE START DATE	COMPOSITE START TIME	COMPOSITE END/GRAB DATE	COMPOSITE END/GRAB TIME	SAMPLE TEMP AT COLLECTION	# OF CONTAINERS	Preservatives: Unpreserved	H_2SO_4	HNO_3	HCl	NaOH	$Na_2S_2O_3$	Methanol	Other	Analysis Test Y/N: 8260 VOCs	Alkalinity	TOC & DOC	Chloride, Sulfate	8015 Chloroethanol (Pace Dallas)	6010-Iron/Mn	Ferric Iron calc. (send field Ferrous)	Ammonia	Nitrate+Nitrite	Total Phosphate (Pace Dallas)	Sulfide	CO2 Calc (Alkalinity +pH)	Residual Chlorine (Y/N)	Pace Project No./ Lab I.D. 60209213
1	Tmw-11-GW-091815	WT	G			9/18/15	10:15		13									X		X	X	X		X		X			(2)	AG	TS BDS2 DI3N DI3S (3)DOAH (3)DOAH-TV
2	Tmw-10-GW-091815	WT	G			9/18/15	12:45		13									↓		↓	↓	↓		↓		↓					↓
3	MW-61R-GW-091815	WT	G			9/18/15	15:15		13									↓		↓	↓	↓		↓		↓					↓
4	Trip Blank-05-091815	WT							2									X													(2)DOAH-TV
5																															
6																															
7																															
8																															
9																															
10																															
11																															
12																															

ADDITIONAL COMMENTS	RELINQUISHED BY / AFFILIATION	DATE	TIME	ACCEPTED BY / AFFILIATION	DATE	TIME	SAMPLE CONDITIONS: Temp in °C	Received on Ice (Y/N)	Custody Sealed Cooler (Y/N)	Samples Intact (Y/N)
~~Level IV data package required~~	Lucy Cross / ENVIRON	9/18/15	6:00		9/19	0935	4.7 / 5.2	Y / Y	Y / Y	Y / Y
DOC filtered in field										
Please confirm list of analyses w/ Tammy Gleason										

SAMPLER NAME AND SIGNATURE

PRINT Name of SAMPLER: Lucy Cross

SIGNATURE of SAMPLER: Lucy Cross DATE Signed (MM/DD/YY): 9/18/15

*Important Note: By signing this form you are accepting Pace's NET 30 day payment terms and agreeing to late charges of 1.5% per month for any invoices not paid within 30 days.

Pace Analytical Services, Inc.
9608 Loiret Blvd.
Lenexa, KS 66219
(913)599-5665

November 06, 2015

Wendy Stonestreet
Environ International Corporation
7500 College Blvd Ste 925
Overland Park, KS 66210

RE: Project: FORT SMITH, AR
Pace Project No.: 60206665

Dear Wendy Stonestreet:
Enclosed are the analytical results for sample(s) received by the laboratory on November 05, 2015. The results relate only to the samples included in this report. Results reported herein conform to the most current TNI standards and the laboratory's Quality Assurance Manual, where applicable, unless otherwise noted in the body of the report.

If you have any questions concerning this report, please feel free to contact me.

Sincerely,

Colleen Clyne
colleen.clyne@pacelabs.com
Project Manager

Enclosures

cc: Tamara Gleason, ENVIRON International Corporation

This report shall not be reproduced, except in full,
without the written consent of Pace Analytical Services, Inc..

Pace Analytical Services, Inc.
9608 Loiret Blvd.
Lenexa, KS 66219
(913)599-5665

CERTIFICATIONS

Project: FORT SMITH, AR
Pace Project No.: 60206665

Kansas Certification IDs
9608 Loiret Boulevard, Lenexa, KS 66219
WY STR Certification #: 2456.01
Arkansas Certification #: 15-016-0
Illinois Certification #: 003097
Iowa Certification #: 118
Kansas/NELAP Certification #: E-10116
Louisiana Certification #: 03055
Nevada Certification #: KS000212008A
Oklahoma Certification #: 9205/9935
Texas Certification #: T104704407
Utah Certification #: KS00021

REPORT OF LABORATORY ANALYSIS

This report shall not be reproduced, except in full,
without the written consent of Pace Analytical Services, Inc..

Pace Analytical Services, Inc.
9608 Loiret Blvd.
Lenexa, KS 66219
(913)599-5665

SAMPLE SUMMARY

Project: FORT SMITH, AR
Pace Project No.: 60206665

Lab ID	Sample ID	Matrix	Date Collected	Date Received
60206665001	**TMW-10-201511**	Water	11/04/15 12:28	11/05/15 12:20
60206665002	**TMW-11-201511**	Water	11/04/15 14:05	11/05/15 12:20
60206665003	**MW-61R-201511**	Water	11/04/15 14:45	11/05/15 12:20
60206665004	**MW-35R-201511**	Water	11/04/15 16:40	11/05/15 12:20
60206665005	**MW-65-201511**	Water	11/04/15 16:40	11/05/15 12:20
60206665006	**TB-01-201511**	Water	11/04/15 08:00	11/05/15 12:20

This report shall not be reproduced, except in full,
without the written consent of Pace Analytical Services, Inc..

Pace Analytical Services, Inc.
9608 Loiret Blvd.
Lenexa, KS 66219
(913)599-5665

SAMPLE ANALYTE COUNT

Project: FORT SMITH, AR
Pace Project No.: 60206665

Lab ID	Sample ID	Method	Analysts	Analytes Reported	Laboratory
60206665001	**TMW-10-201511**	EPA 5030B/8260	PGH	38	PASI-K
60206665002	**TMW-11-201511**	EPA 5030B/8260	PGH	38	PASI-K
60206665003	**MW-61R-201511**	EPA 5030B/8260	PGH	38	PASI-K
60206665004	**MW-35R-201511**	EPA 5030B/8260	PGH	38	PASI-K
60206665005	**MW-65-201511**	EPA 5030B/8260	PGH	38	PASI-K
60206665006	**TB-01-201511**	EPA 5030B/8260	PGH	38	PASI-K

REPORT OF LABORATORY ANALYSIS

This report shall not be reproduced, except in full,
without the written consent of Pace Analytical Services, Inc..

Pace Analytical Services, Inc.
9608 Loiret Blvd.
Lenexa, KS 66219
(913)599-5665

PROJECT NARRATIVE

Project: FORT SMITH, AR
Pace Project No.: 60206665

Method: **EPA 5030B/8260**
Description: 8260 MSV
Client: Environ_AR
Date: November 06, 2015

General Information:
6 samples were analyzed for EPA 5030B/8260. All samples were received in acceptable condition with any exceptions noted below or on the chain-of custody and/or the sample condition upon receipt form (SCUR) attached at the end of this report.

Hold Time:
The samples were analyzed within the method required hold times with any exceptions noted below.

Initial Calibrations (including MS Tune as applicable):
All criteria were within method requirements with any exceptions noted below.

Continuing Calibration:
All criteria were within method requirements with any exceptions noted below.

Internal Standards:
All internal standards were within QC limits with any exceptions noted below.

Surrogates:
All surrogates were within QC limits with any exceptions noted below.

Method Blank:
All analytes were below the report limit in the method blank, where applicable, with any exceptions noted below.

QC Batch: MSV/72701

B: Analyte was detected in the associated method blank.
- BLANK for HBN 407834 [MSV/7270 (Lab ID: 1664090)
  - Bromomethane

Laboratory Control Spike:
All laboratory control spike compounds were within QC limits with any exceptions noted below.

Matrix Spikes:
All percent recoveries and relative percent differences (RPDs) were within acceptance criteria with any exceptions noted below.

QC Batch: MSV/72692

A matrix spike/matrix spike duplicate was not performed due to insufficient sample volume.

QC Batch: MSV/72693

A matrix spike/matrix spike duplicate was not performed due to insufficient sample volume.

QC Batch: MSV/72701

A matrix spike/matrix spike duplicate was not performed due to insufficient sample volume.

Additional Comments:

This data package has been reviewed for quality and completeness and is approved for release.

This report shall not be reproduced, except in full,
without the written consent of Pace Analytical Services, Inc..

Pace Analytical Services, Inc.
9608 Loiret Blvd.
Lenexa, KS 66219
(913)599-5665

ANALYTICAL RESULTS

Project: FORT SMITH, AR
Pace Project No.: 60206665

Sample: TMW-10-201511 **Lab ID: 60206665001** Collected: 11/04/15 12:28 Received: 11/05/15 12:20 Matrix: Water

Parameters	Results	Units	Report Limit	MDL	DF	Prepared	Analyzed	CAS No.	Qual
8260 MSV	Analytical Method: EPA 5030B/8260								
Acetone	**8.4J**	ug/L	10.0	1.9	1		11/05/15 20:09	67-64-1	
Benzene	ND	ug/L	1.0	0.060	1		11/05/15 20:09	71-43-2	
Bromodichloromethane	ND	ug/L	1.0	0.19	1		11/05/15 20:09	75-27-4	
Bromoform	ND	ug/L	1.0	0.070	1		11/05/15 20:09	75-25-2	
Bromomethane	ND	ug/L	5.0	0.16	1		11/05/15 20:09	74-83-9	
2-Butanone (MEK)	**8.6J**	ug/L	10.0	0.59	1		11/05/15 20:09	78-93-3	
Carbon disulfide	**0.31J**	ug/L	5.0	0.12	1		11/05/15 20:09	75-15-0	
Carbon tetrachloride	ND	ug/L	1.0	0.18	1		11/05/15 20:09	56-23-5	
Chlorobenzene	ND	ug/L	1.0	0.21	1		11/05/15 20:09	108-90-7	
Chloroethane	ND	ug/L	1.0	0.15	1		11/05/15 20:09	75-00-3	
Chloroform	ND	ug/L	1.0	0.14	1		11/05/15 20:09	67-66-3	
Chloromethane	ND	ug/L	1.0	0.080	1		11/05/15 20:09	74-87-3	
Dibromochloromethane	ND	ug/L	1.0	0.21	1		11/05/15 20:09	124-48-1	
1,1-Dichloroethane	ND	ug/L	1.0	0.050	1		11/05/15 20:09	75-34-3	
1,2-Dichloroethane	ND	ug/L	1.0	0.12	1		11/05/15 20:09	107-06-2	
1,1-Dichloroethene	ND	ug/L	1.0	0.20	1		11/05/15 20:09	75-35-4	
cis-1,2-Dichloroethene	**0.72J**	ug/L	1.0	0.080	1		11/05/15 20:09	156-59-2	
trans-1,2-Dichloroethene	ND	ug/L	1.0	0.20	1		11/05/15 20:09	156-60-5	
1,2-Dichloropropane	ND	ug/L	1.0	0.16	1		11/05/15 20:09	78-87-5	
cis-1,3-Dichloropropene	ND	ug/L	1.0	0.14	1		11/05/15 20:09	10061-01-5	
trans-1,3-Dichloropropene	ND	ug/L	1.0	0.12	1		11/05/15 20:09	10061-02-6	
Ethylbenzene	ND	ug/L	1.0	0.18	1		11/05/15 20:09	100-41-4	
2-Hexanone	ND	ug/L	10.0	1.2	1		11/05/15 20:09	591-78-6	
Methylene chloride	ND	ug/L	1.0	0.15	1		11/05/15 20:09	75-09-2	
4-Methyl-2-pentanone (MIBK)	ND	ug/L	10.0	0.42	1		11/05/15 20:09	108-10-1	
Styrene	ND	ug/L	1.0	0.12	1		11/05/15 20:09	100-42-5	
1,1,2,2-Tetrachloroethane	ND	ug/L	1.0	0.15	1		11/05/15 20:09	79-34-5	
Tetrachloroethene	ND	ug/L	1.0	0.10	1		11/05/15 20:09	127-18-4	
Toluene	ND	ug/L	1.0	0.17	1		11/05/15 20:09	108-88-3	
1,1,1-Trichloroethane	ND	ug/L	1.0	0.11	1		11/05/15 20:09	71-55-6	
1,1,2-Trichloroethane	ND	ug/L	1.0	0.20	1		11/05/15 20:09	79-00-5	
Trichloroethene	**120**	ug/L	1.0	0.17	1		11/05/15 20:09	79-01-6	
Vinyl chloride	ND	ug/L	1.0	0.13	1		11/05/15 20:09	75-01-4	
Xylene (Total)	ND	ug/L	3.0	0.42	1		11/05/15 20:09	1330-20-7	
Surrogates									
4-Bromofluorobenzene (S)	100	%	80-120		1		11/05/15 20:09	460-00-4	
1,2-Dichloroethane-d4 (S)	102	%	80-120		1		11/05/15 20:09	17060-07-0	
Toluene-d8 (S)	101	%	80-120		1		11/05/15 20:09	2037-26-5	
Preservation pH	**1.0**		0.10	0.10	1		11/05/15 20:09		

REPORT OF LABORATORY ANALYSIS

This report shall not be reproduced, except in full,
without the written consent of Pace Analytical Services, Inc..

Pace Analytical Services, Inc.
9608 Loiret Blvd.
Lenexa, KS 66219
(913)599-5665

ANALYTICAL RESULTS

Project: FORT SMITH, AR
Pace Project No.: 60206665

Sample: TMW-11-201511 **Lab ID: 60206665002** Collected: 11/04/15 14:05 Received: 11/05/15 12:20 Matrix: Water

Parameters	Results	Units	Report Limit	MDL	DF	Prepared	Analyzed	CAS No.	Qual
8260 MSV	Analytical Method: EPA 5030B/8260								
Acetone	**636**	ug/L	10.0	1.9	1		11/05/15 19:55	67-64-1	
Benzene	ND	ug/L	1.0	0.060	1		11/05/15 19:55	71-43-2	
Bromodichloromethane	ND	ug/L	1.0	0.19	1		11/05/15 19:55	75-27-4	
Bromoform	ND	ug/L	1.0	0.070	1		11/05/15 19:55	75-25-2	
Bromomethane	**1.8J**	ug/L	5.0	0.16	1		11/05/15 19:55	74-83-9	
2-Butanone (MEK)	**810**	ug/L	10.0	0.59	1		11/05/15 19:55	78-93-3	
Carbon disulfide	**2.6J**	ug/L	5.0	0.12	1		11/05/15 19:55	75-15-0	
Carbon tetrachloride	ND	ug/L	1.0	0.18	1		11/05/15 19:55	56-23-5	
Chlorobenzene	ND	ug/L	1.0	0.21	1		11/05/15 19:55	108-90-7	
Chloroethane	ND	ug/L	1.0	0.15	1		11/05/15 19:55	75-00-3	
Chloroform	ND	ug/L	1.0	0.14	1		11/05/15 19:55	67-66-3	
Chloromethane	ND	ug/L	1.0	0.080	1		11/05/15 19:55	74-87-3	
Dibromochloromethane	ND	ug/L	1.0	0.21	1		11/05/15 19:55	124-48-1	
1,1-Dichloroethane	ND	ug/L	1.0	0.050	1		11/05/15 19:55	75-34-3	
1,2-Dichloroethane	ND	ug/L	1.0	0.12	1		11/05/15 19:55	107-06-2	
1,1-Dichloroethene	ND	ug/L	1.0	0.20	1		11/05/15 19:55	75-35-4	
cis-1,2-Dichloroethene	**2.5**	ug/L	1.0	0.080	1		11/05/15 19:55	156-59-2	
trans-1,2-Dichloroethene	ND	ug/L	1.0	0.20	1		11/05/15 19:55	156-60-5	
1,2-Dichloropropane	ND	ug/L	1.0	0.16	1		11/05/15 19:55	78-87-5	
cis-1,3-Dichloropropene	ND	ug/L	1.0	0.14	1		11/05/15 19:55	10061-01-5	
trans-1,3-Dichloropropene	ND	ug/L	1.0	0.12	1		11/05/15 19:55	10061-02-6	
Ethylbenzene	ND	ug/L	1.0	0.18	1		11/05/15 19:55	100-41-4	
2-Hexanone	**3.6J**	ug/L	10.0	1.2	1		11/05/15 19:55	591-78-6	
Methylene chloride	ND	ug/L	1.0	0.15	1		11/05/15 19:55	75-09-2	
4-Methyl-2-pentanone (MIBK)	**2.0J**	ug/L	10.0	0.42	1		11/05/15 19:55	108-10-1	
Styrene	ND	ug/L	1.0	0.12	1		11/05/15 19:55	100-42-5	
1,1,2,2-Tetrachloroethane	ND	ug/L	1.0	0.15	1		11/05/15 19:55	79-34-5	
Tetrachloroethene	ND	ug/L	1.0	0.10	1		11/05/15 19:55	127-18-4	
Toluene	ND	ug/L	1.0	0.17	1		11/05/15 19:55	108-88-3	
1,1,1-Trichloroethane	ND	ug/L	1.0	0.11	1		11/05/15 19:55	71-55-6	
1,1,2-Trichloroethane	ND	ug/L	1.0	0.20	1		11/05/15 19:55	79-00-5	
Trichloroethene	**6.3**	ug/L	1.0	0.17	1		11/05/15 19:55	79-01-6	
Vinyl chloride	ND	ug/L	1.0	0.13	1		11/05/15 19:55	75-01-4	
Xylene (Total)	ND	ug/L	3.0	0.42	1		11/05/15 19:55	1330-20-7	
Surrogates									
4-Bromofluorobenzene (S)	100	%	80-120		1		11/05/15 19:55	460-00-4	
1,2-Dichloroethane-d4 (S)	98	%	80-120		1		11/05/15 19:55	17060-07-0	
Toluene-d8 (S)	100	%	80-120		1		11/05/15 19:55	2037-26-5	
Preservation pH	**1.0**		0.10	0.10	1		11/05/15 19:55		

REPORT OF LABORATORY ANALYSIS

This report shall not be reproduced, except in full,
without the written consent of Pace Analytical Services, Inc..

Pace Analytical Services, Inc.
9608 Loiret Blvd.
Lenexa, KS 66219
(913)599-5665

ANALYTICAL RESULTS

Project: FORT SMITH, AR
Pace Project No.: 60206665

Sample: MW-61R-201511 **Lab ID: 60206665003** Collected: 11/04/15 14:45 Received: 11/05/15 12:20 Matrix: Water

Parameters	Results	Units	Report Limit	MDL	DF	Prepared	Analyzed	CAS No.	Qual
8260 MSV	Analytical Method: EPA 5030B/8260								
Acetone	**58.1**	ug/L	10.0	1.9	1		11/05/15 19:40	67-64-1	
Benzene	ND	ug/L	1.0	0.060	1		11/05/15 19:40	71-43-2	
Bromodichloromethane	ND	ug/L	1.0	0.19	1		11/05/15 19:40	75-27-4	
Bromoform	ND	ug/L	1.0	0.070	1		11/05/15 19:40	75-25-2	
Bromomethane	ND	ug/L	5.0	0.16	1		11/05/15 19:40	74-83-9	
2-Butanone (MEK)	**155**	ug/L	10.0	0.59	1		11/05/15 19:40	78-93-3	
Carbon disulfide	**0.49J**	ug/L	5.0	0.12	1		11/05/15 19:40	75-15-0	
Carbon tetrachloride	ND	ug/L	1.0	0.18	1		11/05/15 19:40	56-23-5	
Chlorobenzene	ND	ug/L	1.0	0.21	1		11/05/15 19:40	108-90-7	
Chloroethane	ND	ug/L	1.0	0.15	1		11/05/15 19:40	75-00-3	
Chloroform	ND	ug/L	1.0	0.14	1		11/05/15 19:40	67-66-3	
Chloromethane	ND	ug/L	1.0	0.080	1		11/05/15 19:40	74-87-3	
Dibromochloromethane	ND	ug/L	1.0	0.21	1		11/05/15 19:40	124-48-1	
1,1-Dichloroethane	ND	ug/L	1.0	0.050	1		11/05/15 19:40	75-34-3	
1,2-Dichloroethane	ND	ug/L	1.0	0.12	1		11/05/15 19:40	107-06-2	
1,1-Dichloroethene	ND	ug/L	1.0	0.20	1		11/05/15 19:40	75-35-4	
cis-1,2-Dichloroethene	**1.1**	ug/L	1.0	0.080	1		11/05/15 19:40	156-59-2	
trans-1,2-Dichloroethene	ND	ug/L	1.0	0.20	1		11/05/15 19:40	156-60-5	
1,2-Dichloropropane	ND	ug/L	1.0	0.16	1		11/05/15 19:40	78-87-5	
cis-1,3-Dichloropropene	ND	ug/L	1.0	0.14	1		11/05/15 19:40	10061-01-5	
trans-1,3-Dichloropropene	ND	ug/L	1.0	0.12	1		11/05/15 19:40	10061-02-6	
Ethylbenzene	ND	ug/L	1.0	0.18	1		11/05/15 19:40	100-41-4	
2-Hexanone	ND	ug/L	10.0	1.2	1		11/05/15 19:40	591-78-6	
Methylene chloride	ND	ug/L	1.0	0.15	1		11/05/15 19:40	75-09-2	
4-Methyl-2-pentanone (MIBK)	ND	ug/L	10.0	0.42	1		11/05/15 19:40	108-10-1	
Styrene	ND	ug/L	1.0	0.12	1		11/05/15 19:40	100-42-5	
1,1,2,2-Tetrachloroethane	ND	ug/L	1.0	0.15	1		11/05/15 19:40	79-34-5	
Tetrachloroethene	ND	ug/L	1.0	0.10	1		11/05/15 19:40	127-18-4	
Toluene	ND	ug/L	1.0	0.17	1		11/05/15 19:40	108-88-3	
1,1,1-Trichloroethane	ND	ug/L	1.0	0.11	1		11/05/15 19:40	71-55-6	
1,1,2-Trichloroethane	ND	ug/L	1.0	0.20	1		11/05/15 19:40	79-00-5	
Trichloroethene	**9.2**	ug/L	1.0	0.17	1		11/05/15 19:40	79-01-6	
Vinyl chloride	ND	ug/L	1.0	0.13	1		11/05/15 19:40	75-01-4	
Xylene (Total)	ND	ug/L	3.0	0.42	1		11/05/15 19:40	1330-20-7	
Surrogates									
4-Bromofluorobenzene (S)	98	%	80-120		1		11/05/15 19:40	460-00-4	
1,2-Dichloroethane-d4 (S)	99	%	80-120		1		11/05/15 19:40	17060-07-0	
Toluene-d8 (S)	98	%	80-120		1		11/05/15 19:40	2037-26-5	
Preservation pH	**1.0**		0.10	0.10	1		11/05/15 19:40		

REPORT OF LABORATORY ANALYSIS

This report shall not be reproduced, except in full,
without the written consent of Pace Analytical Services, Inc..

Pace Analytical Services, Inc.
9608 Loiret Blvd.
Lenexa, KS 66219
(913)599-5665

ANALYTICAL RESULTS

Project: FORT SMITH, AR
Pace Project No.: 60206665

Sample: MW-35R-201511 **Lab ID: 60206665004** Collected: 11/04/15 16:40 Received: 11/05/15 12:20 Matrix: Water

Parameters	Results	Units	Report Limit	MDL	DF	Prepared	Analyzed	CAS No.	Qual
8260 MSV	Analytical Method: EPA 5030B/8260								
Acetone	**51.8**	ug/L	10.0	1.9	1		11/05/15 19:11	67-64-1	
Benzene	ND	ug/L	1.0	0.060	1		11/05/15 19:11	71-43-2	
Bromodichloromethane	ND	ug/L	1.0	0.19	1		11/05/15 19:11	75-27-4	
Bromoform	**0.45J**	ug/L	1.0	0.070	1		11/05/15 19:11	75-25-2	
Bromomethane	**9.1**	ug/L	5.0	0.16	1		11/05/15 19:11	74-83-9	
2-Butanone (MEK)	ND	ug/L	10.0	0.59	1		11/05/15 19:11	78-93-3	
Carbon disulfide	ND	ug/L	5.0	0.12	1		11/05/15 19:11	75-15-0	
Carbon tetrachloride	ND	ug/L	1.0	0.18	1		11/05/15 19:11	56-23-5	
Chlorobenzene	ND	ug/L	1.0	0.21	1		11/05/15 19:11	108-90-7	
Chloroethane	ND	ug/L	1.0	0.15	1		11/05/15 19:11	75-00-3	
Chloroform	ND	ug/L	1.0	0.14	1		11/05/15 19:11	67-66-3	
Chloromethane	**33.3**	ug/L	1.0	0.080	1		11/05/15 19:11	74-87-3	
Dibromochloromethane	ND	ug/L	1.0	0.21	1		11/05/15 19:11	124-48-1	
1,1-Dichloroethane	ND	ug/L	1.0	0.050	1		11/05/15 19:11	75-34-3	
1,2-Dichloroethane	ND	ug/L	1.0	0.12	1		11/05/15 19:11	107-06-2	
1,1-Dichloroethene	ND	ug/L	1.0	0.20	1		11/05/15 19:11	75-35-4	
cis-1,2-Dichloroethene	**0.36J**	ug/L	1.0	0.080	1		11/05/15 19:11	156-59-2	
trans-1,2-Dichloroethene	ND	ug/L	1.0	0.20	1		11/05/15 19:11	156-60-5	
1,2-Dichloropropane	ND	ug/L	1.0	0.16	1		11/05/15 19:11	78-87-5	
cis-1,3-Dichloropropene	ND	ug/L	1.0	0.14	1		11/05/15 19:11	10061-01-5	
trans-1,3-Dichloropropene	ND	ug/L	1.0	0.12	1		11/05/15 19:11	10061-02-6	
Ethylbenzene	ND	ug/L	1.0	0.18	1		11/05/15 19:11	100-41-4	
2-Hexanone	ND	ug/L	10.0	1.2	1		11/05/15 19:11	591-78-6	
Methylene chloride	ND	ug/L	1.0	0.15	1		11/05/15 19:11	75-09-2	
4-Methyl-2-pentanone (MIBK)	ND	ug/L	10.0	0.42	1		11/05/15 19:11	108-10-1	
Styrene	ND	ug/L	1.0	0.12	1		11/05/15 19:11	100-42-5	
1,1,2,2-Tetrachloroethane	ND	ug/L	1.0	0.15	1		11/05/15 19:11	79-34-5	
Tetrachloroethene	ND	ug/L	1.0	0.10	1		11/05/15 19:11	127-18-4	
Toluene	ND	ug/L	1.0	0.17	1		11/05/15 19:11	108-88-3	
1,1,1-Trichloroethane	ND	ug/L	1.0	0.11	1		11/05/15 19:11	71-55-6	
1,1,2-Trichloroethane	ND	ug/L	1.0	0.20	1		11/05/15 19:11	79-00-5	
Trichloroethene	**23.6**	ug/L	1.0	0.17	1		11/05/15 19:11	79-01-6	
Vinyl chloride	ND	ug/L	1.0	0.13	1		11/05/15 19:11	75-01-4	
Xylene (Total)	ND	ug/L	3.0	0.42	1		11/05/15 19:11	1330-20-7	
Surrogates									
4-Bromofluorobenzene (S)	100	%	80-120		1		11/05/15 19:11	460-00-4	
1,2-Dichloroethane-d4 (S)	103	%	80-120		1		11/05/15 19:11	17060-07-0	
Toluene-d8 (S)	100	%	80-120		1		11/05/15 19:11	2037-26-5	
Preservation pH	**3.0**		0.10	0.10	1		11/05/15 19:11		

REPORT OF LABORATORY ANALYSIS

This report shall not be reproduced, except in full,
without the written consent of Pace Analytical Services, Inc..

Pace Analytical Services, Inc.
9608 Loiret Blvd.
Lenexa, KS 66219
(913)599-5665

ANALYTICAL RESULTS

Project: FORT SMITH, AR
Pace Project No.: 60206665

Sample: MW-65-201511 **Lab ID: 60206665005** Collected: 11/04/15 16:40 Received: 11/05/15 12:20 Matrix: Water

Parameters	Results	Units	Report Limit	MDL	DF	Prepared	Analyzed	CAS No.	Qual
8260 MSV	Analytical Method: EPA 5030B/8260								
Acetone	**50.3**	ug/L	10.0	1.9	1		11/05/15 19:25	67-64-1	
Benzene	ND	ug/L	1.0	0.060	1		11/05/15 19:25	71-43-2	
Bromodichloromethane	ND	ug/L	1.0	0.19	1		11/05/15 19:25	75-27-4	
Bromoform	ND	ug/L	1.0	0.070	1		11/05/15 19:25	75-25-2	
Bromomethane	**1.7J**	ug/L	5.0	0.16	1		11/05/15 19:25	74-83-9	
2-Butanone (MEK)	**3.5J**	ug/L	10.0	0.59	1		11/05/15 19:25	78-93-3	
Carbon disulfide	ND	ug/L	5.0	0.12	1		11/05/15 19:25	75-15-0	
Carbon tetrachloride	ND	ug/L	1.0	0.18	1		11/05/15 19:25	56-23-5	
Chlorobenzene	ND	ug/L	1.0	0.21	1		11/05/15 19:25	108-90-7	
Chloroethane	ND	ug/L	1.0	0.15	1		11/05/15 19:25	75-00-3	
Chloroform	ND	ug/L	1.0	0.14	1		11/05/15 19:25	67-66-3	
Chloromethane	**4.7**	ug/L	1.0	0.080	1		11/05/15 19:25	74-87-3	
Dibromochloromethane	ND	ug/L	1.0	0.21	1		11/05/15 19:25	124-48-1	
1,1-Dichloroethane	ND	ug/L	1.0	0.050	1		11/05/15 19:25	75-34-3	
1,2-Dichloroethane	ND	ug/L	1.0	0.12	1		11/05/15 19:25	107-06-2	
1,1-Dichloroethene	ND	ug/L	1.0	0.20	1		11/05/15 19:25	75-35-4	
cis-1,2-Dichloroethene	ND	ug/L	1.0	0.080	1		11/05/15 19:25	156-59-2	
trans-1,2-Dichloroethene	ND	ug/L	1.0	0.20	1		11/05/15 19:25	156-60-5	
1,2-Dichloropropane	ND	ug/L	1.0	0.16	1		11/05/15 19:25	78-87-5	
cis-1,3-Dichloropropene	ND	ug/L	1.0	0.14	1		11/05/15 19:25	10061-01-5	
trans-1,3-Dichloropropene	ND	ug/L	1.0	0.12	1		11/05/15 19:25	10061-02-6	
Ethylbenzene	ND	ug/L	1.0	0.18	1		11/05/15 19:25	100-41-4	
2-Hexanone	ND	ug/L	10.0	1.2	1		11/05/15 19:25	591-78-6	
Methylene chloride	ND	ug/L	1.0	0.15	1		11/05/15 19:25	75-09-2	
4-Methyl-2-pentanone (MIBK)	ND	ug/L	10.0	0.42	1		11/05/15 19:25	108-10-1	
Styrene	ND	ug/L	1.0	0.12	1		11/05/15 19:25	100-42-5	
1,1,2,2-Tetrachloroethane	ND	ug/L	1.0	0.15	1		11/05/15 19:25	79-34-5	
Tetrachloroethene	ND	ug/L	1.0	0.10	1		11/05/15 19:25	127-18-4	
Toluene	ND	ug/L	1.0	0.17	1		11/05/15 19:25	108-88-3	
1,1,1-Trichloroethane	ND	ug/L	1.0	0.11	1		11/05/15 19:25	71-55-6	
1,1,2-Trichloroethane	ND	ug/L	1.0	0.20	1		11/05/15 19:25	79-00-5	
Trichloroethene	**7.7**	ug/L	1.0	0.17	1		11/05/15 19:25	79-01-6	
Vinyl chloride	ND	ug/L	1.0	0.13	1		11/05/15 19:25	75-01-4	
Xylene (Total)	ND	ug/L	3.0	0.42	1		11/05/15 19:25	1330-20-7	
Surrogates									
4-Bromofluorobenzene (S)	98	%	80-120		1		11/05/15 19:25	460-00-4	
1,2-Dichloroethane-d4 (S)	101	%	80-120		1		11/05/15 19:25	17060-07-0	
Toluene-d8 (S)	99	%	80-120		1		11/05/15 19:25	2037-26-5	
Preservation pH	**10.0**		0.10	0.10	1		11/05/15 19:25		

REPORT OF LABORATORY ANALYSIS

This report shall not be reproduced, except in full,
without the written consent of Pace Analytical Services, Inc..

Pace Analytical Services, Inc.
9608 Loiret Blvd.
Lenexa, KS 66219
(913)599-5665

ANALYTICAL RESULTS

Project: FORT SMITH, AR
Pace Project No.: 60206665

Sample: TB-01-201511 **Lab ID: 60206665006** Collected: 11/04/15 08:00 Received: 11/05/15 12:20 Matrix: Water

Parameters	Results	Units	Report Limit	MDL	DF	Prepared	Analyzed	CAS No.	Qual
8260 MSV	Analytical Method: EPA 5030B/8260								
Acetone	**2.5J**	ug/L	10.0	1.9	1		11/06/15 09:22	67-64-1	B
Benzene	ND	ug/L	1.0	0.060	1		11/06/15 09:22	71-43-2	
Bromodichloromethane	ND	ug/L	1.0	0.19	1		11/06/15 09:22	75-27-4	
Bromoform	ND	ug/L	1.0	0.070	1		11/06/15 09:22	75-25-2	
Bromomethane	**1.8J**	ug/L	5.0	0.16	1		11/06/15 09:22	74-83-9	B
2-Butanone (MEK)	ND	ug/L	10.0	0.59	1		11/06/15 09:22	78-93-3	
Carbon disulfide	ND	ug/L	5.0	0.12	1		11/06/15 09:22	75-15-0	
Carbon tetrachloride	ND	ug/L	1.0	0.18	1		11/06/15 09:22	56-23-5	
Chlorobenzene	ND	ug/L	1.0	0.21	1		11/06/15 09:22	108-90-7	
Chloroethane	ND	ug/L	1.0	0.15	1		11/06/15 09:22	75-00-3	
Chloroform	ND	ug/L	1.0	0.14	1		11/06/15 09:22	67-66-3	
Chloromethane	ND	ug/L	1.0	0.080	1		11/06/15 09:22	74-87-3	
Dibromochloromethane	ND	ug/L	1.0	0.21	1		11/06/15 09:22	124-48-1	
1,1-Dichloroethane	ND	ug/L	1.0	0.050	1		11/06/15 09:22	75-34-3	
1,2-Dichloroethane	ND	ug/L	1.0	0.12	1		11/06/15 09:22	107-06-2	
1,1-Dichloroethene	ND	ug/L	1.0	0.20	1		11/06/15 09:22	75-35-4	
cis-1,2-Dichloroethene	ND	ug/L	1.0	0.080	1		11/06/15 09:22	156-59-2	
trans-1,2-Dichloroethene	ND	ug/L	1.0	0.20	1		11/06/15 09:22	156-60-5	
1,2-Dichloropropane	ND	ug/L	1.0	0.16	1		11/06/15 09:22	78-87-5	
cis-1,3-Dichloropropene	ND	ug/L	1.0	0.14	1		11/06/15 09:22	10061-01-5	
trans-1,3-Dichloropropene	ND	ug/L	1.0	0.12	1		11/06/15 09:22	10061-02-6	
Ethylbenzene	ND	ug/L	1.0	0.18	1		11/06/15 09:22	100-41-4	
2-Hexanone	ND	ug/L	10.0	1.2	1		11/06/15 09:22	591-78-6	
Methylene chloride	ND	ug/L	1.0	0.15	1		11/06/15 09:22	75-09-2	
4-Methyl-2-pentanone (MIBK)	ND	ug/L	10.0	0.42	1		11/06/15 09:22	108-10-1	
Styrene	ND	ug/L	1.0	0.12	1		11/06/15 09:22	100-42-5	
1,1,2,2-Tetrachloroethane	ND	ug/L	1.0	0.15	1		11/06/15 09:22	79-34-5	
Tetrachloroethene	ND	ug/L	1.0	0.10	1		11/06/15 09:22	127-18-4	
Toluene	ND	ug/L	1.0	0.17	1		11/06/15 09:22	108-88-3	
1,1,1-Trichloroethane	ND	ug/L	1.0	0.11	1		11/06/15 09:22	71-55-6	
1,1,2-Trichloroethane	ND	ug/L	1.0	0.20	1		11/06/15 09:22	79-00-5	
Trichloroethene	ND	ug/L	1.0	0.17	1		11/06/15 09:22	79-01-6	
Vinyl chloride	ND	ug/L	1.0	0.13	1		11/06/15 09:22	75-01-4	
Xylene (Total)	ND	ug/L	3.0	0.42	1		11/06/15 09:22	1330-20-7	
Surrogates									
4-Bromofluorobenzene (S)	100	%	80-120		1		11/06/15 09:22	460-00-4	
1,2-Dichloroethane-d4 (S)	100	%	80-120		1		11/06/15 09:22	17060-07-0	
Toluene-d8 (S)	99	%	80-120		1		11/06/15 09:22	2037-26-5	
Preservation pH	**1.0**		0.10	0.10	1		11/06/15 09:22		

REPORT OF LABORATORY ANALYSIS

This report shall not be reproduced, except in full,
without the written consent of Pace Analytical Services, Inc..

Pace Analytical Services, Inc.
9608 Loiret Blvd.
Lenexa, KS 66219
(913)599-5665

QUALITY CONTROL DATA

Project: FORT SMITH, AR
Pace Project No.: 60206665

QC Batch: MSV/72692 Analysis Method: EPA 5030B/8260
QC Batch Method: EPA 5030B/8260 Analysis Description: 8260 MSV Water 10 mL Purge
Associated Lab Samples: 60206665001, 60206665002, 60206665003

METHOD BLANK: 1663547 Matrix: Water
Associated Lab Samples: 60206665001, 60206665002, 60206665003

Parameter	Units	Blank Result	Reporting Limit	MDL	Analyzed	Qualifiers
1,1,1-Trichloroethane	ug/L	ND	1.0	0.11	11/05/15 18:56	
1,1,2,2-Tetrachloroethane	ug/L	ND	1.0	0.15	11/05/15 18:56	
1,1,2-Trichloroethane	ug/L	ND	1.0	0.20	11/05/15 18:56	
1,1-Dichloroethane	ug/L	ND	1.0	0.050	11/05/15 18:56	
1,1-Dichloroethene	ug/L	ND	1.0	0.20	11/05/15 18:56	
1,2-Dichloroethane	ug/L	ND	1.0	0.12	11/05/15 18:56	
1,2-Dichloropropane	ug/L	ND	1.0	0.16	11/05/15 18:56	
2-Butanone (MEK)	ug/L	ND	10.0	0.59	11/05/15 18:56	
2-Hexanone	ug/L	ND	10.0	1.2	11/05/15 18:56	
4-Methyl-2-pentanone (MIBK)	ug/L	ND	10.0	0.42	11/05/15 18:56	
Acetone	ug/L	ND	10.0	1.9	11/05/15 18:56	
Benzene	ug/L	ND	1.0	0.060	11/05/15 18:56	
Bromodichloromethane	ug/L	ND	1.0	0.19	11/05/15 18:56	
Bromoform	ug/L	ND	1.0	0.070	11/05/15 18:56	
Bromomethane	ug/L	ND	5.0	0.16	11/05/15 18:56	
Carbon disulfide	ug/L	ND	5.0	0.12	11/05/15 18:56	
Carbon tetrachloride	ug/L	ND	1.0	0.18	11/05/15 18:56	
Chlorobenzene	ug/L	ND	1.0	0.21	11/05/15 18:56	
Chloroethane	ug/L	ND	1.0	0.15	11/05/15 18:56	
Chloroform	ug/L	ND	1.0	0.14	11/05/15 18:56	
Chloromethane	ug/L	ND	1.0	0.080	11/05/15 18:56	
cis-1,2-Dichloroethene	ug/L	ND	1.0	0.080	11/05/15 18:56	
cis-1,3-Dichloropropene	ug/L	ND	1.0	0.14	11/05/15 18:56	
Dibromochloromethane	ug/L	ND	1.0	0.21	11/05/15 18:56	
Ethylbenzene	ug/L	ND	1.0	0.18	11/05/15 18:56	
Methylene chloride	ug/L	ND	1.0	0.15	11/05/15 18:56	
Styrene	ug/L	ND	1.0	0.12	11/05/15 18:56	
Tetrachloroethene	ug/L	ND	1.0	0.10	11/05/15 18:56	
Toluene	ug/L	ND	1.0	0.17	11/05/15 18:56	
trans-1,2-Dichloroethene	ug/L	ND	1.0	0.20	11/05/15 18:56	
trans-1,3-Dichloropropene	ug/L	ND	1.0	0.12	11/05/15 18:56	
Trichloroethene	ug/L	ND	1.0	0.17	11/05/15 18:56	
Vinyl chloride	ug/L	ND	1.0	0.13	11/05/15 18:56	
Xylene (Total)	ug/L	ND	3.0	0.42	11/05/15 18:56	
1,2-Dichloroethane-d4 (S)	%	100	80-120		11/05/15 18:56	
4-Bromofluorobenzene (S)	%	102	80-120		11/05/15 18:56	
Toluene-d8 (S)	%	99	80-120		11/05/15 18:56	

Results presented on this page are in the units indicated by the "Units" column except where an alternate unit is presented to the right of the result.

REPORT OF LABORATORY ANALYSIS

This report shall not be reproduced, except in full,
without the written consent of Pace Analytical Services, Inc..

Pace Analytical Services, Inc.
9608 Loiret Blvd.
Lenexa, KS 66219
(913)599-5665

QUALITY CONTROL DATA

Project: FORT SMITH, AR
Pace Project No.: 60206665

LABORATORY CONTROL SAMPLE: 1663548

Parameter	Units	Spike Conc.	LCS Result	LCS % Rec	% Rec Limits	Qualifiers
1,1,1-Trichloroethane	ug/L	20	19.6	98	80-120	
1,1,2,2-Tetrachloroethane	ug/L	20	18.7	94	73-121	
1,1,2-Trichloroethane	ug/L	20	18.6	93	80-120	
1,1-Dichloroethane	ug/L	20	19.7	98	80-120	
1,1-Dichloroethene	ug/L	20	19.7	98	80-120	
1,2-Dichloroethane	ug/L	20	20.3	101	81-120	
1,2-Dichloropropane	ug/L	20	19.5	97	80-120	
2-Butanone (MEK)	ug/L	100	105	105	67-122	
2-Hexanone	ug/L	100	104	104	75-121	
4-Methyl-2-pentanone (MIBK)	ug/L	100	108	108	76-120	
Acetone	ug/L	100	107	107	72-120	
Benzene	ug/L	20	20.8	104	80-120	
Bromodichloromethane	ug/L	20	19.0	95	80-120	
Bromoform	ug/L	20	20.0	100	73-138	
Bromomethane	ug/L	20	15.2	76	38-137	
Carbon disulfide	ug/L	20	21.9	109	71-129	
Carbon tetrachloride	ug/L	20	19.4	97	67-146	
Chlorobenzene	ug/L	20	19.6	98	80-120	
Chloroethane	ug/L	20	19.1	95	76-120	
Chloroform	ug/L	20	19.7	99	80-120	
Chloromethane	ug/L	20	18.7	94	34-165	
cis-1,2-Dichloroethene	ug/L	20	19.5	98	80-120	
cis-1,3-Dichloropropene	ug/L	20	21.5	108	80-120	
Dibromochloromethane	ug/L	20	20.3	102	80-126	
Ethylbenzene	ug/L	20	19.6	98	80-120	
Methylene chloride	ug/L	20	20.5	103	80-120	
Styrene	ug/L	20	21.0	105	80-123	
Tetrachloroethene	ug/L	20	19.8	99	80-123	
Toluene	ug/L	20	19.7	98	80-120	
trans-1,2-Dichloroethene	ug/L	20	19.0	95	80-120	
trans-1,3-Dichloropropene	ug/L	20	20.0	100	80-129	
Trichloroethene	ug/L	20	19.0	95	80-120	
Vinyl chloride	ug/L	20	20.3	101	62-125	
Xylene (Total)	ug/L	60	61.7	103	80-120	
1,2-Dichloroethane-d4 (S)	%			101	80-120	
4-Bromofluorobenzene (S)	%			101	80-120	
Toluene-d8 (S)	%			99	80-120	

Results presented on this page are in the units indicated by the "Units" column except where an alternate unit is presented to the right of the result.

REPORT OF LABORATORY ANALYSIS

This report shall not be reproduced, except in full,
without the written consent of Pace Analytical Services, Inc..

Pace Analytical Services, Inc.
9608 Loiret Blvd.
Lenexa, KS 66219
(913)599-5665

QUALITY CONTROL DATA

Project: FORT SMITH, AR
Pace Project No.: 60206665

QC Batch: MSV/72701
QC Batch Method: EPA 5030B/8260
Analysis Method: EPA 5030B/8260
Analysis Description: 8260 MSV Water 10 mL Purge
Associated Lab Samples: 60206665006

METHOD BLANK: 1664090
Matrix: Water
Associated Lab Samples: 60206665006

Parameter	Units	Blank Result	Reporting Limit	MDL	Analyzed	Qualifiers
1,1,1-Trichloroethane	ug/L	ND	1.0	0.11	11/06/15 09:07	
1,1,2,2-Tetrachloroethane	ug/L	ND	1.0	0.15	11/06/15 09:07	
1,1,2-Trichloroethane	ug/L	ND	1.0	0.20	11/06/15 09:07	
1,1-Dichloroethane	ug/L	ND	1.0	0.050	11/06/15 09:07	
1,1-Dichloroethene	ug/L	ND	1.0	0.20	11/06/15 09:07	
1,2-Dichloroethane	ug/L	ND	1.0	0.12	11/06/15 09:07	
1,2-Dichloropropane	ug/L	ND	1.0	0.16	11/06/15 09:07	
2-Butanone (MEK)	ug/L	ND	10.0	0.59	11/06/15 09:07	
2-Hexanone	ug/L	ND	10.0	1.2	11/06/15 09:07	
4-Methyl-2-pentanone (MIBK)	ug/L	ND	10.0	0.42	11/06/15 09:07	
Acetone	ug/L	ND	10.0	1.9	11/06/15 09:07	
Benzene	ug/L	ND	1.0	0.060	11/06/15 09:07	
Bromodichloromethane	ug/L	ND	1.0	0.19	11/06/15 09:07	
Bromoform	ug/L	ND	1.0	0.070	11/06/15 09:07	
Bromomethane	ug/L	2.0J	5.0	0.16	11/06/15 09:07	
Carbon disulfide	ug/L	ND	5.0	0.12	11/06/15 09:07	
Carbon tetrachloride	ug/L	ND	1.0	0.18	11/06/15 09:07	
Chlorobenzene	ug/L	ND	1.0	0.21	11/06/15 09:07	
Chloroethane	ug/L	ND	1.0	0.15	11/06/15 09:07	
Chloroform	ug/L	ND	1.0	0.14	11/06/15 09:07	
Chloromethane	ug/L	ND	1.0	0.080	11/06/15 09:07	
cis-1,2-Dichloroethene	ug/L	ND	1.0	0.080	11/06/15 09:07	
cis-1,3-Dichloropropene	ug/L	ND	1.0	0.14	11/06/15 09:07	
Dibromochloromethane	ug/L	ND	1.0	0.21	11/06/15 09:07	
Ethylbenzene	ug/L	ND	1.0	0.18	11/06/15 09:07	
Methylene chloride	ug/L	ND	1.0	0.15	11/06/15 09:07	
Styrene	ug/L	ND	1.0	0.12	11/06/15 09:07	
Tetrachloroethene	ug/L	ND	1.0	0.10	11/06/15 09:07	
Toluene	ug/L	ND	1.0	0.17	11/06/15 09:07	
trans-1,2-Dichloroethene	ug/L	ND	1.0	0.20	11/06/15 09:07	
trans-1,3-Dichloropropene	ug/L	ND	1.0	0.12	11/06/15 09:07	
Trichloroethene	ug/L	ND	1.0	0.17	11/06/15 09:07	
Vinyl chloride	ug/L	ND	1.0	0.13	11/06/15 09:07	
Xylene (Total)	ug/L	ND	3.0	0.42	11/06/15 09:07	
1,2-Dichloroethane-d4 (S)	%	101	80-120		11/06/15 09:07	
4-Bromofluorobenzene (S)	%	99	80-120		11/06/15 09:07	
Toluene-d8 (S)	%	99	80-120		11/06/15 09:07	

Results presented on this page are in the units indicated by the "Units" column except where an alternate unit is presented to the right of the result.

REPORT OF LABORATORY ANALYSIS

This report shall not be reproduced, except in full,
without the written consent of Pace Analytical Services, Inc..

Pace Analytical Services, Inc.
9608 Loiret Blvd.
Lenexa, KS 66219
(913)599-5665

QUALITY CONTROL DATA

Project: FORT SMITH, AR
Pace Project No.: 60206665

LABORATORY CONTROL SAMPLE: 1664091

Parameter	Units	Spike Conc.	LCS Result	LCS % Rec	% Rec Limits	Qualifiers
1,1,1-Trichloroethane	ug/L	20	19.8	99	80-120	
1,1,2,2-Tetrachloroethane	ug/L	20	20.1	100	73-121	
1,1,2-Trichloroethane	ug/L	20	18.2	91	80-120	
1,1-Dichloroethane	ug/L	20	20.0	100	80-120	
1,1-Dichloroethene	ug/L	20	21.0	105	80-120	
1,2-Dichloroethane	ug/L	20	19.2	96	81-120	
1,2-Dichloropropane	ug/L	20	19.6	98	80-120	
2-Butanone (MEK)	ug/L	100	104	104	67-122	
2-Hexanone	ug/L	100	107	107	75-121	
4-Methyl-2-pentanone (MIBK)	ug/L	100	108	108	76-120	
Acetone	ug/L	100	113	113	72-120	
Benzene	ug/L	20	21.0	105	80-120	
Bromodichloromethane	ug/L	20	19.8	99	80-120	
Bromoform	ug/L	20	20.9	105	73-138	
Bromomethane	ug/L	20	12.2	61	38-137	
Carbon disulfide	ug/L	20	22.7	113	71-129	
Carbon tetrachloride	ug/L	20	20.0	100	67-146	
Chlorobenzene	ug/L	20	19.9	100	80-120	
Chloroethane	ug/L	20	21.7	109	76-120	
Chloroform	ug/L	20	18.8	94	80-120	
Chloromethane	ug/L	20	28.4	142	34-165	
cis-1,2-Dichloroethene	ug/L	20	19.2	96	80-120	
cis-1,3-Dichloropropene	ug/L	20	21.6	108	80-120	
Dibromochloromethane	ug/L	20	20.0	100	80-126	
Ethylbenzene	ug/L	20	20.2	101	80-120	
Methylene chloride	ug/L	20	22.0	110	80-120	
Styrene	ug/L	20	21.7	109	80-123	
Tetrachloroethene	ug/L	20	19.6	98	80-123	
Toluene	ug/L	20	20.0	100	80-120	
trans-1,2-Dichloroethene	ug/L	20	19.3	97	80-120	
trans-1,3-Dichloropropene	ug/L	20	19.5	97	80-129	
Trichloroethene	ug/L	20	18.8	94	80-120	
Vinyl chloride	ug/L	20	20.7	103	62-125	
Xylene (Total)	ug/L	60	64.1	107	80-120	
1,2-Dichloroethane-d4 (S)	%			95	80-120	
4-Bromofluorobenzene (S)	%			97	80-120	
Toluene-d8 (S)	%			96	80-120	

Results presented on this page are in the units indicated by the "Units" column except where an alternate unit is presented to the right of the result.

REPORT OF LABORATORY ANALYSIS

This report shall not be reproduced, except in full,
without the written consent of Pace Analytical Services, Inc..

Pace Analytical Services, Inc.
9608 Loiret Blvd.
Lenexa, KS 66219
(913)599-5665

QUALITY CONTROL DATA

Project: FORT SMITH, AR
Pace Project No.: 60206665

QC Batch: MSV/72693
QC Batch Method: EPA 5030B/8260
Analysis Method: EPA 5030B/8260
Analysis Description: 8260 MSV Water 7 day
Associated Lab Samples: 60206665004, 60206665005

METHOD BLANK: 1663549
Matrix: Water
Associated Lab Samples: 60206665004, 60206665005

Parameter	Units	Blank Result	Reporting Limit	MDL	Analyzed	Qualifiers
1,1,1-Trichloroethane	ug/L	ND	1.0	0.11	11/05/15 18:56	
1,1,2,2-Tetrachloroethane	ug/L	ND	1.0	0.15	11/05/15 18:56	
1,1,2-Trichloroethane	ug/L	ND	1.0	0.20	11/05/15 18:56	
1,1-Dichloroethane	ug/L	ND	1.0	0.050	11/05/15 18:56	
1,1-Dichloroethene	ug/L	ND	1.0	0.20	11/05/15 18:56	
1,2-Dichloroethane	ug/L	ND	1.0	0.12	11/05/15 18:56	
1,2-Dichloropropane	ug/L	ND	1.0	0.16	11/05/15 18:56	
2-Butanone (MEK)	ug/L	ND	10.0	0.59	11/05/15 18:56	
2-Hexanone	ug/L	ND	10.0	1.2	11/05/15 18:56	
4-Methyl-2-pentanone (MIBK)	ug/L	ND	10.0	0.42	11/05/15 18:56	
Acetone	ug/L	ND	10.0	1.9	11/05/15 18:56	
Benzene	ug/L	ND	1.0	0.060	11/05/15 18:56	
Bromodichloromethane	ug/L	ND	1.0	0.19	11/05/15 18:56	
Bromoform	ug/L	ND	1.0	0.070	11/05/15 18:56	
Bromomethane	ug/L	ND	5.0	0.16	11/05/15 18:56	
Carbon disulfide	ug/L	ND	5.0	0.12	11/05/15 18:56	
Carbon tetrachloride	ug/L	ND	1.0	0.18	11/05/15 18:56	
Chlorobenzene	ug/L	ND	1.0	0.21	11/05/15 18:56	
Chloroethane	ug/L	ND	1.0	0.15	11/05/15 18:56	
Chloroform	ug/L	ND	1.0	0.14	11/05/15 18:56	
Chloromethane	ug/L	ND	1.0	0.080	11/05/15 18:56	
cis-1,2-Dichloroethene	ug/L	ND	1.0	0.080	11/05/15 18:56	
cis-1,3-Dichloropropene	ug/L	ND	1.0	0.14	11/05/15 18:56	
Dibromochloromethane	ug/L	ND	1.0	0.21	11/05/15 18:56	
Ethylbenzene	ug/L	ND	1.0	0.18	11/05/15 18:56	
Methylene chloride	ug/L	ND	1.0	0.15	11/05/15 18:56	
Styrene	ug/L	ND	1.0	0.12	11/05/15 18:56	
Tetrachloroethene	ug/L	ND	1.0	0.10	11/05/15 18:56	
Toluene	ug/L	ND	1.0	0.17	11/05/15 18:56	
trans-1,2-Dichloroethene	ug/L	ND	1.0	0.20	11/05/15 18:56	
trans-1,3-Dichloropropene	ug/L	ND	1.0	0.12	11/05/15 18:56	
Trichloroethene	ug/L	ND	1.0	0.17	11/05/15 18:56	
Vinyl chloride	ug/L	ND	1.0	0.13	11/05/15 18:56	
Xylene (Total)	ug/L	ND	3.0	0.42	11/05/15 18:56	
1,2-Dichloroethane-d4 (S)	%	100	80-120		11/05/15 18:56	
4-Bromofluorobenzene (S)	%	102	80-120		11/05/15 18:56	
Toluene-d8 (S)	%	99	80-120		11/05/15 18:56	

Results presented on this page are in the units indicated by the "Units" column except where an alternate unit is presented to the right of the result.

REPORT OF LABORATORY ANALYSIS

This report shall not be reproduced, except in full,
without the written consent of Pace Analytical Services, Inc..

Pace Analytical Services, Inc.
9608 Loiret Blvd.
Lenexa, KS 66219
(913)599-5665

QUALITY CONTROL DATA

Project: FORT SMITH, AR
Pace Project No.: 60206665

LABORATORY CONTROL SAMPLE: 1663550

Parameter	Units	Spike Conc.	LCS Result	LCS % Rec	% Rec Limits	Qualifiers
1,1,1-Trichloroethane	ug/L	20	19.6	98	80-120	
1,1,2,2-Tetrachloroethane	ug/L	20	18.7	94	73-121	
1,1,2-Trichloroethane	ug/L	20	18.6	93	80-120	
1,1-Dichloroethane	ug/L	20	19.7	98	80-120	
1,1-Dichloroethene	ug/L	20	19.7	98	80-120	
1,2-Dichloroethane	ug/L	20	20.3	101	81-120	
1,2-Dichloropropane	ug/L	20	19.5	97	80-120	
2-Butanone (MEK)	ug/L	100	105	105	67-122	
2-Hexanone	ug/L	100	104	104	75-121	
4-Methyl-2-pentanone (MIBK)	ug/L	100	108	108	76-120	
Acetone	ug/L	100	107	107	72-120	
Benzene	ug/L	20	20.8	104	80-120	
Bromodichloromethane	ug/L	20	19.0	95	80-120	
Bromoform	ug/L	20	20.0	100	73-138	
Bromomethane	ug/L	20	15.2	76	38-137	
Carbon disulfide	ug/L	20	21.9	109	71-129	
Carbon tetrachloride	ug/L	20	19.4	97	67-146	
Chlorobenzene	ug/L	20	19.6	98	80-120	
Chloroethane	ug/L	20	19.1	95	76-120	
Chloroform	ug/L	20	19.7	99	80-120	
Chloromethane	ug/L	20	18.7	94	34-165	
cis-1,2-Dichloroethene	ug/L	20	19.5	98	80-120	
cis-1,3-Dichloropropene	ug/L	20	21.5	108	80-120	
Dibromochloromethane	ug/L	20	20.3	102	80-126	
Ethylbenzene	ug/L	20	19.6	98	80-120	
Methylene chloride	ug/L	20	20.5	103	80-120	
Styrene	ug/L	20	21.0	105	80-123	
Tetrachloroethene	ug/L	20	19.8	99	80-123	
Toluene	ug/L	20	19.7	98	80-120	
trans-1,2-Dichloroethene	ug/L	20	19.0	95	80-120	
trans-1,3-Dichloropropene	ug/L	20	20.0	100	80-129	
Trichloroethene	ug/L	20	19.0	95	80-120	
Vinyl chloride	ug/L	20	20.3	101	62-125	
Xylene (Total)	ug/L	60	61.7	103	80-120	
1,2-Dichloroethane-d4 (S)	%			101	80-120	
4-Bromofluorobenzene (S)	%			101	80-120	
Toluene-d8 (S)	%			99	80-120	

Results presented on this page are in the units indicated by the "Units" column except where an alternate unit is presented to the right of the result.

REPORT OF LABORATORY ANALYSIS

This report shall not be reproduced, except in full,
without the written consent of Pace Analytical Services, Inc..

Pace Analytical Services, Inc.
9608 Loiret Blvd.
Lenexa, KS 66219
(913)599-5665

QUALIFIERS

Project: FORT SMITH, AR
Pace Project No.: 60206665

DEFINITIONS

DF - Dilution Factor, if reported, represents the factor applied to the reported data due to dilution of the sample aliquot.

ND - Not Detected at or above adjusted reporting limit.

J - Estimated concentration above the adjusted method detection limit and below the adjusted reporting limit.

MDL - Adjusted Method Detection Limit.

PQL - Practical Quantitation Limit.

RL - Reporting Limit.

S - Surrogate

1,2-Diphenylhydrazine decomposes to and cannot be separated from Azobenzene using Method 8270. The result for each analyte is a combined concentration.

Consistent with EPA guidelines, unrounded data are displayed and have been used to calculate % recovery and RPD values.

LCS(D) - Laboratory Control Sample (Duplicate)

MS(D) - Matrix Spike (Duplicate)

DUP - Sample Duplicate

RPD - Relative Percent Difference

NC - Not Calculable.

SG - Silica Gel - Clean-Up

U - Indicates the compound was analyzed for, but not detected.

N-Nitrosodiphenylamine decomposes and cannot be separated from Diphenylamine using Method 8270. The result reported for each analyte is a combined concentration.

Pace Analytical is TNI accredited. Contact your Pace PM for the current list of accredited analytes.

TNI - The NELAC Institute.

LABORATORIES

PASI-K Pace Analytical Services - Kansas City

BATCH QUALIFIERS

Batch: MSV/72692

[M5] A matrix spike/matrix spike duplicate was not performed for this batch due to insufficient sample volume.

Batch: MSV/72693

[M5] A matrix spike/matrix spike duplicate was not performed for this batch due to insufficient sample volume.

Batch: MSV/72701

[M5] A matrix spike/matrix spike duplicate was not performed for this batch due to insufficient sample volume.

ANALYTE QUALIFIERS

B Analyte was detected in the associated method blank.

This report shall not be reproduced, except in full,
without the written consent of Pace Analytical Services, Inc..

Pace Analytical Services, Inc.
9608 Loiret Blvd.
Lenexa, KS 66219
(913)599-5665

QUALITY CONTROL DATA CROSS REFERENCE TABLE

Project: FORT SMITH, AR
Pace Project No.: 60206665

Lab ID	Sample ID	QC Batch Method	QC Batch	Analytical Method	Analytical Batch
60206665001	**TMW-10-201511**	EPA 5030B/8260	MSV/72692		
60206665002	**TMW-11-201511**	EPA 5030B/8260	MSV/72692		
60206665003	**MW-61R-201511**	EPA 5030B/8260	MSV/72692		
60206665006	**TB-01-201511**	EPA 5030B/8260	MSV/72701		
60206665004	**MW-35R-201511**	EPA 5030B/8260	MSV/72693		
60206665005	**MW-65-201511**	EPA 5030B/8260	MSV/72693		

This report shall not be reproduced, except in full,
without the written consent of Pace Analytical Services, Inc..

Pace Analytical®
www.pacelabs.com

Sample Condition Upon Receipt

WO# : 60206665

60206665

CBK

Client Name: Environ

Optional
Proj Due Date:
Proj Name:

Courier: FedEx ☐ UPS ☐ VIA ☑ Clay ☐ PEX ☐ ECI ☐ Pace ☐ Other ☐ Client ☐

Tracking #: _____ Pace Shipping Label Used? Yes ☑ No ☐

Custody Seal on Cooler/Box Present: Yes ☑ No ☐ Seals intact: Yes ☑ No ☐

Packing Material: Bubble Wrap ☐ Bubble Bags ☐ Foam ☑ None ☐ Other ☐

Thermometer Used: CF +0.6 T-239 / CF +0.6 T-262 **Type of Ice:** (Wet) Blue None ☐ Samples received on ice, cooling process has begun.
(circle one)

Cooler Temperature: 1.1

Date and initials of person examining contents: BB 11/5/15

Temperature should be above freezing to 6°C

Chain of Custody present:	☑Yes ☐No ☐N/A	1.
Chain of Custody filled out:	☑Yes ☐No ☐N/A	2.
Chain of Custody relinquished:	☑Yes ☐No ☐N/A	3.
Sampler name & signature on COC:	☑Yes ☐No ☐N/A	4.
Samples arrived within holding time:	☑Yes ☐No ☐N/A	5.
Short Hold Time analyses (<72hr):	☐Yes ☑No ☐N/A	6.
Rush Turn Around Time requested:	☑Yes ☐No ☐N/A	7. 1 DAY
Sufficient volume:	☑Yes ☐No ☐N/A	8.
Correct containers used:	☑Yes ☐No ☐N/A	
Pace containers used:	☑Yes ☐No ☐N/A	9.
Containers intact:	☑Yes ☐No ☐N/A	10.
Unpreserved 5035A soils frozen w/in 48hrs?	☐Yes ☐No ☑N/A	11.
Filtered volume received for dissolved tests?	☐Yes ☐No ☑N/A	12.
Sample labels match COC:	☑Yes ☐No ☐N/A	
Includes date/time/ID/analyses Y Matrix: WT		13.
All containers needing preservation have been checked.	☐Yes ☐No ☑N/A	
All containers needing preservation are found to be in compliance with EPA recommendation.	☐Yes ☐No ☑N/A	14.
Exceptions: VOA, Coliform, O&G, WI-DRO (water)	☑Yes ☐No	Initial when completed / Lot # of added preservative
Trip Blank present:	☑Yes ☐No ☐N/A	
Pace Trip Blank lot # (if purchased): 101215-3B2W		15.
Headspace in VOA vials (>6mm):	☐Yes ☑No ☐N/A	16.
Project sampled in USDA Regulated Area:	☐Yes ☐No ☑N/A	17. List State:
Additional labels attached to 5035A vials in the field?	☐Yes ☐No ☑N/A	18.

Client Notification/ Resolution: Copy COC to Client? Y / (N) Field Data Required? Y / (N)

Person Contacted: _____ Date/Time: _____

Comments/ Resolution: Emailed Wendy to see if we should analyze the trip blank.
CBC 11/05/15.

Project Manager Review: CBC Date: 11/5/15

CHAIN-OF-CUSTODY / Analytical Request Document

The Chain-of-Custody is a LEGAL DOCUMENT. All relevant fields must be completed accurately.

Pace Analytical
www.pacelabs.com

Section A Required Client Information:

Company:	Environ
Address:	7500 College Blvd., Ste. 925
	Overland Park, KS 66210
Email To:	wstonestreet@environcorp.com
Phone: 913-553-5926	Fax:
Requested Due Date/TAT:	1DAY TAT

Section B Required Project Information:

Report To:	Wendy Stonestreet
Copy To:	Tamara Gleason
	tgleason@environcorp.com
Purchase Order No.:	
Project Name:	Fort Smith, AR
Project Number:	

Section C Invoice Information:

Attention:	Tamara Gleason
Company Name:	
Address:	
Pace Quote Reference:	
Pace Project Manager:	Colleen Clyne (913) 563-1406
Pace Profile #:	7444 water, 7709 soil

REGULATORY AGENCY

☐ NPDES ☐ GROUND WATER ☐ DRINKING WATER
☐ UST ☐ RCRA ☒ OTHER ADEQ

Site Location STATE: AR

Section D Required Client Information

SAMPLE ID (A-Z, 0-9 / ,-) Sample IDs MUST BE UNIQUE

Valid Matrix Codes

MATRIX	CODE
DRINKING WATER	DW
WATER	WT
WASTE WATER	WW
PRODUCT	P
SOIL/SOLID	SL
OIL	OL
WIPE	WP
AIR	AR
OTHER	OT
TISSUE	TS

Requested Analysis Filtered (Y/N)

ITEM #	SAMPLE ID	MATRIX CODE (see valid codes to left)	SAMPLE TYPE (G=GRAB C=COMP)	COLLECTED COMPOSITE START DATE	COLLECTED COMPOSITE START TIME	COLLECTED COMPOSITE END/GRAB DATE	COLLECTED COMPOSITE END/GRAB TIME	SAMPLE TEMP AT COLLECTION	# OF CONTAINERS	Preservatives: Unpreserved	H_2SO_4	HNO_3	HCl	NaOH	$Na_2S_2O_3$	Methanol	Other Ascorbic Acid	Analysis Test ↓ Y/N	3260 client specific list	Residual Chlorine (Y/N)	Pace Project No./ Lab I.D.
																					60206065
1	TMW-10-201511	WT		11/4/15	1228				3				X					X	3DG9H	N	001
2	TMW-11-201511	WT		11/4/15	1405				3				X					X	↓	N	002
3	MW-61R-201511	WT		11/4/15	1445				3				X					X	↓	N	003
4	MW-35R-201511	WT		11/4/15	1640				3								X	X	0 H R	N	7 day hold time 004
5	MW-65-201511	WT		11/4/15	1640				3								X	X	↓	N	7 day hold time 005
6	TB-01-201511	WT		11/4/15	—				2				X						2DG9H		006
7																					
8																					
9																					
10																					
11																					
12																					

ADDITIONAL COMMENTS	RELINQUISHED BY / AFFILIATION	DATE	TIME	ACCEPTED BY / AFFILIATION	DATE	TIME	SAMPLE CONDITIONS: Temp in °C	Received on Ice (Y/N)	Custody Sealed Cooler (Y/N)	Samples Intact (Y/N)
	Wendy Stonestreet/ER	11/4/2015	1830		11/5/15	1220	1.1	Y	Y	Y

SAMPLER NAME AND SIGNATURE

PRINT Name of SAMPLER: Wendy Stonestreet

SIGNATURE of SAMPLER: Wendy Stonestreet DATE Signed (MM/DD/YY): 11/4/2015

*Important Note: By signing this form you are accepting Pace's NET 30 day payment terms and agreeing to late charges of 1.5% per month for any invoices not paid within 30 days.

Pace Analytical Services, Inc.
9608 Loiret Blvd.
Lenexa, KS 66219
(913)599-5665

December 09, 2015

Wendy Stonestreet
Environ International Corporation
7500 College Blvd Ste 925
Overland Park, KS 66210

RE: Project: Fort Smith, AR
Pace Project No.: 60208468

Dear Wendy Stonestreet:
Enclosed are the analytical results for sample(s) received by the laboratory on December 02, 2015. The results relate only to the samples included in this report. Results reported herein conform to the most current TNI standards and the laboratory's Quality Assurance Manual, where applicable, unless otherwise noted in the body of the report.

If you have any questions concerning this report, please feel free to contact me.

Sincerely,

Colleen Clyne
colleen.clyne@pacelabs.com
Project Manager

Enclosures

cc: Tamara Gleason, ENVIRON International Corporation

This report shall not be reproduced, except in full,
without the written consent of Pace Analytical Services, Inc..

Pace Analytical Services, Inc.
9608 Loiret Blvd.
Lenexa, KS 66219
(913)599-5665

CERTIFICATIONS

Project: Fort Smith, AR
Pace Project No.: 60208468

Kansas Certification IDs
9608 Loiret Boulevard, Lenexa, KS 66219
WY STR Certification #: 2456.01
Arkansas Certification #: 15-016-0
Illinois Certification #: 003097
Iowa Certification #: 118
Kansas/NELAP Certification #: E-10116
Louisiana Certification #: 03055
Nevada Certification #: KS000212008A
Oklahoma Certification #: 9205/9935
Texas Certification #: T104704407
Utah Certification #: KS00021

REPORT OF LABORATORY ANALYSIS

This report shall not be reproduced, except in full,
without the written consent of Pace Analytical Services, Inc..

Pace Analytical Services, Inc.
9608 Loiret Blvd.
Lenexa, KS 66219
(913)599-5665

SAMPLE SUMMARY

Project: Fort Smith, AR
Pace Project No.: 60208468

Lab ID	Sample ID	Matrix	Date Collected	Date Received
60208468001	**TMW-10-201512**	Water	12/01/15 14:00	12/02/15 08:45
60208468002	**TMW-11-201512**	Water	12/01/15 13:40	12/02/15 08:45
60208468003	**MW-61R-201512**	Water	12/01/15 16:00	12/02/15 08:45
60208468004	**MW-23-201512**	Water	12/01/15 16:38	12/02/15 08:45
60208468005	**TB-1-201512**	Water	12/01/15 08:00	12/02/15 08:45

This report shall not be reproduced, except in full,
without the written consent of Pace Analytical Services, Inc..

Pace Analytical Services, Inc.
9608 Loiret Blvd.
Lenexa, KS 66219
(913)599-5665

SAMPLE ANALYTE COUNT

Project: Fort Smith, AR
Pace Project No.: 60208468

Lab ID	Sample ID	Method	Analysts	Analytes Reported	Laboratory
60208468001	**TMW-10-201512**	EPA 6010	NDJ	2	PASI-K
		EPA 5030B/8260	PGH	38	PASI-K
		SM 2320B	CRS	3	PASI-K
		EPA 300.0	AJM	1	PASI-K
		EPA 353.2	RAB	3	PASI-K
		SM 4500-CO2 D	TJG	1	PASI-K
60208468002	**TMW-11-201512**	EPA 6010	NDJ	2	PASI-K
		EPA 5030B/8260	PGH	38	PASI-K
		SM 2320B	CRS	3	PASI-K
		EPA 300.0	AJM	1	PASI-K
		EPA 353.2	RAB	3	PASI-K
		SM 4500-CO2 D	TJG	1	PASI-K
60208468003	**MW-61R-201512**	EPA 6010	NDJ	2	PASI-K
		EPA 5030B/8260	PGH	38	PASI-K
		SM 2320B	CRS	3	PASI-K
		EPA 300.0	AJM	1	PASI-K
		EPA 353.2	RAB	3	PASI-K
		SM 4500-CO2 D	TJG	1	PASI-K
60208468004	**MW-23-201512**	EPA 5030B/8260	PGH	38	PASI-K
60208468005	**TB-1-201512**	EPA 5030B/8260	PGH	38	PASI-K

REPORT OF LABORATORY ANALYSIS

This report shall not be reproduced, except in full,
without the written consent of Pace Analytical Services, Inc..

Pace Analytical Services, Inc.
9608 Loiret Blvd.
Lenexa, KS 66219
(913)599-5665

PROJECT NARRATIVE

Project: Fort Smith, AR
Pace Project No.: 60208468

Method: **EPA 6010**
Description: 6010 MET ICP
Client: Environ_AR
Date: December 09, 2015

General Information:
3 samples were analyzed for EPA 6010. All samples were received in acceptable condition with any exceptions noted below or on the chain-of custody and/or the sample condition upon receipt form (SCUR) attached at the end of this report.

Hold Time:
The samples were analyzed within the method required hold times with any exceptions noted below.

Sample Preparation:
The samples were prepared in accordance with EPA 3010 with any exceptions noted below.

Initial Calibrations (including MS Tune as applicable):
All criteria were within method requirements with any exceptions noted below.

Continuing Calibration:
All criteria were within method requirements with any exceptions noted below.

Method Blank:
All analytes were below the report limit in the method blank, where applicable, with any exceptions noted below.

Laboratory Control Spike:
All laboratory control spike compounds were within QC limits with any exceptions noted below.

Matrix Spikes:
All percent recoveries and relative percent differences (RPDs) were within acceptance criteria with any exceptions noted below.

Additional Comments:

This report shall not be reproduced, except in full,
without the written consent of Pace Analytical Services, Inc..

Pace Analytical Services, Inc.
9608 Loiret Blvd.
Lenexa, KS 66219
(913)599-5665

PROJECT NARRATIVE

Project: Fort Smith, AR
Pace Project No.: 60208468

Method: **EPA 5030B/8260**
Description: 8260 MSV
Client: Environ_AR
Date: December 09, 2015

General Information:
5 samples were analyzed for EPA 5030B/8260. All samples were received in acceptable condition with any exceptions noted below or on the chain-of custody and/or the sample condition upon receipt form (SCUR) attached at the end of this report.

pH: Post-analysis pH measurement indicates insufficient VOA sample preservation.
- TMW-11-201512 (Lab ID: 60208468002)

Hold Time:
The samples were analyzed within the method required hold times with any exceptions noted below.

Initial Calibrations (including MS Tune as applicable):
All criteria were within method requirements with any exceptions noted below.

Continuing Calibration:
All criteria were within method requirements with any exceptions noted below.

Internal Standards:
All internal standards were within QC limits with any exceptions noted below.

Surrogates:
All surrogates were within QC limits with any exceptions noted below.

Method Blank:
All analytes were below the report limit in the method blank, where applicable, with any exceptions noted below.

QC Batch: MSV/73133

B: Analyte was detected in the associated method blank.
- BLANK for HBN 411043 [MSV/7313 (Lab ID: 1677818)
  - Methylene chloride

QC Batch: MSV/73137

B: Analyte was detected in the associated method blank.
- BLANK for HBN 411108 [MSV/7313 (Lab ID: 1678115)
  - Methylene chloride

QC Batch: MSV/73148

B: Analyte was detected in the associated method blank.
- BLANK for HBN 411191 [MSV/7314 (Lab ID: 1678720)
  - Acetone

Laboratory Control Spike:
All laboratory control spike compounds were within QC limits with any exceptions noted below.

Matrix Spikes:
All percent recoveries and relative percent differences (RPDs) were within acceptance criteria with any exceptions noted below.

REPORT OF LABORATORY ANALYSIS

This report shall not be reproduced, except in full,
without the written consent of Pace Analytical Services, Inc..

Pace Analytical Services, Inc.
9608 Loiret Blvd.
Lenexa, KS 66219
(913)599-5665

PROJECT NARRATIVE

Project: Fort Smith, AR
Pace Project No.: 60208468

Method: **EPA 5030B/8260**
Description: 8260 MSV
Client: Environ_AR
Date: December 09, 2015

QC Batch: MSV/73132

A matrix spike/matrix spike duplicate was not performed due to insufficient sample volume.

QC Batch: MSV/73133

A matrix spike/matrix spike duplicate was not performed due to insufficient sample volume.

QC Batch: MSV/73137

A matrix spike/matrix spike duplicate was not performed due to insufficient sample volume.

QC Batch: MSV/73148

A matrix spike/matrix spike duplicate was not performed due to insufficient sample volume.

Additional Comments:

This report shall not be reproduced, except in full,
without the written consent of Pace Analytical Services, Inc..

Pace Analytical Services, Inc.
9608 Loiret Blvd.
Lenexa, KS 66219
(913)599-5665

PROJECT NARRATIVE

Project: Fort Smith, AR
Pace Project No.: 60208468

Method: **SM 2320B**
Description: 2320B Alkalinity
Client: Environ_AR
Date: December 09, 2015

General Information:
3 samples were analyzed for SM 2320B. All samples were received in acceptable condition with any exceptions noted below or on the chain-of custody and/or the sample condition upon receipt form (SCUR) attached at the end of this report.

Hold Time:
The samples were analyzed within the method required hold times with any exceptions noted below.

Method Blank:
All analytes were below the report limit in the method blank, where applicable, with any exceptions noted below.

Laboratory Control Spike:
All laboratory control spike compounds were within QC limits with any exceptions noted below.

Matrix Spikes:
All percent recoveries and relative percent differences (RPDs) were within acceptance criteria with any exceptions noted below.

Duplicate Sample:
All duplicate sample results were within method acceptance criteria with any exceptions noted below.

QC Batch: WET/58748

D6: The relative percent difference (RPD) between the sample and sample duplicate exceeded laboratory control limits.

- DUP (Lab ID: 1677530)
  - Alkalinity,Bicarbonate (CaCO3)

Additional Comments:

This report shall not be reproduced, except in full,
without the written consent of Pace Analytical Services, Inc..

Pace Analytical Services, Inc.
9608 Loiret Blvd.
Lenexa, KS 66219
(913)599-5665

PROJECT NARRATIVE

Project: Fort Smith, AR
Pace Project No.: 60208468

Method: **EPA 300.0**
Description: 300.0 IC Anions 28 Days
Client: Environ_AR
Date: December 09, 2015

General Information:
3 samples were analyzed for EPA 300.0. All samples were received in acceptable condition with any exceptions noted below or on the chain-of custody and/or the sample condition upon receipt form (SCUR) attached at the end of this report.

Hold Time:
The samples were analyzed within the method required hold times with any exceptions noted below.

Initial Calibrations (including MS Tune as applicable):
All criteria were within method requirements with any exceptions noted below.

Continuing Calibration:
All criteria were within method requirements with any exceptions noted below.

Method Blank:
All analytes were below the report limit in the method blank, where applicable, with any exceptions noted below.

Laboratory Control Spike:
All laboratory control spike compounds were within QC limits with any exceptions noted below.

Matrix Spikes:
All percent recoveries and relative percent differences (RPDs) were within acceptance criteria with any exceptions noted below.

Additional Comments:

This report shall not be reproduced, except in full,
without the written consent of Pace Analytical Services, Inc..

Pace Analytical Services, Inc.
9608 Loiret Blvd.
Lenexa, KS 66219
(913)599-5665

PROJECT NARRATIVE

Project: Fort Smith, AR
Pace Project No.: 60208468

Method: **EPA 353.2**
Description: 353.2 Nitrogen, NO2/NO3 unpres
Client: Environ_AR
Date: December 09, 2015

General Information:
3 samples were analyzed for EPA 353.2. All samples were received in acceptable condition with any exceptions noted below or on the chain-of custody and/or the sample condition upon receipt form (SCUR) attached at the end of this report.

Hold Time:
The samples were analyzed within the method required hold times with any exceptions noted below.

Initial Calibrations (including MS Tune as applicable):
All criteria were within method requirements with any exceptions noted below.

Continuing Calibration:
All criteria were within method requirements with any exceptions noted below.

Method Blank:
All analytes were below the report limit in the method blank, where applicable, with any exceptions noted below.

Laboratory Control Spike:
All laboratory control spike compounds were within QC limits with any exceptions noted below.

Matrix Spikes:
All percent recoveries and relative percent differences (RPDs) were within acceptance criteria with any exceptions noted below.

QC Batch: WETA/37174

A matrix spike and/or matrix spike duplicate (MS/MSD) were performed on the following sample(s): 60208466001,60208469001

M1: Matrix spike recovery exceeded QC limits. Batch accepted based on laboratory control sample (LCS) recovery.

- MS (Lab ID: 1677458)
  - Nitrogen, NO2 plus NO3
  - Nitrogen, Nitrate
  - Nitrogen, Nitrite
- MS (Lab ID: 1677460)
  - Nitrogen, NO2 plus NO3
  - Nitrogen, Nitrate

Duplicate Sample:
All duplicate sample results were within method acceptance criteria with any exceptions noted below.

Additional Comments:

Analyte Comments:

QC Batch: WETA/37174

D3: Sample was diluted due to the presence of high levels of non-target analytes or other matrix interference.

- MW-61R-201512 (Lab ID: 60208468003)
  - Nitrogen, NO2 plus NO3

This report shall not be reproduced, except in full,
without the written consent of Pace Analytical Services, Inc..

Pace Analytical Services, Inc.
9608 Loiret Blvd.
Lenexa, KS 66219
(913)599-5665

PROJECT NARRATIVE

Project: Fort Smith, AR
Pace Project No.: 60208468

Method: **EPA 353.2**
Description: 353.2 Nitrogen, NO2/NO3 unpres
Client: Environ_AR
Date: December 09, 2015

Analyte Comments:

QC Batch: WETA/37174

D3: Sample was diluted due to the presence of high levels of non-target analytes or other matrix interference.

- TMW-10-201512 (Lab ID: 60208468001)
  - Nitrogen, NO2 plus NO3
- TMW-11-201512 (Lab ID: 60208468002)
  - Nitrogen, NO2 plus NO3

This report shall not be reproduced, except in full,
without the written consent of Pace Analytical Services, Inc..

Pace Analytical Services, Inc.
9608 Loiret Blvd.
Lenexa, KS 66219
(913)599-5665

PROJECT NARRATIVE

Project: Fort Smith, AR
Pace Project No.: 60208468

Method: **SM 4500-CO2 D**
Description: Total Carbon Dioxide Calc
Client: Environ_AR
Date: December 09, 2015

General Information:
3 samples were analyzed for SM 4500-CO2 D. All samples were received in acceptable condition with any exceptions noted below or on the chain-of custody and/or the sample condition upon receipt form (SCUR) attached at the end of this report.

Hold Time:
The samples were analyzed within the method required hold times with any exceptions noted below.

Initial Calibrations (including MS Tune as applicable):
All criteria were within method requirements with any exceptions noted below.

Continuing Calibration:
All criteria were within method requirements with any exceptions noted below.

Method Blank:
All analytes were below the report limit in the method blank, where applicable, with any exceptions noted below.

Laboratory Control Spike:
All laboratory control spike compounds were within QC limits with any exceptions noted below.

Matrix Spikes:
All percent recoveries and relative percent differences (RPDs) were within acceptance criteria with any exceptions noted below.

Additional Comments:

This data package has been reviewed for quality and completeness and is approved for release.

This report shall not be reproduced, except in full,
without the written consent of Pace Analytical Services, Inc..

Pace Analytical Services, Inc.
9608 Loiret Blvd.
Lenexa, KS 66219
(913)599-5665

ANALYTICAL RESULTS

Project: Fort Smith, AR
Pace Project No.: 60208468

Sample: TMW-10-201512 **Lab ID: 60208468001** Collected: 12/01/15 14:00 Received: 12/02/15 08:45 Matrix: Water

Parameters	Results	Units	Report Limit	MDL	DF	Prepared	Analyzed	CAS No.	Qual
6010 MET ICP	Analytical Method: EPA 6010 Preparation Method: EPA 3010								
Iron	**1730**	ug/L	50.0	9.0	1	12/03/15 16:00	12/04/15 13:15	7439-89-6	
Manganese	**37.4**	ug/L	5.0	2.4	1	12/03/15 16:00	12/04/15 13:15	7439-96-5	
8260 MSV	Analytical Method: EPA 5030B/8260								
Acetone	**2.0J**	ug/L	10.0	1.9	1		12/04/15 12:41	67-64-1	B
Benzene	ND	ug/L	1.0	0.060	1		12/03/15 18:16	71-43-2	
Bromodichloromethane	ND	ug/L	1.0	0.19	1		12/03/15 18:16	75-27-4	
Bromoform	ND	ug/L	1.0	0.070	1		12/03/15 18:16	75-25-2	
Bromomethane	ND	ug/L	5.0	0.16	1		12/03/15 18:16	74-83-9	
2-Butanone (MEK)	ND	ug/L	10.0	0.59	1		12/04/15 12:41	78-93-3	
Carbon disulfide	ND	ug/L	5.0	0.12	1		12/03/15 18:16	75-15-0	
Carbon tetrachloride	ND	ug/L	1.0	0.18	1		12/03/15 18:16	56-23-5	
Chlorobenzene	ND	ug/L	1.0	0.21	1		12/03/15 18:16	108-90-7	
Chloroethane	ND	ug/L	1.0	0.15	1		12/03/15 18:16	75-00-3	
Chloroform	ND	ug/L	1.0	0.14	1		12/03/15 18:16	67-66-3	
Chloromethane	**0.29J**	ug/L	1.0	0.080	1		12/03/15 18:16	74-87-3	
Dibromochloromethane	ND	ug/L	1.0	0.21	1		12/03/15 18:16	124-48-1	
1,1-Dichloroethane	ND	ug/L	1.0	0.050	1		12/03/15 18:16	75-34-3	
1,2-Dichloroethane	ND	ug/L	1.0	0.12	1		12/03/15 18:16	107-06-2	
1,1-Dichloroethene	ND	ug/L	1.0	0.20	1		12/03/15 18:16	75-35-4	
cis-1,2-Dichloroethene	**0.88J**	ug/L	1.0	0.080	1		12/03/15 18:16	156-59-2	
trans-1,2-Dichloroethene	ND	ug/L	1.0	0.20	1		12/03/15 18:16	156-60-5	
1,2-Dichloropropane	ND	ug/L	1.0	0.16	1		12/03/15 18:16	78-87-5	
cis-1,3-Dichloropropene	ND	ug/L	1.0	0.14	1		12/03/15 18:16	10061-01-5	
trans-1,3-Dichloropropene	ND	ug/L	1.0	0.12	1		12/03/15 18:16	10061-02-6	
Ethylbenzene	ND	ug/L	1.0	0.18	1		12/03/15 18:16	100-41-4	
2-Hexanone	ND	ug/L	10.0	1.2	1		12/03/15 18:16	591-78-6	
Methylene chloride	ND	ug/L	1.0	0.15	1		12/03/15 18:16	75-09-2	
4-Methyl-2-pentanone (MIBK)	ND	ug/L	10.0	0.42	1		12/03/15 18:16	108-10-1	
Styrene	ND	ug/L	1.0	0.12	1		12/03/15 18:16	100-42-5	
1,1,2,2-Tetrachloroethane	ND	ug/L	1.0	0.15	1		12/03/15 18:16	79-34-5	
Tetrachloroethene	ND	ug/L	1.0	0.10	1		12/03/15 18:16	127-18-4	
Toluene	ND	ug/L	1.0	0.17	1		12/03/15 18:16	108-88-3	
1,1,1-Trichloroethane	ND	ug/L	1.0	0.11	1		12/03/15 18:16	71-55-6	
1,1,2-Trichloroethane	ND	ug/L	1.0	0.20	1		12/03/15 18:16	79-00-5	
Trichloroethene	**114**	ug/L	1.0	0.17	1		12/03/15 18:16	79-01-6	
Vinyl chloride	ND	ug/L	1.0	0.13	1		12/03/15 18:16	75-01-4	
Xylene (Total)	ND	ug/L	3.0	0.42	1		12/03/15 18:16	1330-20-7	
Surrogates									
4-Bromofluorobenzene (S)	101	%	80-120		1		12/03/15 18:16	460-00-4	
1,2-Dichloroethane-d4 (S)	102	%	80-120		1		12/03/15 18:16	17060-07-0	
Toluene-d8 (S)	101	%	80-120		1		12/03/15 18:16	2037-26-5	
Preservation pH	**1.0**		0.10	0.10	1		12/03/15 18:16		
2320B Alkalinity	Analytical Method: SM 2320B								
Alkalinity,Bicarbonate (CaCO3)	**154**	mg/L	20.0	2.0	1		12/03/15 09:21		

REPORT OF LABORATORY ANALYSIS

This report shall not be reproduced, except in full,
without the written consent of Pace Analytical Services, Inc..

Pace Analytical Services, Inc.
9608 Loiret Blvd.
Lenexa, KS 66219
(913)599-5665

ANALYTICAL RESULTS

Project: Fort Smith, AR
Pace Project No.: 60208468

Sample: TMW-10-201512 **Lab ID: 60208468001** Collected: 12/01/15 14:00 Received: 12/02/15 08:45 Matrix: Water

Parameters	Results	Units	Report Limit	MDL	DF	Prepared	Analyzed	CAS No.	Qual
2320B Alkalinity	Analytical Method: SM 2320B								
Alkalinity, Carbonate (CaCO3)	ND	mg/L	20.0	2.0	1		12/03/15 09:21		
Alkalinity, Total as CaCO3	**154**	mg/L	20.0	2.0	1		12/03/15 09:21		
	Analytical Method: SM 4500-H+B								
pH at 25 Degrees C	**6.3**	Std. Units	0.10	0.10	1		12/01/15 13:45		H6
300.0 IC Anions 28 Days	Analytical Method: EPA 300.0								
Sulfate	**3.7**	mg/L	1.0	0.24	1		12/03/15 20:59	14808-79-8	
353.2 Nitrogen, NO2/NO3 unpres	Analytical Method: EPA 353.2								
Nitrogen, Nitrate	**1.9**	mg/L	1.0	0.14	10		12/02/15 13:50		
Nitrogen, Nitrite	ND	mg/L	1.0	0.23	10		12/02/15 13:50		
Nitrogen, NO2 plus NO3	**1.9**	mg/L	1.0	0.14	10		12/02/15 13:50		D3
Total Carbon Dioxide Calc	Analytical Method: SM 4500-CO2 D								
Carbon Dioxide Calculation	**294**	mg/L	20.0	20.0	1		12/08/15 00:00		

REPORT OF LABORATORY ANALYSIS

This report shall not be reproduced, except in full,
without the written consent of Pace Analytical Services, Inc..

Pace Analytical Services, Inc.
9608 Loiret Blvd.
Lenexa, KS 66219
(913)599-5665

ANALYTICAL RESULTS

Project: Fort Smith, AR
Pace Project No.: 60208468

Sample: TMW-11-201512 **Lab ID: 60208468002** Collected: 12/01/15 13:40 Received: 12/02/15 08:45 Matrix: Water

Parameters	Results	Units	Report Limit	MDL	DF	Prepared	Analyzed	CAS No.	Qual
6010 MET ICP	Analytical Method: EPA 6010 Preparation Method: EPA 3010								
Iron	**193000**	ug/L	50.0	9.0	1	12/03/15 16:00	12/04/15 13:17	7439-89-6	
Manganese	**35900**	ug/L	50.0	24.1	10	12/03/15 16:00	12/04/15 15:44	7439-96-5	
8260 MSV	Analytical Method: EPA 5030B/8260								
Acetone	**1420**	ug/L	50.0	9.4	5		12/04/15 12:56	67-64-1	
Benzene	**0.15J**	ug/L	1.0	0.060	1		12/03/15 18:02	71-43-2	
Bromodichloromethane	ND	ug/L	1.0	0.19	1		12/03/15 18:02	75-27-4	
Bromoform	ND	ug/L	1.0	0.070	1		12/03/15 18:02	75-25-2	
Bromomethane	ND	ug/L	5.0	0.16	1		12/03/15 18:02	74-83-9	
2-Butanone (MEK)	**1410**	ug/L	50.0	3.0	5		12/04/15 12:56	78-93-3	
Carbon disulfide	**0.38J**	ug/L	5.0	0.12	1		12/03/15 18:02	75-15-0	
Carbon tetrachloride	ND	ug/L	1.0	0.18	1		12/03/15 18:02	56-23-5	
Chlorobenzene	ND	ug/L	1.0	0.21	1		12/03/15 18:02	108-90-7	
Chloroethane	**0.48J**	ug/L	1.0	0.15	1		12/03/15 18:02	75-00-3	
Chloroform	ND	ug/L	1.0	0.14	1		12/03/15 18:02	67-66-3	
Chloromethane	**0.46J**	ug/L	1.0	0.080	1		12/03/15 18:02	74-87-3	
Dibromochloromethane	ND	ug/L	1.0	0.21	1		12/03/15 18:02	124-48-1	
1,1-Dichloroethane	ND	ug/L	1.0	0.050	1		12/03/15 18:02	75-34-3	
1,2-Dichloroethane	ND	ug/L	1.0	0.12	1		12/03/15 18:02	107-06-2	
1,1-Dichloroethene	ND	ug/L	1.0	0.20	1		12/03/15 18:02	75-35-4	
cis-1,2-Dichloroethene	**5.8**	ug/L	1.0	0.080	1		12/03/15 18:02	156-59-2	
trans-1,2-Dichloroethene	**0.64J**	ug/L	1.0	0.20	1		12/03/15 18:02	156-60-5	
1,2-Dichloropropane	ND	ug/L	1.0	0.16	1		12/03/15 18:02	78-87-5	
cis-1,3-Dichloropropene	ND	ug/L	1.0	0.14	1		12/03/15 18:02	10061-01-5	
trans-1,3-Dichloropropene	ND	ug/L	1.0	0.12	1		12/03/15 18:02	10061-02-6	
Ethylbenzene	ND	ug/L	1.0	0.18	1		12/03/15 18:02	100-41-4	
2-Hexanone	**5.3J**	ug/L	10.0	1.2	1		12/03/15 18:02	591-78-6	
Methylene chloride	**0.30J**	ug/L	1.0	0.15	1		12/03/15 18:02	75-09-2	B
4-Methyl-2-pentanone (MIBK)	**1.6J**	ug/L	10.0	0.42	1		12/03/15 18:02	108-10-1	
Styrene	ND	ug/L	1.0	0.12	1		12/03/15 18:02	100-42-5	
1,1,2,2-Tetrachloroethane	ND	ug/L	1.0	0.15	1		12/03/15 18:02	79-34-5	
Tetrachloroethene	ND	ug/L	1.0	0.10	1		12/03/15 18:02	127-18-4	
Toluene	**0.57J**	ug/L	1.0	0.17	1		12/03/15 18:02	108-88-3	
1,1,1-Trichloroethane	ND	ug/L	1.0	0.11	1		12/03/15 18:02	71-55-6	
1,1,2-Trichloroethane	ND	ug/L	1.0	0.20	1		12/03/15 18:02	79-00-5	
Trichloroethene	**0.63J**	ug/L	1.0	0.17	1		12/03/15 18:02	79-01-6	
Vinyl chloride	ND	ug/L	1.0	0.13	1		12/03/15 18:02	75-01-4	
Xylene (Total)	ND	ug/L	3.0	0.42	1		12/03/15 18:02	1330-20-7	
Surrogates									
4-Bromofluorobenzene (S)	100	%	80-120		1		12/03/15 18:02	460-00-4	
1,2-Dichloroethane-d4 (S)	102	%	80-120		1		12/03/15 18:02	17060-07-0	
Toluene-d8 (S)	100	%	80-120		1		12/03/15 18:02	2037-26-5	
Preservation pH	**6.0**		0.10	0.10	1		12/03/15 18:02		pH
2320B Alkalinity	Analytical Method: SM 2320B								
Alkalinity,Bicarbonate (CaCO3)	**2630**	mg/L	60.0	6.0	3		12/03/15 12:59		

REPORT OF LABORATORY ANALYSIS

This report shall not be reproduced, except in full,
without the written consent of Pace Analytical Services, Inc..

Pace Analytical Services, Inc.
9608 Loiret Blvd.
Lenexa, KS 66219
(913)599-5665

ANALYTICAL RESULTS

Project: Fort Smith, AR
Pace Project No.: 60208468

Sample: TMW-11-201512 **Lab ID: 60208468002** Collected: 12/01/15 13:40 Received: 12/02/15 08:45 Matrix: Water

Parameters	Results	Units	Report Limit	MDL	DF	Prepared	Analyzed	CAS No.	Qual
2320B Alkalinity	Analytical Method: SM 2320B								
Alkalinity, Carbonate (CaCO3)	ND	mg/L	60.0	6.0	3		12/03/15 12:59		
Alkalinity, Total as CaCO3	**2630**	mg/L	60.0	6.0	3		12/03/15 12:59		
	Analytical Method: SM 4500-H+B								
pH at 25 Degrees C	**6.7**	Std. Units	0.10	0.10	1		12/01/15 13:40		H6
300.0 IC Anions 28 Days	Analytical Method: EPA 300.0								
Sulfate	**0.91J**	mg/L	1.0	0.24	1		12/03/15 21:14	14808-79-8	
353.2 Nitrogen, NO2/NO3 unpres	Analytical Method: EPA 353.2								
Nitrogen, Nitrate	ND	mg/L	1.0	0.14	10		12/02/15 13:51		
Nitrogen, Nitrite	ND	mg/L	1.0	0.23	10		12/02/15 13:51		
Nitrogen, NO2 plus NO3	ND	mg/L	1.0	0.14	10		12/02/15 13:51		D3
Total Carbon Dioxide Calc	Analytical Method: SM 4500-CO2 D								
Carbon Dioxide Calculation	**3270**	mg/L	20.0	20.0	1		12/08/15 00:00		

This report shall not be reproduced, except in full,
without the written consent of Pace Analytical Services, Inc..

Pace Analytical Services, Inc.
9608 Loiret Blvd.
Lenexa, KS 66219
(913)599-5665

ANALYTICAL RESULTS

Project: Fort Smith, AR
Pace Project No.: 60208468

Sample: MW-61R-201512 **Lab ID: 60208468003** Collected: 12/01/15 16:00 Received: 12/02/15 08:45 Matrix: Water

Parameters	Results	Units	Report Limit	MDL	DF	Prepared	Analyzed	CAS No.	Qual
6010 MET ICP	Analytical Method: EPA 6010 Preparation Method: EPA 3010								
Iron	**52400**	ug/L	50.0	9.0	1	12/03/15 16:00	12/04/15 13:20	7439-89-6	
Manganese	**6320**	ug/L	5.0	2.4	1	12/03/15 16:00	12/04/15 13:20	7439-96-5	
8260 MSV	Analytical Method: EPA 5030B/8260								
Acetone	**148**	ug/L	10.0	1.9	1		12/03/15 17:47	67-64-1	
Benzene	**0.10J**	ug/L	1.0	0.060	1		12/03/15 17:47	71-43-2	
Bromodichloromethane	ND	ug/L	1.0	0.19	1		12/03/15 17:47	75-27-4	
Bromoform	ND	ug/L	1.0	0.070	1		12/03/15 17:47	75-25-2	
Bromomethane	ND	ug/L	5.0	0.16	1		12/03/15 17:47	74-83-9	
2-Butanone (MEK)	**233**	ug/L	10.0	0.59	1		12/03/15 17:47	78-93-3	
Carbon disulfide	**0.27J**	ug/L	5.0	0.12	1		12/03/15 17:47	75-15-0	
Carbon tetrachloride	ND	ug/L	1.0	0.18	1		12/03/15 17:47	56-23-5	
Chlorobenzene	ND	ug/L	1.0	0.21	1		12/03/15 17:47	108-90-7	
Chloroethane	ND	ug/L	1.0	0.15	1		12/03/15 17:47	75-00-3	
Chloroform	ND	ug/L	1.0	0.14	1		12/03/15 17:47	67-66-3	
Chloromethane	**0.52J**	ug/L	1.0	0.080	1		12/03/15 17:47	74-87-3	
Dibromochloromethane	ND	ug/L	1.0	0.21	1		12/03/15 17:47	124-48-1	
1,1-Dichloroethane	ND	ug/L	1.0	0.050	1		12/03/15 17:47	75-34-3	
1,2-Dichloroethane	ND	ug/L	1.0	0.12	1		12/03/15 17:47	107-06-2	
1,1-Dichloroethene	ND	ug/L	1.0	0.20	1		12/03/15 17:47	75-35-4	
cis-1,2-Dichloroethene	**4.6**	ug/L	1.0	0.080	1		12/03/15 17:47	156-59-2	
trans-1,2-Dichloroethene	**0.36J**	ug/L	1.0	0.20	1		12/03/15 17:47	156-60-5	
1,2-Dichloropropane	ND	ug/L	1.0	0.16	1		12/03/15 17:47	78-87-5	
cis-1,3-Dichloropropene	ND	ug/L	1.0	0.14	1		12/03/15 17:47	10061-01-5	
trans-1,3-Dichloropropene	ND	ug/L	1.0	0.12	1		12/03/15 17:47	10061-02-6	
Ethylbenzene	ND	ug/L	1.0	0.18	1		12/03/15 17:47	100-41-4	
2-Hexanone	ND	ug/L	10.0	1.2	1		12/03/15 17:47	591-78-6	
Methylene chloride	**0.26J**	ug/L	1.0	0.15	1		12/03/15 17:47	75-09-2	B
4-Methyl-2-pentanone (MIBK)	**0.61J**	ug/L	10.0	0.42	1		12/03/15 17:47	108-10-1	
Styrene	ND	ug/L	1.0	0.12	1		12/03/15 17:47	100-42-5	
1,1,2,2-Tetrachloroethane	ND	ug/L	1.0	0.15	1		12/03/15 17:47	79-34-5	
Tetrachloroethene	**0.16J**	ug/L	1.0	0.10	1		12/03/15 17:47	127-18-4	
Toluene	**0.46J**	ug/L	1.0	0.17	1		12/03/15 17:47	108-88-3	
1,1,1-Trichloroethane	ND	ug/L	1.0	0.11	1		12/03/15 17:47	71-55-6	
1,1,2-Trichloroethane	ND	ug/L	1.0	0.20	1		12/03/15 17:47	79-00-5	
Trichloroethene	**5.0**	ug/L	1.0	0.17	1		12/03/15 17:47	79-01-6	
Vinyl chloride	ND	ug/L	1.0	0.13	1		12/03/15 17:47	75-01-4	
Xylene (Total)	ND	ug/L	3.0	0.42	1		12/03/15 17:47	1330-20-7	
Surrogates									
4-Bromofluorobenzene (S)	102	%	80-120		1		12/03/15 17:47	460-00-4	
1,2-Dichloroethane-d4 (S)	100	%	80-120		1		12/03/15 17:47	17060-07-0	
Toluene-d8 (S)	97	%	80-120		1		12/03/15 17:47	2037-26-5	
Preservation pH	**1.0**		0.10	0.10	1		12/03/15 17:47		
2320B Alkalinity	Analytical Method: SM 2320B								
Alkalinity,Bicarbonate (CaCO3)	**862**	mg/L	20.0	2.0	1		12/03/15 09:55		

REPORT OF LABORATORY ANALYSIS

This report shall not be reproduced, except in full,
without the written consent of Pace Analytical Services, Inc..

Pace Analytical Services, Inc.
9608 Loiret Blvd.
Lenexa, KS 66219
(913)599-5665

ANALYTICAL RESULTS

Project: Fort Smith, AR
Pace Project No.: 60208468

Sample: MW-61R-201512 **Lab ID: 60208468003** Collected: 12/01/15 16:00 Received: 12/02/15 08:45 Matrix: Water

Parameters	Results	Units	Report Limit	MDL	DF	Prepared	Analyzed	CAS No.	Qual
2320B Alkalinity	Analytical Method: SM 2320B								
Alkalinity, Carbonate (CaCO3)	ND	mg/L	20.0	2.0	1		12/03/15 09:55		
Alkalinity, Total as CaCO3	**862**	mg/L	20.0	2.0	1		12/03/15 09:55		
	Analytical Method: SM 4500-H+B								
pH at 25 Degrees C	**6.8**	Std. Units	0.10	0.10	1		12/01/15 16:05		H6
300.0 IC Anions 28 Days	Analytical Method: EPA 300.0								
Sulfate	**7.4**	mg/L	1.0	0.24	1		12/03/15 21:28	14808-79-8	
353.2 Nitrogen, NO2/NO3 unpres	Analytical Method: EPA 353.2								
Nitrogen, Nitrate	ND	mg/L	1.0	0.14	10		12/02/15 13:51		
Nitrogen, Nitrite	ND	mg/L	1.0	0.23	10		12/02/15 13:51		
Nitrogen, NO2 plus NO3	ND	mg/L	1.0	0.14	10		12/02/15 13:51		D3
Total Carbon Dioxide Calc	Analytical Method: SM 4500-CO2 D								
Carbon Dioxide Calculation	**1000**	mg/L	20.0	20.0	1		12/08/15 00:00		

REPORT OF LABORATORY ANALYSIS

This report shall not be reproduced, except in full,
without the written consent of Pace Analytical Services, Inc..

Pace Analytical Services, Inc.
9608 Loiret Blvd.
Lenexa, KS 66219
(913)599-5665

ANALYTICAL RESULTS

Project: Fort Smith, AR
Pace Project No.: 60208468

Sample: MW-23-201512 **Lab ID: 60208468004** Collected: 12/01/15 16:38 Received: 12/02/15 08:45 Matrix: Water

Parameters	Results	Units	Report Limit	MDL	DF	Prepared	Analyzed	CAS No.	Qual
8260 MSV	Analytical Method: EPA 5030B/8260								
Acetone	**8.2J**	ug/L	10.0	1.9	1		12/03/15 15:07	67-64-1	
Benzene	ND	ug/L	1.0	0.060	1		12/03/15 15:07	71-43-2	
Bromodichloromethane	ND	ug/L	1.0	0.19	1		12/03/15 15:07	75-27-4	
Bromoform	ND	ug/L	1.0	0.070	1		12/03/15 15:07	75-25-2	
Bromomethane	**1.1J**	ug/L	5.0	0.16	1		12/03/15 15:07	74-83-9	
2-Butanone (MEK)	ND	ug/L	10.0	0.59	1		12/03/15 15:07	78-93-3	
Carbon disulfide	ND	ug/L	5.0	0.12	1		12/03/15 15:07	75-15-0	
Carbon tetrachloride	ND	ug/L	1.0	0.18	1		12/03/15 15:07	56-23-5	
Chlorobenzene	ND	ug/L	1.0	0.21	1		12/03/15 15:07	108-90-7	
Chloroethane	ND	ug/L	1.0	0.15	1		12/03/15 15:07	75-00-3	
Chloroform	ND	ug/L	1.0	0.14	1		12/03/15 15:07	67-66-3	
Chloromethane	**1.2**	ug/L	1.0	0.080	1		12/03/15 15:07	74-87-3	
Dibromochloromethane	ND	ug/L	1.0	0.21	1		12/03/15 15:07	124-48-1	
1,1-Dichloroethane	ND	ug/L	1.0	0.050	1		12/03/15 15:07	75-34-3	
1,2-Dichloroethane	ND	ug/L	1.0	0.12	1		12/03/15 15:07	107-06-2	
1,1-Dichloroethene	ND	ug/L	1.0	0.20	1		12/03/15 15:07	75-35-4	
cis-1,2-Dichloroethene	ND	ug/L	1.0	0.080	1		12/03/15 15:07	156-59-2	
trans-1,2-Dichloroethene	ND	ug/L	1.0	0.20	1		12/03/15 15:07	156-60-5	
1,2-Dichloropropane	ND	ug/L	1.0	0.16	1		12/03/15 15:07	78-87-5	
cis-1,3-Dichloropropene	ND	ug/L	1.0	0.14	1		12/03/15 15:07	10061-01-5	
trans-1,3-Dichloropropene	ND	ug/L	1.0	0.12	1		12/03/15 15:07	10061-02-6	
Ethylbenzene	ND	ug/L	1.0	0.18	1		12/03/15 15:07	100-41-4	
2-Hexanone	ND	ug/L	10.0	1.2	1		12/03/15 15:07	591-78-6	
Methylene chloride	ND	ug/L	1.0	0.15	1		12/03/15 15:07	75-09-2	
4-Methyl-2-pentanone (MIBK)	**3.5J**	ug/L	10.0	0.42	1		12/03/15 15:07	108-10-1	
Styrene	ND	ug/L	1.0	0.12	1		12/03/15 15:07	100-42-5	
1,1,2,2-Tetrachloroethane	ND	ug/L	1.0	0.15	1		12/03/15 15:07	79-34-5	
Tetrachloroethene	ND	ug/L	1.0	0.10	1		12/03/15 15:07	127-18-4	
Toluene	ND	ug/L	1.0	0.17	1		12/03/15 15:07	108-88-3	
1,1,1-Trichloroethane	ND	ug/L	1.0	0.11	1		12/03/15 15:07	71-55-6	
1,1,2-Trichloroethane	ND	ug/L	1.0	0.20	1		12/03/15 15:07	79-00-5	
Trichloroethene	ND	ug/L	1.0	0.17	1		12/03/15 15:07	79-01-6	
Vinyl chloride	ND	ug/L	1.0	0.13	1		12/03/15 15:07	75-01-4	
Xylene (Total)	ND	ug/L	3.0	0.42	1		12/03/15 15:07	1330-20-7	
Surrogates									
4-Bromofluorobenzene (S)	101	%	80-120		1		12/03/15 15:07	460-00-4	
1,2-Dichloroethane-d4 (S)	107	%	80-120		1		12/03/15 15:07	17060-07-0	
Toluene-d8 (S)	100	%	80-120		1		12/03/15 15:07	2037-26-5	
Preservation pH	**10.0**		0.10	0.10	1		12/03/15 15:07		

REPORT OF LABORATORY ANALYSIS

This report shall not be reproduced, except in full,
without the written consent of Pace Analytical Services, Inc..

Pace Analytical Services, Inc.
9608 Loiret Blvd.
Lenexa, KS 66219
(913)599-5665

ANALYTICAL RESULTS

Project: Fort Smith, AR
Pace Project No.: 60208468

Sample: TB-1-201512 **Lab ID: 60208468005** Collected: 12/01/15 08:00 Received: 12/02/15 08:45 Matrix: Water

Parameters	Results	Units	Report Limit	MDL	DF	Prepared	Analyzed	CAS No.	Qual
8260 MSV	Analytical Method: EPA 5030B/8260								
Acetone	**1.9J**	ug/L	10.0	1.9	1		12/03/15 10:59	67-64-1	
Benzene	ND	ug/L	1.0	0.060	1		12/03/15 10:59	71-43-2	
Bromodichloromethane	ND	ug/L	1.0	0.19	1		12/03/15 10:59	75-27-4	
Bromoform	ND	ug/L	1.0	0.070	1		12/03/15 10:59	75-25-2	
Bromomethane	ND	ug/L	5.0	0.16	1		12/03/15 10:59	74-83-9	
2-Butanone (MEK)	ND	ug/L	10.0	0.59	1		12/03/15 10:59	78-93-3	
Carbon disulfide	ND	ug/L	5.0	0.12	1		12/03/15 10:59	75-15-0	
Carbon tetrachloride	ND	ug/L	1.0	0.18	1		12/03/15 10:59	56-23-5	
Chlorobenzene	ND	ug/L	1.0	0.21	1		12/03/15 10:59	108-90-7	
Chloroethane	ND	ug/L	1.0	0.15	1		12/03/15 10:59	75-00-3	
Chloroform	ND	ug/L	1.0	0.14	1		12/03/15 10:59	67-66-3	
Chloromethane	ND	ug/L	1.0	0.080	1		12/03/15 10:59	74-87-3	
Dibromochloromethane	ND	ug/L	1.0	0.21	1		12/03/15 10:59	124-48-1	
1,1-Dichloroethane	ND	ug/L	1.0	0.050	1		12/03/15 10:59	75-34-3	
1,2-Dichloroethane	ND	ug/L	1.0	0.12	1		12/03/15 10:59	107-06-2	
1,1-Dichloroethene	ND	ug/L	1.0	0.20	1		12/03/15 10:59	75-35-4	
cis-1,2-Dichloroethene	ND	ug/L	1.0	0.080	1		12/03/15 10:59	156-59-2	
trans-1,2-Dichloroethene	ND	ug/L	1.0	0.20	1		12/03/15 10:59	156-60-5	
1,2-Dichloropropane	ND	ug/L	1.0	0.16	1		12/03/15 10:59	78-87-5	
cis-1,3-Dichloropropene	ND	ug/L	1.0	0.14	1		12/03/15 10:59	10061-01-5	
trans-1,3-Dichloropropene	ND	ug/L	1.0	0.12	1		12/03/15 10:59	10061-02-6	
Ethylbenzene	ND	ug/L	1.0	0.18	1		12/03/15 10:59	100-41-4	
2-Hexanone	ND	ug/L	10.0	1.2	1		12/03/15 10:59	591-78-6	
Methylene chloride	**0.43J**	ug/L	1.0	0.15	1		12/03/15 10:59	75-09-2	B
4-Methyl-2-pentanone (MIBK)	ND	ug/L	10.0	0.42	1		12/03/15 10:59	108-10-1	
Styrene	ND	ug/L	1.0	0.12	1		12/03/15 10:59	100-42-5	
1,1,2,2-Tetrachloroethane	ND	ug/L	1.0	0.15	1		12/03/15 10:59	79-34-5	
Tetrachloroethene	ND	ug/L	1.0	0.10	1		12/03/15 10:59	127-18-4	
Toluene	ND	ug/L	1.0	0.17	1		12/03/15 10:59	108-88-3	
1,1,1-Trichloroethane	ND	ug/L	1.0	0.11	1		12/03/15 10:59	71-55-6	
1,1,2-Trichloroethane	ND	ug/L	1.0	0.20	1		12/03/15 10:59	79-00-5	
Trichloroethene	ND	ug/L	1.0	0.17	1		12/03/15 10:59	79-01-6	
Vinyl chloride	ND	ug/L	1.0	0.13	1		12/03/15 10:59	75-01-4	
Xylene (Total)	ND	ug/L	3.0	0.42	1		12/03/15 10:59	1330-20-7	
Surrogates									
4-Bromofluorobenzene (S)	99	%	80-120		1		12/03/15 10:59	460-00-4	
1,2-Dichloroethane-d4 (S)	97	%	80-120		1		12/03/15 10:59	17060-07-0	
Toluene-d8 (S)	101	%	80-120		1		12/03/15 10:59	2037-26-5	
Preservation pH	**1.0**		0.10	0.10	1		12/03/15 10:59		

REPORT OF LABORATORY ANALYSIS

This report shall not be reproduced, except in full,
without the written consent of Pace Analytical Services, Inc..

Pace Analytical Services, Inc.
9608 Loiret Blvd.
Lenexa, KS 66219
(913)599-5665

QUALITY CONTROL DATA

Project: Fort Smith, AR
Pace Project No.: 60208468

QC Batch: MPRP/34123 Analysis Method: EPA 6010
QC Batch Method: EPA 3010 Analysis Description: 6010 MET
Associated Lab Samples: 60208468001, 60208468002, 60208468003

METHOD BLANK: 1678074 Matrix: Water
Associated Lab Samples: 60208468001, 60208468002, 60208468003

Parameter	Units	Blank Result	Reporting Limit	MDL	Analyzed	Qualifiers
Iron	ug/L	ND	50.0	9.0	12/04/15 12:54	
Manganese	ug/L	ND	5.0	2.4	12/04/15 12:54	

LABORATORY CONTROL SAMPLE: 1678075

Parameter	Units	Spike Conc.	LCS Result	LCS % Rec	% Rec Limits	Qualifiers
Iron	ug/L	10000	10200	102	80-120	
Manganese	ug/L	1000	946	95	80-120	

MATRIX SPIKE & MATRIX SPIKE DUPLICATE: 1678076 1678077

Parameter	Units	60208421004 Result	MS Spike Conc.	MSD Spike Conc.	MS Result	MSD Result	MS % Rec	MSD % Rec	% Rec Limits	RPD	Max RPD	Qual
Iron	ug/L	682	10000	10000	10600	10900	99	102	75-125	3	20	
Manganese	ug/L	2080	1000	1000	2950	2980	87	90	75-125	1	20	

Results presented on this page are in the units indicated by the "Units" column except where an alternate unit is presented to the right of the result.

REPORT OF LABORATORY ANALYSIS

This report shall not be reproduced, except in full,
without the written consent of Pace Analytical Services, Inc..

Pace Analytical Services, Inc.
9608 Loiret Blvd.
Lenexa, KS 66219
(913)599-5665

QUALITY CONTROL DATA

Project: Fort Smith, AR
Pace Project No.: 60208468

QC Batch: MSV/73133
QC Batch Method: EPA 5030B/8260
Analysis Method: EPA 5030B/8260
Analysis Description: 8260 MSV Water 10 mL Purge
Associated Lab Samples: 60208468005

METHOD BLANK: 1677818
Matrix: Water
Associated Lab Samples: 60208468005

Parameter	Units	Blank Result	Reporting Limit	MDL	Analyzed	Qualifiers
1,1,1-Trichloroethane	ug/L	ND	1.0	0.11	12/03/15 10:16	
1,1,2,2-Tetrachloroethane	ug/L	ND	1.0	0.15	12/03/15 10:16	
1,1,2-Trichloroethane	ug/L	ND	1.0	0.20	12/03/15 10:16	
1,1-Dichloroethane	ug/L	ND	1.0	0.050	12/03/15 10:16	
1,1-Dichloroethene	ug/L	ND	1.0	0.20	12/03/15 10:16	
1,2-Dichloroethane	ug/L	ND	1.0	0.12	12/03/15 10:16	
1,2-Dichloropropane	ug/L	ND	1.0	0.16	12/03/15 10:16	
2-Butanone (MEK)	ug/L	ND	10.0	0.59	12/03/15 10:16	
2-Hexanone	ug/L	ND	10.0	1.2	12/03/15 10:16	
4-Methyl-2-pentanone (MIBK)	ug/L	ND	10.0	0.42	12/03/15 10:16	
Acetone	ug/L	ND	10.0	1.9	12/03/15 10:16	
Benzene	ug/L	ND	1.0	0.060	12/03/15 10:16	
Bromodichloromethane	ug/L	ND	1.0	0.19	12/03/15 10:16	
Bromoform	ug/L	ND	1.0	0.070	12/03/15 10:16	
Bromomethane	ug/L	ND	5.0	0.16	12/03/15 10:16	
Carbon disulfide	ug/L	ND	5.0	0.12	12/03/15 10:16	
Carbon tetrachloride	ug/L	ND	1.0	0.18	12/03/15 10:16	
Chlorobenzene	ug/L	ND	1.0	0.21	12/03/15 10:16	
Chloroethane	ug/L	ND	1.0	0.15	12/03/15 10:16	
Chloroform	ug/L	ND	1.0	0.14	12/03/15 10:16	
Chloromethane	ug/L	ND	1.0	0.080	12/03/15 10:16	
cis-1,2-Dichloroethene	ug/L	ND	1.0	0.080	12/03/15 10:16	
cis-1,3-Dichloropropene	ug/L	ND	1.0	0.14	12/03/15 10:16	
Dibromochloromethane	ug/L	ND	1.0	0.21	12/03/15 10:16	
Ethylbenzene	ug/L	ND	1.0	0.18	12/03/15 10:16	
Methylene chloride	ug/L	0.30J	1.0	0.15	12/03/15 10:16	
Styrene	ug/L	ND	1.0	0.12	12/03/15 10:16	
Tetrachloroethene	ug/L	ND	1.0	0.10	12/03/15 10:16	
Toluene	ug/L	ND	1.0	0.17	12/03/15 10:16	
trans-1,2-Dichloroethene	ug/L	ND	1.0	0.20	12/03/15 10:16	
trans-1,3-Dichloropropene	ug/L	ND	1.0	0.12	12/03/15 10:16	
Trichloroethene	ug/L	ND	1.0	0.17	12/03/15 10:16	
Vinyl chloride	ug/L	ND	1.0	0.13	12/03/15 10:16	
Xylene (Total)	ug/L	ND	3.0	0.42	12/03/15 10:16	
1,2-Dichloroethane-d4 (S)	%	99	80-120		12/03/15 10:16	
4-Bromofluorobenzene (S)	%	98	80-120		12/03/15 10:16	
Toluene-d8 (S)	%	98	80-120		12/03/15 10:16	

Results presented on this page are in the units indicated by the "Units" column except where an alternate unit is presented to the right of the result.

REPORT OF LABORATORY ANALYSIS

This report shall not be reproduced, except in full,
without the written consent of Pace Analytical Services, Inc..

Pace Analytical Services, Inc.
9608 Loiret Blvd.
Lenexa, KS 66219
(913)599-5665

QUALITY CONTROL DATA

Project: Fort Smith, AR
Pace Project No.: 60208468

LABORATORY CONTROL SAMPLE: 1677819

Parameter	Units	Spike Conc.	LCS Result	LCS % Rec	% Rec Limits	Qualifiers
1,1,1-Trichloroethane	ug/L	20	19.1	95	80-120	
1,1,2,2-Tetrachloroethane	ug/L	20	18.9	94	73-121	
1,1,2-Trichloroethane	ug/L	20	18.8	94	80-120	
1,1-Dichloroethane	ug/L	20	20.2	101	80-120	
1,1-Dichloroethene	ug/L	20	19.0	95	80-120	
1,2-Dichloroethane	ug/L	20	19.3	97	81-120	
1,2-Dichloropropane	ug/L	20	20.1	100	80-120	
2-Butanone (MEK)	ug/L	100	106	106	67-122	
2-Hexanone	ug/L	100	107	107	75-121	
4-Methyl-2-pentanone (MIBK)	ug/L	100	108	108	76-120	
Acetone	ug/L	100	106	106	72-120	
Benzene	ug/L	20	19.9	99	80-120	
Bromodichloromethane	ug/L	20	21.2	106	80-120	
Bromoform	ug/L	20	18.1	91	73-138	
Bromomethane	ug/L	20	21.6	108	38-137	
Carbon disulfide	ug/L	20	20.4	102	71-129	
Carbon tetrachloride	ug/L	20	19.2	96	67-146	
Chlorobenzene	ug/L	20	19.4	97	80-120	
Chloroethane	ug/L	20	18.2	91	76-120	
Chloroform	ug/L	20	18.7	93	80-120	
Chloromethane	ug/L	20	17.1	86	34-165	
cis-1,2-Dichloroethene	ug/L	20	20.3	102	80-120	
cis-1,3-Dichloropropene	ug/L	20	19.6	98	80-120	
Dibromochloromethane	ug/L	20	20.3	101	80-126	
Ethylbenzene	ug/L	20	18.8	94	80-120	
Methylene chloride	ug/L	20	19.2	96	80-120	
Styrene	ug/L	20	20.4	102	80-123	
Tetrachloroethene	ug/L	20	19.2	96	80-123	
Toluene	ug/L	20	19.9	99	80-120	
trans-1,2-Dichloroethene	ug/L	20	16.3	81	80-120	
trans-1,3-Dichloropropene	ug/L	20	20.8	104	80-129	
Trichloroethene	ug/L	20	18.6	93	80-120	
Vinyl chloride	ug/L	20	19.1	95	62-125	
Xylene (Total)	ug/L	60	58.9	98	80-120	
1,2-Dichloroethane-d4 (S)	%			99	80-120	
4-Bromofluorobenzene (S)	%			98	80-120	
Toluene-d8 (S)	%			102	80-120	

Results presented on this page are in the units indicated by the "Units" column except where an alternate unit is presented to the right of the result.

REPORT OF LABORATORY ANALYSIS

This report shall not be reproduced, except in full,
without the written consent of Pace Analytical Services, Inc..

Pace Analytical Services, Inc.
9608 Loiret Blvd.
Lenexa, KS 66219
(913)599-5665

QUALITY CONTROL DATA

Project: Fort Smith, AR
Pace Project No.: 60208468

QC Batch: MSV/73137 Analysis Method: EPA 5030B/8260
QC Batch Method: EPA 5030B/8260 Analysis Description: 8260 MSV Water 10 mL Purge
Associated Lab Samples: 60208468001, 60208468002, 60208468003

METHOD BLANK: 1678115 Matrix: Water
Associated Lab Samples: 60208468001, 60208468002, 60208468003

Parameter	Units	Blank Result	Reporting Limit	MDL	Analyzed	Qualifiers
1,1,1-Trichloroethane	ug/L	ND	1.0	0.11	12/03/15 16:34	
1,1,2,2-Tetrachloroethane	ug/L	ND	1.0	0.15	12/03/15 16:34	
1,1,2-Trichloroethane	ug/L	ND	1.0	0.20	12/03/15 16:34	
1,1-Dichloroethane	ug/L	ND	1.0	0.050	12/03/15 16:34	
1,1-Dichloroethene	ug/L	ND	1.0	0.20	12/03/15 16:34	
1,2-Dichloroethane	ug/L	ND	1.0	0.12	12/03/15 16:34	
1,2-Dichloropropane	ug/L	ND	1.0	0.16	12/03/15 16:34	
2-Butanone (MEK)	ug/L	ND	10.0	0.59	12/03/15 16:34	
2-Hexanone	ug/L	ND	10.0	1.2	12/03/15 16:34	
4-Methyl-2-pentanone (MIBK)	ug/L	ND	10.0	0.42	12/03/15 16:34	
Acetone	ug/L	ND	10.0	1.9	12/03/15 16:34	
Benzene	ug/L	ND	1.0	0.060	12/03/15 16:34	
Bromodichloromethane	ug/L	ND	1.0	0.19	12/03/15 16:34	
Bromoform	ug/L	ND	1.0	0.070	12/03/15 16:34	
Bromomethane	ug/L	ND	5.0	0.16	12/03/15 16:34	
Carbon disulfide	ug/L	ND	5.0	0.12	12/03/15 16:34	
Carbon tetrachloride	ug/L	ND	1.0	0.18	12/03/15 16:34	
Chlorobenzene	ug/L	ND	1.0	0.21	12/03/15 16:34	
Chloroethane	ug/L	ND	1.0	0.15	12/03/15 16:34	
Chloroform	ug/L	ND	1.0	0.14	12/03/15 16:34	
Chloromethane	ug/L	ND	1.0	0.080	12/03/15 16:34	
cis-1,2-Dichloroethene	ug/L	ND	1.0	0.080	12/03/15 16:34	
cis-1,3-Dichloropropene	ug/L	ND	1.0	0.14	12/03/15 16:34	
Dibromochloromethane	ug/L	ND	1.0	0.21	12/03/15 16:34	
Ethylbenzene	ug/L	ND	1.0	0.18	12/03/15 16:34	
Methylene chloride	ug/L	0.27J	1.0	0.15	12/03/15 16:34	
Styrene	ug/L	ND	1.0	0.12	12/03/15 16:34	
Tetrachloroethene	ug/L	ND	1.0	0.10	12/03/15 16:34	
Toluene	ug/L	ND	1.0	0.17	12/03/15 16:34	
trans-1,2-Dichloroethene	ug/L	ND	1.0	0.20	12/03/15 16:34	
trans-1,3-Dichloropropene	ug/L	ND	1.0	0.12	12/03/15 16:34	
Trichloroethene	ug/L	ND	1.0	0.17	12/03/15 16:34	
Vinyl chloride	ug/L	ND	1.0	0.13	12/03/15 16:34	
Xylene (Total)	ug/L	ND	3.0	0.42	12/03/15 16:34	
1,2-Dichloroethane-d4 (S)	%	98	80-120		12/03/15 16:34	
4-Bromofluorobenzene (S)	%	101	80-120		12/03/15 16:34	
Toluene-d8 (S)	%	98	80-120		12/03/15 16:34	

Results presented on this page are in the units indicated by the "Units" column except where an alternate unit is presented to the right of the result.

REPORT OF LABORATORY ANALYSIS

This report shall not be reproduced, except in full,
without the written consent of Pace Analytical Services, Inc..

Pace Analytical Services, Inc.
9608 Loiret Blvd.
Lenexa, KS 66219
(913)599-5665

QUALITY CONTROL DATA

Project: Fort Smith, AR
Pace Project No.: 60208468

LABORATORY CONTROL SAMPLE: 1678116

Parameter	Units	Spike Conc.	LCS Result	LCS % Rec	% Rec Limits	Qualifiers
1,1,1-Trichloroethane	ug/L	20	19.9	100	80-120	
1,1,2,2-Tetrachloroethane	ug/L	20	18.3	91	73-121	
1,1,2-Trichloroethane	ug/L	20	19.8	99	80-120	
1,1-Dichloroethane	ug/L	20	21.0	105	80-120	
1,1-Dichloroethene	ug/L	20	19.5	98	80-120	
1,2-Dichloroethane	ug/L	20	20.6	103	81-120	
1,2-Dichloropropane	ug/L	20	20.4	102	80-120	
2-Butanone (MEK)	ug/L	100	112	112	67-122	
2-Hexanone	ug/L	100	110	110	75-121	
4-Methyl-2-pentanone (MIBK)	ug/L	100	109	109	76-120	
Acetone	ug/L	100	105	105	72-120	
Benzene	ug/L	20	20.9	104	80-120	
Bromodichloromethane	ug/L	20	21.5	107	80-120	
Bromoform	ug/L	20	18.0	90	73-138	
Bromomethane	ug/L	20	22.2	111	38-137	
Carbon disulfide	ug/L	20	20.3	101	71-129	
Carbon tetrachloride	ug/L	20	20.6	103	67-146	
Chlorobenzene	ug/L	20	20.2	101	80-120	
Chloroethane	ug/L	20	19.0	95	76-120	
Chloroform	ug/L	20	19.8	99	80-120	
Chloromethane	ug/L	20	21.1	106	34-165	
cis-1,2-Dichloroethene	ug/L	20	20.3	101	80-120	
cis-1,3-Dichloropropene	ug/L	20	20.3	101	80-120	
Dibromochloromethane	ug/L	20	21.5	108	80-126	
Ethylbenzene	ug/L	20	19.5	97	80-120	
Methylene chloride	ug/L	20	19.4	97	80-120	
Styrene	ug/L	20	21.1	106	80-123	
Tetrachloroethene	ug/L	20	19.5	98	80-123	
Toluene	ug/L	20	20.1	100	80-120	
trans-1,2-Dichloroethene	ug/L	20	18.1	90	80-120	
trans-1,3-Dichloropropene	ug/L	20	21.2	106	80-129	
Trichloroethene	ug/L	20	19.8	99	80-120	
Vinyl chloride	ug/L	20	19.3	97	62-125	
Xylene (Total)	ug/L	60	60.6	101	80-120	
1,2-Dichloroethane-d4 (S)	%			100	80-120	
4-Bromofluorobenzene (S)	%			102	80-120	
Toluene-d8 (S)	%			99	80-120	

Results presented on this page are in the units indicated by the "Units" column except where an alternate unit is presented to the right of the result.

REPORT OF LABORATORY ANALYSIS

This report shall not be reproduced, except in full,
without the written consent of Pace Analytical Services, Inc..

Pace Analytical Services, Inc.
9608 Loiret Blvd.
Lenexa, KS 66219
(913)599-5665

QUALITY CONTROL DATA

Project: Fort Smith, AR
Pace Project No.: 60208468

QC Batch: MSV/73148
QC Batch Method: EPA 5030B/8260
Analysis Method: EPA 5030B/8260
Analysis Description: 8260 MSV Water 10 mL Purge
Associated Lab Samples: 60208468001, 60208468002

METHOD BLANK: 1678720 Matrix: Water
Associated Lab Samples: 60208468001, 60208468002

Parameter	Units	Blank Result	Reporting Limit	MDL	Analyzed	Qualifiers
2-Butanone (MEK)	ug/L	ND	10.0	0.59	12/04/15 09:16	
Acetone	ug/L	4.7J	10.0	1.9	12/04/15 09:16	
1,2-Dichloroethane-d4 (S)	%	113	80-120		12/04/15 09:16	
4-Bromofluorobenzene (S)	%	100	80-120		12/04/15 09:16	
Toluene-d8 (S)	%	101	80-120		12/04/15 09:16	

LABORATORY CONTROL SAMPLE: 1678721

Parameter	Units	Spike Conc.	LCS Result	LCS % Rec	% Rec Limits	Qualifiers
2-Butanone (MEK)	ug/L	100	108	108	67-122	
Acetone	ug/L	100	106	106	72-120	
1,2-Dichloroethane-d4 (S)	%			96	80-120	
4-Bromofluorobenzene (S)	%			101	80-120	
Toluene-d8 (S)	%			99	80-120	

Results presented on this page are in the units indicated by the "Units" column except where an alternate unit is presented to the right of the result.

REPORT OF LABORATORY ANALYSIS

This report shall not be reproduced, except in full,
without the written consent of Pace Analytical Services, Inc..

Pace Analytical Services, Inc.
9608 Loiret Blvd.
Lenexa, KS 66219
(913)599-5665

QUALITY CONTROL DATA

Project: Fort Smith, AR
Pace Project No.: 60208468

QC Batch: MSV/73132
QC Batch Method: EPA 5030B/8260
Analysis Method: EPA 5030B/8260
Analysis Description: 8260 MSV Water 7 day
Associated Lab Samples: 60208468004

METHOD BLANK: 1677816
Matrix: Water
Associated Lab Samples: 60208468004

Parameter	Units	Blank Result	Reporting Limit	MDL	Analyzed	Qualifiers
1,1,1-Trichloroethane	ug/L	ND	1.0	0.11	12/03/15 10:16	
1,1,2,2-Tetrachloroethane	ug/L	ND	1.0	0.15	12/03/15 10:16	
1,1,2-Trichloroethane	ug/L	ND	1.0	0.20	12/03/15 10:16	
1,1-Dichloroethane	ug/L	ND	1.0	0.050	12/03/15 10:16	
1,1-Dichloroethene	ug/L	ND	1.0	0.20	12/03/15 10:16	
1,2-Dichloroethane	ug/L	ND	1.0	0.12	12/03/15 10:16	
1,2-Dichloropropane	ug/L	ND	1.0	0.16	12/03/15 10:16	
2-Butanone (MEK)	ug/L	ND	10.0	0.59	12/03/15 10:16	
2-Hexanone	ug/L	ND	10.0	1.2	12/03/15 10:16	
4-Methyl-2-pentanone (MIBK)	ug/L	ND	10.0	0.42	12/03/15 10:16	
Acetone	ug/L	ND	10.0	1.9	12/03/15 10:16	
Benzene	ug/L	ND	1.0	0.060	12/03/15 10:16	
Bromodichloromethane	ug/L	ND	1.0	0.19	12/03/15 10:16	
Bromoform	ug/L	ND	1.0	0.070	12/03/15 10:16	
Bromomethane	ug/L	ND	5.0	0.16	12/03/15 10:16	
Carbon disulfide	ug/L	ND	5.0	0.12	12/03/15 10:16	
Carbon tetrachloride	ug/L	ND	1.0	0.18	12/03/15 10:16	
Chlorobenzene	ug/L	ND	1.0	0.21	12/03/15 10:16	
Chloroethane	ug/L	ND	1.0	0.15	12/03/15 10:16	
Chloroform	ug/L	ND	1.0	0.14	12/03/15 10:16	
Chloromethane	ug/L	ND	1.0	0.080	12/03/15 10:16	
cis-1,2-Dichloroethene	ug/L	ND	1.0	0.080	12/03/15 10:16	
cis-1,3-Dichloropropene	ug/L	ND	1.0	0.14	12/03/15 10:16	
Dibromochloromethane	ug/L	ND	1.0	0.21	12/03/15 10:16	
Ethylbenzene	ug/L	ND	1.0	0.18	12/03/15 10:16	
Methylene chloride	ug/L	0.30J	1.0	0.15	12/03/15 10:16	
Styrene	ug/L	ND	1.0	0.12	12/03/15 10:16	
Tetrachloroethene	ug/L	ND	1.0	0.10	12/03/15 10:16	
Toluene	ug/L	ND	1.0	0.17	12/03/15 10:16	
trans-1,2-Dichloroethene	ug/L	ND	1.0	0.20	12/03/15 10:16	
trans-1,3-Dichloropropene	ug/L	ND	1.0	0.12	12/03/15 10:16	
Trichloroethene	ug/L	ND	1.0	0.17	12/03/15 10:16	
Vinyl chloride	ug/L	ND	1.0	0.13	12/03/15 10:16	
Xylene (Total)	ug/L	ND	3.0	0.42	12/03/15 10:16	
1,2-Dichloroethane-d4 (S)	%	99	80-120		12/03/15 10:16	
4-Bromofluorobenzene (S)	%	98	80-120		12/03/15 10:16	
Toluene-d8 (S)	%	98	80-120		12/03/15 10:16	

Results presented on this page are in the units indicated by the "Units" column except where an alternate unit is presented to the right of the result.

REPORT OF LABORATORY ANALYSIS

This report shall not be reproduced, except in full,
without the written consent of Pace Analytical Services, Inc..

Pace Analytical Services, Inc.
9608 Loiret Blvd.
Lenexa, KS 66219
(913)599-5665

QUALITY CONTROL DATA

Project: Fort Smith, AR
Pace Project No.: 60208468

LABORATORY CONTROL SAMPLE: 1677817

Parameter	Units	Spike Conc.	LCS Result	LCS % Rec	% Rec Limits	Qualifiers
1,1,1-Trichloroethane	ug/L	20	19.1	95	80-120	
1,1,2,2-Tetrachloroethane	ug/L	20	18.9	94	73-121	
1,1,2-Trichloroethane	ug/L	20	18.8	94	80-120	
1,1-Dichloroethane	ug/L	20	20.2	101	80-120	
1,1-Dichloroethene	ug/L	20	19.0	95	80-120	
1,2-Dichloroethane	ug/L	20	19.3	97	81-120	
1,2-Dichloropropane	ug/L	20	20.1	100	80-120	
2-Butanone (MEK)	ug/L	100	106	106	67-122	
2-Hexanone	ug/L	100	107	107	75-121	
4-Methyl-2-pentanone (MIBK)	ug/L	100	108	108	76-120	
Acetone	ug/L	100	106	106	72-120	
Benzene	ug/L	20	19.9	99	80-120	
Bromodichloromethane	ug/L	20	21.2	106	80-120	
Bromoform	ug/L	20	18.1	91	73-138	
Bromomethane	ug/L	20	21.6	108	38-137	
Carbon disulfide	ug/L	20	20.4	102	71-129	
Carbon tetrachloride	ug/L	20	19.2	96	67-146	
Chlorobenzene	ug/L	20	19.4	97	80-120	
Chloroethane	ug/L	20	18.2	91	76-120	
Chloroform	ug/L	20	18.7	93	80-120	
Chloromethane	ug/L	20	17.1	86	34-165	
cis-1,2-Dichloroethene	ug/L	20	20.3	102	80-120	
cis-1,3-Dichloropropene	ug/L	20	19.6	98	80-120	
Dibromochloromethane	ug/L	20	20.3	101	80-126	
Ethylbenzene	ug/L	20	18.8	94	80-120	
Methylene chloride	ug/L	20	19.2	96	80-120	
Styrene	ug/L	20	20.4	102	80-123	
Tetrachloroethene	ug/L	20	19.2	96	80-123	
Toluene	ug/L	20	19.9	99	80-120	
trans-1,2-Dichloroethene	ug/L	20	16.3	81	80-120	
trans-1,3-Dichloropropene	ug/L	20	20.8	104	80-129	
Trichloroethene	ug/L	20	18.6	93	80-120	
Vinyl chloride	ug/L	20	19.1	95	62-125	
Xylene (Total)	ug/L	60	58.9	98	80-120	
1,2-Dichloroethane-d4 (S)	%			99	80-120	
4-Bromofluorobenzene (S)	%			98	80-120	
Toluene-d8 (S)	%			102	80-120	

Results presented on this page are in the units indicated by the "Units" column except where an alternate unit is presented to the right of the result.

REPORT OF LABORATORY ANALYSIS

This report shall not be reproduced, except in full,
without the written consent of Pace Analytical Services, Inc..

Pace Analytical Services, Inc.
9608 Loiret Blvd.
Lenexa, KS 66219
(913)599-5665

QUALITY CONTROL DATA

Project: Fort Smith, AR
Pace Project No.: 60208468

QC Batch: WET/58748 Analysis Method: SM 2320B
QC Batch Method: SM 2320B Analysis Description: 2320B Alkalinity
Associated Lab Samples: 60208468001, 60208468002, 60208468003

METHOD BLANK: 1677527 Matrix: Water
Associated Lab Samples: 60208468001, 60208468002, 60208468003

Parameter	Units	Blank Result	Reporting Limit	MDL	Analyzed	Qualifiers
Alkalinity, Carbonate (CaCO3)	mg/L	ND	20.0	2.0	12/03/15 09:16	
Alkalinity, Total as CaCO3	mg/L	ND	20.0	2.0	12/03/15 09:16	
Alkalinity,Bicarbonate (CaCO3)	mg/L	ND	20.0	2.0	12/03/15 09:16	

LABORATORY CONTROL SAMPLE: 1677528

Parameter	Units	Spike Conc.	LCS Result	LCS % Rec	% Rec Limits	Qualifiers
Alkalinity, Total as CaCO3	mg/L	500	494	99	90-110	

SAMPLE DUPLICATE: 1677529

Parameter	Units	60208468002 Result	Dup Result	RPD	Max RPD	Qualifiers
Alkalinity, Carbonate (CaCO3)	mg/L	ND	ND		10	
Alkalinity, Total as CaCO3	mg/L	2630	2820	7	10	
Alkalinity,Bicarbonate (CaCO3)	mg/L	2630	2820	7	10	

SAMPLE DUPLICATE: 1677530

Parameter	Units	60208411001 Result	Dup Result	RPD	Max RPD	Qualifiers
Alkalinity, Carbonate (CaCO3)	mg/L	ND	740		10	
Alkalinity, Total as CaCO3	mg/L	921	926	1	10	
Alkalinity,Bicarbonate (CaCO3)	mg/L	921	186	133	10	D6

Results presented on this page are in the units indicated by the "Units" column except where an alternate unit is presented to the right of the result.

REPORT OF LABORATORY ANALYSIS

This report shall not be reproduced, except in full,
without the written consent of Pace Analytical Services, Inc..

Pace Analytical Services, Inc.
9608 Loiret Blvd.
Lenexa, KS 66219
(913)599-5665

QUALITY CONTROL DATA

Project: Fort Smith, AR
Pace Project No.: 60208468

QC Batch: WETA/37187 Analysis Method: EPA 300.0
QC Batch Method: EPA 300.0 Analysis Description: 300.0 IC Anions
Associated Lab Samples: 60208468001, 60208468002, 60208468003

METHOD BLANK: 1677811 Matrix: Water
Associated Lab Samples: 60208468001, 60208468002, 60208468003

Parameter	Units	Blank Result	Reporting Limit	MDL	Analyzed	Qualifiers
Sulfate	mg/L	ND	1.0	0.24	12/03/15 09:42	

LABORATORY CONTROL SAMPLE: 1677812

Parameter	Units	Spike Conc.	LCS Result	LCS % Rec	% Rec Limits	Qualifiers
Sulfate	mg/L	5	4.8	95	90-110	

MATRIX SPIKE & MATRIX SPIKE DUPLICATE: 1677813 1677814

Parameter	Units	60208479001 Result	MS Spike Conc.	MSD Spike Conc.	MS Result	MSD Result	MS % Rec	MSD % Rec	% Rec Limits	RPD	Max RPD	Qual
Sulfate	mg/L	ND	1000	1000	1080	1070	91	90	80-120	1	15	

Results presented on this page are in the units indicated by the "Units" column except where an alternate unit is presented to the right of the result.

REPORT OF LABORATORY ANALYSIS

This report shall not be reproduced, except in full,
without the written consent of Pace Analytical Services, Inc..

Pace Analytical Services, Inc.
9608 Loiret Blvd.
Lenexa, KS 66219
(913)599-5665

QUALITY CONTROL DATA

Project: Fort Smith, AR
Pace Project No.: 60208468

QC Batch: WETA/37174 Analysis Method: EPA 353.2
QC Batch Method: EPA 353.2 Analysis Description: 353.2 Nitrate + Nitrite, Unpres.
Associated Lab Samples: 60208468001, 60208468002, 60208468003

METHOD BLANK: 1677456 Matrix: Water
Associated Lab Samples: 60208468001, 60208468002, 60208468003

Parameter	Units	Blank Result	Reporting Limit	MDL	Analyzed	Qualifiers
Nitrogen, Nitrate	mg/L	ND	0.10	0.014	12/02/15 13:34	
Nitrogen, Nitrite	mg/L	ND	0.10	0.023	12/02/15 13:34	
Nitrogen, NO2 plus NO3	mg/L	ND	0.10	0.014	12/02/15 13:34	

LABORATORY CONTROL SAMPLE: 1677457

Parameter	Units	Spike Conc.	LCS Result	LCS % Rec	% Rec Limits	Qualifiers
Nitrogen, Nitrate	mg/L	1.6	1.7	104	85-115	
Nitrogen, Nitrite	mg/L	.4	0.38	96	90-110	
Nitrogen, NO2 plus NO3	mg/L	2	2.0	102	90-110	

MATRIX SPIKE SAMPLE: 1677458

Parameter	Units	60208469001 Result	Spike Conc.	MS Result	MS % Rec	% Rec Limits	Qualifiers
Nitrogen, Nitrate	mg/L	3.6	1.6	4.7	72	85-115	M1
Nitrogen, Nitrite	mg/L	ND	.4	0.45	113	90-110	M1
Nitrogen, NO2 plus NO3	mg/L	3.6	2	5.2	81	90-110	M1

MATRIX SPIKE SAMPLE: 1677460

Parameter	Units	60208466001 Result	Spike Conc.	MS Result	MS % Rec	% Rec Limits	Qualifiers
Nitrogen, Nitrate	mg/L	33.2	16	45.2	75	85-115	M1
Nitrogen, Nitrite	mg/L	ND	4	4.0	101	90-110	
Nitrogen, NO2 plus NO3	mg/L	33.2	20	49.3	80	90-110	M1

SAMPLE DUPLICATE: 1677459

Parameter	Units	60208465008 Result	Dup Result	RPD	Max RPD	Qualifiers
Nitrogen, Nitrate	mg/L	13.1	13.0	1	20	
Nitrogen, Nitrite	mg/L	1.7	1.6	5	20	
Nitrogen, NO2 plus NO3	mg/L	14.8	14.6	1	20	

Results presented on this page are in the units indicated by the "Units" column except where an alternate unit is presented to the right of the result.

REPORT OF LABORATORY ANALYSIS

This report shall not be reproduced, except in full,
without the written consent of Pace Analytical Services, Inc..

Pace Analytical Services, Inc.
9608 Loiret Blvd.
Lenexa, KS 66219
(913)599-5665

QUALIFIERS

Project: Fort Smith, AR
Pace Project No.: 60208468

DEFINITIONS

DF - Dilution Factor, if reported, represents the factor applied to the reported data due to dilution of the sample aliquot.

ND - Not Detected at or above adjusted reporting limit.

J - Estimated concentration above the adjusted method detection limit and below the adjusted reporting limit.

MDL - Adjusted Method Detection Limit.

PQL - Practical Quantitation Limit.

RL - Reporting Limit.

S - Surrogate

1,2-Diphenylhydrazine decomposes to and cannot be separated from Azobenzene using Method 8270. The result for each analyte is a combined concentration.

Consistent with EPA guidelines, unrounded data are displayed and have been used to calculate % recovery and RPD values.

LCS(D) - Laboratory Control Sample (Duplicate)

MS(D) - Matrix Spike (Duplicate)

DUP - Sample Duplicate

RPD - Relative Percent Difference

NC - Not Calculable.

SG - Silica Gel - Clean-Up

U - Indicates the compound was analyzed for, but not detected.

N-Nitrosodiphenylamine decomposes and cannot be separated from Diphenylamine using Method 8270. The result reported for each analyte is a combined concentration.

Pace Analytical is TNI accredited. Contact your Pace PM for the current list of accredited analytes.

TNI - The NELAC Institute.

LABORATORIES

PASI-K	Pace Analytical Services - Kansas City

BATCH QUALIFIERS

Batch: MSV/73132

[M5] A matrix spike/matrix spike duplicate was not performed for this batch due to insufficient sample volume.

Batch: MSV/73133

[M5] A matrix spike/matrix spike duplicate was not performed for this batch due to insufficient sample volume.

Batch: MSV/73137

[M5] A matrix spike/matrix spike duplicate was not performed for this batch due to insufficient sample volume.

Batch: MSV/73148

[M5] A matrix spike/matrix spike duplicate was not performed for this batch due to insufficient sample volume.

ANALYTE QUALIFIERS

B	Analyte was detected in the associated method blank.
D3	Sample was diluted due to the presence of high levels of non-target analytes or other matrix interference.
D6	The relative percent difference (RPD) between the sample and sample duplicate exceeded laboratory control limits.
H6	Analysis initiated outside of the 15 minute EPA recommended holding time.
M1	Matrix spike recovery exceeded QC limits. Batch accepted based on laboratory control sample (LCS) recovery.
pH	Post-analysis pH measurement indicates insufficient VOA sample preservation.

This report shall not be reproduced, except in full,
without the written consent of Pace Analytical Services, Inc..

Pace Analytical Services, Inc.
9608 Loiret Blvd.
Lenexa, KS 66219
(913)599-5665

QUALITY CONTROL DATA CROSS REFERENCE TABLE

Project: Fort Smith, AR
Pace Project No.: 60208468

Lab ID	Sample ID	QC Batch Method	QC Batch	Analytical Method	Analytical Batch
60208468001	**TMW-10-201512**	EPA 3010	MPRP/34123	EPA 6010	ICP/25078
60208468002	**TMW-11-201512**	EPA 3010	MPRP/34123	EPA 6010	ICP/25078
60208468003	**MW-61R-201512**	EPA 3010	MPRP/34123	EPA 6010	ICP/25078
60208468001	**TMW-10-201512**	EPA 5030B/8260	MSV/73137		
60208468001	**TMW-10-201512**	EPA 5030B/8260	MSV/73148		
60208468002	**TMW-11-201512**	EPA 5030B/8260	MSV/73137		
60208468002	**TMW-11-201512**	EPA 5030B/8260	MSV/73148		
60208468003	**MW-61R-201512**	EPA 5030B/8260	MSV/73137		
60208468005	**TB-1-201512**	EPA 5030B/8260	MSV/73133		
60208468004	**MW-23-201512**	EPA 5030B/8260	MSV/73132		
60208468001	**TMW-10-201512**	SM 2320B	WET/58748		
60208468002	**TMW-11-201512**	SM 2320B	WET/58748		
60208468003	**MW-61R-201512**	SM 2320B	WET/58748		
60208468001	**TMW-10-201512**	EPA 300.0	WETA/37187		
60208468002	**TMW-11-201512**	EPA 300.0	WETA/37187		
60208468003	**MW-61R-201512**	EPA 300.0	WETA/37187		
60208468001	**TMW-10-201512**	EPA 353.2	WETA/37174		
60208468002	**TMW-11-201512**	EPA 353.2	WETA/37174		
60208468003	**MW-61R-201512**	EPA 353.2	WETA/37174		
60208468001	**TMW-10-201512**	SM 4500-CO2 D	WETA/37242		
60208468002	**TMW-11-201512**	SM 4500-CO2 D	WETA/37242		
60208468003	**MW-61R-201512**	SM 4500-CO2 D	WETA/37242		

This report shall not be reproduced, except in full,
without the written consent of Pace Analytical Services, Inc..

Pace Analytical
www.pacelabs.com

Sample Condition Upon Receipt

WO# : 60208468

60208468

Client Name: Environ

Optional
Proj Due Date:
Proj Name:

Courier: FedEx ☑ UPS ☐ VIA ☐ Clay ☐ PEX ☐ ECI ☐ Pace ☐ Other ☐ Client ☐

Tracking #: 8047 3340 7060 Pace Shipping Label Used? Yes ☐ No ☑

Custody Seal on Cooler/Box Present: Yes ☑ No ☐ Seals intact: Yes ☑ No ☐

Packing Material: Bubble Wrap ☐ Bubble Bags ☐ Foam ☑ None ☐ Other ☐

Thermometer Used: CF +0.6 T-239 / CF +0.6 T-262

Type of Ice: (Wet) Blue None (circle one) ☐ Samples received on ice, cooling process has begun.

Cooler Temperature: 4.1

Temperature should be above freezing to 6°C

Date and initials of person examining contents: MW 12/2/15

Chain of Custody present:	☑Yes ☐No ☐N/A	1.
Chain of Custody filled out:	☑Yes ☐No ☐N/A	2.
Chain of Custody relinquished:	☑Yes ☐No ☐N/A	3.
Sampler name & signature on COC:	☑Yes ☐No ☐N/A	4.
Samples arrived within holding time:	☑Yes ☐No ☐N/A	5.
Short Hold Time analyses (<72hr):	☑Yes ☐No ☐N/A	6. NO2 NO3 (no SO3 per PM)
Rush Turn Around Time requested:	☐Yes ☑No ☐N/A	7.
Sufficient volume:	☑Yes ☐No ☐N/A	8. received only VOC volume for MW-23
Correct containers used:	☑Yes ☐No ☐N/A	3(OTHR) for MW-23 is 3 Ascorbic vials
Pace containers used:	☑Yes ☐No ☐N/A	9.
Containers intact:	☑Yes ☐No ☐N/A	10.
Unpreserved 5035A soils frozen w/in 48hrs?	☐Yes ☐No ☑N/A	11.
Filtered volume received for dissolved tests?	☑Yes ☐No ☐N/A	12.
Sample labels match COC: Includes date/time/ID/analyses Matrix: WT	☑Yes ☐No ☐N/A	13.
All containers needing preservation have been checked.	☑Yes ☐No ☐N/A	
All containers needing preservation are found to be in compliance with EPA recommendation.	☑Yes ☐No ☐N/A	14.
Exceptions: VOA, Coliform, O&G, WI-DRO (water)	☑Yes ☐No	Initial when completed / Lot # of added preservative
Trip Blank present: Pace Trip Blank lot # (if purchased): covered	☑Yes ☐No ☐N/A	15.
Headspace in VOA vials (>6mm):	☐Yes ☑No ☐N/A	16.
Project sampled in USDA Regulated Area:	☐Yes ☐No ☑N/A	17. List State:
Additional labels attached to 5035A vials in the field?	☐Yes ☐No ☑N/A	18.

Client Notification/ Resolution: Copy COC to Client? Y / N Field Data Required? Y / N

Person Contacted: Date/Time:

Comments/ Resolution: Per Wendy → MW-23-201512 should only be run for VOCs. CBL 12/2/15
Per Wendy → don't run sulfide or dissolved metals. CBL 12/2/15

Project Manager Review: Colleen Clyne Date: 12/02/2015

Pace Analytical
www.pacelabs.com

CHAIN-OF-CUSTODY / Analytical Request Document

The Chain-of-Custody is a LEGAL DOCUMENT. All relevant fields must be completed accurately.

Page: | of |

Section A Required Client Information:

Company:	Environ
Address:	7500 College Blvd., Ste. 925
	Overland Park, KS 66210
Email To:	wstonestreet@environcorp.com
Phone: 913-553-5926	Fax:
Requested Due Date/TAT:	5-Day TAT

Section B Required Project Information:

Report To:	Wendy Stonestreet
Copy To:	Tammy Gleason
Purchase Order No.:	NA
Project Name:	Fort Smith, AR
Project Number:	

Section C Invoice Information:

Attention:	Tammy Gleason
Company Name:	Environ
Address:	250 Monroe Ave. NW Grand Rapids
Pace Quote Reference:	Michigan, 49503
Pace Project Manager:	Colleen Clyne
Pace Profile #:	7444, line 1

REGULATORY AGENCY

☐ NPDES ☐ GROUND WATER ☐ DRINKING WATER
☐ UST ☐ RCRA ☑ OTHER ADEQ

Site Location STATE: AR

Section D Required Client Information

SAMPLE ID (A-Z, 0-9 / ,-) Sample IDs MUST BE UNIQUE

Valid Matrix Codes

MATRIX	CODE
DRINKING WATER	DW
WATER	WT
WASTE WATER	WW
PRODUCT	P
SOIL/SOLID	SL
OIL	OL
WIPE	WP
AIR	AR
OTHER	OT
TISSUE	TS

ITEM #	SAMPLE ID	MATRIX CODE (see valid codes to left)	SAMPLE TYPE (G=GRAB C=COMP)	COLLECTED COMPOSITE START DATE	COLLECTED COMPOSITE START TIME	COLLECTED COMPOSITE END/GRAB DATE	COLLECTED COMPOSITE END/GRAB TIME	SAMPLE TEMP AT COLLECTION	# OF CONTAINERS	Preservatives: Unpreserved	H_2SO_4	HNO_3	HCl	NaOH	$Na_2S_2O_3$	Methanol	Other	Analysis Test Y/N	8260 VOCs	Alkalinity	TOC	Chloride, Sulfate	8015 Chloroethanol (Pace Dallas)	6010-Iron/Mn	Ferric Iron calc. (send field Ferrous)	Ammonia	Nitrate+Nitrite	Total Phosphate (Pace Dallas)	Sulfite	CO2 Calc (Alkalinity +pH)	Residual Chlorine (Y/N)	Pace Project No./ Lab I.D.
1	TMW-10-201512	WT	G			12/1/15	1400		6	X		X	X					X	X		X		X		X	X		60208468
2	TMW-11-201512						1340																						002
3	MW-GR-201512						1600																						003
4	MW-23-201512						1638																						004
5	TB-1-201512								2																				005
6																													
7																													
8																													
9																													
10																													
11																													
12																													

Sulfite (1-5) (6-12)

1-5: 60208468 001 002 003 004 005
6: 3(OTHER) 004
7-12: 2(OTHER) 005

ADDITIONAL COMMENTS	RELINQUISHED BY / AFFILIATION	DATE	TIME	ACCEPTED BY / AFFILIATION	DATE	TIME	SAMPLE CONDITIONS			
Level IV data package required,	Tom Smith / Environ	12/1/15	1830	PASI	12/2/15	0845	4.1	Y	Y	Y
Dissolved metals filtered in field,										
Unpreserved Nitrate, Nitrite,										
Please confirm sulfite analysis w/ Wendy Stonestreet										

Temp In °C | Received on Ice (Y/N) | Custody Sealed Cooler (Y/N) | Samples Intact (Y/N)

SAMPLER NAME AND SIGNATURE

PRINT Name of SAMPLER: Nick Zurmeller

SIGNATURE of SAMPLER: | DATE Signed (MM/DD/YY): 12/1/15

*Important Note: By signing this form you are accepting Pace's NET 30 day payment terms and agreeing to late charges of 1.5% per month for any invoices not paid within 30 days.

Appendix F

Geotechnical Laboratory Report

Terracon

October 7, 2015

Environ International Corp.
250 Monroe Avenue NW, Suite 400
Grand Rapids, MI USA 49503

Attn: Ms. Tamara Gleason
P: (616) 634-6781
E: tgleason@environcorp.com

Re: Laboratory Testing Services
Fort Smith, Arkansas Project
Terracon Project Number 35155070

Dear Ms. Gleason:

We appreciate the opportunity to provide laboratory testing services for your project. Following are the results of the laboratory testing services performed on the samples delivered to our laboratory. A summary of the laboratory test results and laboratory test reports are attached to this letter.

If you have questions or concerns, please feel free to contact me by phone (501) 847-9292 or via email at Shaun.Baker@terracon.com.

Sincerely,
Terracon Consultants, Inc.
Certificate of Authorization #223, Expires 12/31/2015

Shaun P. Baker, P.E.
Department Manager, Geotechnical Services

Jennifer K. Harmon, E.I.
Laboratory Manager

Summary of Laboratory Test Results

Sample ID	Water Content (%)	Dry Density (pcf)	Porosity [1] (%)	Effective Porosity (%) [2]	Atterberg Limits			Percent Fines (P200) (%)
					Liquid Limit (%)	Plastic Limit (%)	Plasticity Index	
MW-187-SL(24-24.5 FT)-091415	16.6	Not tested	Not tested	Not tested	22	13	9	22
MW-188-SL(16-16.5 FT)-091415	19.5	Not tested	Not tested	Not tested	49	18	31	98
MW-189A-SL(32-32.5 FT)-091715	9.6	Not tested	Not tested	Not tested	22	18	4	12
MW-191-SL(16-16.5 FT)-091515	17.2	Not tested	Not tested	Not tested	36	16	20	85
TMW-10-SL(10-12 FT)-091615	12.4	112.5	32.0	23.5	27	15	12	18
TMW-11-SL(12.5-15 FT)-091615	15.1	111.8	32.4	22.2	24	14	10	14

[1] Based on the sample's dry density and a specific gravity S.G. = 2.65.

[2] Based on the sample's moist density and a specific gravity S.G. = 2.65. The effective porosity is commonly 5 to 10 percent less than the total porosity per "Geology of Petroleum, 1967."

Additional laboratory test results can be found on the following test reports.

ATTERBERG LIMITS RESULTS

ASTM D4318

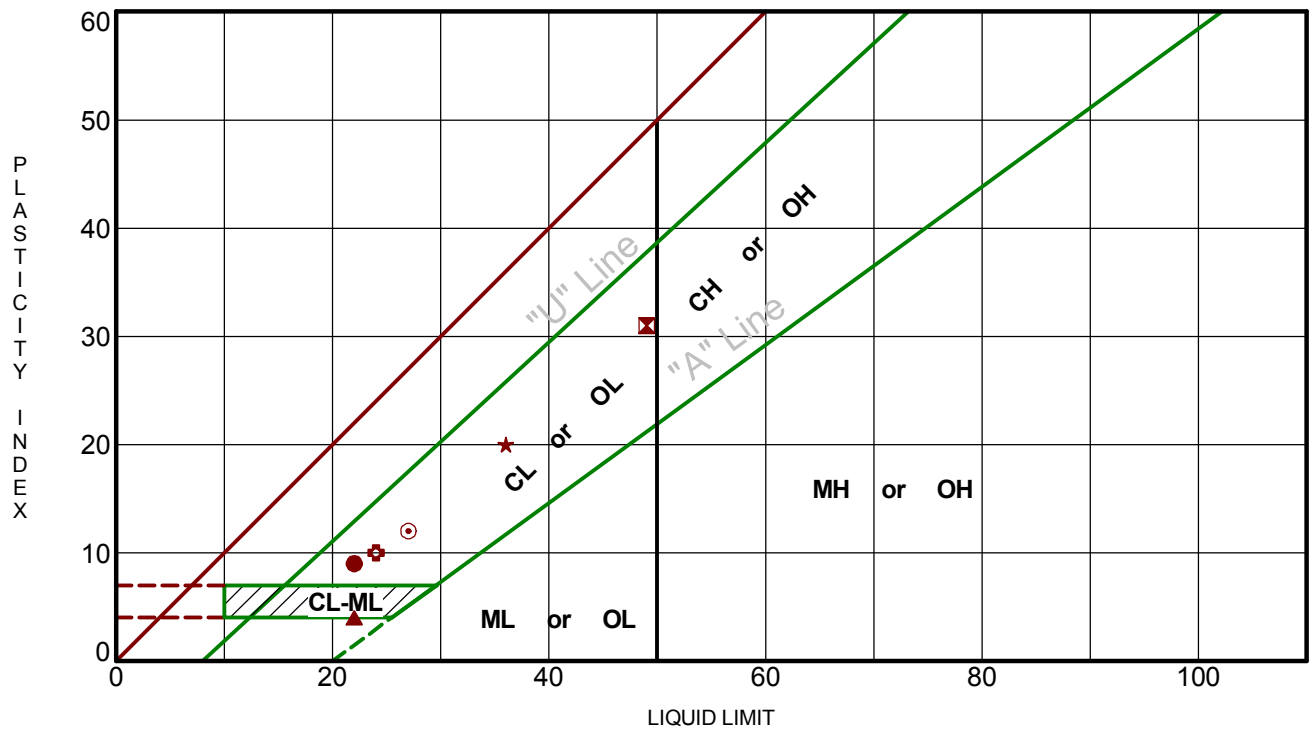

Boring ID	Depth	LL	PL	PI	Fines	USCS	Description
MW-187	24 - 24.5	22	13	9	22	SC	CLAYEY SAND
MW-188	16 - 16.5	49	18	31	98	CL	LEAN CLAY
MW-189A	32 - 32.5	22	18	4	12	GW-GC	WELL-GRADED GRAVEL with SILTY CLAY and SAND
MW-191	16 - 16.5	36	16	20	85	CL	LEAN CLAY
TMW-10	10 - 12	27	15	12	18	GC	CLAYEY GRAVEL with SAND
TMW-11	12.5 - 15	24	14	10	14	GC	CLAYEY GRAVEL with SAND

PROJECT: Contract Laboratory Testing

SITE: Former Whirlpool Corp. Fort Smith Facility
Fort Smith, Arkansas

Terracon
25809 I-30 South
Bryant, Arkansas

PROJECT NUMBER: 35155070

CLIENT: ENVIRON International Corporation
Grand Rapids, Michigan

EXHIBIT: B-2

LABORATORY TESTS ARE NOT VALID IF SEPARATED FROM ORIGINAL REPORT. ATTERBERG LIMITS 35155070.GPJ TERRACON2015.GDT 10/7/15

GRAIN SIZE DISTRIBUTION

ASTM D422

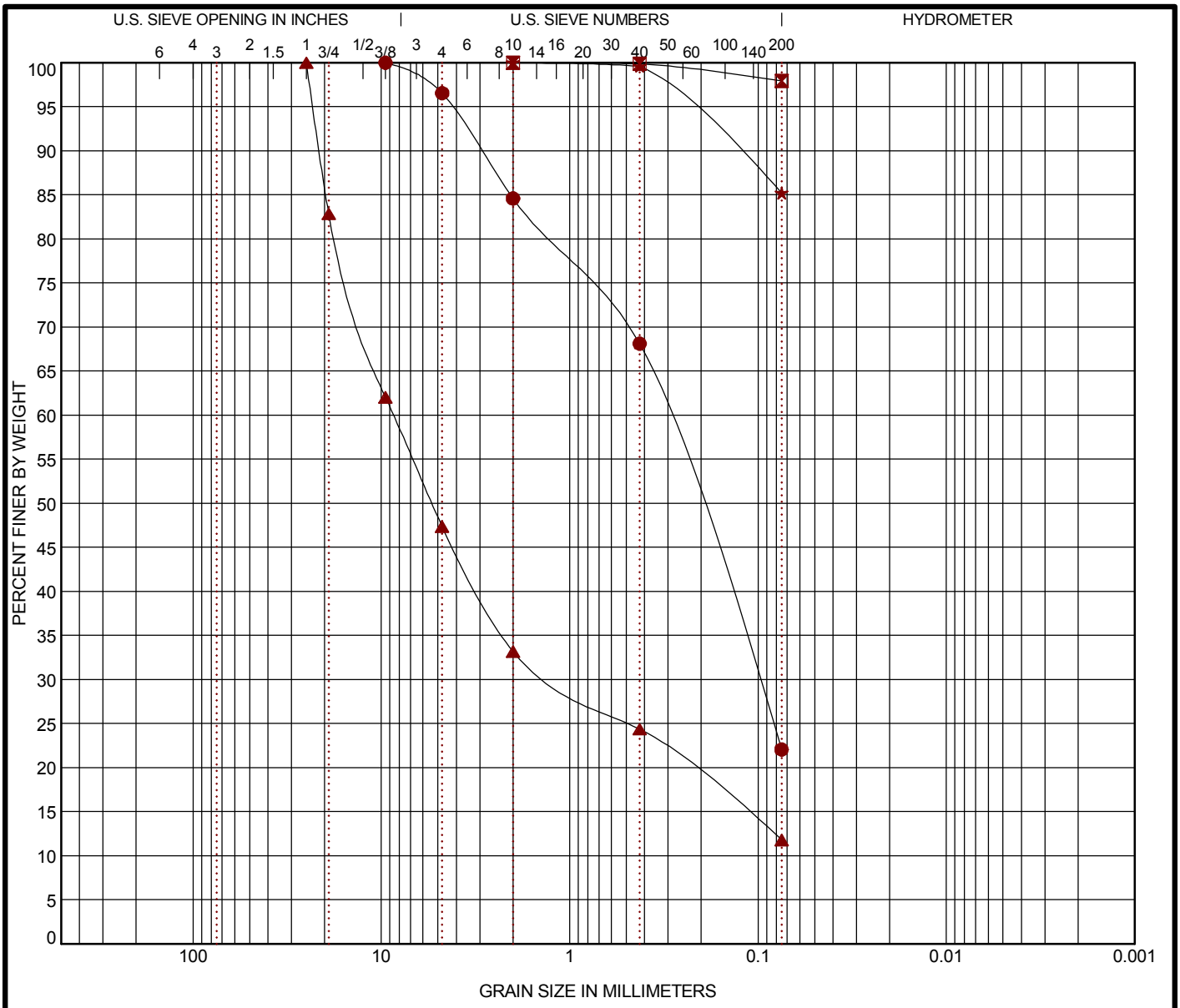

COBBLES	GRAVEL		SAND			SILT OR CLAY
	coarse	fine	coarse	medium	fine	

	Boring ID	Depth	USCS Classification	AASHTO Classification	LL	PL	PI	Cc	Cu
●	MW-187	24 - 24.5	CLAYEY SAND(SC)	A-2-4(0)	22	13	9		
⊠	MW-188	16 - 16.5	LEAN CLAY(CL)	A-7-6(33)	49	18	31		
▲	MW-189A	32 - 32.5	WELL-GRADED GRAVEL with SILTY CLAY and SAND(GW-GC)	A-1-a(0)	22	18	4	2.59	147.66
★	MW-191	16 - 16.5	LEAN CLAY(CL)	A-6(16)	36	16	20		

	Boring ID	Depth	D_{100}	D_{60}	D_{30}	D_{10}	%Gravel	%Sand	%Silt	%Clay
●	MW-187	24 - 24.5	9.5	0.313	0.101		3.4	74.5	22.1	
⊠	MW-188	16 - 16.5	2				0.0	2.0	98.0	
▲	MW-189A	32 - 32.5	25	8.626	1.143		52.7	35.5	11.8	
★	MW-191	16 - 16.5	2				0.0	14.8	85.2	

PROJECT: Contract Laboratory Testing

SITE: Former Whirlpool Corp. Fort Smith Facility
Fort Smith, Arkansas

Terracon
25809 I-30 South
Bryant, Arkansas

PROJECT NUMBER: 35155070

CLIENT: ENVIRON International Corporation
Grand Rapids, Michigan

EXHIBIT: B-3

LABORATORY TESTS ARE NOT VALID IF SEPARATED FROM ORIGINAL REPORT. GRAIN SIZE: USCS & AASHTO COMBINED 35155070.GPJ TERRACON2012.GDT 10/7/15

GRAIN SIZE DISTRIBUTION

ASTM D422

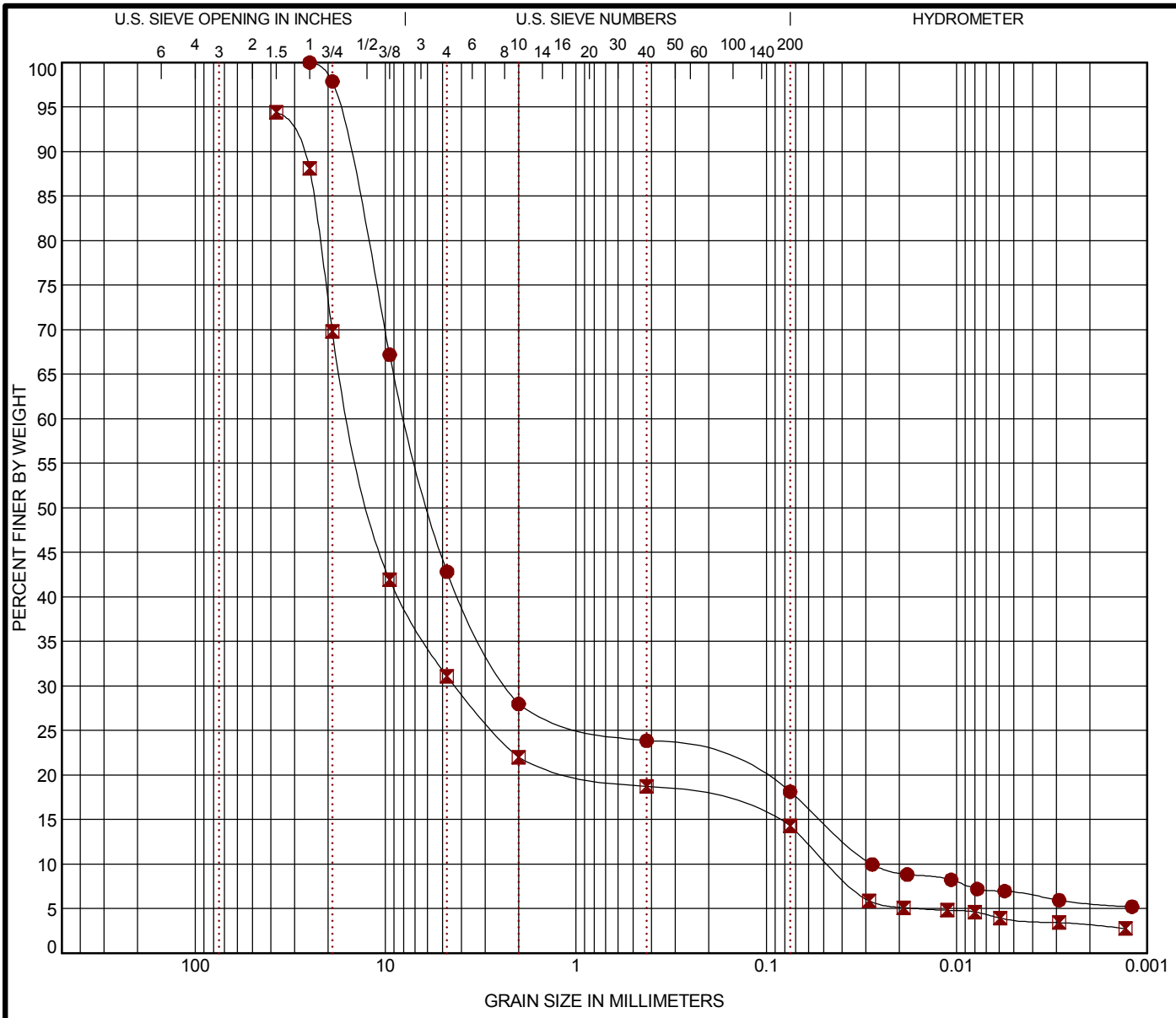

	Boring ID	Depth	USCS Classification	AASHTO Classification	LL	PL	PI	Cc	Cu
●	TMW-10	10 - 12	CLAYEY GRAVEL with SAND(GC)	A-2-6(0)	27	15	12	23.41	277.28
⊠	TMW-11	12.5 - 15	CLAYEY GRAVEL with SAND(GC)	A-2-4(0)	24	14	10	26.64	323.87

	Boring ID	Depth	D_{100}	D_{60}	D_{30}	D_{10}	%Gravel	%Sand	%Silt	%Clay
●	TMW-10	10 - 12	25	7.742	2.249	0.028	57.2	24.7	11.3	6.8
⊠	TMW-11	12.5 - 15	37.5	14.892	4.271	0.046	63.3	16.8	10.5	3.8

PROJECT: Contract Laboratory Testing

SITE: Former Whirlpool Corp. Fort Smith Facility
Fort Smith, Arkansas

Terracon
25809 I-30 South
Bryant, Arkansas

PROJECT NUMBER: 35155070

CLIENT: ENVIRON International Corporation
Grand Rapids, Michigan

EXHIBIT: B-4

LABORATORY TESTS ARE NOT VALID IF SEPARATED FROM ORIGINAL REPORT. GRAIN SIZE: USCS & AASHTO COMBINED 35155070.GPJ TERRACON2012.GDT 10/7/15

Pace Analytical
www.pacelabs.com

220 William Pitt Way
Pittsburgh, PA 15238
412-826-5245

Microseeps

CHAIN-OF-CUSTODY / Analytical Request Document

The Chain-of-Custody is a LEGAL DOCUMENT. All relevant fields must be completed accurately.

Page: | of |

004835

Section A Required Client Information:

Company: Ramboll Environ
Address: 1807 Park 270 Dr Ste 3
St. Louis MO 63146
Email To: nzurweller@environcorp.com
Phone: 636-579-6893 Fax:
Requested Due Date/TAT: Standard

Section B Required Project Information:

Report To: Nick Zurweller
Copy To: Tammy Gleason
Purchase Order No.: NA
Project Name: Fort Smith, AR
Project Number:

Section C Invoice Information:

Attention: Tammy Gleason
Company Name: Ramboll Environ
Address: 250 Monroe Ave. NW Grand Rapids, MI 49503
Pace Quote Reference:
Pace Project Manager:
Pace Profile #:

REGULATORY AGENCY

☐ NPDES ☐ GROUND WATER ☐ DRINKING WATER
☐ UST ☐ RCRA ☐ OTHER _____

Site Location STATE: _____

Section D Required Client Information

SAMPLE ID (A-Z, 0-9 / ,-) Sample IDs MUST BE UNIQUE

Matrix Codes (MATRIX / CODE): Drinking Water DW; Water WT; Waste Water WW; Product P; Soil/Solid SL; Oil OL; Wipe WP; Air AR; Tissue TS; Other OT

ITEM #	SAMPLE ID	MATRIX CODE (see valid codes to left)	SAMPLE TYPE (G=GRAB C=COMP)	COLLECTED COMPOSITE START DATE	COMPOSITE START TIME	COMPOSITE END/GRAB DATE	COMPOSITE END/GRAB TIME	SAMPLE TEMP AT COLLECTION	# OF CONTAINERS	Preservatives: Unpreserved	H_2SO_4	HNO_3	HCl	TSP	BAK	Zinc Acetate & NaOH	Other	Analysis Test Y/N	Atterburg Limits	Grain Size	Porosity, Effective Porosity	Residual Chlorine (Y/N)	Pace Project No./ Lab I.D.
1	MW-188-SL(16-16.5FT)-091415	SL	G			9/14/15	1450		2	X									X	X				
2	MW-191-SL (16-16.5 FT)-091515	"	"			9/15/15	1400		"	"									"	"				
3	MW-187-SL(24-24.5FT)-091415	"	"			9/14/15	1115		"	"									"	"				
4	MW-189A-SL(32-32.5FT)-091715	"	"			9/17/15	0820		"	"									"	"				
5	TMW-11-SL (13.5-15FT)-091615	"	"			9/16/15	1005		"	"									"	"	X	X		
6	TMW-10-SL (10-12 FT)-091615	"	"			9/16/15	1535		"	"									"	"	X	X		
7																								
8																								
9																								
10																								
11																								
12																								

ADDITIONAL COMMENTS	RELINQUISHED BY / AFFILIATION	DATE	TIME	ACCEPTED BY / AFFILIATION	DATE	TIME	SAMPLE CONDITIONS
Run analyses as requested by Tammy Gleason (Environ)	Larry Cross / Environ	9/17/15	08:30	Matt Hay			

2

SAMPLER NAME AND SIGNATURE

PRINT Name of SAMPLER: Nick Zurweller

SIGNATURE of SAMPLER: _____ DATE Signed (MM/DD/YY): 9/18/15

Temp in °C | Received on Ice (Y/N) | Custody Sealed Cooler (Y/N) | Samples Intact (Y/N)

*Important Note: By signing this form you are accepting Pace's NET 30 day payment terms and agreeing to late charges of 1.5% per month for any invoices not paid within 30 days.

TABLE 1
THICKNESS OF SATURATED SOILS
Whirlpool Facility - Fort Smith, Arkansas

Well ID	Ground Elevation	Top of Saturated Soils	Bottom of Saturated Soils	Saturated Soil Interval
North Plume				
IW-72	472.2	450.2	446.4	3.8
IW-73	472.1	NA[2]	NA[2]	NA[2]
IW-74	472.3	454.3	446.3	8.0
IW-75	472.8	NA[2]	NA[2]	NA[2]
IW-76	473.2	NA[2]	NA[2]	NA[2]
IW-77	473.8	454.8	445.8	9.0
IW-78	474.2	NA[2]	NA[2]	NA[2]
IW-79	474.1	NA[2]	NA[2]	NA[2]
IW-80	473.7	454.7	446.7	8.0
MW-23	475.8	453.8	447.8	6.0
MW-24	476.6	453.6	447.1	6.5
MW-27	475.7	451.7	447.4	4.3
MW-28	470.6	447.1	445.9	1.2
MW-31	476.1	448.1	447.1	1.0
MW-32	475.7	NA[2]	NA[2]	NA[2]
MW-33	474.9	NA[2]	NA[2]	NA[2]
MW-35R	474.0	NA[2]	NA[2]	NA[2]
MW-36	473.4	NA[2]	NA[2]	NA[2]
MW-39	475.6	450.1	447.6	2.5
MW-40	473.4	450.1	447.1	3.0
MW-41	472.3	453.3	445.8	7.5
MW-42B	471.8	449.8	446.3	3.5
MW-43	471.0	451.0	446.3	4.7
MW-46R	466.5	450.5	445.8	4.7
MW-50	463.2	451.2	445.6	5.6
MW-55	465.5	447.5	446.8	0.7
MW-56	463.4	445.4	444.9	0.5
MW-57	463.1	447.1	446.5	0.6
MW-58	462.9	446.3	445.9	0.4
MW-60	461.0	447.2	445.6	1.6[3]
MW-61	459.8	445.5	444.7	0.8[3]
MW-62	464.5	446.0	444.2	1.8
MW-63	464.0	444.7	444.5	0.2[3]
MW-65	474.1	453.6	445.7	7.9
MW-66	462.7	450.7	446.5	4.2[3]
MW-67	459.4	448.4	445.2	3.2[3]
MW-68	470.0	448.0	446.5	1.5
MW-70	471.7	NA[2]	NA[2]	NA[2]
MW-71	471.5	NA[2]	NA[2]	NA[2]
RW-69	471.5	449.5	445.5	4.0
			Average Thickness (feet)	**3.7**
South Plume				
ITMW-1	474.6	450.6	444.1	6.5
ITMW-10	478.6	451.6	446.1	5.5
ITMW-11	474.0	457.5	444.5	13.0
ITMW-12	474.7	456.7	444.7	12.0
ITMW-13	475.4	450.4	446.4	4.0

TABLE 1
THICKNESS OF SATURATED SOILS
Whirlpool Facility - Fort Smith, Arkansas

Well ID	Ground Elevation	Top of Saturated Soils	Bottom of Saturated Soils	Saturated Soil Interval
ITMW-14	475.7	455.7	445.7	10.0
ITMW-15	474.8	454.0	444.8	9.2
ITMW-16	476.5	458.5	445.3	13.2
ITMW-17	476.1	454.1	447.1	7.0
ITMW-18	473.9	457.9	444.9	13.0
ITMW-19	474.3	457.8	445.3	12.5
ITMW-2	475.1	457.1	445.6	11.5
ITMW-20	475.7	453.2	447.4	5.8
ITMW-21	474.4	449.4	446.4	3.0
ITMW-3	472.8	451.6	444.6	7.0
ITMW-4	477.6	458.1	447.1	11.0
ITMW-5	476.6	452.1	446.1	6.0
ITMW-6	481.1	455.4	445.6	9.8
ITMW-7	479.7	NA[2]	NA[2]	NA[2]
ITMW-9	479.5	460.2	446.3	13.9
MW-22	473.9	450.9	449.9	1.0
MW-25	474.7	446.7	445.0	1.8
MW-26	476.1	451.1	446.9	4.2
MW-29	475.1	452.1	447.1	5.0
MW-30	479.2	446.7	443.7	3.0
MW-37	474.0	457.0	445.5	11.5
MW-38	474.9	NA[2]	NA[2]	NA[2]
MW-92	473.9	451.9	444.9	7.0
MW-93	478.0	456.0	443.5	12.5
MW-94	478.0	455.0	445.0	10.0
MW-95	478.0	452.0	445.0	7.0
MW-172	473.4	459.4	445.8	13.6
			Average Thickness (feet)	**8.3**
NE Corner Plume				
MW-87	471.0	451.0	447.8	3.2
MW-88	469.1	453.6	449.1	4.5
MW-89	467.1	451.6	449.5	2.1
MW-90	467.0	452.0	447.0	5.0
MW-91	469.2	451.7	449.2	2.5
MW-96	458.3	449.8	444.0	5.8
MW-97	459.9	451.9	445.9	6.0
MW-98	462.0	451.0	444.4	6.6
MW-99	467.1	449.3	445.1	4.2
			Average Thickness (feet)	**4.4**

Notes:

1. Saturated thickness calculated from soil description in boring log.
2. NA - Boring log not available
3. No saturated soil observation recorded in boring log during drilling. Interval inferred based on soil description.

TABLE 2
ESTIMATED QUANTITY OF TCE IN GROUNDWATER
Whirlpool Facility - Fort Smith, Arkansas

GROUNDWATER	Volume of Water						TCE Concentration		Mass of TCE		Volume of TCE	
Date	Plume Area (Square Feet)	Saturated Thickness (Feet)	Total Porosity[2]	Plume Area (Cubic Feet)	Gallons	Liters	Estimated Avg. Min. Concentration Assumed to be Present Throughout the Respective Section of Plume (µg/L)	Estimated Avg. Max. Concentration Assumed to be Present Throughout the Respective Section of Plume (µg/L)	Min. Kg.	Max. Kg.	Min. Vol. (Gallons)	Max. Vol. (Gallons)
North Plume												
March 2014 - 5 to 100 µg/L	*246,800*	3.7[1]	0.4	366,251	2,739,559	10,369,231	5	100	0.1	1.0	0.0	0.2
March 2014 - 100 to 1,000 µg/L	*184,500*	3.7[1]	0.4	273,798	2,048,009	7,751,714	100	1,000	0.8	7.8	0.1	1.4
March 2014 - > 1,000 µg/L	*100*	3.7[1]	0.4	148	1,110	4,201	1,000	1,500	0.0	0.0	0.0	0.0
March 2014 Subtotal	431,400								0.8	8.8	0.2	1.6
May 2014 - 5 to 100 µg/L	*279,000*	3.7[1]	0.4	414,036	3,096,989	11,722,104	5	100	0.1	1.2	0.0	0.2
May 2014 - 100 to 1,000 µg/L	*185,110*	3.7[1]	0.4	274,703	2,054,780	7,777,343	100	1,000	0.8	7.8	0.1	1.4
May 2014 - > 1,000 µg/L	*100*	3.7[1]	0.4	148	1,110	4,201	1,000	1,500	0.0	0.0	0.0	0.0
May 2014 Subtotal	464,210								0.8	9.0	0.2	1.6
July 2014 - 5 to 100 µg/L	*294,300*	3.7[1]	0.4	436,741	3,266,824	12,364,930	5	100	0.1	1.2	0.0	0.2
July 2014 - 100 to 1,000 µg/L	*192,500*	3.7[1]	0.4	285,670	2,136,812	8,087,832	100	1,000	0.8	8.1	0.1	1.5
July 2014 - > 1,000 µg/L	*200*	3.7[1]	0.4	297	2,220	8,403	1,000	1,500	0.0	0.0	0.0	0.0
July 2014 Subtotal	487,000								0.9	9.3	0.2	1.7
October 2014 - 5 to 100 µg/L	*299,500*	3.7[1]	0.4	444,458	3,324,546	12,583,406	5	100	0.1	1.3	0.0	0.2
October 2014 - 100 to 1,000 µg/L	*199,900*	3.7[1]	0.4	296,652	2,218,954	8,398,741	100	1,000	0.8	8.4	0.2	1.5
October 2014 - > 1,000 µg/L	*400*	3.7[1]	0.4	594	4,440	16,806	1,000	1,500	0.0	0.0	0.0	0.0
October 2014 Subtotal	499,800								0.9	9.7	0.2	1.8
January 2015 - 5 to 100 µg/L	*296,000*	3.7[1]	0.4	439,264	3,285,695	12,436,355	5	100	0.1	1.2	0.0	0.2
January 2015 - 100 to 1,000 µg/L	*180,466*	3.7[1]	0.4	267,812	2,003,230	7,582,227	100	1,000	0.8	7.6	0.1	1.4
January 2015 - > 1,000 µg/L	*0*	3.7[1]	0.4	0	0	0	1,000	1,500	0.0	0.0	0.0	0.0
January 2015 Subtotal	476,466								0.8	8.8	0.1	1.6
April 2015 - 5 to 100 µg/L	308,950	3.7[1]	0.4	458,482	3,429,444	12,980,445	5	100	0.1	1.3	0.0	0.2
April 2015 - 100 to 1,000 µg/L	177,037	3.7[1]	0.4	262,723	1,965,167	7,438,158	100	1,000	0.7	7.4	0.1	1.3
April 2015 - > 1,000 µg/L	0	3.7[1]	0.4	0	0	0	1,000	1,500	0.0	0.0	0.0	0.0
April 2015 Subtotal	485,987								0.8	8.7	0.1	1.6

RAMBOLL ENVIRON

TABLE 2
ESTIMATED QUANTITY OF TCE IN GROUNDWATER
Whirlpool Facility - Fort Smith, Arkansas

GROUNDWATER	Volume of Water						TCE Concentration		Mass of TCE		Volume of TCE	
Date	Plume Area (Square Feet)	Saturated Thickness (Feet)	Total Porosity[2]	Plume Area (Cubic Feet)	Gallons	Liters	Estimated Avg. Min. Concentration Assumed to be Present Throughout the Respective Section of Plume (µg/L)	Estimated Avg. Max. Concentration Assumed to be Present Throughout the Respective Section of Plume (µg/L)	Min. Kg.	Max. Kg.	Min. Vol. (Gallons)	Max. Vol. (Gallons)
July 2015 - 5 to 100 µg/L	334,058	3.7[1]	0.4	495,742	3,708,151	14,035,350	5	100	0.1	1.4	0.0	0.3
July 2015 - 100 to 1,000 µg/L	165,146	3.7[1]	0.4	245,077	1,833,173	6,938,561	100	1,000	0.7	6.9	0.1	1.3
July 2015 - > 1,000 µg/L	0	3.7[1]	0.4	0	0	0	1,000	1,500	0.0	0.0	0.0	0.0
July 2015 Subtotal	499,204								0.8	8.3	0.1	1.5
October 2015 - 5 to 100 µg/L	303,199	3.7[1]	0.4	449,947	3,365,606	12,738,818	5	100	0.1	1.3	0.0	0.2
October 2015 - 100 to 1,000 µg/L	152,180	3.7[1]	0.4	225,835	1,689,247	6,393,799	100	1,000	0.6	6.4	0.1	1.2
October 2015 - > 1,000 µg/L	0	3.7[1]	0.4	0	0	0	1,000	1,500	0.0	0.0	0.0	0.0
October 2015 Subtotal	455,379								0.7	7.7	0.1	1.4
South Plume												
October 2014 - 5 to 100 µg/L	*519,800*	8.3[1]	0.4	1,727,815	12,924,058	48,917,558	5	100	0.2	4.9	0.0	0.9
October 2014 - 100 to 1,000 µg/L	*261,500*	8.3[1]	0.4	869,226	6,501,810	24,609,353	100	1,000	2.5	24.6	0.4	4.5
October 2014 - > 1,000 µg/L	*119,000*	8.3[1]	0.4	395,556	2,958,759	11,198,902	1,000	1,500	11.2	16.8	2.0	3.0
October 2014 Subtotal	900,300								13.9	46.3	2.5	8.4
January 2015 - 5 to 100 µg/L	*442,344*	8.3[1]	0.4	1,470,351	10,998,229	41,628,296	5	100	0.2	4.2	0.0	0.8
January 2015 - 100 to 1,000 µg/L	*324,537*	8.3[1]	0.4	1,078,761	8,069,132	30,541,665	100	1,000	3.1	30.5	0.6	5.5
January 2015 - 1,000 to 10,000 µg/L	*86,311*	8.3[1]	0.4	286,898	2,145,995	8,122,592	1,000	1,500	8.1	12.2	1.5	2.2
January 2015 - > 10,000 µg/L	*16,637*	8.3[1]	0.4	55,301	413,654	1,565,682	10,000	40,000	15.7	62.6	2.8	11.3
January 2015 Subtotal	869,829								27.0	109.5	4.9	19.8
April 2015 - 5 to 100 µg/L	446,025	8.3[1]	0.4	1,482,587	11,089,752	41,974,709	5	100	0.2	4.2	0.0	0.8
April 2015 - 100 to 1,000 µg/L	320,887	8.3[1]	0.4	1,066,628	7,978,380	30,198,170	100	1,000	3.0	30.2	0.5	5.5
April 2015 - 1,000 to 10,000 µg/L	82,635	8.3[1]	0.4	274,679	2,054,597	7,776,650	1,000	1,500	7.8	11.7	1.4	2.1
April 2015 - > 10,000 µg/L	19,906	8.3[1]	0.4	66,168	494,933	1,873,322	10,000	40,000	18.7	74.9	3.4	13.6
April 2015 Subtotal	869,453								29.7	121.0	5.4	21.9

TABLE 2
ESTIMATED QUANTITY OF TCE IN GROUNDWATER
Whirlpool Facility - Fort Smith, Arkansas

GROUNDWATER	Volume of Water						TCE Concentration		Mass of TCE		Volume of TCE	
Date	Plume Area (Square Feet)	Saturated Thickness (Feet)	Total Porosity[2]	Plume Area (Cubic Feet)	Gallons	Liters	Estimated Avg. Min. Concentration Assumed to be Present Throughout the Respective Section of Plume (µg/L)	Estimated Avg. Max. Concentration Assumed to be Present Throughout the Respective Section of Plume (µg/L)	Min. Kg.	Max. Kg.	Min. Vol. (Gallons)	Max. Vol. (Gallons)
July 2015 - 5 to 100 µg/L	366,826	8.3[1]	0.4	1,219,330	9,120,586	34,521,416	5	100	0.2	3.5	0.0	0.6
July 2015 - 100 to 1,000 µg/L	439,964	8.3[1]	0.4	1,462,440	10,939,054	41,404,318	100	1,000	4.1	41.4	0.7	7.5
July 2015 - 1,000 to 10,000 µg/L	158,420	8.3[1]	0.4	526,588	3,938,879	14,908,656	1,000	1,500	14.9	22.4	2.7	4.0
July 2015 - > 10,000 µg/L	17,739	8.3[1]	0.4	58,964	441,054	1,669,389	10,000	40,000	16.7	66.8	3.0	12.1
July 2015 Subtotal	982,949								35.9	134.0	6.5	24.3
October 2015 - 5 to 100 µg/L	452,019	8.3[1]	0.4	1,502,511	11,238,783	42,538,795	5	100	0.2	4.3	0.0	0.8
October 2015 - 100 to 1,000 µg/L	410,850	8.3[1]	0.4	1,365,665	10,215,177	38,664,446	100	1,000	3.9	38.7	0.7	7.0
October 2015 - 1,000 to 10,000 µg/L	178,334	8.3[1]	0.4	592,782	4,434,011	16,782,732	1,000	1,500	16.8	25.2	3.0	4.6
October 2015 - > 10,000 µg/L	26,442	8.3[1]	0.4	87,893	657,441	2,488,415	10,000	40,000	24.9	99.5	4.5	18.0
October 2015 Subtotal	1,067,645								45.7	167.6	8.3	30.4
Northeast Plume												
October 2014 - 5 to 100 µg/L	*187,600*	4.4[1]	0.4	330,926	2,475,329	9,369,122	5	100	0.0	0.9	0.0	0.2
October 2014 - 100 to 1,000 µg/L	*69,200*	4.4[1]	0.4	122,069	913,075	3,455,987	100	1,000	0.3	3.5	0.1	0.6
October 2014 - > 1,000 µg/L	*0*	4.4[1]	0.4	0	0	0	1,000	1,500	0.0	0.0	0.0	0.0
October 2014 Subtotal	256,800								0.4	4.4	0.1	0.8
January 2015 - 5 to 100 µg/L	*166,439*	4.4[1]	0.4	293,598	2,196,116	8,312,299	5	100	0.0	0.8	0.0	0.2
January 2015 - 100 to 1,000 µg/L	*74,000*	4.4[1]	0.4	130,536	976,409	3,695,709	100	1,000	0.4	3.7	0.1	0.7
January 2015 - > 1,000 µg/L	*0*	4.4[1]	0.4	0	0	0	1,000	1,500	0.0	0.0	0.0	0.0
January 2015 Subtotal	240,439								0.4	4.5	0.1	0.8
April 2015 - 5 to 100 µg/L	183,000	4.4[1]	0.4	322,812	2,414,634	9,139,389	5	100	0.0	0.9	0.0	0.2
April 2015 - 100 to 1,000 µg/L	70,500	4.4[1]	0.4	124,362	930,228	3,520,912	100	1,000	0.4	3.5	0.1	0.6
April 2015 - > 1,000 µg/L	0	4.4[1]	0.4	0	0	0	1,000	1,500	0.0	0.0	0.0	0.0
April 2015 Subtotal	253,500								0.4	4.4	0.1	0.8
July 2015 - 5 to 100 µg/L	176,731	4.4[1]	0.4	311,753	2,331,916	8,826,302	5	100	0.0	0.9	0.0	0.2
July 2015 - 100 to 1,000 µg/L	76,915	4.4[1]	0.4	135,678	1,014,872	3,841,290	100	1,000	0.4	3.8	0.1	0.7
July 2015 - > 1,000 µg/L	0	4.4[1]	0.4	0	0	0	1,000	1,500	0.0	0.0	0.0	0.0

TABLE 2
ESTIMATED QUANTITY OF TCE IN GROUNDWATER
Whirlpool Facility - Fort Smith, Arkansas

GROUNDWATER	Volume of Water						TCE Concentration		Mass of TCE		Volume of TCE	
Date	Plume Area (Square Feet)	Saturated Thickness (Feet)	Total Porosity[2]	Plume Area (Cubic Feet)	Gallons	Liters	Estimated Avg. Min. Concentration Assumed to be Present Throughout the Respective Section of Plume (µg/L)	Estimated Avg. Max. Concentration Assumed to be Present Throughout the Respective Section of Plume (µg/L)	Min. Kg.	Max. Kg.	Min. Vol. (Gallons)	Max. Vol. (Gallons)
July 2015 Subtotal	253,646								0.4	4.7	0.1	0.9
October 2015 - 5 to 100 µg/L	160,153	4.4[1]	0.4	282,510	2,113,174	7,998,364	5	100	0.0	0.8	0.0	0.1
October 2015 - 100 to 1,000 µg/L	77,178	4.4[1]	0.4	136,142	1,018,342	3,854,425	100	1,000	0.4	3.9	0.1	0.7
October 2015 - > 1,000 µg/L	0	4.4[1]	0.4	0	0	0	1,000	1,500	0.0	0.0	0.0	0.0
October 2015 Subtotal	237,331								0.4	4.7	0.1	0.8

Notes:
1 - Saturated Thickness estimated from 4th Quarter 2014 RADD sampled wells and new 4th Quarter well completions (see Table 1).
2 - Total Porosity estimated from Freeze and Cherry (1979).
TCE - Trichloroethylene
µg/L - Micrograms per liter

TABLE 2
ESTIMATED QUANTITY OF TCE IN GROUNDWATER
Whirlpool Facility - Fort Smith, Arkansas

GROUNDWATER	Volume of Water						TCE Concentration		Mass of TCE		Volume of TCE	
Date	Plume Area (Square Feet)	Saturated Thickness (Feet)	Total Porosity[2]	Plume Area (Cubic Feet)	Gallons	Liters	Estimated Avg. Min. Concentration Assumed to be Present Throughout the Respective Section of Plume (µg/L)	Estimated Avg. Max. Concentration Assumed to be Present Throughout the Respective Section of Plume (µg/L)	Min. Kg.	Max. Kg.	Min. Vol. (Gallons)	Max. Vol. (Gallons)
North Plume												
March 2014 - 5 to 100 µg/L	*246,800*	3.7[1]	0.4	366,251	2,739,559	10,369,231	5	100	0.1	1.0	0.0	0.2
March 2014 - 100 to 1,000 µg/L	*184,500*	3.7[1]	0.4	273,798	2,048,009	7,751,714	100	1,000	0.8	7.8	0.1	1.4
March 2014 - > 1,000 µg/L	*100*	3.7[1]	0.4	148	1,110	4,201	1,000	1,500	0.0	0.0	0.0	0.0
March 2014 Subtotal	431,400								0.8	8.8	0.2	1.6
May 2014 - 5 to 100 µg/L	*279,000*	3.7[1]	0.4	414,036	3,096,989	11,722,104	5	100	0.1	1.2	0.0	0.2
May 2014 - 100 to 1,000 µg/L	*185,110*	3.7[1]	0.4	274,703	2,054,780	7,777,343	100	1,000	0.8	7.8	0.1	1.4
May 2014 - > 1,000 µg/L	*100*	3.7[1]	0.4	148	1,110	4,201	1,000	1,500	0.0	0.0	0.0	0.0
May 2014 Subtotal	464,210								0.8	9.0	0.2	1.6
July 2014 - 5 to 100 µg/L	*294,300*	3.7[1]	0.4	436,741	3,266,824	12,364,930	5	100	0.1	1.2	0.0	0.2
July 2014 - 100 to 1,000 µg/L	*192,500*	3.7[1]	0.4	285,670	2,136,812	8,087,832	100	1,000	0.8	8.1	0.1	1.5
July 2014 - > 1,000 µg/L	*200*	3.7[1]	0.4	297	2,220	8,403	1,000	1,500	0.0	0.0	0.0	0.0
July 2014 Subtotal	487,000								0.9	9.3	0.2	1.7
October 2014 - 5 to 100 µg/L	*299,500*	3.7[1]	0.4	444,458	3,324,546	12,583,406	5	100	0.1	1.3	0.0	0.2
October 2014 - 100 to 1,000 µg/L	*199,900*	3.7[1]	0.4	296,652	2,218,954	8,398,741	100	1,000	0.8	8.4	0.2	1.5
October 2014 - > 1,000 µg/L	*400*	3.7[1]	0.4	594	4,440	16,806	1,000	1,500	0.0	0.0	0.0	0.0
October 2014 Subtotal	499,800								0.9	9.7	0.2	1.8
January 2015 - 5 to 100 µg/L	*296,000*	3.7[1]	0.4	439,264	3,285,695	12,436,355	5	100	0.1	1.2	0.0	0.2
January 2015 - 100 to 1,000 µg/L	*180,466*	3.7[1]	0.4	267,812	2,003,230	7,582,227	100	1,000	0.8	7.6	0.1	1.4
January 2015 - > 1,000 µg/L	*0*	3.7[1]	0.4	0	0	0	1,000	1,500	0.0	0.0	0.0	0.0
January 2015 Subtotal	476,466								0.8	8.8	0.1	1.6
April 2015 - 5 to 100 µg/L	308,950	3.7[1]	0.4	458,482	3,429,444	12,980,445	5	100	0.1	1.3	0.0	0.2
April 2015 - 100 to 1,000 µg/L	177,037	3.7[1]	0.4	262,723	1,965,167	7,438,158	100	1,000	0.7	7.4	0.1	1.3
April 2015 - > 1,000 µg/L	0	3.7[1]	0.4	0	0	0	1,000	1,500	0.0	0.0	0.0	0.0
April 2015 Subtotal	485,987								0.8	8.7	0.1	1.6

RAMBOLL ENVIRON

TABLE 2
ESTIMATED QUANTITY OF TCE IN GROUNDWATER
Whirlpool Facility - Fort Smith, Arkansas

GROUNDWATER	Volume of Water						TCE Concentration		Mass of TCE		Volume of TCE	
Date	Plume Area (Square Feet)	Saturated Thickness (Feet)	Total Porosity[2]	Plume Area (Cubic Feet)	Gallons	Liters	Estimated Avg. Min. Concentration Assumed to be Present Throughout the Respective Section of Plume (µg/L)	Estimated Avg. Max. Concentration Assumed to be Present Throughout the Respective Section of Plume (µg/L)	Min. Kg.	Max. Kg.	Min. Vol. (Gallons)	Max. Vol. (Gallons)
July 2015 - 5 to 100 µg/L	334,058	3.7[1]	0.4	495,742	3,708,151	14,035,350	5	100	0.1	1.4	0.0	0.3
July 2015 - 100 to 1,000 µg/L	165,146	3.7[1]	0.4	245,077	1,833,173	6,938,561	100	1,000	0.7	6.9	0.1	1.3
July 2015 - > 1,000 µg/L	0	3.7[1]	0.4	0	0	0	1,000	1,500	0.0	0.0	0.0	0.0
July 2015 Subtotal	499,204								0.8	8.3	0.1	1.5
October 2015 - 5 to 100 µg/L	303,199	3.7[1]	0.4	449,947	3,365,606	12,738,818	5	100	0.1	1.3	0.0	0.2
October 2015 - 100 to 1,000 µg/L	152,180	3.7[1]	0.4	225,835	1,689,247	6,393,799	100	1,000	0.6	6.4	0.1	1.2
October 2015 - > 1,000 µg/L	0	3.7[1]	0.4	0	0	0	1,000	1,500	0.0	0.0	0.0	0.0
October 2015 Subtotal	455,379								0.7	7.7	0.1	1.4
South Plume												
October 2014 - 5 to 100 µg/L	*519,800*	8.3[1]	0.4	1,727,815	12,924,058	48,917,558	5	100	0.2	4.9	0.0	0.9
October 2014 - 100 to 1,000 µg/L	*261,500*	8.3[1]	0.4	869,226	6,501,810	24,609,353	100	1,000	2.5	24.6	0.4	4.5
October 2014 - > 1,000 µg/L	*119,000*	8.3[1]	0.4	395,556	2,958,759	11,198,902	1,000	1,500	11.2	16.8	2.0	3.0
October 2014 Subtotal	900,300								13.9	46.3	2.5	8.4
January 2015 - 5 to 100 µg/L	*442,344*	8.3[1]	0.4	1,470,351	10,998,229	41,628,296	5	100	0.2	4.2	0.0	0.8
January 2015 - 100 to 1,000 µg/L	*324,537*	8.3[1]	0.4	1,078,761	8,069,132	30,541,665	100	1,000	3.1	30.5	0.6	5.5
January 2015 - 1,000 to 10,000 µg/L	*86,311*	8.3[1]	0.4	286,898	2,145,995	8,122,592	1,000	1,500	8.1	12.2	1.5	2.2
January 2015 - > 10,000 µg/L	*16,637*	8.3[1]	0.4	55,301	413,654	1,565,682	10,000	40,000	15.7	62.6	2.8	11.3
January 2015 Subtotal	869,829								27.0	109.5	4.9	19.8
April 2015 - 5 to 100 µg/L	446,025	8.3[1]	0.4	1,482,587	11,089,752	41,974,709	5	100	0.2	4.2	0.0	0.8
April 2015 - 100 to 1,000 µg/L	320,887	8.3[1]	0.4	1,066,628	7,978,380	30,198,170	100	1,000	3.0	30.2	0.5	5.5
April 2015 - 1,000 to 10,000 µg/L	82,635	8.3[1]	0.4	274,679	2,054,597	7,776,650	1,000	1,500	7.8	11.7	1.4	2.1
April 2015 - > 10,000 µg/L	19,906	8.3[1]	0.4	66,168	494,933	1,873,322	10,000	40,000	18.7	74.9	3.4	13.6
April 2015 Subtotal	869,453								29.7	121.0	5.4	21.9

TABLE 2
ESTIMATED QUANTITY OF TCE IN GROUNDWATER
Whirlpool Facility - Fort Smith, Arkansas

GROUNDWATER	Volume of Water						TCE Concentration		Mass of TCE		Volume of TCE	
Date	Plume Area (Square Feet)	Saturated Thickness (Feet)	Total Porosity[2]	Plume Area (Cubic Feet)	Gallons	Liters	Estimated Avg. Min. Concentration Assumed to be Present Throughout the Respective Section of Plume (µg/L)	Estimated Avg. Max. Concentration Assumed to be Present Throughout the Respective Section of Plume (µg/L)	Min. Kg.	Max. Kg.	Min. Vol. (Gallons)	Max. Vol. (Gallons)
July 2015 - 5 to 100 µg/L	366,826	8.3[1]	0.4	1,219,330	9,120,586	34,521,416	5	100	0.2	3.5	0.0	0.6
July 2015 - 100 to 1,000 µg/L	439,964	8.3[1]	0.4	1,462,440	10,939,054	41,404,318	100	1,000	4.1	41.4	0.7	7.5
July 2015 - 1,000 to 10,000 µg/L	158,420	8.3[1]	0.4	526,588	3,938,879	14,908,656	1,000	1,500	14.9	22.4	2.7	4.0
July 2015 - > 10,000 µg/L	17,739	8.3[1]	0.4	58,964	441,054	1,669,389	10,000	40,000	16.7	66.8	3.0	12.1
July 2015 Subtotal	982,949								35.9	134.0	6.5	24.3
October 2015 - 5 to 100 µg/L	452,019	8.3[1]	0.4	1,502,511	11,238,783	42,538,795	5	100	0.2	4.3	0.0	0.8
October 2015 - 100 to 1,000 µg/L	410,850	8.3[1]	0.4	1,365,665	10,215,177	38,664,446	100	1,000	3.9	38.7	0.7	7.0
October 2015 - 1,000 to 10,000 µg/L	178,334	8.3[1]	0.4	592,782	4,434,011	16,782,732	1,000	1,500	16.8	25.2	3.0	4.6
October 2015 - > 10,000 µg/L	26,442	8.3[1]	0.4	87,893	657,441	2,488,415	10,000	40,000	24.9	99.5	4.5	18.0
October 2015 Subtotal	1,067,645								45.7	167.6	8.3	30.4
Northeast Plume												
October 2014 - 5 to 100 µg/L	*187,600*	4.4[1]	0.4	330,926	2,475,329	9,369,122	5	100	0.0	0.9	0.0	0.2
October 2014 - 100 to 1,000 µg/L	*69,200*	4.4[1]	0.4	122,069	913,075	3,455,987	100	1,000	0.3	3.5	0.1	0.6
October 2014 - > 1,000 µg/L	*0*	4.4[1]	0.4	0	0	0	1,000	1,500	0.0	0.0	0.0	0.0
October 2014 Subtotal	256,800								0.4	4.4	0.1	0.8
January 2015 - 5 to 100 µg/L	*166,439*	4.4[1]	0.4	293,598	2,196,116	8,312,299	5	100	0.0	0.8	0.0	0.2
January 2015 - 100 to 1,000 µg/L	*74,000*	4.4[1]	0.4	130,536	976,409	3,695,709	100	1,000	0.4	3.7	0.1	0.7
January 2015 - > 1,000 µg/L	*0*	4.4[1]	0.4	0	0	0	1,000	1,500	0.0	0.0	0.0	0.0
January 2015 Subtotal	240,439								0.4	4.5	0.1	0.8
April 2015 - 5 to 100 µg/L	183,000	4.4[1]	0.4	322,812	2,414,634	9,139,389	5	100	0.0	0.9	0.0	0.2
April 2015 - 100 to 1,000 µg/L	70,500	4.4[1]	0.4	124,362	930,228	3,520,912	100	1,000	0.4	3.5	0.1	0.6
April 2015 - > 1,000 µg/L	0	4.4[1]	0.4	0	0	0	1,000	1,500	0.0	0.0	0.0	0.0
April 2015 Subtotal	253,500								0.4	4.4	0.1	0.8
July 2015 - 5 to 100 µg/L	176,731	4.4[1]	0.4	311,753	2,331,916	8,826,302	5	100	0.0	0.9	0.0	0.2
July 2015 - 100 to 1,000 µg/L	76,915	4.4[1]	0.4	135,678	1,014,872	3,841,290	100	1,000	0.4	3.8	0.1	0.7
July 2015 - > 1,000 µg/L	0	4.4[1]	0.4	0	0	0	1,000	1,500	0.0	0.0	0.0	0.0

TABLE 2
ESTIMATED QUANTITY OF TCE IN GROUNDWATER
Whirlpool Facility - Fort Smith, Arkansas

GROUNDWATER	Volume of Water						TCE Concentration		Mass of TCE		Volume of TCE	
Date	Plume Area (Square Feet)	Saturated Thickness (Feet)	Total Porosity[2]	Plume Area (Cubic Feet)	Gallons	Liters	Estimated Avg. Min. Concentration Assumed to be Present Throughout the Respective Section of Plume (µg/L)	Estimated Avg. Max. Concentration Assumed to be Present Throughout the Respective Section of Plume (µg/L)	Min. Kg.	Max. Kg.	Min. Vol. (Gallons)	Max. Vol. (Gallons)
July 2015 Subtotal	253,646								0.4	4.7	0.1	0.9
October 2015 - 5 to 100 µg/L	160,153	4.4[1]	0.4	282,510	2,113,174	7,998,364	5	100	0.0	0.8	0.0	0.1
October 2015 - 100 to 1,000 µg/L	77,178	4.4[1]	0.4	136,142	1,018,342	3,854,425	100	1,000	0.4	3.9	0.1	0.7
October 2015 - > 1,000 µg/L	0	4.4[1]	0.4	0	0	0	1,000	1,500	0.0	0.0	0.0	0.0
October 2015 Subtotal	237,331								0.4	4.7	0.1	0.8

Notes:
1 - Saturated Thickness estimated from 4th Quarter 2014 RADD sampled wells and new 4th Quarter well completions (see Table 1).
2 - Total Porosity estimated from Freeze and Cherry (1979).
TCE - Trichloroethylene
µg/L - Micrograms per liter