Monday, November 17, 2014

Ray Gosack
City Administrator, City of Fort Smith, Arkansas
623 Garrison Ave
3rd Floor, Room 315
Fort Smith, AR 72901

Via Electronic Mail

RE: WHIRLPOOL THIRD QUARTER 2014 PROGRESS REPORT

Dear Mr. Gosack,

I am writing to inform you that Whirlpool Corporation submitted the quarterly progress report for the 3rd Quarter of 2014 to ADEQ last Friday, November 14, 2014, as required by the Remedial Action Decision Document (RADD) dated December 27, 2013. This report is a description and review of previously collected scientific data that was validated and summarized during the 3rd Quarter of 2014. The complete report and all appendices and attachments are available at WhirlpoolFortSmith.com, and I have attached the main report to this letter.

In summary:

- Monitoring to determine the impact of earlier ISCO injection events measured decreases in TCE concentrations in the targeted injection areas by as much as 80% in all but two areas. Natural attenuation of TCE is also occurring in both onsite and offsite groundwater. The success of the second oxidant injection effort is anticipated to be further evident after rece ipt and assessment of the 4th Quarter groundwater monitoring data.
- The approximate location of the hydraulic divide between the north and south groundwater plumes was determined to be on the Whirlpool site south of Ingersoll Avenue. Data from both the south plume beneath the Whirlpool property and the north plume extending past Ingersoll Avenue indicate that both plumes were stable to decreasing, though the expected seasonal variability of plume boundaries was evident at select locations.
- To supplement the tools for measuring the impact of our remediation efforts, an analysis of the third quarter groundwater data was conducted to provide an estimate of the amount of TCE in the groundwater. This analysis determined that the total quantity of TCE distributed throughout the north groundwater plume is between less than 1 gallon and a maximum of 2 gallons, and between 2 gallons and a maximum of 8 gallons are present in the south plume beneath the Whirlpool property. These conservative estimates provide further confirmation that TCE in the groundwater is limited and contained.
- A voluntary supplemental investigation of the Whirlpool property boundary confirmed that no TCE impacts are migrating beyond the property boundaries, except at the locations previously investigated at the northwest and northeast corners of the former manufacturing building property.

- Risk estimates for potential vapor intrusion from offsite groundwater continue to be below ADEQ's risk management limits. There continues to be no known TCE impacts to offsite soils, surface water or sediment, and health exposure risks remain unchanged.

Whirlpool Corporation is working closely with ADEQ to effectively address the current on and offsite conditions. We will continue to employ the Adaptive Remedy approach to ensure we are effectively addressing the latest onsite conditions, use the best scientific data to validate that there are no exposure pathways or health concerns to Fort Smith residents, and remain committed to conducting remediation activities where warranted.

Please feel free to contact me if you have any questions as to the details of this report. Updates and background information will be posted on WhirlpoolFortSmith.com as they become available.

Sincerely,

Jeff Noel, VP, Whirlpool Corporation

Third Quarter 2014 Progress Report – Volume 1
July 1, 2014 through September 30, 2014
Whirlpool - Fort Smith, Arkansas

1. INTRODUCTION

This quarterly report has been prepared in accordance with the Remedial Action Decision Document (RADD) dated December 27, 2013, for the Whirlpool Fort Smith, Arkansas, site (Site). This Third Quarter Progress Report (Report) is not forward looking, but is instead a description of past activities and a review of previously collected data that has been validated and summarized for this report. This report includes a description of the work completed during the Third Quarter of 2014, findings of the activities in this reporting period, issues identified and resolved, and deviations or schedule adjustments from plans and correspondence submitted to the Arkansas Department of Environmental Quality (ADEQ). Details regarding the discussion of Summary of Findings are provided in the documents attached to this Report.

2. SUMMARY OF FINDINGS

- Monitoring to assess the impact of the prior ISCO injection events measured decreases in TCE concentrations in the targeted injection areas by as much as 80% in all but two areas. The success of the second oxidant injection effort is anticipated to be further evident after receipt and assessment of the fourth quarter groundwater monitoring data.
- Natural attenuation of TCE is occurring via biological mechanisms or other natural attenuation mechanisms in both onsite and offsite groundwater.
- The approximate location of the hydraulic divide between the north and south groundwater plume boundaries was determined to be south of Ingersoll Avenue, which is generally consistent with previous reporting periods and historic results.
- The south groundwater plume beneath the Whirlpool property and the north plume extending north beyond Ingersoll Avenue both exhibit general characteristics of stable to decreasing plumes based upon statistical analysis of temporal concentration trends; although, variability of the plume boundary is evident at a few locations and a few select wells exhibited increasing concentrations.
- Groundwater impacts to the northeast of the site were identified and delineated (permanent offsite groundwater monitoring wells were installed during the fourth quarter).
- Based on third quarter groundwater data, the maximum estimated total quantity of TCE distributed throughout the north groundwater plume is 2 gallons, and the maximum estimated total quantity of TCE distributed throughout the south groundwater plume is 8 gallons.
- A voluntary supplemental investigation of the property boundary of the Whirlpool property confirmed that no TCE impacts are migrating beyond the property boundaries, except at the locations previously investigated at the northwest and northeast corners of the former manufacturing building property.
- Risk estimates based upon groundwater and soil vapor data for potential vapor intrusion from offsite groundwater continue to be below ADEQ's risk management limits.
- There continues to be no known TCE impacts to offsite soils, surface water or sediment.

- The Site human health exposure risks remain unchanged.

3. REVIEW OF ACTIVITIES COMPLETED – THIRD QUARTER 2014

During the Third Quarter of 2014, groundwater samples were collected via low flow sampling methodologies. Groundwater samples were collected from 55 wells during the week of July 28, 2014. The samples were analyzed for the parameters as outlined in the RADD. The Third Quarter 2014 Groundwater Monitoring Report is included as Attachment A.

Key observations based on the groundwater monitoring data include the following:

- The groundwater potentiometric surface observed during the third quarter event is consistent with that historically observed at the Site.
- The direction of the lateral hydraulic gradient continues to be influenced by a hydraulic divide located just south of Ingersoll Avenue with the hydraulic gradient predominantly in the following directions:
    - Hydraulic gradient north of the divide is in a northeasterly direction; and
    - Hydraulic gradient south of the divide is in a southern/southeastern direction.
- Third Quarter event groundwater monitoring data shows generally stable to decreasing trends for TCE concentrations.
- Third Quarter event groundwater monitoring data in conjunction with historical data demonstrate that natural attenuation of TCE is occurring via biological mechanisms in both onsite and offsite groundwater.

During the Third Quarter of 2014, soil vapor sampling events were attempted in July and September 2014. Soil vapor samples could not be collected during the monitoring event in July. Water was visible in the vapor sampling train from the shallow and deep ports at locations VP-1 and VP-2. Water samples were collected from the shallow and deep ports of VP-2 on July 29, 2014. Water samples could not be collected from either the shallow or deep ports at VP-1 due to the inability to draw a vapor or water sample due to high sustained vacuum. A second soil vapor monitoring event was conducted in September 2014 to confirm the July 2014 results. Soil vapor sampling locations VP-1 and VP-2 remained filled with water that could not be purged. Water samples were successfully collected at the shallow port of VP-1 (VP-1S) and at the shallow and deep ports of VP-2. Sufficient water volume could not be collected from the deep port of VP-1 (VP-1D) due to sustained vacuum on the line. However, sufficient water volume was able to be collected from the older deep port (SV-04D) located adjacent to VP-1D. The Third Quarter 2014 Soil Vapor Monitoring/Vapor Intrusion Report is included as Attachment B.

Key observations based on the soil vapor monitoring data include the following:

- Risk estimates for potential vapor intrusion from offsite groundwater into offsite residences are below ADEQ's risk management limits of 10^{-5} and 1 for cumulative cancer risk and non-cancer hazards, respectively; and

- Using TCE concentrations in water collected from groundwater monitoring wells indicate that the groundwater vapor intrusion model over-predicts potential vapor intrusion risks by at least a factor of approximately 50 relative to vapor intrusion modeling using TCE concentrations detected in shallow water collected from soil vapor monitoring ports.

During the Third Quarter of 2014, monitoring of the second 2014 oxidant injection event occurred at the Whirlpool site. The second 2014 oxidant injection event occurred during the weeks of May 27 and June 4, 2014 (i.e. late in the second quarter of 2014). During this event 22,200 gallons of base activated sodium persulfate (BASP) and 3,000 gallons of Modified Fenton's reagent (hydrogen peroxide and chelated iron) activated sodium persulfate (MASP) were injected into 21 existing injection wells and 40 temporary direct push injection points located in Area 1, Area 2, Area 3 and the supplemental neck area. Attachment C contains the Second Oxidant Injection Summary Report.

Key observations based on the in-situ chemical oxidation (ISCO) performance monitoring data include the following:

- Water levels, field water quality parameters, and persulfate concentrations indicate that the influence of the oxidant was measured in wells located in the injection areas and up to 35 feet from the injection areas (MW-24).
- Measurable levels of persulfate have persisted in portions of the injection areas and in wells down-gradient of the injection areas for more than 90 days following the second injection event (more than 170 days following the initial injection event in Area 1/ Injection Array 3). Conditions remain optimum for continued oxidation of TCE based upon the continued presence of persulfate, although injection of additional caustic or Fenton's reagent may be necessary to re-activate the persulfate.
- The total TCE concentrations in the majority of wells located in the supplemental neck area (Injection Array 1) have decreased approximately 60%.
- The total TCE concentrations in the majority of wells located in Area 2 and Area 3 (Injection Array 2) have decreased approximately 20%.
- The total TCE concentrations in groundwater at MW-86 decreased approximately 70% and total TCE concentrations decreased in the MW-25 injection area (MW-25, MW-85 and MW-86) by approximately 60%.
- TCE concentrations in groundwater at MW-25 and MW-85 increased following oxidant injection and these increases are expected to be the result of desorption of TCE following MASP injection and/or seasonal fluctuations observed at MW-25 (MASP was assessed during the bench scale testing for this project and demonstrated an increased ability to treat adsorbed phase TCE).
- Total TCE concentrations at Injection Array 3 wells located in Area 1 decreased approximately 80%.

The success of the second oxidant injection effort is anticipated to be further evident after receipt and assessment of the fourth quarter groundwater monitoring data (i.e. groundwater monitoring event performed in October 2014).

Whirlpool Facility Property Boundary

Supplemental investigation of the property boundaries was voluntarily completed by ENVIRON for Whirlpool Corporation under the Adaptive Remedy Process (currently underway at the Site to meet the requirements of the RADD) to assess the potential migration of TCE impact in soil or groundwater beyond the Whirlpool facility property boundaries at select locations where previous investigation has not been performed and hydrogeologic conditions suggest confirmation data should be collected. The *Whirlpool Facility Property Boundary Report* is included as Attachment D.

Key Observations

- No TCE impact to soil or groundwater was identified along the east, south or west Whirlpool facility property boundaries;
- No TCE impact to surface water and sediments was identified (ENVIRON/Whirlpool letter report Surface Water and Sediment Sampling near Whirlpool Facility dated September 18, 2014);
- At the north central property boundary, no additional TCE impacts to soil or groundwater were identified above RALs other than areas already previously delineated; and
- The TCE impact at the northwest corner of the former manufacturing building is fully delineated.

4. QUANTITY OF TCE

Estimated average minimum and maximum quantities of TCE in groundwater were calculated for the Site using the results of the Third Quarter groundwater monitoring event. The total quantity of TCE distributed throughout the north and south groundwater plumes is calculated based upon the consistent groundwater divide north of the Whirlpool manufacturing facility and south of Ingersoll Avenue. The quantity of TCE calculations are based on separating the northern and southern plumes at the hydraulic divide at the location of MW-24 (see Figure 2, Attachment A – Third Quarter 2014 Groundwater Monitoring Report).

The estimated range for the quantity of TCE in the northern plume is based upon:

- Plume area of 483,600 square feet (ft^2) consisting of 294,700 ft^2 for the portion of the plume with TCE concentrations ranging from 5 micrograms per liter (µg/L) to 100 µg/L, 188,700 ft^2 for the portion of the plume with TCE concentrations ranging from 100 µg/L to 1,000 µg/L, and 200 ft^2 for the portion of the plume with TCE concentrations greater than 1,000 µg/L;
- Average saturated thickness of 3.7 feet (see Attachment E, Table 1);
- Total porosity of 0.4; and

- TCE specific gravity of 1.465.

The estimated range for the quantity of TCE in the southern plume is based upon:

- Plume area of 823,200 ft^2 consisting of 430,200 ft^2 for the portion of the plume with TCE concentrations ranging from 5 µg/L to 100 µg/L, 302,200 ft^2 for the portion of the plume with TCE concentrations ranging from 100 µg/L to 1,000 µg/L and 90,800 ft^2 for the portion of the plume with TCE concentrations greater than 1,000 µg/L;
- Average saturated thickness of 8 feet (see Attachment E, Table 1);
- Total porosity of 0.4; and
- TCE specific gravity of 1.465.

The estimated quantities of TCE included calculation of the volume of groundwater based upon the distinct areas within the north and south plumes (i.e. area of plume within the iso-concentration lines on Figure 2), average saturated thickness and total porosity (i.e. area x average saturated thickness x porosity = volume of water). The volume of water and minimum and maximum TCE concentrations based upon the plume boundaries were used to calculate the mass of TCE within each section of the plume. The volume of TCE was then determined based upon the specific gravity of TCE. Calculations are identified on Attachment E, Table 2.

Based on a 483,600 ft^2 northern plume and an 823,200 ft^2 southern plume, the following ranges of the quantities of TCE distributed throughout the respective plumes were calculated:

Plume Location	Estimated Minimum Volume	Estimated Maximum Volume
Northern Plume	Less than 1 gallon	2 gallons
Southern Plume	2 gallons	8 gallons

Therefore the total (North + South Plumes) average minimum and maximum quantities of TCE in groundwater associated with the site is 3 to 10 gallons of TCE.

These estimated quantities illustrate the limited volume of TCE present in groundwater. The estimated quantities of TCE present in soil at the Site will be presented in the 2014 Annual Report.

5. DATA AVAILABLE IN THIS QUARTER

Analytical data for the 55 wells sampled, including water levels from this sampling event, is included in the Third Quarter 2014 Groundwater Monitoring Report included as Attachment A.

Analytical data for the soil vapor monitoring is included in the Third Quarter 2014 Soil Vapor Monitoring/Vapor Intrusion Report included as Attachment B.

The Second Oxidant Injection Summary Report, with associated field and performance monitoring data, is included as Attachment C. Continuing ISCO performance data will be provided to ADEQ in subsequent reports.

The Property Boundary Report for the Whirlpool Site with associated field and analytical data, is included as Attachment D.

6. ISSUES ENCOUNTERED AND RESOLUTION

The RADD identified five locations where soil vapor monitoring should be performed to confirm the conclusions regarding the potential for significant vapor intrusion at on and offsite areas. These locations included those installed in 2012. However, as stated in previous quarterly progress reports and other correspondence with ADEQ many of these points have become filled with water. An Addendum to the Soil Vapor Monitoring Program was submitted to ADEQ on October 2, 2014 (during the fourth quarter). ENVIRON/Whirlpool are in the process of addressing ADEQ's October 13, 2014, comments regarding the Addendum to the Soil Vapor Monitoring Program.

During implementation of the adaptive remedy, TCE impacts to groundwater where identified at the northeast corner of the site during the Third Quarter 2014. Work plans were prepared, implemented and initial delineation was completed during the third quarter, although permanent offsite groundwater monitoring wells beyond the northeast corner of the site were not installed until October 2014 to facilitate groundwater monitoring.

Impacts to the northeast corner and a request from ADEQ caused sampling of surface water and sediment at the Site to be investigated. No TCE was detected in surface water or sediments sampled.

7. SCHEDULE

There are no schedule deviations to report in the Third Quarter 2014. Pre-design data collection activities were started before the issuance of the final RADD and remedial activities continue to move forward at an aggressive pace.

LIST OF ATTACHMENTS

Volume 1

Attachment A: Third Quarter 2014 Groundwater Monitoring Report
Attachment B: Third Quarter 2014 Soil Vapor Monitoring/Vapor Intrusion Report
Attachment C: Second Oxidant Injection Summary Report

Volume 2

Attachment D: Property Boundary Report
Attachment E: Quantity of TCE Tables 1 and 2

ATTACHMENT A

Third Quarter 2014 Groundwater Monitoring Report

Whirlpool Corporation
Fort Smith, Arkansas

Prepared for:
Whirlpool Corporation

Prepared by:
ENVIRON International Corporation

Date:
November 14, 2014

Project Number:
34-34399A

ENVIRON

Contents

Page

1 Introduction 1

2 **Groundwater Sample Collection and Onsite Activities 2**
2.1 Static Water Level Measurements 2
2.2 Monitoring Well Sampling 2
2.3 Other Site Monitoring Activities 4

3 **Results 5**
3.1 Hydrogeology 5
3.2 Analytical Methods 5
3.3 Analytical Results 6
3.3.1 VOC Results 6
3.3.2 MNA Results 8
3.3.2.1 Chemical Lines of Evidence 9
3.3.2.2 Geochemical Lines of Evidence 10
3.3.2.3 Microbial Lines of Evidence 11
3.4 Data Quality Assessment 12
3.4.1 Field Data 12
3.4.2 Laboratory Analytical Data 12

4 Plume Stability 15
4.1 Lines Of Evidence 15
4.1.1 Statistical Analysis of Temporal Trends 15
4.1.2 Isoconcentration Maps 18
4.1.3 Concentration vs. Time Plots 18
4.2 Summary of Plume Stability 19

5 Summary and Conclusion 20

6 References 21

List of Tables

Table 1: Constituents of Concern and RADD Groundwater Remedial Action Levels
Table 2: Groundwater Monitoring Well Network Sampled for RADD Quarterly Events
Table 3: Summary of Monitoring Well Static Water Level Measurements
Table 4: Summary of Final Well Ground Water Field Parameter Measurements
Table 5: Summary of Monitoring Well Ground Water Sampling Analytical Results
Table 6: Comparison of Microbial Results for Groundwater and Bio-Trap® Samples
Table 7: Historical Summary of Groundwater Concentration for TCE and Daughter-Products
Table 8: Summary of Statistical Temporal Trend Analysis
Table 9: Summary of Temporal Trend Analysis by Well Category
Table 10: Summary of Average Detected Concentrations

List of Figures

Figure 1: Third Quarter 2014 Potentiometric Surface Map
Figure 2: Third Quarter 2014 TCE Isoconcentration Map
Figure 3: Abiotic and Biotic Pathways for Chlorinated Ethenes and Ethane
Figure 4: TCE Concentration with Time at Source Area Onsite Wells
Figure 5: TCE Concentration with Time at Northern Onsite Wells
Figure 6: MW-25 TCE & Cis-1,2-DCE Trends
Figure 7: TCE, Cis-1,2-DCE, VC Average Concentration vs Time – All Wells
Figure 8: TCE, Cis-1,2-DCE, VC Average Concentration vs Time – Northern Plume Wells
Figure 9: TCE, Cis-1,2-DCE, VC Average Concentration vs Time – Southern Plume Wells
Figure 10: TCE, Cis-1,2-DCE, VC Average Concentration vs Time – Source Area Plume Wells
Figure 11: TCE, Cis-1,2-DCE, VC Average Concentration vs Time – ITMW–9 and ITMW-10
Figure 12: TCE, Cis-1,2-DCE, VC Average Concentration vs Time – ITMW-19 and MW-25
Figure 13: TCE, Cis-1,2-DCE, VC Average Concentration vs Time – IW-76 and IW-77
Figure 14: TCE Concentration vs Time – MW61

List of Appendices

Appendix A: Calibration Logs
Appendix B: Laboratory Analytical Data
Appendix C: Data Validation Report
Appendix D: Waste Manifest

1 Introduction

ENVIRON International Corporation (ENVIRON) has prepared this Third Quarter 2014 Quarterly Groundwater Monitoring Report (Report) for the Fort Smith, Arkansas, Site (Site) on behalf of Whirlpool Corporation (Whirlpool). The work was performed and the report prepared in accordance with the December 27, 2013, Remedial Action Decision Document (RADD) issued by the Arkansas Department of Environmental Quality (ADEQ) and ADEQ comment letters and ENVIRON/Whirlpool responses to previous quarterly monitoring reports[1].

Whirlpool has been monitoring the groundwater at the Site since 1989. This report is Attachment A of the Third Quarter 2014 Progress Report for the Site.

[1] ADEQ Comments on the First Quarter Groundwater Report dated June 13, 2014; ENVIRON / Whirlpool responses dated July 15, 2014; ADEQ Supplemental Comments on the First Quarter Groundwater Report dated July 31, 2014; and, ENVIRON / Whirlpool response dated September 3, 2014. ADEQ Comments on Second Quarter Progress Report dated September 17, 2014, and ENVIRON / Whirlpool responses dated October 22, 2014.

2 Groundwater Sample Collection and Onsite Activities

ENVIRON performed the Third Quarter 2014 Groundwater Monitoring Event (Third Quarter event) on behalf of Whirlpool in July of 2014 during the week of July 28th. Activities performed during the monitoring event included measuring water levels in site wells and collecting groundwater samples for analysis of volatile organic compounds (VOCs) and monitored natural attenuation (MNA) parameters.

Constituents of concern (COCs) as identified by the RADD in groundwater for this Site include trichloroethene (TCE) and related degradation (i.e. daughter) products (Table 1). The groundwater monitoring wells sampled in accordance with the RADD for compliance with quarterly monitoring is listed in Table 2. The COCs and additional geochemical parameters were analyzed in collected groundwater samples to evaluate the effectiveness of monitored natural attenuation (i.e. the natural degradation of the chlorinated compounds) (MNA), per the RADD. MNA parameters are specified in RADD (See RADD Table 2).

The following sections describe the Site Groundwater monitoring activities completed during the Third Quarter event.

2.1 Static Water Level Measurements

Prior to groundwater sample collection, static groundwater levels were measured in the plume boundary wells, onsite wells, and offsite wells as required by the RADD (Table 3). On July 28, 2014, static water levels were measured in 55 of the 56 monitoring wells. A groundwater level measurement was not obtained from MW-55 on July 28, 2014, due to the property owner not granting access. Monitoring wells were opened to allow water levels to equilibrate to atmospheric conditions prior to their measurement using an electronic water level meter. The instrument was calibrated by the manufacturer prior to its purchase and therefore does not require calibration in the field. The water levels were measured to the nearest 0.01 foot with an accuracy of 0.02 feet per the manufacturer's specification. The water level meter probe and tape (i.e. the only non-dedicated sampling equipment) were decontaminated prior to use at each well by spraying and scrubbing the probe and tape with Alconox detergent mixed with distilled water and then rinsing the probe and tape with distilled water prior to being wiped dry.

The Third Quarter event static water level measurements are presented in Table 3 along with the six previous water level measurements recorded from project wells.

2.2 Monitoring Well Sampling

After static water level measurement activities were completed, low-flow sampling was performed at each well via the use of a peristaltic pump and dedicated polyethylene tubing. The tubing was placed at a depth within the well approximately equal to the midpoint of the well screen. The wells were then purged, via United States Environmental Protection Agency (USEPA) Low Stress (low flow) purging procedures (USEPA, 1996); at a rate generally less than 0.1 liters (L) per minute to minimize the amount of drawdown in the well and to reduce the likelihood of elevated turbidity. Flow rates and drawdown were checked continuously during purging. Purge water was then placed into a container prior to transfer to the onsite water

holding tank for ultimate proper disposal. Purge water was disposed of and the Waste Manifest is attached in Appendix D of this report.

Water quality parameters were measured via a water quality probe and flow thru cell. Instruments were calibrated daily prior to the start of sampling. All instruments were calibrated at a minimum of once per day. Calibration logs are included as Appendix A. Readings were recorded approximately every five minutes until the parameters stabilized. Stabilization was considered obtained when three consecutive rounds of parameter readings met the following:

- Turbidity: +/- 10% for values greater than 10 NTU, or less than 10 NTU;
- Dissolved Oxygen: +/- 10% for values greater than 0.5 milligrams per liter (mg/L);
- Specific Conductance: +/- 3%;
- Temperature: +/- 1° Celsius;
- pH: within +/- 0.1 standard units; and
- Oxidation Reduction Potential: within +/- 10 millivolts.

Table 4 presents a summary of results for measured field parameters for the 2014 Third Quarter event.

The groundwater samples were obtained by directly filling the laboratory provided sampling bottles from the pump discharge. VOCs were collected in three 40 milliliter (ml) glass vials that contained hydrochloric acid as a preservative per standard procedures. Samples for assessing Quality Assurance/Quality Control (QA/QC) metrics were collected by alternately filling investigative and QA/QC sample bottles for each parameter. VOC sample bottles for both the investigative and the QA/QC sample were completely filled, purged of headspace and sealed. All other samples (i.e. for non VOC analysis) were collected in appropriate bottles as specified by the method and/or laboratory. Hach Test Kits (all verified with valid expiration dates) were used to measure ferrous iron in the field. Groundwater samples for analysis of dissolved hydrogen concentration were collected by the Microseeps gas stripping procedure (2014 Microseeps).

A total of 55 groundwater samples, six field duplicate samples, three matrix spike/matrix spike duplicate (MS/MSD) samples, and six equipment blanks were collected during the 2014 Third Quarter event. Well access was denied by the property owner at MW-55, therefore samples were not collected during this sampling event. Duplicate samples were taken at a frequency of one duplicate sample per ten groundwater monitoring samples. Duplicate samples were collected from MW-31, MW-41, ITMW-21, ITMW-15, ITMW-1 and ITMW-9.

Because monitoring wells contain dedicated or new tubing, the only equipment transferred and used from well to well is the water level meter used to monitor well water levels during purging and stabilization prior to sampling. Equipment rinsate blanks were collected after each of the six water level meters used during the monitoring event were decontaminated to evaluate field decontamination procedures. Equipment rinsate blanks were collected by pouring ASTM Type II deionized water over the decontaminated water level meter probe and tape into the appropriate sample containers. The rinsate blanks were collected after decontamination procedures at wells ITMW-21 (EB-1-201407 at 17:20), ITMW-16(EB-2-201407 at 17:25), ITMW-17 (EB-3-201407 at 17:35), MW-25 (EB-4-201407 at 12:35), ITMW-12 (EB-5-201407at 12:40) and ITMW-11(EB-6-

201407 at 12:45). The preservation and analysis of the equipment rinsate blanks was identical to those of the associated environmental samples.

Due to slow recovery rates, low-flow sampling techniques were not used at the following wells: MW-50, MW-56, MW-57, MW-60 MW-61 and MW-63. These wells were purged dry once and were then allowed to recover prior to collection of the sample. The recovery rates and subsequent sampling for the indicated wells were all less than 24 hours. Adequate sample volume was present for all analytical fractions from the wells designated for sampling with the exception of hydrogen samples from MW-31,MW-50, MW-56, MW-57, MW-60, MW-61 and MW-63 and microbial analysis from MW-57. The results for the methane, ethane, ethene, acetylene and volatile fatty acids from MW-34 are not available due to laboratory error. See 3.4 Data Quality Assessment for additional information.

Sample containers were labeled and packed on ice in insulated coolers before being shipped under chain of custody via overnight courier or FedEx to Pace Analytical Services in Lenexa, Kansas (VOC and MNA parameters), via FedEx to Microseeps in Pittsburg, Pennsylvania, and via FedEx to Microbial Insights in Knoxville, Tennessee (Microbial parameters). Chain of custody procedures were followed from the point of sample collection through completion of analysis. The laboratories used infrared thermometers to take sample temperatures upon sample receipt in accordance with USEPA "Manual for the Certification of Laboratories Analyzing Drinking Water" fifth edition.

2.3 Other Site Monitoring Activities

As documented in the previous groundwater reports, monitoring wells MW-42B and MW-43 were damaged sometime between the April 2009 and October 2009 sampling events and remain unavailable for sample collection. The wells were capped and temporarily sealed to prevent further damage. The wells do not provide information critical to the remediation activities or associated monitoring. Therefore replacement of these wells is not anticipated. With the agreement of ADEQ, Whirlpool completed the abandonment of both wells on October 30, 2014, in accordance with applicable Arkansas well standards. Surface completion procedures for these abandoned wells followed the applicable City of Fort Smith requirements.

During this quarter additional activities occurred at the Whirlpool property boundary and within the northeast corner of the Whirlpool site, as well as on the Boys and Girls Club property just northeast of the Whirlpool property boundary. These activities included installation of new wells which are not part of the existing groundwater monitoring network described in the RADD. Information regarding data generated from these wells and associated work will be submitted to ADEQ under separate cover. Wells installed in the northeast corner will be sampled as part of the Fourth Quarter sampling event and the associated analytical data will be included in the Fourth Quarter 2014 Groundwater Monitoring Report. Monitoring wells installed on the Boys and Girls Club properties in October 2014 were sampled and the associated analytical results will be included in the Fourth Quarter 2014 Groundwater Monitoring Report.

3 Results

The following sections present a discussion of the hydrogeology, analytical methods, the results of the laboratory analyses, and an assessment of data quality and usability.

3.1 Hydrogeology

Water levels in 66 wells at the Site were measured on July 28, 2014, during the Third Quarter event (Table 3). The water level in MW-55 was not measured due to the property owner refusing access.

As stated in the July 15, 2014, letter to ADEQ titled Response to ADEQ Correspondence dated June 13, 2014 – First Quarter 2014 Progress Report, MW-58 will be replaced when access is granted by the property owner. Until the well has been replaced it will not be included in water level measurements completed during quarterly monitoring events. The well will be abandoned in accordance with the ADEQ Monitoring Well Construction Geotechnical Boreholes and Plug and Abandonment Policy and a new well (MW-58R) will be installed just up-gradient of the abandoned well.

The static water level measured in the wells ranged from just over 2 feet to just over 22 feet below top of the well casing (btwc) during the monitoring event (as noted above, the depth to water measurement in MW-58 was not measured this quarter and therefore was excluded from assessment of water levels based upon the discussion above). Figure 1 shows the contours of the groundwater elevations based on the monitoring well static water level measurements completed on July 28, 2014, for this Third Quarter event. Based on the current potentiometric maps, the lateral hydraulic gradient, as an indication of the likely direction of groundwater flow, appears to be consistent with historical conditions, including the presence of a groundwater gradient divide that trends east to west just north of the facility building. As illustrated on the figure, the hydraulic gradient is near zero in the area that extends from the western portion of the north parking lot to just north of Jacobs Avenue. North of this point the hydraulic gradient is directed generally to the north/northeast. South of this flat area, the direction of the hydraulic gradient is to the southeast.

3.2 Analytical Methods

Fifty-five groundwater samples were collected from the plume boundary wells, onsite wells, and offsite wells and were analyzed for the following parameters in accordance with the indicated laboratory methods:

- VOCs: SW846 5030B/8260B
- Chloroethanol: SW846 8015
- Total Iron: SW846 6010
- Total Manganese: SW846 6010
- Alkalinity: SM 2320B
- Ferric Iron: SM 3500-Fe B#4
- Sulfide: SM 4500-H+B
- Sulfate: EPA 300.0
- Chloride: EPA 300.0

- Ammonia: EPA 350.1
- Nitrate: EPA 353.2
- Nitrite: EPA 353.2
- Total Nitrogen: EPA 353.2
- Carbon Dioxide: SM 4500-CO2 D
- Total Organic Carbon: SM 5310C
- Phosphate: SM 4500P-E
- Volatile Fatty Acids: AM21G
- Methane: AM20GAX
- Ethane: AM20GAX
- Ethene: AM20GAX
- Acetylene: AM20GAX
- Hydrogen: AM20GAX

The analytical methods listed above are contained in the USEPA's Test Methods for Evaluating Solid Waste (SW-846 Third Edition, 1983); the American Public Health Association (APHA), American Water Works Association (AWWA), and Water Environment Federation (WEF) Joint Editorial Board's Standard Methods for the Examination of Water and Wastewater (SM 2 First Edition, 2005); and Analysis of Dissolved Methane, Ethane and Ethylene in Groundwater by the laboratory modified AM20GAX Standard Gas Chromatographic Technique published in the RSKSOP-175 SOP that was prepared for the use of the Groundwater Ecosystems Restoration Division of the USEPA.

3.3 Analytical Results

All VOC analytical data were subjected to data validation in accordance with the USEPA Contract Laboratory Program National Functional Guidelines for Superfund Organic Methods Review (June 2008). The laboratory analytical reports for the samples are presented in Appendix B. Summaries of analytical results (i.e. detected compounds) for samples collected during the Third Quarter event are presented in Table 5. This table includes data qualifiers that may have been assigned from validation. A discussion of the field and laboratory analytical results for this event is presented below.

3.3.1 VOC Results

This section presents an evaluation of the VOC data that were collected from the Site during the 2014 Third Quarter event.

Plume Boundary Wells

In accordance with the RADD, 23 monitoring wells are identified as plume boundary wells (Table 2) at the Site. VOC concentrations were detected above the RADD remedial action levels (RALs) (Table 1) in three of the 23 samples collected from the plume boundary wells. Tabulated VOC concentrations measured in plume boundary wells during the 2014 Third Quarter event are presented in Table 5.

Notable results from the Third Quarter sampling event include:

- ITMW-6: 1,1-Dichloroethane concentration of 4.4 micrograms per liter (µg/L) (this result is consistent with historical ranges for ITMW-6 and is lower than the highest concentration of 1,1-dichloroethane in October 2013 at 6.7 µg/L); and
- MW-61 and MW-63: TCE concentrations of 8.1 and 8.3 µg/L, respectively.

Consistent with historical analytical results for the Site, all other plume boundary well VOC results were reported as non-detect or at concentrations less than RALs. TCE results are presented on Figure 2.

The highest concentration of TCE in a boundary well in this Third Quarter event of 8.3 µg/L was detected in the sample from MW-63 located south of Jacobs Avenue. This result is consistent with historical TCE concentrations in this well. In 2006 a result of 11.6 µg/L was detected at MW-63.

The TCE concentration at MW-61 is above historical values for this well location for the second quarter in a row. Since TCE concentrations continue to remain elevated above the RAL, a down-gradient well was proposed in the Response to ADEQ's Comments on the Second Quarter Progress Report dated October 22, 2014. The proposed well location is north of the northeast corner of Jenny Lind Road and Brazil Avenue.

Offsite Wells

In accordance with the RADD, 12 monitoring wells are identified as offsite wells (Table 2). The offsite wells include those installed at offsite properties to the north and northeast of the Whirlpool northern property boundary that are not otherwise identified as plume boundary wells. Tabulated VOC concentrations measured in 11 of the 12 offsite monitoring wells during the 2014 Third Quarter event are presented in Table 5 (MW-55 was not sampled due to property access restriction by the property owner) are presented below.

During the Third Quarter event, the highest concentration of TCE detected in groundwater samples from the offsite wells was 1,540 µg/L collected from IW-77. This concentration is higher than past results at this well. In both 2010 and 2011, the TCE concentration at IW-77 was identified at 1,400 µg/L. IW-77 is located at the northern end of the in-situ chemical oxidation (ISCO) injection array 2. The second ISCO event performed in late May and early June 2014 could be contributing to the rise in concentration as the oxidant can have a TCE desorption effect in the short term.

The lowest concentration of TCE in a sample from an offsite well during this quarter was 138 µg/L collected from monitoring well IW-73. This value is in line with historical TCE results for IW-73 which were as high as 160 µg/L in May of 2011, 170 µg/L in October of 2012, and 200 µg/L in April of 2013.

Onsite Wells

In accordance with the RADD, 21 monitoring wells are identified as onsite wells (Table 2). Onsite wells designated by the RADD do not include wells identified as plume boundary wells that are located onsite. Onsite wells include four wells north of Ingersoll Avenue and two wells

south of Ingersoll Avenue which are north of the Whirlpool northern property fence line, but still located on property owned by Whirlpool Corporation. The remaining onsite wells are located along the perimeter of the former Whirlpool manufacturing facility or the source area, which includes wells immediately adjacent to the Whirlpool manufacturing building. Tabulated VOC concentrations measured in onsite wells during the Third Quarter event are presented in Table 5.

VOCs were detected above the RADD RALs in all 21 groundwater samples collected from onsite wells. Parameters exceeding RALs include: TCE in all onsite wells (except for ITMW-14), 1,1-dichloroethane (1,1-DCA) in two wells, 1,1-dichloroethene (1,1-DCE) in four wells, cis-1,2-dichloroethene (cis-1,2-DCE) in eight wells, trans-1,2-dichloroethene (trans-1,2-DCE) in one well, methylene chloride in one well, 1,1,2,2-tetrachloroethane (1,1,2,2-TCA) in two wells, tetrachloroethene (PCE) in two wells, and vinyl chloride (VC) in six wells.

During the 2014 Third Quarter event, the maximum onsite TCE concentration of 71,700 µg/L was detected in MW-25. This result is elevated due to the recent ISCO injection of modified Fenton's reagent (MFR) activated sodium persulfate (MASP) oxidant in this area. MASP promotes enhanced desorption as well as degradation of recalcitrant compounds. The highest onsite TCE concentration has historically been detected in MW-25 (270,000 µg/L in September 2011). The concentration of the daughter products (cis-1,2-DCE, and 1,1-DCE) are also highest in the wells in the source area and immediately surrounding the source area. The highest concentration of VC was also identified at MW-25.

Figures 4 and 5 depict trends in TCE concentration at select onsite wells in the source area. Figure 4 depicts source area TCE concentrations at ITMW-17, ITMW-19 and MW-25 over time. The linear trend for TCE concentration is generally stable to decreasing at these three wells. Figure 5 depicts TCE concentrations at the northern onsite wells (MW-33, MW-34 and MW-35R along Ingersoll Avenue) over time. The concentration results for wells MW-34 and MW-35R exhibit stable to decreasing linear trends. MW-33 has shown fluctuation in TCE concentrations over time; however, the current TCE result of 1,600 µg/L is less than the maximum detected concentration of 1,700 µg/L, measured in September of 2007.

3.3.2 MNA Results

In accordance with the RADD, 55 monitoring wells are monitored for natural attenuation parameters. In addition to the parameters required by the RADD, microbial results for seven wells were evaluated using groundwater samples and the Bio-Trap® (MICRO) sampler. Tabulated results are presented in Table 5.

This section presents the natural attenuation data collected from the Site during the 2014 Third Quarter event.

The USEPA documents "Technical Protocol for Evaluating Natural Attenuation of Chlorinated Solvents in Groundwater" (USEPA, 1998) and "An Approach for Evaluating the Progress of Natural Attenuation in Groundwater" (2011) provides a framework for presenting the lines of evidence that natural attenuation of chlorinated solvents is occurring. The three recognized lines of evidence include:

- Historical groundwater and/or soil chemistry data that clearly demonstrate a trend of decreasing contaminant mass and/or concentration over time at appropriate monitoring points (USEPA, 1998);
- Hydrogeologic and geochemical data that can be used to establish indirectly the type(s) of natural attenuation processes occurring at the site, and the rate at which the processes will reduce contaminant concentrations to the cleanup goal (USEPA, 1998); and
- Data from field or microcosm studies which directly demonstrate the occurrence of a specific natural attenuation process at the site and its capacity to degrade the contaminants of concern (USEPA, 1998).

3.3.2.1 Chemical Lines of Evidence

The occurrence and progress of natural attention in reducing COC concentrations is provided by evaluating the presence and effectiveness of the transformation pathways for chlorinated ethenes. Chlorinated ethenes are degraded by both biological and abiotic (non-biological) mechanisms. Figure 3 below shows the biological (anaerobic) and abiotic transformation pathways for chlorinated ethenes. This figure does not include other chemically induced aerobic (e.g. ISCO) and anaerobic (e.g. zero valent iron) pathways that can promote degradation of chlorinated compounds.

Figure 3. Abiotic and Biotic Pathways for Chlorinated Ethenes and Ethane

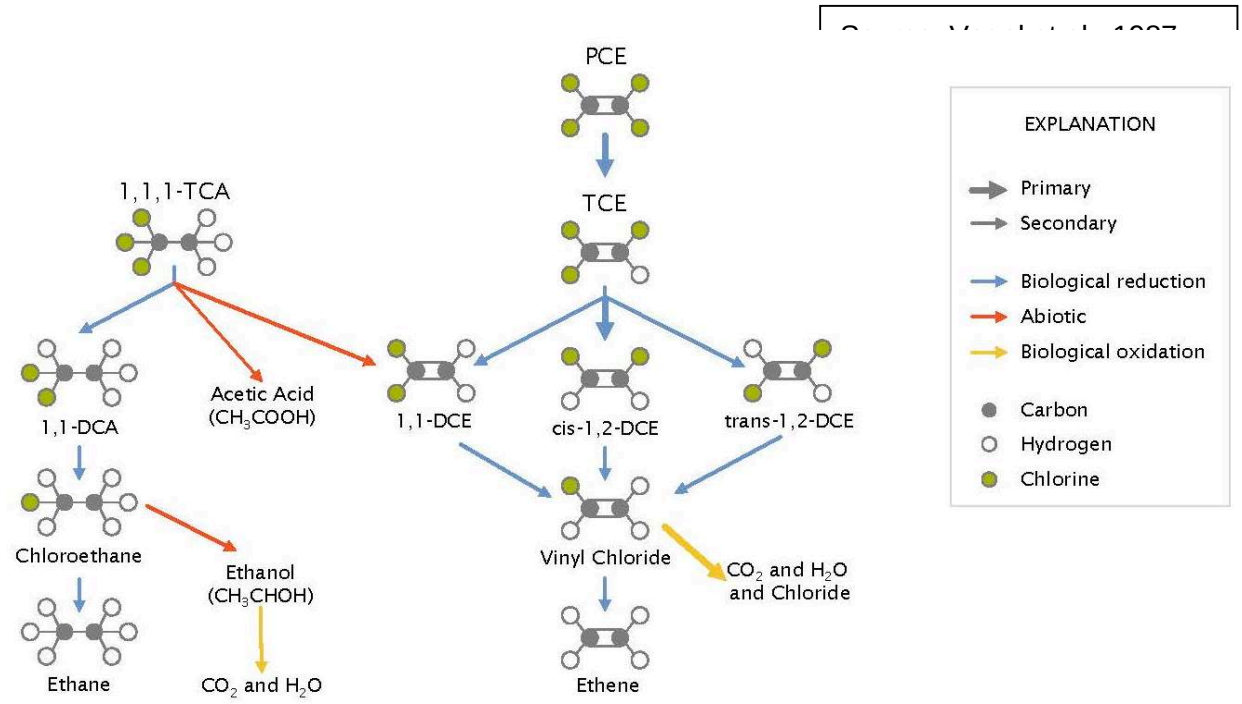

Table 5 presents a summary of analytical results for VOCs in groundwater. These data provide lines of evidence that natural attenuation of TCE is occurring via biological mechanisms in both onsite and offsite groundwater. Groundwater sample results continue to show elevated levels of cis-1,2-DCE in Site monitoring wells, as well as the presence of VC in four of the Site wells.

3.3.2.2 Geochemical Lines of Evidence

The occurrence and progress of natural attenuation in reducing COC concentrations is provided by evaluating geochemical parameters along with the results of conventional chemical and microbial analyses. The detection of cis-1,2-DCE in groundwater samples from this Site is evidence that conditions likely are favorable for active reductive dechlorination processes. Key parameters used to assess the progress of reductive dechlorination include: temperature, concentration or presence of electron acceptors (dissolved oxygen, nitrate, iron, manganese and sulfate), presence and amount of nutrients (e.g. concentrations of nitrogen and phosphorus), bioavailable carbon source to sustain microbial population, concentrations of COCs, and pH.

Table 4 presents the groundwater field parameters for the Third Quarter event. A summary of the key items on this table are discussed below:

- The groundwater during this quarter was generally considered to be under anaerobic conditions, with 33 out of 55 wells monitored (60%) wells showing dissolved oxygen (DO) concentrations less than approximately 1 milligram per liter (mg/L).
- The oxidation reduction potential (ORP) of the groundwater samples ranged from a low of -23.7 millivolts (mV) in IW-73 with a corresponding DO of 0.41 mg/L to a high of 745 mV in IW-72, with a DO of 2.15 mg/L (purge water described as light pink which may be due to potassium permanganate injected in this area in 2009). In general the ORP levels were less than 500 mV in most of the Site monitoring wells, which indicate that the groundwater is under manganese reducing to sulfate reducing conditions.
- The pH of the groundwater ranged from a low of 4.51 in MW-34 to a high of 12.63 in MW-65. MW-65 and MW-35R (pH of 12.11) are likely being impacted by the ISCO activities, which affect the pH levels of groundwater. Note that TCE concentrations at MW-35R and MW-65 were reduced from 183 µg/L and 195 µg/L, respectively during the second quarter to 64.7 µg/L and 17.1 µg/L, respectively during this quarter indicating the late May / early June ISCO event is impacting both wells.
- The temperature of the groundwater ranged from about 18.95° to 26.66° Celsius, which is a range that is conducive to most microbes in groundwater.
- The major competing electron acceptors nitrate, manganese, iron and sulfate were evaluated in Site groundwater samples (Table 5). Nitrate levels were generally present at less than 1 mg/L in most of the monitoring wells. A few wells showed nitrate levels above 1.5 mg/L. ITMW-6 and ITMW-9, showed elevated levels of nitrate at 22.7 mg/L and 20.3 mg/L, respectively. Manganese concentrations ranged from 0.0042 mg/L in ITMW-13 to 4.92 mg/L in IW-72 (note potassium permanganate injections performed in 2009). The majority of the wells showed manganese concentrations less than 1 mg/L. Total iron was present in the majority of the groundwater samples at less than 4 mg/L, which was consistent with the low levels of ferrous iron measured in groundwater (<3.4 mg/L). MW-41 showed total iron and ferrous iron concentrations at 4.46 mg/L and 3.30 mg/L, respectively, indicating that significant iron reducing conditions are occurring in the area around this well (ORP at MW-41 113.5). In addition, MW-61, showed 15.0 mg/L, 9.65 mg/L and 1.6 mg/L total iron in the First Quarter, Second Quarter and Third Quarters of 2014, respectively. Sulfate concentrations were generally less than 100

mg/L with the exception of IW-76 (122 mg/L), IW-77 (450 mg/L), MW-25 (733 mg/L), MW-65 (3,760 mg/L), ITMW-18 (205 mg/L) IW-80 (467 mg/L), MW-35R (5,500 mg/L) and MW-34 (133 mg/L). The wells with the elevated sulfate were likely affected by the ISCO injection.

- The dissolved hydrogen concentrations ranged from 1.5 nanomolar (nM) in ITMW-29 to 4500 nM in MW-35R. The majority of the wells displayed dissolved hydrogen concentrations greater than 5 nM, similar to the Second Quarter event.
- Total organic carbon (TOC) levels ranged from less than 1 mg/L to a high of 28.5 mg/L in MW-35R. Forty-eight wells (> 90%) displayed TOC levels less than 2 mg/L. Methane, ethane and ethene were detected at low concentrations or were non-detect in groundwater samples throughout the Site (Table 5). This result is likely due to low levels of TOC present in the groundwater, which may be inhibiting bacterial growth.
- The alkalinity of the groundwater is relatively low with many of the groundwater samples showing alkalinity concentrations less than 100 mg/L. However, there were thirteen wells that showed alkalinity greater than 100 mg/L including ITMW-6, ITMW-15, ITMW-19, ITMW-20, IW-72 IW-80, MW-38, MW 50, MW-60, MW-61, MW-66, MW-67 and MW-35R. The relatively low alkalinity concentrations in some parts of the plume indicate that the groundwater does not have significant natural buffering capacity in these areas.
- Major nutrients, ammonia and phosphate, were evaluated in the groundwater and the results in Table 5 indicate that the groundwater contains non-detectable levels of ammonia (< 0.10 mg/L), with the exception of ITMW-4 (0.28 mg/L), IW-73 (0.31 mg/L), IW-74 (0.11 mg/L), IW-77 (0.28 mg/L), IW-80 (0.3 mg/L), MW-25 (0.4 mg/L), MW-34 (0.11 mg/L), MW-61 (0.24 mg/L), MW-65 (2.0 mg/L) and MW-35R (2.1 mg/L). Phosphate was detected at concentrations ranging from non-detect (< 0.03 mg/L) to a high of 5.5 mg/L in IW-80, which indicates that phosphate is present in non-limiting concentrations to the indigenous microbial community in some areas of the Site groundwater.

3.3.2.3 Microbial Lines of Evidence

Table 5 provides the microbial results for the groundwater samples which were evaluated using standard groundwater analysis protocols. Table 6 provides the microbial results for the seven wells, which were evaluated using groundwater samples and the Bio-Trap® (MICRO) sampler. The Bio-Trap® (MICRO) sampler contains Bio-Sep® beads, which may be readily colonized by subsurface bacteria (Sublette et al., 2006). Results are presented for the genus *Dehalococcoides* (DHC), the functional genes, tceA reductase (tceA), BAV1 VC reductase (BVC) and VC reductase (VCR). First and Second Quarter 2014 DHC results, were detected at a significant concentration in MW-38 (256,000 cells/ml); a location that is relatively close to the source area. Likewise, the BVC gene was also detected at elevated levels (11,700 cells/ml) in MW-38, which indicates the potential for complete reductive dechlorination in this area. In addition to MW-38, IW-73 showed elevated levels of DHC (21,700 cells/ml) and BVC gene (4,610 cells/ml). The following wells displayed DHC concentrations greater than 100 cells/ml: MW-22, MW-28, MW-41, MW-56 and MW-60. Although there is no direct conversion between cells/mL and cells/bead, the results between the two units are usually within the same order of magnitude.

The chemical, geochemical and microbial data from the first three quarterly monitoring events in 2014 along with the data to be collected during the fourth quarter monitoring event using the Bio-Traps® will be used to assess natural attenuation conditions and geochemical and microbial trends at plume boundary, offsite and onsite well locations (chemical trend data is available and discussed in Sections 3.3.1, 3.3.2 and 4). In addition, the natural attenuation assessment will focus on conditions that may be limiting or inhibiting natural attenuation. This natural attenuation assessment for the first four quarters will be presented in the fourth quarter progress report, and this assessment will continue to be supplemented with data from subsequent monitoring events.

3.4 Data Quality Assessment

All field and analytical data were reviewed by ENVIRON. Validation findings are summarized below. Detailed validation reports are included in Appendix C.

3.4.1 Field Data

Field data were collected and validated according to the RADD, Work Plan, and associated SOPs and USEPA Contract Laboratory Program National Functional Guidelines for Superfund Organic Methods Review (June 2008). The field data and documentation were evaluated against the following criteria, as appropriate:

- Samples were collected at the specified locations identified in the RADD;
- Field instrumentation calibration and quality assurance/quality control (QA/QC) checks on equipment were conducted on a daily basis, prior to field work; and
- Sample documentation protocol and chain-of-custody protocols were followed per ENVIRON Field Procedures.

3.4.2 Laboratory Analytical Data

All VOC (SW846 5030B/8260B) analytical results received full data validation by an ENVIRON Project Chemist. During the data validation process, data validation qualifiers were assigned to the results per USEPA Contract Laboratory Program National Functional Guidelines for Superfund Organic Methods Review (June 2008), as necessary, to indicate potential limitation on use of the data. In addition, data qualifier codes were added to the results to indicate the reason(s) for qualification and the associated bias direction, if discernable. Contamination was reported by the laboratory in three equipment rinsate blanks (see Section 4.0 in the data validation report, Appendix C, for further discussion and resultant data qualification). Complete copies of the validation reports are provided in Appendix C.

The following sections provide a summary of the data validation results.

General Usability Assessment

The laboratory data packages for VOC analysis received from PACE Analytical Services were paginated, complete and overall were of good quality. The data packages submitted contained modified level II data packages for data validation.

The data quality for VOCs was generally acceptable. Certain reported results for VOC samples were qualified “UJ” and “J” due to a surrogate recovery outside of laboratory control limits in one sample. In addition several VOC results were “J” and “UJ” qualified as estimated due to Matrix Spike/Matrix Spike duplicate (MS/MSD) results outside of laboratory control limits for one sample. The qualification of the data may indicate bias, however the qualifiers do not impact the usability of the data.

The overall quality of analytical data is inferred from the quantitative and qualitative data quality indicators of reporting limits, accuracy, precision, completeness, representativeness, and comparability. A general overall assessment of each of the data quality assurance objectives is provided below:

- **Reporting Limits.** The minimum reporting limits required were attained on undiluted samples with the exception of 1,3-dichloropropene and 1,1,2,2-tetrachloroethene. The laboratory instrument used for USEPA Method 8260B cannot be calibrated to detect 1,3-dichloropropene at a RAL of 0.41 µg/L or 1,1,2,2-tetrachloroethene at a RAL of 0.066 µg/L as prescribed by the RADD. The method detection limit (MDL) for 1,3-dichloropropene at 0.14 µg/L was below the RAL whereas the MDL for 1,1,2,2-tetrachloroethene was 0.15 µg/L which is above the RAL listed in the RADD. ADEQ was informed of the limitations of the laboratory instrument in March 2014.

  Elevated target analyte concentrations necessitated dilutions for several samples. In such instances, the reviewer selected the result for each target analyte, corresponding to the analysis run with the least dilution. All other analytes were reported from the undiluted analysis if applicable. Results below the reporting limit (RL) were flagged by the laboratory if above the MDL. To reflect the uncertainty associated with values reported between the MDL and RL, these results were qualified as estimated (“J”).

- **Precision.** The MS/MSD relative percent difference (RPD) results for VOCs and the field duplicate RPDVOC results satisfied applicable precision criteria

- **Accuracy.** Accuracy is a measure of bias in a measurement system. The closer the value of the measurement agrees with the true value, the more accurate the measurement. This was expressed as the percent recovery of LCSs, MS/MSDs, and surrogates. Surrogate spike recoveries, MS/MSD results, and LCS results for COCs satisfied the applicable evaluation criteria for accuracy, which indicates that overall accuracy with respect to the analytical system and to the site specific matrix can be considered acceptable. While several recoveries were outside of acceptable criteria, these recoveries were not severe enough to impact the usability of the data.

- **Completeness.** Completeness is a measure of the number of valid measurements obtained in relation to the total number of measurements planned. Completeness is expressed as the percentage of valid or usable measurements to planned measurements. No data were rejected during the validation process. As such, the completeness for the 2014 Third Quarter event is 100%.

- **Representativeness.** Representativeness is a qualitative parameter which expresses the degree to which sample data accurately and precisely represents a characteristic of a population, parameter variations at a sampling point, or an environmental condition. The agreement between the field duplicate results was used to assess representativeness. The general agreement between the field duplicate results is

considered to indicate that the samples collected are adequately representative of the medium sampled.

- **Comparability.** In essence, comparability was maintained by consistency in sampling conditions, selection of sampling procedures, sample preservation methods, analytical methods, and data reporting units.

4 Plume Stability

This section includes discussion of trends for individual wells, trends for groups of wells, plume boundaries and concentration versus time plots. The discussion and assessment of the plume is based upon a macro-analysis of the entire plume versus a single well analysis to categorize the plume stability. Individual wells will exhibit variability and fluctuations that will influence plume boundaries in any given quarter report. The macro-analysis of the entire data set minimizes an over weighting on any particular well or data set from a well.

Table 7 presents a historical summary of TCE and degradation products, cis-1,2-DCE and VC, concentrations in groundwater samples. These values are used for the analysis of trends described in the remainder of this Section. For purposes of the following discussion, the 68 wells at the Site have been categorized as those located in the northern plume (generally MW-24 and wells to the north characterized by groundwater gradient towards the north-northeast), those located in the southern plume (generally south of MW-24 characterized by groundwater gradient towards the south-southeast) and source area wells, a subset of the southern plume wells, located immediately north of the northwestern corner of the Whirlpool manufacturing building characterized by TCE concentrations greater than 1,000 µg/L.

4.1 Lines Of Evidence

Several analytical tools or “lines of evidence” were used to evaluate plume stability conditions including:

- **Statistical Methods**. Mann-Kendall nonparametric test (Gilbert, 1987; USEPA, 2000) to calculate the temporal trend in individual well analyte concentrations over time.
- **Isoconcentration Maps.** Qualitative method to evaluate temporal trends by comparing representations of plume concentration and extent for certain periods over the duration of monitoring.
- **Time vs. Concentration Plots.** Qualitative method to evaluate temporal trends in constituent concentration for individual wells and for representative concentration of overall plume (mean). The plots also include exponential regression lines to aid the analysis of temporal trends.

4.1.1 Statistical Analysis of Temporal Trends

The applicable outcomes of the temporal trend analysis are as follows:

- **Increasing**. Statistically significant increasing trend for concentrations (>90% confidence);
- **Stable.** No statistically significant trend for concentrations along with low variability for results (coefficient of variance <1);
- **No Trend**. No statistically significant trend for concentrations along with high variability for results (coefficient of variance >1);

- **Decreasing**. Statistically significant decreasing trend for concentrations (>90% confidence);
- **<PQL (Practical Quantitation Limit).** All sample results have a "J" qualifier (estimated result greater than the method detection limit but less than the reporting limit) or a mixture of non-detects and results with "J" qualifiers; and
- **Not Detected (ND).** Constituent has not been detected at the well during the time period analyzed.

The trend analysis performed for groundwater concentrations from 2009 (when installation of the last of the current wells used for monitoring was complete) through Third Quarter 2014 are summarized in Tables 8 and 9 (two wells, MW-42B and MW-43, were sampled fewer than four times since 2009 and no statistical evaluation was performed for these wells). The following is the list of wells in each category (this list is only presented for evaluation of plume stability):

- **Northern Plume Wells (39 wells)**. MW-23, MW-24, MW-27, MW-28, MW-31, MW-32, MW-33, MW-35R, MW-36, MW-39, MW-40, MW-41, MW-46R, MW-50, MW-55, MW-56, MW-57, MW-58, MW-60, MW-61, MW-62, MW-63, MW-65, MW-66, MW-67, MW-68, RW-69, MW-70, MW-71, IW-72, IW-73, IW-74, IW-75, IW-76, IW-77, IW-78, IW-79 and IW-80.
- **Southern Plume Wells (27 wells)**. ITMW-1, ITMW-2, ITMW-3, ITMW-4, ITMW-5, ITMW-6, ITMW-7, ITMW-9, ITMW-10, ITMW-11, ITMW-12, ITMW-13, ITMW-14, ITMW-15, ITMW-16, ITMW-17, ITMW-18, ITMW-19, ITMW-20, ITMW-21, MW-22, MW-25, MW-26, MW-29, MW-30, MW-37 and MW 38.
- **Source Area Wells (9 wells)**. ITMW-11, ITMW-12, ITMW-15, ITMW-17, ITMW-18, ITMW-19, MW-25, MW-37 and MW-38.

Contaminant concentration trends as established during the Third Quarter event are summarized below:

- **Northern Plume Wells (39 wells):** The Mann-Kendall trend analysis utilizes data from all wells associated with the monitoring for the northern plume (Table 8). As described in more detail below, our determination that the plume is stable is based on the fact that 82% of these wells exhibit either little or no TCE or a decreasing or stable TCE concentration trend.

  The trend analysis for the 39 wells associated with monitoring the northern plume (excluding MW-42B and MW-43) indicates the following:

  - Fourteen wells exhibit a stable trend for TCE concentrations:
  - Six wells exhibit a decreasing trend for TCE concentrations;
  - Seven wells exhibit no trend regarding TCE concentrations [TCE concentrations in five of these wells consisting of MW-27, MW-28, MW-31, MW-35R, MW-39 and MW-68 have been non-detect or less than 1 microgram per liter (µg/L) since October 2012);
  - Six wells exhibit TCE concentrations below detection limits or below PQLs; and

- Six wells exhibit an increasing trend for TCE concentrations.

TCE concentrations in 12 of the 39 northern plume wells (31%) have been non-detect or less than 1 µg/L since October 2012 and 20 of the 39 wells (51%) have exhibited decreasing or stable trends; therefore, 32 of the 39 northern plume wells (82%) exhibit either little or no TCE or a decreasing or stable TCE concentration trend. We believe that this supports our plume stability conclusions.

In addition, Table 10 indicates that the average TCE concentration for all wells in the northern plume decreased from 384 µg/L in April 2009 to 281 µg/L in July 2014 (the average TCE concentration for all wells in the northern plume in May 2014 was 209 µg/L). The reduction in the average TCE concentration over time further supports plume stability conclusions.

As noted, TCE concentration trends are increasing in six of 39 (15%) of the wells (MW-36, MW-55, MW-56, MW-57, MW-61 and IW-77). Further, of the five wells located in the northern plume with increasing TCE concentration trends:

- MW-36 has a TCE concentration of 0.61 J µg/L which is a marginally higher concentration than the previous range of concentrations from non-detect to 0.22 J µg/L, but the TCE concentration still remains below 1 µg/L.
- Two wells (MW-56 and MW-57) had concentrations during the 2014 Second Quarter that were within historical ranges of detected values further leading the conclusions regarding stability.
- MW-61 had concentrations marginally exceeding historical maximum concentration (8.1 µg/L versus 6.6 µg/L).
- IW-77 had a TCE concentration that marginally exceeded the historical maximum (1,540 µg/L versus 1,460 µg/L). IW-77 is located at the northern end of the in-situ chemical oxidation (ISCO) injection array 2. The second ISCO event performed in late May and early June 2014 could be contributing to the rise in concentration as the oxidant can have a TCE desorption effect in the short term.
- MW-55 has not been sampled since October 2013 because access has not been granted by the property owner. Therefore MW-55 will not be discussed in future documents until access has been granted and data obtained.

- **Southern Plume Wells (27 wells):** As described in more detail below, our determination that the southern plume is stable is based on the fact that 19 of 27 (70%) southern wells exhibit either little or no TCE or a decreasing or stable TCE concentration trend. The trend analysis for the 27 wells associated with monitoring the southern plume indicates the following:
  - Eight wells exhibit a stable trend for TCE concentrations;
  - Eight wells exhibit a decreasing trend for TCE concentrations;
  - Four wells exhibit no trend regarding TCE concentrations (TCE concentrations in three of these wells consisting of ITMW-16, ITMW-20 and MW-26 have been non-detect or less than 1 µg/L since October 2012);

- Five wells exhibit TCE concentrations below PQLs; and
- Two wells ITMW-10 – south of the former manufacturing building and ITMW-12 - in Area 1) exhibit an increasing trend for TCE concentrations.

- **Source Area Wells (9 wells):** The nine source area wells showed predominantly decreasing or stable concentration trends for TCE (five wells decreasing and three wells stable) and cis-1, 2-dichloroethene (five wells decreasing and four wells stable). Only one of the source area wells (ITMW-12) demonstrated an increasing concentration trend for TCE and VC.

4.1.2 Isoconcentration Maps

Figure 2 (4th Quarter 2013 TCE Isoconcentration Map) of the report titled Fourth Quarter 2013 Progress Report dated February 14, 2014, demonstrates the static historical extent of the TCE isoconcentration line for all samples exceeding a TCE concentration of 5 µg/L, at the time the RADD was issued. The maximum extent of the current 5 µg/L isoconcentration line for TCE in groundwater for the Third Quarter event as shown in Figure 2 of this report does not extend beyond the bounds of the historical maximum extent, except for in the area of MW-61 at the northeastern edge of the monitoring well network.

Concentrations of TCE above the method detection limit but below the reporting limit of 5 µg/L have been detected in samples from MW-61 as early as April 2009 (4 µg/L). The 2014 Second Quarter groundwater monitoring event was the first time that the TCE concentration at MW-61 well exceeded 5 µg/L, requiring that the isoconcentration line be extend to include MW-61. This trend continued during the Third Quarter event, with a TCE concentration of 8.8 µg/L reported at MW-61. Therefore MW-61 continues to be included within the 5 µg/L plume boundary.

4.1.3 Concentration vs. Time Plots

The average (arithmetic mean) of the detected TCE, cis-1,2-DCE and VC concentrations were calculated for each of the 11 comprehensive groundwater monitoring events conducted at the Site since 2009 and are summarized in Table 10. Figures 8 - 11 show the average concentrations versus time for all wells, the northern plume wells, the southern plume wells and the source area wells, respectively. Decreases in average concentrations for TCE, cis-1,2-DCE and VC are noted for all wells, southern plume wells and source area wells. The average concentrations of TCE, cis-1,2-DCE and VC in the northern plume wells are decreasing, but at a moderate rate compared to the remainder of the wells.

TCE and cis-1,2-DCE concentration versus time charts are also provided for pairs of wells located in the southern plume, source area and two located in the northern plume (Figure 12 through 14). As shown on Figure 12, although TCE concentrations have been increasing slightly in ITMW-10 (primarily during the three most recent sampling events) concentrations of cis-1,2-DCE in ITMW-10 and in nearby ITMW-9 have been decreasing. The concentration of TCE at ITMW-9 shows a stable trend. Figure 13 shows concentration trends for wells ITMW-19 and MW-25 located in the source area; concentrations are generally decreasing or stable. Although the overall trend is consistent, it is apparent that at MW-25 concentrations of TCE, cis-1,2-DCE and VC change significantly between spring and fall sampling events with higher concentrations

occurring in the fall and lower concentrations occurring in the spring. This observation was corroborated by the concentrations of cis-1,2-DCE and TCE at MW-25 during the Third Quarter sampling event and is consistent with historical results at this well. Figure 14 shows that although concentrations of TCE and cis-1,2-DCE are increasing at IW-77, they are decreasing at the next down-gradient monitoring well IW-76. A similar trend has been historically evident at these wells during previous sampling events. Figure 15 shows TCE concentrations at MW-61 increasing above historical maximums.

4.2 Summary of Plume Stability

The overall plume exhibits characteristics of a stable plume based upon statistical analysis of temporal concentration trends, decreasing average concentrations in the southern portion of the plume, stable to decreasing average concentrations in the northern portion of the plume, and an aerial extent predominantly within the bounds of the historical maximum extent except near MW-61.

The site-wide groundwater conditions can be categorized as two plumes with distinct characteristics (i.e. the southern plume and the northern plume) (investigation of the northeast plume was incomplete when this quarterly monitoring event was performed; and therefore, data from the northeast corner is not included in this discussion). The southern plume is characterized by:

- A relatively flat south, southeast potentiometric gradient;
- Source area (Area 1) TCE concentrations greater than 1,000 µg/L;
- An aerial extent of approximately 815,000 square feet (ft^2) (predominately located under the footprint of the Whirlpool building); and
- A decreasing trend in average TCE concentrations.

The northern plume is characterized by:

- A north-northeast potentiometric gradient that is flat in the south portion of the north plume but steepens to north-northwest;
- TCE concentrations generally between 100 and 1,000 µg/L;
- An aerial extent of approximately 487,000 ft^2 located north of the Whirlpool building and extending to the residential area to the north and northeast; and
- A decreasing trend in average TCE concentrations.

5 Summary and Conclusion

ENVIRON performed the Third Quarter 2014 Groundwater Monitoring Event (Third Quarter event) on behalf of Whirlpool during the week of July 28, 2014. The quarterly monitoring was conducted for collection of groundwater samples for analysis of VOCs and MNA parameters defined by the RADD as well as additional parameters not included in the RADD.

- The groundwater potentiometric surface observed during the Third Quarter event is consistent with that historically observed at the Site.
- The direction of the lateral hydraulic gradient continues to be influenced by a divide located just south of Ingersoll Avenue with directions of the hydraulic gradient predominantly to the northeast and south on either side of the general divide.
    - Groundwater north of the divide is flowing in a northeasterly direction; and
    - Groundwater south of the divide is flowing in a southern/southeastern direction.
- Third Quarter event groundwater monitoring data shows generally stable to decreasing trends for TCE concentrations.
    - Plume boundary well data continue to show results generally consistent with historical TCE concentrations;
    - Offsite well data are similar to previous monitoring events and continues to show generally stable to decreasing TCE concentration trends; and
    - Onsite well data continue to show generally stable to decreasing TCE concentration trends; although, the data has been influenced by the ISCO injections.
- Third Quarter event groundwater monitoring data in conjunction with historical data demonstrate that natural attenuation of TCE is occurring via biological mechanisms in both onsite and offsite groundwater.

6 References

2014 - Dissolved Gas Sampling Guidance; Microseeps Inc; http://www.microseeps.com/html/dissolved_gas.html

ADEQ (2013). Remedial Action Decision Document for Corrective Action. Whirlpool Corporation, Sebastian County, Arkansas, AFIN 66-00048. December 27.

EPA, 1998. “Technical protocol for evaluating natural attenuation of chlorinated solvents in ground water” Office of Research and Development, EPA/600/R-98/128.

EPA, 2011. “An approach for evaluating the progress of natural attenuation in groundwater”, Office of Research and Development, EPA/600/R-11/204.

Löffler, F, Yan, J., Ritalahti,K., Adrian, L., Edwards, E., Konstantinidis, K.. Muller, J., Fullerton, H., Zinder, S., and Spormann, A., 2013. Dehalococcoides mccartyi gen. nov., sp. nov., obligately organohalide-respiring anaerobicbacteria relevant to halogen cycling and bioremediation, belong to a novel bacterial class, Dehalococcoidia classis nov., order Dehalococcoidales ord. nov. and family Dehalococcoidaceae fam. nov., within the phylum Chloroflexi. International Journal of Systematic and Evolutionary Microbiology, 63, 625–635.

Sublette, K., Peacock, A., White, D., Davis, G., Ogles, D., Cook, D., Kolhatkar, R., Beckmann, D. and Yang, X., 2006. Monitoring Subsurface Microbial Ecology in a Sulfate-Amended, Gasoline-Contaminated Aquifer. *Groundwater Monitoring & Remediation, 26:* 70–78

Vogel, T., Criddle, C., and McCarty, P., 1987. “ES Critical Reviews: Transformations of halogenated aliphatic compounds”, *Environmental Science & Technology 21* (8), 722-736

Tables

TABLE 1
CONSTITUENTS OF CONCERN AND RADD GROUNDWATER REMEDIAL ACTION LEVELS
Whirlpool Facility
Fort Smith, Arkansas

Constituent of Concern	Remedial Action Level (ug/L)[1]
Acetone	12,000[2]
Benzene	5.0
Bromodichloromethane	80
Bromodichloromethane	80
Bromoform	7.0[2]
Bromomethane	4,900[2]
2-Butanone	720
Carbon Disulfide	5.0
Carbon Tetrachloride	100
Chlorobenzene	21,000[2]
Chloroform	80
Chloromethane	190[2]
Dibromochloromethane	80
1,1-Dichloroethane	2.4[2]
1,2-Dichloroethane	5.0
1,1-Dichloroethene	7.0
cis-1,2-Dichloroethene	70
trans-1,2-Dichloroethene	100
1,2-Dichloropropane	5.0
1,3-Dichloropropene	0.41[2]
Ethylbenzene	700
2-Hexanone	34[2]
4-Methyl-2-pentanone	1,000[2]
Methylene chloride	5.0
Styrene	100
1,1,2,2-Tethrachloroethane	0.066[2]
Tetrachloroethene (PCE)	5.0
Toluene	1,000
1,1,1-Trichloroethane	200
1,1,2-Trichlrorethane	5.0
Trichloroethene (TCE)	5.0
Vinyl chloride	2.0
Xylenes (total)	10,000

(1) = Maximum Contamination Level (USEPA, May 2013)

(2) = USEPA Tapwater Screeging Level (MCL and Maximum Contaminant Level Goal Unavailable)

TABLE 2
GROUNDWATER MONITORING WELL NETWORK SAMPLED FOR RADD QUARTERLY EVENTS
Whirlpool Facility
Fort Smith Arkansas

Plume Boundary Wells				
ITMW-2	ITMW-4	ITMW-6	ITMW-16	ITMW-20
MW-22	MW-26	MW-27	MW-28	MW-29
MW-31	MW-36	MW-39	MW-40	MW-50
MW-60	MW-61	MW-62	MW-63	MW-66
MW-67	MW-68	IW-72		

Off-Site Wells				
MW-41	MW-46R	MW-55	MW-56	MW-57
MW-58	MW-71	IW-73	IW-74	IW-76
IW-77	RW-69			

On-Site Wells				
ITMW-1	ITMW-7	ITMW-9	ITMW-10	ITMW-11
ITMW-12	ITMW-13	ITMW-14	ITMW-15	ITMW-17
ITMW-18	ITMW-19	ITMW-21	MW-25	MW-32
MW-33	MW-34	MW-35R	MW-38	MW-65
IW-80				

Table 3
SUMMARY OF MONITORING WELL STATIC WATER LEVEL MEASUREMENTS
Whirlpool Facility
Fort Smith, Arkansas

Location	Well Coordinates		Top of Casing Elevation (ft)	Top of Screen Elevation (ft)	Bottom of Screen Elevation (ft)	Screen Length (ft)	Screened Interval (ft)	Static Water Level Elevation (ft)						
	Easting (ft)	Northing (ft)						10/1/2012	4/22/2013	10/14/2013	3/5/2014	3/25/2014	5/12/2014	7/28/2014
ITMW-1	591383	368913	476.93	460.43	446.68	13.75	16.50 - 30.25	462.88	461.15	462.43	461.13	460.84	461.70	462.53
ITMW-2	591189	369021	474.97	465.04	450.59	14.45	12.75 - 27.20	465.70	465.12	465.92	462.19	461.98	462.89	463.65
ITMW-3	591306	369075	474.72	468.14	453.34	14.80	10.65 - 25.45	463.09	465.77	467.17	461.67	461.43	462.31	463.08
ITMW-4	591251	368208	478.19	459.70	445.70	14.00	18.20 - 32.20	462.62	460.70	461.99	461.10	460.81	461.54	462.10
ITMW-5	590982	368205	478.93	453.65	443.90	9.75	19.90 - 29.65	462.43	454.77	456.54	460.96	460.67	461.37	461.91
ITMW-6	590923	367970	483.04	454.60	440.10	14.50	21.65 - 36.15	462.18	454.06	454.74	460.85	460.58	461.29	461.68
ITMW-7	590546	368323	481.95	455.97	440.97	15.00	21.90 - 36.90	462.49	458.12	457.98	461.75	461.70	462.33	462.48
ITMW-9	591256	368146	481.90	456.57	443.07	13.50	19.95 - 33.45	462.52	455.60	456.53	461.00	460.72	461.45	461.96
ITMW-10	590978	368157	480.84	454.93	443.98	10.95	22.65 - 33.60	462.46	457.64	458.75	460.95	460.99	461.39	461.92
ITMW-11	590978	369040	474.07	458.82	445.37	13.45	15.25 - 28.70	465.82	462.15	463.43	462.68	462.52	463.27	463.97
ITMW-12	590998	369007	476.67	463.19	448.19	15.00	15.00 - 30.00	463.22	464.18	464.77	462.40	462.21	463.12	463.73
ITMW-13	591047	369052	477.79	464.93	449.93	15.00	14.00 - 29.00	463.69	463.76	464.34	462.40	462.23	463.10	463.74
ITMW-14	591098	369056	477.30	468.24	453.54	14.70	14.80 - 29.50	461.72	468.28	468.88	462.33	462.14	463.04	463.66
ITMW-15	590944	369043	474.50	459.50	444.50	15.00	15.00 - 30.00	465.41	462.93	463.54	462.74	462.69	463.40	463.97
ITMW-16	590967	369100	478.79	464.90	449.90	15.00	17.00 - 32.00	463.38	466.05	466.48	462.74	462.49	463.38	463.87
ITMW-17	590864	369051	477.90	464.84	449.84	15.00	16.00 - 31.00	463.19	465.71	466.20	462.52	462.39	463.25	463.79
ITMW-18	590976	368955	473.55	459.07	444.07	15.00	15.00 - 30.00	463.35	463.02	463.99	462.41	462.13	463.09	463.68
ITMW-19	590890	368961	476.25	460.67	445.67	15.00	16.00 - 31.00	463.25	463.17	463.65	462.51	462.31	463.20	463.76
ITMW-20	590370	369042	477.87	463.30	448.30	15.00	14.00 - 29.00	463.51	462.92	462.81	463.24	463.03	463.76	464.02
ITMW-21	590629	368898	476.52	458.50	443.50	15.00	16.00 - 31.00	463.27	461.27	461.71	462.95	463.04	463.54	463.93
MW-22	591853	368913	473.93	459.93	444.93	15.00	14.00 - 29.00	463.62	461.55	462.92	461.38	461.27	462.08	463.04
MW-23	590892	369238	475.80	461.80	446.80	15.00	14.00 - 29.00	463.42	462.98	463.37	462.74	462.56	463.28	463.99
MW-24	590876	369134	476.39	458.39	443.39	15.00	18.00 - 33.00	463.44	462.97	463.37	462.76	462.57	463.47	464.67
MW-25	590743	369006	476.89	459.89	444.89	15.00	17.00 - 32.00	463.49	463.12	463.44	462.81	462.63	463.51	463.96
MW-26	590566	369230	478.05	459.55	444.55	15.00	18.50 - 33.50	463.88	463.63	463.73	463.28	463.21	464.04	464.35
MW-27	591077	369226	475.42	460.42	445.42	15.00	15.00 - 30.00	463.42	463.00	463.35	462.69	462.50	463.41	463.99
MW-28	591324	369209	470.49	457.49	442.49	15.00	13.00 - 28.00	463.38	462.69	463.31	462.52	462.28	463.26	463.29
MW-29	590181	368371	474.91	458.91	443.91	15.00	16.00 - 31.00	462.87	463.44	462.68	462.66	462.91	463.38	463.30
MW-30	590579	368432	478.99	457.99	442.99	15.00	21.00 - 36.00	462.52	462.61	462.58	462.29	462.22	462.91	463.16
MW-31	590824	369286	476.03	458.53	448.53	10.00	17.50 - 27.50	463.02	462.80	463.48	462.63	462.55	463.42	463.95
MW-32[1]	590909	369279	475.68	458.68	448.68	10.00	17.00 - 27.00	463.36	462.79	463.33	462.72	462.59	463.43	464.60
MW-33[1]	590994	369276	474.88	459.08	449.08	10.00	15.80 - 25.80	463.38	463.45	463.48	462.70	462.50	463.43	464.00
MW-34[1]	590932	369336	474.29	454.79	444.79	10.00	19.50 - 29.50	463.42	462.89	463.35	462.76	462.68	463.47	463.96

Notes:

NA -- Not available or not installed

NM -- Not measured

Horizontal and vertical coordinates converted to Arkansas State Plane, North Zone (NAD83) and North American Vertical Datum of 1988 (NAVD88) based on information provided in historic site file. Casing elevations for ITMW-1 through ITMW-21 and MW-22 extracted from 2011/2012 Annual Ground Water Monitoring Report dated June 28, 2012. Casing elevations for remaining wells extracted from survey data provided by Philip J. Leraris, P.E., L.S., dated May 12, 2009.

Well screen intervals and depths adapted from monitoring well construction diagrams.

1 - Construction diagram notes use of pre-packed stainless steel screen.

2 - Construction diagram text and graphical representation differ on construction details. Graphical representation used to infer elevations.

3 - Construction diagram notes presence of sedimentation sump below screened interval.

Table 3
SUMMARY OF MONITORING WELL STATIC WATER LEVEL MEASUREMENTS
Whirlpool Facility
Fort Smith, Arkansas

Location	Well Coordinates		Top of Casing Elevation (ft)	Top of Screen Elevation (ft)	Bottom of Screen Elevation (ft)	Screen Length (ft)	Screened Interval (ft)	Static Water Level Elevation (ft)						
	Easting (ft)	Northing (ft)						10/1/2012	4/22/2013	10/14/2013	3/5/2014	3/25/2014	5/12/2014	7/28/2014
MW-35R[3]	590994	369333	473.87	454.37	444.37	10.00	19.50 - 29.50	463.42	463.32	463.35	462.87	462.57	463.42	463.92
MW-36[1]	591079	369329	473.30	461.30	446.30	15.00	12.00 - 27.00	463.44	462.89	463.44	462.71	462.75	463.53	464.06
MW-37	590972	369028	473.57	458.57	443.57	15.00	15.00 - 30.00	463.46	463.00	463.46	462.67	462.52	463.37	463.99
MW-38	590960	369040	474.60	459.60	444.60	15.00	15.00 - 30.00	463.42	462.85	463.42	462.63	462.51	463.40	463.96
MW-39[1]	590833	369421	475.46	455.96	445.96	10.00	19.50 - 29.50	463.36	462.63	463.36	461.61	462.62	463.48	463.98
MW-40[1]	590998	369622	473.35	455.60	445.60	10.00	17.75 - 27.75	463.29	462.95	455.04	462.74	462.55	463.50	463.96
MW-41[1]	591061	369469	472.09	453.34	443.34	10.00	18.75 - 28.75	463.64	462.91	463.48	462.76	462.63	463.44	464.05
MW-46R	591472	369609	465.76	449.16	444.16	5.00	16.60 - 21.60	462.86	462.45	462.94	462.53	462.18	463.09	463.62
MW-50	591415	370213	463.11	455.11	445.11	10.00	8.00 - 18.00	458.39	454.69	458.68	455.90	455.19	456.55	458.82
MW-55[1]	591291	369893	465.50	450.00	445.00	5.00	15.50 - 20.50	461.59	462.68	463.06	462.70	NM	NM	NM
MW-56[1]	591687	369730	463.22	448.72	443.72	5.00	14.50 - 19.50	458.33	459.83	459.98	457.03	456.49	459.64	460.27
MW-57[1]	591690	369811	462.90	448.90	443.90	5.00	14.00 - 19.00	457.65	459.61	460.08	458.95	457.65	459.65	459.81
MW-58[1]	591570	369907	462.71	450.21	445.21	5.00	12.50 - 17.50	461.85	461.79	462.01	NM	462.11	462.27	462.71
MW-60[1]	591710	370193	460.85	448.85	443.85	5.00	12.00 - 17.00	455.93	452.38	456.27	453.25	453.05	454.50	456.84
MW-61[1]	592003	370175	459.61	449.11	444.11	5.00	10.50 - 15.50	451.27	450.41	451.98	448.21	450.92	451.92	453.32
MW-62[1]	591791	369569	464.33	448.83	443.83	5.00	15.50 - 20.50	457.82	457.88	458.95	456.68	457.61	459.04	460.27
MW-63[1]	591994	369560	463.87	447.87	442.87	5.00	16.00 - 21.00	459.28	455.05	460.23	458.82	457.91	458.96	460.68
MW-65[3]	590980	369335	473.91	454.41	444.41	10.00	19.50 - 29.50	463.43	462.88	463.26	462.66	462.63	463.42	463.66
MW-66	592280	369855	462.05	449.45	444.45	5.00	12.60 - 17.60	457.17	456.69	457.51	456.64	456.71	457.79	458.82
MW-67	592291	370027	459.01	449.41	444.41	5.00	9.60 - 14.60	455.14	455.12	457.33	453.19	454.78	456.90	458.42
MW-68	591173	369815	469.81	455.81	445.81	10.00	14.00 - 24.00	463.08	462.90	463.31	462.70	462.49	463.44	463.86
RW-69[3]	591170	369678	471.25	456.25	446.25	10.00	15.00 - 25.00	463.34	462.93	463.33	462.83	462.50	463.43	463.69
MW-70	591162	369693	471.53	NA	NA	NA	NA	463.31	462.92	463.28	462.70	462.52	463.43	464.06
MW-71	591170	369695	471.35	NA	NA	NA	NA	463.36	462.93	463.33	462.70	462.55	463.43	463.97
IW-72[3]	591056	369590	471.65	456.65	446.65	10.00	15.00 - 25.00	463.06	462.11	462.13	462.69	462.32	463.24	463.66
IW-73	591060	369503	471.48	NA	NA	NA	NA	463.38	462.88	463.43	462.73	462.61	463.45	463.88
IW-74[2,3]	591058	369545	472.06	457.06	447.06	10.00	15.00 - 25.00	463.87	462.76	462.38	462.75	462.44	463.34	463.93
IW-75	591072	369605	472.17	NA	NA	NA	NA	463.65	462.83	463.58	462.63	462.47	463.44	463.89
IW-76	591050	369426	472.26	NA	NA	NA	NA	463.26	462.86	463.20	462.54	462.37	463.25	463.83
IW-77[2]	591027	369380	473.01	453.01	443.01	10.00	20.00 - 30.00	463.48	462.91	463.39	462.75	462.54	463.43	463.89
IW-78	590984	369338	473.49	NA	NA	NA	NA	463.44	463.27	463.19	463.24	462.65	463.44	463.87
IW-79	591018	369335	473.84	NA	NA	NA	NA	463.45	463.41	463.39	462.71	462.65	463.45	464.03
IW-80[2,3]	591047	369343	473.30	453.30	443.30	10.00	20.00 - 30.00	463.24	462.38	463.19	462.57	462.44	463.30	463.77

Notes:

NA -- Not available or not installed

NM -- Not measured

Horizontal and vertical coordinates converted to Arkansas State Plane, North Zone (NAD83) and North American Vertical Datum of 1988 (NAVD88) based on information provided in historic site file. Casing elevations for ITMW-1 through ITMW-21 and MW-22 extracted from 2011/2012 Annual Ground Water Monitoring Report dated June 28, 2012. Casing elevations for remaining wells extracted from survey data provided by Philip J. Leraris, P.E., L.S., dated May 12, 2009.

Well screen intervals and depths adapted from monitoring well construction diagrams.

1 - Construction diagram notes use of pre-packed stainless steel screen.

2 - Construction diagram text and graphical representation differ on construction details. Graphical representation used to infer elevations.

3 - Construction diagram notes presence of sedimentation sump below screened interval.

TABLE 4
SUMMARY OF FINAL WELL GROUND WATER FIELD PARAMETERS MEASUREMENTS - JULY 2014
Whirlpool Facility - Fort Smith, Arkansas

Location	Well Casing Diameter (in)	Date Sampled	Water Level prior to Purging (ft btoc)	Total Depth of Well Casing (ft)	Set Tubing Depth (ft)	Time Sampled	Water Level after Purging (ft btoc)	Purge Volume (Gallons)	Purge Rate (ml/min)	Temperature (°C)	Specific Conductivity (µS/cm)	pH	DO (mg/L)	ORP (mV)	Turbidity (NTUs)	Ferrous Iron (mg/L)	Color	Sample ID
ITMW-1	4	7/30/2014	14.31	34.10	29.1	12:48	14.35	2.0	100	21.45	534	6.05	1.09	-24.1	0	0.20	Clear	ITMW-1-201407
ITMW-2	4	7/30/2014	11.38	26.80	20.8	10:37	11.47	1.0	100	22.12	761	5.96	0.79	74.4	0.09	0.00	Clear	ITMW-2-201407
ITMW-4	4	7/30/2014	15.98	33.38	28.4	17:15	16:00	1.5	100	22.71	283	6.21	0.56	-5.7	1.3	2.20	Clear	ITMW-4-201407
ITMW-6	4	7/30/2014	21.25	40.09	36.0	11:30	21.31	1.0	100	19.86	1137	5.64	1.51	610.8	0.79	0.00	Clear	ITMW-6-201407
ITMW-7	4	7/30/2014	19.52	37.04	32.0	15:10	NA	1.4	100	21.38	997	4.96	0.37	313.4	0.47	0.00	Clear	ITMW-7-201407
ITMW-9	4	7/30/2014	19.83	36.22	31.2	14:45	19.85	1.0	100	21.09	727	5.33	1.15	261.1	0.64	0.00	Clear	ITMW-9-201407
ITMW-10	4	7/30/2014	18.89	37.00	33.0	14:10	18.94	1.0	100	21.36	695	5.43	1.09	606.7	0.96	0.00	Clear	ITMW-10-201407
ITMW-11	4	7/31/2014	10.10	30.40	25.4	10:40	10.03	0.9	100	22.75	284	6.23	0.46	127.9	4.51	1.20	Clear	ITMW-11-201407
ITMW-12	4	7/31/2014	12.97	32.70	24.9	11:05	13.03	1.6	100	21.58	298	6.12	0.35	289.2	2.34	0.02	Clear	ITMW-12-201407
ITMW-13	4	7/30/2014	14.13	31.91	24.4	13:05	14.18	1.7	100	20.62	274	5.99	0.31	240.9	1.02	0.00	Clear	ITMW-13-201407
ITMW-14	4	7/30/2014	13.70	31.71	24.2	11:20	13.8	1.2	100	20.86	155	5.80	0.49	182.2	4.31	0.00	Clear	ITMW-14-201407
ITMW-15	4	7/30/2014	10.42	30.00	25.0	16:00	10.43	1.2	100	24.47	969	7.21	0.72	131.4	9.94	0.00	Clear	ITMW-15-201407
ITMW-16	4	7/30/2014	14.85	35.38	30.4	16:20	14.91	1.0	100	21.53	233	5.78	0.42	172.6	5.54	0.00	Clear	ITMW-16-201407
ITMW-17	4	7/30/2014	14.01	30.10	25.1	15:11	14.02	1.0	100	22.84	999	5.28	3.16	-8	0.18	0.00	Clear	ITMW-17-201407
ITMW-18	4	7/31/2014	9.87	30.71	23.2	09:25	9.93	1.7	100	20.90	1785	5.84	0.37	455.8	4.07	0.00	Clear	ITMW-18-201407
ITMW-19	4	7/31/2014	12.41	34.00	29.0	09:20	12.54	1.5	100	20.29	1204	6.08	1.16	160.4	2.94	0.00	Clear	ITMW-19-201407
ITMW-20	4	7/30/2014	13.79	32.28	24.8	13:00	14.13	1.6	100	21.58	715	6.58	1.83	158.4	0.63	0.30	Clear	ITMW-20-201407
ITMW-21	4	7/30/2014	12.51	33.00	29.0	15:50	12.85	1.0	100	20.45	2530	4.55	1.14	488.5	0.36	0.00	Clear	ITMW-21-201407
MW-22	4	7/30/2014	10.89	29.19	24.2	09:05	10.98	1.3	100	22.95	144	5.51	0.92	85.5	0.22	0.00	Clear	MW-22-201407
MW-25	4	7/31/2014	12.83	34.11	29.1	11:50	12.93	1.0	100	21.13	5282	5.55	6.79	379.2	3.31	0.11	Clear	MW-25-201407
MW-26	4	7/30/2014	13.63	37.00	29.5	10:56	13.88	1.0	100	20.83	1142	5.19	0.27	168.3	6.15	0.20	Clear	MW-26-201407
MW-27	2	7/30/2014	11.35	30.10	25.1	11:55	11.42	1.0	100	23.00	287	5.11	0.17	313.9	19.4	0.00	Clear	MW-27-201407
MW-28	2	7/30/2014	6.63	27.43	22.4	13:55	6.86	0.8	100	23.69	359	5.70	0.17	90.4	0.34	0.17	Clear	MW-28-201407
MW-29	2	7/30/2014	11.52	30.02	25.0	12:00	11.68	1.0	100	20.97	686	4.66	0.49	346.1	3.58	0.09	Clear	MW-29-201407
MW-31	0.75	7/30/2014	11.92	30.02	20.0	08:45	14.61	1.8	95	21.15	454	5.00	0.16	154.9	3.13	1.50	Clear	MW-31-201407
MW-32	0.75	7/29/2014	11.68	24.30	19.3	13:18	11.78	1.0	100	26.28	1133	4.66	0.41	593	1.29	0.01	Clear	MW-32-201407
MW-33	0.75	7/29/2014	10.87	25.62	20.6	15:20	11.8	1.8	100	26.10	731	4.97	0.88	147.8	1.77	0.00	Clear	MW-33-201407
MW-34	0.75	7/29/2014	10.21	28.58	25.0	17:15	11.01	2.0	100	26.66	1549	4.51	1.10	350.9	6.5	0.00	Light Brown	MW-34-201407
MW-35R	4	7/30/2014	9.38	32.35	27.3	09:35	9.95	1.2	100	20.40	20232	12.11	0.30	163	2.46	0.00	Light Yellow	MW-35R-201407
MW-36	0.75	7/29/2014	9.24	25.61	20.6	15:20	9.15	1.2	100	22.40	1415	4.85	0.15	168.3	8.87	0.00	Yellow	MW-36-201407

Notes:

ft btoc	feet below top of casing	mL/min	milliliters per minute
in	inches	mg/L	milligrams per liter
ORP	oxidation reduction potential	NTUs	nephelometric turbidity units
DO	dissolved oxygen	NM	not measured
(°C)	degrees Celcius	(µS/cm)	microsiemens per centimeter
mV	millivolts	--	color not noted
^	Well not sampled		

Tubing inlet depths based on estimated distance from total depth.

All wells gauged using electronic water level meter and purged using peristaltic pumps.

TABLE 4
SUMMARY OF FINAL WELL GROUND WATER FIELD PARAMETERS MEASUREMENTS - JULY 2014
Whirlpool Facility - Fort Smith, Arkansas

Location	Well Casing Diameter (in)	Date Sampled	Water Level prior to Purging (ft btoc)	Total Depth of Well Casing (ft)	Set Tubing Depth (ft)	Time Sampled	Water Level after Purging (ft btoc)	Purge Volume (Gallons)	Purge Rate (ml/min)	Temperature (^{o}C)	Specific Conductivity (µS/cm)	pH	DO (mg/L)	ORP (mV)	Turbidity (NTUs)	Ferrous Iron (mg/L)	Color	Sample ID
MW-38	0.75	7/31/2014	10.53	29.94	24.9	09:15	10.62	1.8	100	22.09	348	6.03	0.22	94.5	4.95	0.04	Clear	MW-38-201407
MW-39	0.75	7/29/2014	11.39	NM	18.0	12:05	12.44	0.9	100	20.70	1211	5.01	0.23	119.5	1.40	0.00	Clear	MW-39-201407
MW-40	0.75	7/29/2014	9.31	28.20	26.0	09:40	9.5	1	100	22.14	806	4.62	0.34	315.2	0.00	0.00	Clear	MW-40-201407
MW-41	0.75	7/30/2014	8.07	28.45	23.0	09:00	8.08	1.5	100	19.32	1351	5.41	0.42	113.5	5.00	3.30	Clear	MW-41-201407
MW-46R	0.75	7/29/2014	2.10	21.53	19.0	11:35	2.45	1	100	24.02	805	4.73	0.39	220.6	0.00	0.00	Clear	MW-46R-201407
MW-50	0.75	7/28/2014	4.01	18.10	18.0	14:50	18.01	0.8	50	26.26	1080	6.64	6.67	50.7	6.13	0.40	Clear	MW-50-201407
MW-56	0.75	7/29/2014	2.62	17.28	16.9	14:50	16.47	0.6	50	20.55	751	5.43	1.55	148.7	28.3	0.27	Light brown	MW-56-201407
MW-57	0.75	7/29/2014	2.42	18.98	16.5	15:40	Dry	0.6	50	23.29	1115	5.43	2.15	192.7	49.4	0.16	Light brown	MW-57-201407
MW-58	0.75	7/29/2014	0.00	17.63	15.1	12:25	0.88	1.4	100	20.13	944	4.97	0.12	116.1	1.07	0.66	Clear	MW-58-201407
MW-60	0.75	7/28/2014	3.95	16.47	11.5	17:00	13.68	0.5	50	26.12	1197	7.01	6.32	-5.3	12.6	1.20	Clear	MW-60-201407
MW-61	0.75	7/28/2014	6.29	15.36	12.9	17:10	Dry	1	75	22.50	637	6.39	1.04	135.5	184	0.18	Light brown	MW-61-201407
MW-62	0.75	7/29/2014	3.99	20.61	15.6	10:05	7.78	1.5	100	19.71	648	5.55	1.40	119.1	11.0	0.00	Clear	MW-62-201407
MW-63	0.75	7/28/2014	3.19	21.04	16.0	16:45	16.88	1.3	75	22.72	569	5.87	3.34	135.7	131.00	0.00	Light yellow	MW-63-201407
MW-65	2	7/30/2014	10.09	32.00	29.0	9:30	10.05	1.1	100	20.42	28015	12.63	9.83	302.1	3.70	0.00	Clear	MW-65-201407
MW-66	2	7/28/2014	3.70	17.30	14.8	16:40	3.85	0.8	100	24.18	743	5.72	1.11	78.6	10.90	0.00	Clear	MW-66-201407
MW-67	2	7/28/2014	1.40	13.40	10.9	14:40	6.92	0.9	100	24.93	832	6.38	3.67	59.8	5.24	0.00	Clear	MW-67-201407
MW-68	2	7/29/2014	5.83	20.34	15.3	14:32	5.97	0.95	100	23.14	1164	4.80	0.25	99.7	3.53	0.30	Clear	MW-68-201407
MW-71	2	7/29/2014	7.38	26.99	21.9	12:40	7.41	1.25	100	20.18	982	5.10	0.44	173.5	15.20	0.32	Clear	MW-71-201407
RW-69	4	7/29/2014	7.26	27.93	22.9	15:00	7.31	1.0	100	19.53	1035	5.09	0.36	159.4	7.20	0.98	Clear	RW-69-201407
IW-72	2	7/29/2014	7.98	26.90	21.9	15:20	7.81	0.8	100	23.87	935	5.52	2.15	745.6	10.4	0.43	Pink - light	IW-72-201407
IW-73	2	7/29/2014	7.51	29.60	24.6	10:25	7.53	1.5	100	20.66	877	5.89	0.41	-23.7	5.18	3.30	Slight brown tint	IW-73-201407
IW-74	2	7/29/2014	8.11	27.52	24.0	14:00	8.15	1	100	22.88	1129	5.79	0.46	113.8	0.45	0.00	Clear	IW-74-201407
IW-76	2	7/29/2014	8.42	28.12	23.1	10:10	8.43	1.75	100	18.95	2751	5.19	0.58	727.2	8.38	0.00	Clear	IW-76-201407
IW-77	2	7/29/2014	8.94	29.85	24.9	17:40	8.98	1.5	100	21.88	3667	6.74	0.60	264.4	19.80	0.00	Slightly yellow	IW-77-201407
IW-80	2	7/30/2014	9.34	29.62	24.6	9:35	9.41	1.75	100	19.84	4624	6.45	2.19	345.8	13.00	0.00	Slightly opaque brown/yellow	IW-80-201407

Notes:

ft btoc	feet below top of casing	mL/min	milliliters per minute
in	inches	mg/L	milligrams per liter
ORP	oxidation reduction potential	NTUs	nephelometric turbidity units
DO	dissolved oxygen	NM	not measured
(^{o}C)	degrees Celcius	(µS/cm)	microsiemens per centimeter
mV	millivolts	--	color not noted
^	Well not sampled		

All wells gauged using electronic water level meter and purged using peristaltic pumps.

Tubing inlet depths based on estimated distance from total depth.

TABLE 5
SUMMARY OF MONITORING WELL GROUND WATER SAMPLE ANALYTICAL RESULTS - 3RD QUARTER 2014
Whirlpool Corporation; Fort Smith, AR

Location		ITMW-1	ITMW-1	ITMW-7	ITMW-9	ITMW-9	ITMW-10	ITMW-11	ITMW-12	ITMW-13	ITMW-14	ITMW-15	ITMW-15	ITMW-17	ITMW-18	ITMW-19	ITMW-21
ENVIRON Sample ID		ITMW-1-201407	DUP-5-201407	ITMW-7-201407	ITMW-9-201407	DUP-6-201407	ITMW-10-201407	ITMW-11-201407	ITMW-12-201407	ITMW-13-201407	ITMW-14-201407	ITMW-15-201407	DUP-4-201407	ITMW-17-201407	ITMW-18-201407	ITMW-19-201407	ITMW-21-201407
Lab Sample ID(s)	Remedial Action Levels per ADEQ RADD Issued Dec 2013	083LG-27, 129020004, 129470010, 60174754003	60174754004	083LG-34, 129020011, 129470019 60174754012	083LG-32, 129020009, 129470001, 60174754009	60174754010	083LG-33, 129020010, 129470020, 60174754011	129470017, 083LG-53, 129020029, 60174844005	129460007, 083LG-50, 129020026, 60174844002	083LG-29, 129020006, 129460013, 60174754006	083LG-40, 129020016, 129460008, 60174754018	083LG-41, 129020017, 129470018, 60174754019	60174754020	083LG-28, 129020005, 129470004, 60174754005	129460011, 083LG-49, 129020025, 60174844001	129470023, 083LG-51, 129020027, 129470011, 60174844003	083LG-45, 129020021, 129470021, 60174754024
Sample Method		Low Flow	Low Flow	Low Flow	Low Flow	Low Flow	Low Flow	Low Flow	Low Flow	Low Flow	Low Flow	Low Flow	Low Flow	Low Flow	Low Flow	Low Flow	Low Flow
Sample Date		07/30/2014	07/30/2014	07/30/2014	07/30/2014	07/30/2014	07/30/2014	07/31/2014	07/31/2014	07/30/2014	07/30/2014	07/30/2014	07/30/2014	07/30/2014	07/31/2014	07/31/2014	07/30/2014
Comments			Field Duplicate			Field Duplicate							Field Duplicate				
Volatile Organic Compounds																	
Acetone	12000	U (10)	U (10)	U (10)	U (10)	U (10)	U (10)	U (10)	U (10)	U (10)	U (10)	U (10)	U (10)	U (10)	24.6 (10)	U (10)	U (10)
Bromodichloromethane	80	U (5)	U (5)	U (5)	U (5)	U (5)	U (5)	U (5)	U (5)	U (5)	U (5)	U (5)	U (5)	U (5)	U (5)	U (5)	U (5)
Bromoform	80	U (5)	U (5)	U (5)	U (5)	U (5)	U (5)	U (5)	U (5)	U (5)	U (5)	U (5)	U (5)	U (5)	U (5)	U (5)	U (5)
Bromomethane	7.0	U (7)	U (7)	U (7)	U (7)	U (7)	U (7)	U (7)	U (7)	U (7)	U (7)	U (7)	U (7)	U (7)	4.2 J (7)	U (7)	U (7)
2-Butanone	4900	U (10)	U (10)	U (10)	U (10)	U (10)	U (10)	U (10)	U (10)	U (10)	U (10)	U (10)	U (10)	U (10)	U (10)	U (10)	U (10)
Carbon Disulfide	720	U (10)	U (10)	U (10)	U (10)	U (10)	U (10)	U (10)	U (10)	U (10)	U (10)	U (10)	U (10)	U (10)	U (10)	U (10)	U (10)
Chlorobenzene	100	U (5)	U (5)	0.57 J (5)	U (5)	U (5)	U (5)	U (5)	U (5)	U (5)	U (5)	U (5)	U (5)	U (5)	U (5)	U (5)	U (5)
Chloroethane	12000	U (10)	U (10)	U (10)	U (10)	U (10)	U (10)	U (10)	U (10)	U (10)	U (10)	U (10)	U (10)	U (10)	U (10)	U (10)	U (10)
Chloroform	80	U (5)	U (5)	U (5)	U (5)	U (5)	U (5)	1.4 J (5)	0.55 J (5)	U (5)	U (5)	0.57 J (5)	0.62 J (5)	0.67 J (5)	2.5 J (5)	4 J (5)	U (5)
Chloromethane	190	U (10)	U (10)	U (10)	U (10)	U (10)	U (10)	U (10)	U (10)	U (10)	U (10)	U (10)	U (10)	U (10)	3.7 J (10)	U (10)	U (10)
Dibromochloromethane	80	U (5)	U (5)	U (5)	U (5)	U (5)	U (5)	U (5)	U (5)	U (5)	U (5)	U (5)	U (5)	U (5)	U (5)	U (5)	U (5)
1,1-Dichloroethane	2.4	0.82 J (2.4)	0.78 J (2.4)	U (2.4)	U (2.4)	U (2.4)	2.9 (2.4)	0.78 J (2.4)	U (2.4)	U (2.4)	U (2.4)	U (2.4)	U (2.4)	U (2.4)	1.8 J (2.4)	U (2.4)	U (2.4)
1,2-Dichloroethane	5.0	U (5)	U (5)	U (5)	U (5)	U (5)	U (5)	U (5)	U (5)	U (5)	U (5)	U (5)	U (5)	U (5)	U (5)	U (5)	U (5)
1,1-Dichloroethene	7.0	U (5)	U (5)	U (5)	0.74 J (5)	0.84 J (5)	4.1 J (5)	2.3 J (5)	2.1 J (5)	U (5)	U (5)	5.1 (5)	5 J (5)	2.7 J (5)	22.9 (5)	21.8 (5)	U (5)
cis-1,2-Dichloroethene	70	5.4 (5)	5.7 (5)	11.2 (5)	44.4 (5)	43.9 (5)	38.3 (5)	156 (5)	173 (125)	27.5 (5)	9.2 (5)	82.5 (5)	82.8 (5)	64.7 (5)	139 (5)	85.5 (5)	U (5)
trans-1,2-Dichloroethene	100	U (5)	U (5)	U (5)	U (5)	U (5)	U (5)	1.1 J (5)	1.3 J (5)	U (5)	U (5)	0.64 J (5)	0.64 J (5)	U (5)	22 (5)	0.58 J (5)	U (5)
Methylene Chloride	5.0	U (5)	U (5)	U (5)	U (5)	U (5)	U (5)	1.5 J (5)	U (5)	U (5)	U (5)	U (5)	U (5)	U (5)	0.59 J (5)	U (5)	U (5)
1,1,2,2-Tetrachloroethane	0.066	U (1)	U (1)	U (1)	U (1)	U (1)	U (1)	U (1)	U (1)	U (1)	U (1)	U (1)	U (1)	U (1)	3 (1)	U (1)	U (1)
Tetrachloroethene	5.0	U (5)	U (5)	U (5)	U (5)	U (5)	0.64 J (5)	2.4 J (5)	1.6 J (5)	U (5)	24.5 (5)	U (5)	U (5)	0.56 J (5)	2.4 J (5)	2.7 J (5)	U (5)
Toluene	1000	U (5)	U (5)	U (5)	U (5)	U (5)	0.62 J (5)	0.59 J (5)	U (5)	U (5)	U (5)	U (5)	U (5)	U (5)	U (5)	U (5)	U (5)
1,1,1-Trichloroethane	200	U (5)	U (5)	U (5)	U (5)	U (5)	U (5)	U (5)	U (5)	U (5)	U (5)	U (5)	U (5)	U (5)	U (5)	U (5)	U (5)
1,1,2-Trichloroethane	5.0	U (5)	U (5)	U (5)	U (5)	U (5)	U (5)	U (5)	U (5)	U (5)	U (5)	U (5)	U (5)	U (5)	0.64 J (5)	0.68 J (5)	U (5)
Trichloroethene	5.0	8.9 (5)	9.2 (5)	36.7 (5)	141 (5)	143 (5)	273 (25)	7380 (250)	2710 (125)	36.5 (5)	4 J (5)	1820 (50)	1850 (50)	2260 (250)	5360 (500)	13300 (500)	9.4 (5)
Vinyl Chloride	2.0	U (2)	U (2)	U (2)	0.53 J (2)	0.54 J (2)	1.8 J (2)	6.9 (2)	13.6 (2)	U (2)	U (2)	3.1 (2)	3 (2)	U (2)	1.6 J (2)	0.96 J (2)	U (2)
Metals																	
Iron	NE	U (50)	NM	U (50)	30.1 J (50)	NM	U (50)	236 (50)	26.5 J (50)	30 J (50)	503 (50)	249 (50)	NM	U (50)	46.7 J (50)	U (50)	43.7 J (50)
Manganese	NE	6.5 (5)	NM	88.8 (5)	111 (5)	NM	46.3 (5)	74.9 (5)	39.5 (5)	4.2 J (5)	13.6 (5)	15 (5)	NM	117 (5)	12.1 (5)	91 (5)	621 (5)
Monitored Natural Attenuation Parameters (Laboratory)																	
Acetic acid	NE	5000 U (5000)	NM	5000 U (5000)	5000 U (5000)	NM	5000 U (5000)	5000 U (5000)	5000 U (5000)	5000 U (5000)	5000 U (5000)	5000 U (5000)	NM	5000 U (5000)	5000 U (5000)	5000 U (5000)	5000 U (5000)
Acetylene	NE	0.5 U (0.5)	NM	0.5 U (0.5)	0.5 U (0.5)	NM	0.5 U (0.5)	0.5 U (0.5)	0.5 U (0.5)	0.5 U (0.5)	0.5 U (0.5)	0.5 U (0.5)	NM	0.5 U (0.5)	0.5 U (0.5)	0.5 U (0.5)	0.5 U (0.5)
Total Alkalinity	NE	72300 (20000)	NM	12800 J (20000)	38600 (20000)	NM	104000 (20000)	93400 (20000)	82300 (20000)	71800 (20000)	44300 (20000)	179000 (20000)	NM	14600 J (20000)	67600 (20000)	105000 (20000)	22300 (20000)
Ammonia	NE	U (100)	NM	160 M1 (100)	U (100)	NM	U (100)	U (100)	U (100)	U (100)	U (100)	U (100)	NM	U (100)	U (100)	U (100)	U (100)
Bicarbonate Alkalinity	NE	72300 (20000)	NM	12800 J (20000)	38600 (20000)	NM	104000 (20000)	93400 (20000)	82300 (20000)	71800 (20000)	44300 (20000)	179000 (20000)	NM	14600 J (20000)	67600 (20000)	105000 (20000)	22300 (20000)
Butyric acid	NE	5000 U (5000)	NM	5000 U (5000)	5000 U (5000)	NM	5000 U (5000)	5000 U (5000)	5000 U (5000)	5000 U (5000)	5000 U (5000)	5000 U (5000)	NM	5000 U (5000)	5000 U (5000)	5000 U (5000)	5000 U (5000)
Carbon Dioxide	NE	192000	NM	0	395000	NM	868000	192000	197000	210000	179000	180000	NM	0	255000	267000	1270000
Organic Carbon (total)	NE	U (1000)	NM	U (1000)	730 J (1000)	NM	1200 (1000)	670 J (1000)	670 J (1000)	U (1000)	610 J (1000)	U (1000)	NM	U (1000)	720 J (1000)	U (1000)	U (1000)
Carbonate Alkalinity (as CaCO3)	NE	U (20000)	NM	U (20000)	U (20000)	NM	U (20000)	U (20000)	U (20000)	U (20000)	U (20000)	U (20000)	NM	U (20000)	U (20000)	U (20000)	U (20000)
Chloride	NE	90700 (10000)	NM	259000 (50000)	108000 (10000)	NM	117000 (10000)	16500 (1000)	24300 (2000)	23000 (2000)	8200 (1000)	167000 (20000)	NM	278000 (50000)	130000 (20000)	274000 (50000)	750000 (100000)
2-Chloroethanol	NE	U (10000)	NM	U (10000)	U (10000)	NM	U (10000)	U (10000)	U (10000)	U (10000)	U (10000)	U (10000)	NM	U (10000)	U (10000)	U (10000)	U (10000)
Lactic Acid	NE	25000 U (25000)	NM	25000 U (25000)	25000 U (25000)	NM	25000 U (25000)	25000 U (25000)	25000 U (25000)	25000 U (25000)	25000 U (25000)	25000 U (25000)	NM	25000 U (25000)	25000 U (25000)	25000 U (25000)	25000 U (25000)
Nitrogen	NE	730 (100)	NM	2800 (100)	20300 (500)	NM	5600 (200)	240 (100)	220 (100)	170 (100)	400 (100)	770 (100)	NM	110 (100)	2700 (100)	1900 (100)	15 J (100)
Nitrogen, Nitrate (As N)	NE	730 (100)	NM	2800 (100)	20300 (500)	NM	5600 (200)	240 (100)	220 (100)	170 (100)	400 (100)	770 (100)	NM	110 (100)	2700 (100)	1900 (100)	U (100)
Nitrogen, Nitrite	NE	U (100)	NM	U (100)	U (500)	NM	U (200)	U (100)	U (100)	U (100)	U (100)	U (100)	NM	U (100)	U (100)	U (100)	U (100)
pH [STD Units]	NE	6 (0.1)	NM	5 (0.1)	5.3 (0.1)	NM	5.4 (0.1)	6.2 (0.1)	6.1 (0.1)	6 (0.1)	5.8 (0.1)	7.2 (0.1)	NM	5.3 (0.1)	5.8 (0.1)	6.1 (0.1)	4.6 (0.1)
Phosphates (total)	NE	U (30)	NM	U (30)	U (30)	NM	U (30)	25 J (30)	U (30)	U (30)	32 (30)	U (30)	NM	U (30)	32 (30)	U (30)	170 (30)
Propionic Acid	NE	5000 U (5000)	NM	5000 U (5000)	5000 U (5000)	NM	5000 U (5000)	5000 U (5000)	5000 U (5000)	5000 U (5000)	5000 U (5000)	5000 U (5000)	NM	5000 U (5000)	5000 U (5000)	5000 U (5000)	5000 U (5000)
Pyruvic Acid	NE	10000 U (10000)	NM	10000 U (10000)	10000 U (10000)	NM	10000 U (10000)	10000 U (10000)	10000 U (10000)	10000 U (10000)	10000 U (10000)	10000 U (10000)	NM	10000 U (10000)	10000 U (10000)	10000 U (10000)	10000 U (10000)
Sulfide (total)	NE	U (50)	NM	U (50)	U (50)	NM	U (50)	U (50)	U (50)	U (50)	U (50)	U (50)	NM	U (50)	U (50)	U (50)	U (50)
Sulfate	NE	21700 (2000)	NM	10700 (1000)	23000 (2000)	NM	33600 (5000)	18500 (1000)	12700 (1000)	6900 (1000)	9500 (1000)	7200 (1000)	NM	7300 (1000)	205000 (20000)	7700 (1000)	7400 (1000)
Gases																	
Methane	NE	0.1 U (0.1)	NM	0.98 (0.1)	2.3 (0.1)	NM	2.4 (0.1)	13 (0.1)	61 (0.1)	1.2 (0.1)	0.36 (0.1)	4.4 (0.1)	NM	9 (0.1)	1.4 (0.1)	0.49 (0.1)	0.64 (0.1)
Ethane	NE	0.025 U (0.025)	NM	0.025 U (0.025)	0.025 U (0.025)	NM	0.046 (0.025)	0.18 (0.025)	2.4 (0.025)	0.13 (0.025)	0.025 U (0.025)	0.62 (0.025)	NM	0.66 (0.025)	0.28 (0.025)	0.093 (0.025)	0.025 U (0.025)
Ethene	NE	0.025 U (0.025)	NM	0.13 (0.025)	0.025 U (0.025)	NM	0.025 U (0.025)	0.025 U (0.025)	0.032 (0.025)	0.025 U (0.025)	0.025 U (0.025)	0.04 (0.025)	NM	0.025 U (0.025)	0.054 (0.025)	0.025 U (0.025)	0.025 U (0.025)
Hydrogen [NM] [4+]	NE	3.1 (0.6)	NM	5.4 (2.4)	1.5 (0.6)	NM	3.2 (0.6)	2.4 (0.6)	2.4 (0.6)	2.2 (0.6)	6.4 (1.2)	2.4 (0.6)	NM	3 (0.6)	3 (0.6)	3.1 (0.6)	3.2 (0.6)
Molecular Analyses																	
BAV1 Vinyl Chloride Reductase [cells/mL]	NE	U (0.5)	NM	U (0.5)	U (0.5)	NM	U (0.5)	U (0.5)	U (0.5)	U (0.5)	U (0.6)	U (0.5)	NM	U (0.5)	1 (0.5)	U (0.5)	U (0.5)
Dehalocaccoides (DHC) [cells/mL]	NE	7.8 (0.5)	NM	U (0.5)	U (0.5)	NM	6.6 (0.5)	0.6 (0.5)	1 (0.5)	3.9 (0.5)	U (0.6)	2.1 (0.5)	NM	U (0.5)	1.4 (0.5)	U (0.5)	1.7 (0.5)
tceA Reductase [cells/mL]	NE	0.7 (0.5)	NM	U (0.5)	U (0.5)	NM	U (0.5)	U (0.5)	U (0.5)	U (0.5)	U (0.6)	U (0.5)	NM	U (0.5)	U (0.5)	U (0.5)	U (0.5)
Vinyl Chloride Reductase (vrcA) [cells/mL]	NE	U (0.5)	NM	U (0.5)	U (0.5)	NM	U (0.5)	U (0.5)	U (0.5)	U (0.5)	U (0.6)	U (0.5)	NM	U (0.5)	U (0.5)	U (0.5)	U (0.5)

Notes:
1 All concentrations are presented in ug/L except where noted.
2 Only compounds with at least one detection are shown.
3 Concentrations that exceed the ALs for Fort Smith ADEQ RADD Issued Dec 2013 are double underlined.
4 Concentration presented in nM = nanomolar. Sampling Method - Bubble Strip.

Abbreviations:
U -- Not Detected
J -- Estimated Concentration
( ) -- Reporting Limit
* -- Sampled on different day than other parameters with different method
RADD -- Remedial Action Decision Document
ADEQ -- Arkansas Department of Environmental Quality
ug/L -- micrograms per Liter
mL -- milliliters
NE -- Not Established
NM -- Not Measured

Onsite Wells
Offsite Wells
Plume Boundary Wells

TABLE 5
SUMMARY OF MONITORING WELL GROUND WATER SAMPLE ANALYTICAL RESULTS - 3RD QUARTER 2014
Whirlpool Corporation; Fort Smith, AR

Location		ITMW-21	IW-80	MW-25	MW-32	MW-33	MW-34	MW-35R	MW-38	MW-65	ITMW-2	ITMW-4	ITMW-6	ITMW-16	ITMW-20	IW-72	MW-22
ENVIRON Sample ID		DUP-3-201407	IW-80-201407	MW-25-201407	MW-32-201407	MW-33-201407	MW-34-201407	MW-35R-201407	MW-38-201407	MW-65-201407	ITMW-2-201407	ITMW-4-201407	ITMW-6-201407	ITMW-16-201407	ITMW-20-201407	IW-72-201407	MW-22-201407
Lab Sample ID(s)	Remedial Action Levels per ADEQ RADD Issued Dec 2013	60174754025	129470008, 083LG-43, 129020019, 60174754022	129470009, 083LG-54, 129020030, 129460012, 60174844006	083LG-7, 129100007, 129470002	083LG-6, 129100006, 129470022	083LG-19, 129460017	129460006, 083LG-36, 129020012, 60174754014	129470024, 083LG-52, 129020028, 60174844004	129460005, 083LG-44, 129020020, 60174754023	083LG-26, 129020003, 129470006, 60174754002	083LG-48, 129020024, 129470014, 60174754036	083LG-35, 129020031, 129470015, 60174754013	083LG-46, 129020022, 129470016, 60174754027	083LG-31, 129020008, 60174754008	083LG-15, 129100015, 129460002	083LG-25, 129020002, 60174754001, 129460015
Sample Method		Low Flow	Low Flow	Low Flow	Low Flow	Low Flow	Low Flow	Low Flow	Low Flow	Low Flow	Low Flow	Low Flow	Low Flow	Low Flow	Low Flow	Low Flow	Low Flow
Sample Date		07/30/2014	07/30/2014	07/31/2014	07/29/2014	07/29/2014	07/29/2014	07/30/2014	07/31/2014	07/30/2014	07/30/2014	07/30/2014	07/30/2014	07/30/2014	07/30/2014	07/29/2014	07/30/2014
Comments		Field Duplicate															
Volatile Organic Compounds																	
Acetone	12000	U (10)	195 (10)	537 (10)	U (10)	U (10)	11.2 (10)	184 (10)	U (10)	589 (10)	U (10)	U (10)	U (10)	U (10)	U (10)	U (10)	U (10)
Bromodichloromethane	80	U (5)	U (5)	2.7 J (5)	U (5)	U (5)	U (5)	U (5)	U (5)	U (5)	U (5)	U (5)	U (5)	U (5)	U (5)	U (5)	U (5)
Bromoform	80	U (5)	1.8 J (5)	0.82 J (5)	U (5)	U (5)	3.7 J (5)	U (5)	U (5)	1.8 J (5)	U (5)	U (5)	U (5)	U (5)	U (5)	1.6 J (5)	U (5)
Bromomethane	7.0	U (7)	U (7)	U (7)	U (7)	U (7)	3.8 J (7)	3 J (7)	U (7)	6.6 J (7)	U (7)	U (7)	U (7)	U (7)	U (7)	U (7)	U (7)
2-Butanone	4900	U (10)	U (10)	18.6 (10)	U (10)	U (10)	U (10)	U (10)	U (10)	U (10)	U (10)	U (10)	U (10)	U (10)	U (10)	U (10)	U (10)
Carbon Disulfide	720	U (10)	U (10)	2.8 J (10)	U (10)	U (10)	U (10)	U (10)	U (10)	U (10)	U (10)	U (10)	U (10)	U (10)	U (10)	U (10)	U (10)
Chlorobenzene	100	U (5)	U (5)	U (5)	U (5)	U (5)	U (5)	U (5)	U (5)	U (5)	U (5)	1.1 J (5)	U (5)	U (5)	U (5)	U (5)	U (5)
Chloroethane	12000	U (10)	U (10)	U (10)	U (10)	U (10)	U (10)	U (10)	1.2 J (10)	U (10)	U (10)	U (10)	U (10)	U (10)	U (10)	U (10)	U (10)
Chloroform	80	U (5)	U (5)	21.6 (5)	U (5)	U (5)	U (5)	U (5)	U (5)	U (5)	U (5)	U (5)	U (5)	U (5)	U (5)	U (5)	U (5)
Chloromethane	190	U (10)	0.62 J (10)	4.2 J (10)	U (10)	U (10)	2.8 J (10)	4.6 J (10)	U (10)	4.6 J (10)	U (10)	U (10)	U (10)	U (10)	U (10)	U (10)	U (10)
Dibromochloromethane	80	U (5)	U (5)	U (5)	U (5)	U (5)	U (5)	U (5)	U (5)	U (5)	U (5)	U (5)	U (5)	U (5)	U (5)	U (5)	U (5)
1,1-Dichloroethane	2.4	U (2.4)	U (2.4)	7.2 (2.4)	U (2.4)	U (2.4)	U (2.4)	U (2.4)	U (2.4)	U (2.4)	U (2.4)	U (2.4)	4.4 (2.4)	U (2.4)	U (2.4)	U (2.4)	U (2.4)
1,2-Dichloroethane	5.0	U (5)	U (5)	1.8 J (5)	U (5)	U (5)	U (5)	U (5)	U (5)	U (5)	U (5)	U (5)	U (5)	U (5)	U (5)	U (5)	U (5)
1,1-Dichloroethene	7.0	U (5)	U (5)	7.3 (5)	U (5)	2.1 J (5)	U (5)	U (5)	27.1 (5)	U (5)	U (5)	U (5)	0.73 J (5)	U (5)	U (5)	U (5)	U (5)
cis-1,2-Dichloroethene	70	U (5)	0.85 J (5)	2310 J (5000)	1 J (5)	20.8 (5)	1.7 J (5)	2.8 J (5)	637 (125)	U (5)	U (5)	4.6 J (5)	6.7 (5)	U (5)	U (5)	U (5)	U (5)
trans-1,2-Dichloroethene	100	U (5)	U (5)	428 (5)	U (5)	U (5)	U (5)	U (5)	6.7 (5)	U (5)	U (5)	U (5)	U (5)	U (5)	U (5)	U (5)	U (5)
Methylene Chloride	5.0	U (5)	U (5)	10.7 (5)	U (5)	U (5)	U (5)	U (5)	U (5)	U (5)	U (5)	2.1 J (5)	U (5)	U (5)	U (5)	U (5)	U (5)
1,1,2,2-Tetrachloroethane	0.066	U (1)	U (1)	114 (1)	U (1)	U (1)	U (1)	U (1)	U (1)	U (1)	U (1)	U (1)	U (1)	U (1)	U (1)	U (1)	U (1)
Tetrachloroethene	5.0	U (5)	U (5)	33.8 (5)	U (5)	U (5)	U (5)	U (5)	U (5)	U (5)	U (5)	U (5)	U (5)	U (5)	U (5)	U (5)	U (5)
Toluene	1000	U (5)	U (5)	1.5 J (5)	U (5)	U (5)	U (5)	U (5)	U (5)	U (5)	U (5)	U (5)	U (5)	U (5)	U (5)	U (5)	U (5)
1,1,1-Trichloroethane	200	U (5)	U (5)	25.3 (5)	U (5)	U (5)	U (5)	U (5)	U (5)	U (5)	U (5)	U (5)	U (5)	U (5)	U (5)	U (5)	U (5)
1,1,2-Trichloroethane	5.0	U (5)	U (5)	3.2 J (5)	U (5)	U (5)	U (5)	U (5)	U (5)	U (5)	U (5)	U (5)	U (5)	U (5)	U (5)	U (5)	U (5)
Trichloroethene	5.0	9.3 (5)	25.6 (5)	71700 (5000)	37.2 (5)	1600 (50)	78.2 (5)	64.7 (5)	1720 (125)	17.1 (5)	U (5)	2.8 J (5)	4.4 J (5)	U (5)	U (5)	U (5)	U (5)
Vinyl Chloride	2.0	U (2)	U (2)	230 (2)	U (2)	0.59 J (2)	U (2)	U (2)	197 (2)	U (2)	U (2)	U (2)	U (2)	U (2)	U (2)	U (2)	U (2)
Metals																	
Iron	NE	NM	366 (50)	3450 (50)	37.7 J (50)	66.8 (50)	300 (50)	134 (50)	3110 (50)	318 (50)	37.4 J (50)	6380 (50)	89 (50)	265 (50)	U (50)	327 (50)	U (50)
Manganese	NE	NM	70.9 (5)	268 (5)	423 (5)	109 (5)	302 (5)	211 (5)	3570 (5)	373 (25)	40.1 (5)	3450 (5)	18 (5)	69.3 (5)	3.3 J (5)	4920 (5)	101 (5)
Monitored Natural Attenuation Parameters (Laboratory)																	
Acetic acid	NE	NM	5000 U (5000)	5000 U (5000)	5000 U (5000)	5000 U (5000)	NA	5000 U (5000)	5000 U (5000)	5000 U (5000)	5000 U (5000)	5000 U (5000)	5000 U (5000)	5000 U (5000)	5000 U (5000)	5000 U (5000)	5000 U (5000)
Acetylene	NE	NM	0.5 U (0.5)	1.3 (0.5)	0.5 U (0.5)	0.5 U (0.5)	NA	0.5 U (0.5)	0.5 U (0.5)	0.5 U (0.5)	0.5 U (0.5)	0.5 U (0.5)	0.5 U (0.5)	0.5 U (0.5)	0.5 U (0.5)	0.5 U (0.5)	0.5 U (0.5)
Total Alkalinity	NE	NM	206000 (20000)	81100 (20000)	8200 J (20000)	13600 J (20000)	7700 J (20000)	2550000 (60000)	101000 (20000)	2680000 (60000)	78800 (20000)	91400 (20000)	134000 (20000)	52800 (20000)	149000 (20000)	112000 (20000)	51700 (20000)
Ammonia	NE	NM	310 (100)	400 (100)	U (100)	U (100)	110 (100)	2100 (100)	U (100)	2000 (100)	U (100)	280 (100)	U (100)	U (100)	U (100)	23 J (100)	U (100)
Bicarbonate Alkalinity	NE	NM	206000 (20000)	81100 (20000)	8200 J (20000)	13600 J (20000)	7700 J (20000)	U (60000)	101000 (20000)	U (60000)	78800 (20000)	91400 (20000)	134000 (20000)	52800 (20000)	149000 (20000)	112000 (20000)	51700 (20000)
Butyric acid	NE	NM	5000 U (5000)	5000 U (5000)	5000 U (5000)	5000 U (5000)	NA	5000 U (5000)	5000 U (5000)	5000 U (5000)	5000 U (5000)	5000 U (5000)	5000 U (5000)	5000 U (5000)	5000 U (5000)	5000 U (5000)	5000 U (5000)
Carbon Dioxide	NE	NM	328000	528000	0	0	0	589000	277000	328000	242000	193000	734000	222000	210000	773000	365000
Organic Carbon (total)	NE	NM	870 J (1000)	13000 (1000)	U (1000)	U (1000)	U (1000)	28500 (2000)	2000 (1000)	10300 (1000)	U (1000)	9900 (1000)	520 J (1000)	3100 (1000)	U (1000)	U (1000)	530 J (1000)
Carbonate Alkalinity (as CaCO3)	NE	NM	U (20000)	U (20000)	U (20000)	U (20000)	U (20000)	1340000 (60000)	U (20000)	745000 (60000)	U (20000)	U (20000)	U (20000)	U (20000)	U (20000)	U (20000)	U (20000)
Chloride	NE	NM	195000 (20000)	513000 (100000)	305000 B (50000)	194000 (10000)	268000 (20000)	274000 (50000)	19000 (2000)	353000 (50000)	153000 (20000)	9200 (1000)	142000 (10000)	1700 (1000)	107000 (10000)	224000 (20000)	14300 (1000)
2-Chloroethanol	NE	NM	U (10000)	U (10000)	U (10000)	U (10000)	U (10000)	U (10000)	U (10000)	U (10000)	U (10000)	U (10000)	U (10000)	U (10000)	U (10000)	U (10000)	U (10000)
Lactic Acid	NE	NM	25000 U (25000)	25000 U (25000)	25000 U (25000)	25000 U (25000)	NA	25000 U (25000)	25000 U (25000)	25000 U (25000)	25000 U (25000)	25000 U (25000)	25000 U (25000)	25000 U (25000)	25000 U (25000)	25000 U (25000)	25000 U (25000)
Nitrogen	NE	NM	780 (100)	340 (100)	140 (100)	2000 (100)	350 (100)	1700 (100)	U (100)	3100 M1 (100)	850 (100)	U (100)	22700 (500)	1800 (100)	1200 (100)	760 (100)	U (100)
Nitrogen, Nitrate (As N)	NE	NM	780 (100)	330 (100)	140 (100)	2000 (100)	350 (100)	1500 (100)	U (100)	2700 M1 (100)	850 (100)	U (100)	22700 (500)	1800 (100)	1200 (100)	760 (100)	U (100)
Nitrogen, Nitrite	NE	NM	U (100)	U (100)	U (100)	U (100)	U (100)	280 (100)	U (100)	460 M1 (100)	U (100)	U (100)	U (500)	U (100)	U (100)	U (100)	U (100)
pH [STD Units]	NE	NM	6.4 (0.1)	5.6 (0.1)	4.7 (0.1)	5 (0.1)	4.5 (0.1)	12.1 (0.1)	6 (0.1)	12.6 (0.1)	6 (0.1)	6.2 (0.1)	5.6 (0.1)	5.8 (0.1)	6.6 (0.1)	5.5 (0.1)	5.5 (0.1)
Phosphates (total)	NE	NM	5500 (300)	25 J (30)	28 J (30)	32 (30)	66 (30)	5500 (300)	32 (30)	U (30)	U (30)	350 (30)	170 (30)	32 (30)	U (30)	310 (30)	U (30)
Propionic Acid	NE	NM	5000 U (5000)	5000 U (5000)	5000 U (5000)	5000 U (5000)	NA	5000 U (5000)	5000 U (5000)	5000 U (5000)	5000 U (5000)	5000 U (5000)	5000 U (5000)	5000 U (5000)	5000 U (5000)	5000 U (5000)	5000 U (5000)
Pyruvic Acid	NE	NM	10000 U (10000)	10000 U (10000)	10000 U (10000)	10000 U (10000)	NA	10000 U (10000)	10000 U (10000)	10000 U (10000)	10000 U (10000)	10000 U (10000)	10000 U (10000)	10000 U (10000)	10000 U (10000)	10000 U (10000)	10000 U (10000)
Sulfide (total)	NE	NM	U (50)	U (50)	U (50)	U (50)	U (50)	U (50)	U (50)	U (50)	U (50)	U (50)	U (50)	U (50)	U (50)	U (250)	U (50)
Sulfate	NE	NM	467000 (50000)	733000 (100000)	7400 (1000)	4700 (1000)	133000 (10000)	5500000 (500000)	21300 (2000)	3760000 (500000)	19500 (1000)	18000 (2000)	82000 (10000)	52100 (10000)	16900 (1000)	8600 (1000)	10800 (1000)
Gases																	
Methane	NE	NM	0.93 (0.1)	110 (0.1)	11 (0.1)	0.55 (0.1)	NA	12 (0.1)	24 (0.1)	6.7 (0.1)	34 (0.1)	88 (0.1)	0.53 (0.1)	0.39 (0.1)	0.1 U (0.1)	0.66 (0.1)	5.4 (0.1)
Ethane	NE	NM	0.066 (0.025)	17 (0.025)	0.025 U (0.025)	0.033 (0.025)	NA	0.22 (0.025)	0.34 (0.025)	0.11 (0.025)	0.025 U (0.025)	0.16 (0.025)	0.026 (0.025)	0.025 U (0.025)	0.025 U (0.025)	0.062 (0.025)	0.043 (0.025)
Ethene	NE	NM	0.084 (0.025)	0.16 (0.025)	0.025 U (0.025)	0.025 U (0.025)	NA	0.1 (0.025)	46 (0.025)	0.025 U (0.025)	0.12 (0.025)	0.25 (0.025)	0.025 U (0.025)	0.032 (0.025)	0.025 U (0.025)	0.025 U (0.025)	0.025 U (0.025)
Hydrogen [NM] [4+]	NE	NM	71 (2.4)	2.6 (0.6)	2.6 (0.6)	14 (0.6)	8.2 (0.6)	4500 (120)	3.9 (0.6)	220 (30)	3 (0.6)	2.4 (0.6)	2.4 (0.6)	3 (0.6)	8.6 (0.6)	2.4 (0.6)	2.9 (0.6)
Molecular Analyses																	
BAV1 Vinyl Chloride Reductase [cells/mL]	NE	NM	U (0.5)	U (0.5)	U (0.5)	U (0.5)	U (0.5)	U (0.5)	117000 (0.5)	U (0.5)	U (0.5)	U (0.5)	U (0.5)	U (0.5)	U (0.5)	U (0.5)	U (0.5)
Dehalocaccoides (DHC) [cells/mL]	NE	NM	U (0.5)	U (0.5)	0.2 J (0.5)	8.6 (0.5)	4.4 (0.5)	U (0.5)	256000 (0.5)	U (0.5)	6.5 (0.5)	2.1 (0.5)	4.7 (0.5)	6.3 (0.5)	1.7 (0.5)	3.3 (0.5)	692 (0.5)
tceA Reductase [cells/mL]	NE	NM	U (0.5)	U (0.5)	U (0.5)	0.6 (0.5)	1.2 (0.5)	U (0.5)	U (0.5)	U (0.5)	0.3 J (0.5)	U (0.5)	0.617 (0.5)	U (0.5)	U (0.5)	0.2 J (0.5)	U (0.5)
Vinyl Chloride Reductase (vrcA) [cells/mL]	NE	NM	U (0.5)	U (0.5)	U (0.5)	0.2 J (0.5)	U (0.5)	U (0.5)	U (0.5)	U (0.5)	U (0.5)	U (0.5)	U (0.5)	U (0.5)	U (0.5)	U (0.5)	U (0.5)

Notes:
1 All concentrations are presented in ug/L except where noted.
2 Only compounds with at least one detection are shown.
3 Concentrations that exceed the ALs for Fort Smith ADEQ RADD Issued Dec 2013 are double underlined.
4 Concentration presented in nM = nanomolar. Sampling Method - Bubble Strip.

Abbreviations:
U -- Not Detected
J -- Estimated Concentration
( ) -- Reporting Limit
* -- Sampled on different day than other parameters with different method
RADD -- Remedial Action Decision Document
ADEQ -- Arkansas Department of Environmental Quality
ug/L -- micrograms per Liter
mL -- milliliters
NE -- Not Established
NM -- Not Measured

Onsite Wells
Offsite Wells
Plume Boundary Wells

TABLE 5
SUMMARY OF MONITORING WELL GROUND WATER SAMPLE ANALYTICAL RESULTS - 3RD QUARTER 2014
Whirlpool Corporation; Fort Smith, AR

Location		MW-26	MW-27	MW-28	MW-29	MW-31	MW-31	MW-36	MW-39	MW-40	MW-50	MW-60	MW-61	MW-62	MW-63	MW-66	MW-67
ENVIRON Sample ID		MW-26-201407	MW-27-201407	MW-28-201407	MW-29-201407	MW-31-201407	DUP-1-201407	MW-36-201407	MW-39-201407	MW-40-201407	MW-50-201407	MW-60-201407	MW-61-201407	MW-62-201407	MW-63-201407	MW-66-201407	MW-67-201407
Lab Sample ID(s)	Remedial Action Levels per ADEQ RADD Issued Dec 2013	083LG-30, 129020007, 60174754007	083LG-38, 129020014, 60174754016, 129470013	083LG-47, 129020023, 129460016, 60174754029	083LG-39, 129020015, 129470005, 60174754017	083LG-37, 129020013, 60174754015	60174754028	083LG-18, 129100017, 129470007	083LG-9, 129100009, 129460020	083LG-14, 129100014, 129460001	083LG-4, 129100004	083LG-3, 129100003	083LG-5	129460003, 083LG-13, 129100013	083LG-17, 129100005	083LG-1, 129100001, 129460024	083LG-2, 129100002, 129460023
Sample Method		Low Flow	Low Flow	Low Flow	Low Flow	Low Flow	Low Flow	Low Flow	Low Flow	Low Flow	Low Flow	Low Flow	Low Flow	Low Flow	Low Flow	Low Flow	Low Flow
Sample Date		07/30/2014	07/30/2014	07/30/2014	07/30/2014	07/30/2014	07/30/2014	07/29/2014	07/29/2014	07/29/2014	07/28/2014	07/28/2014	07/28/2014	07/29/2014	07/28/2014	07/28/2014	07/28/2014
Comments							Field Duplicate										
Volatile Organic Compounds																	
Acetone	12000	U (10)	U (10)	U (10)	U (10)	U (10)	U (10)	410 (10)	U (10)	U (10)	U (10)	U (10)	U (10)	U (10)	U (10)	U (10)	U (10)
Bromodichloromethane	80	U (5)	U (5)	U (5)	U (5)	U (5)	U (5)	U (5)	U (5)	U (5)	U (5)	U (5)	U (5)	U (5)	U (5)	U (5)	U (5)
Bromoform	80	U (5)	U (5)	U (5)	U (5)	U (5)	U (5)	U (5)	0.72 J (5)	U (5)	U (5)	U (5)	U (5)	U (5)	U (5)	U (5)	U (5)
Bromomethane	7.0	U (7)	U (7)	U (7)	U (7)	U (7)	U (7)	U (7)	U (7)	U (7)	U (7)	U (7)	U (7)	U (7)	U (7)	U (7)	U (7)
2-Butanone	4900	U (10)	U (10)	U (10)	U (10)	U (10)	U (10)	U (10)	U (10)	U (10)	U (10)	U (10)	U (10)	U (10)	U (10)	U (10)	U (10)
Carbon Disulfide	720	U (10)	U (10)	U (10)	U (10)	U (10)	U (10)	U (10)	U (10)	U (10)	U (10)	U (10)	U (10)	U (10)	U (10)	U (10)	U (10)
Chlorobenzene	100	U (5)	U (5)	U (5)	8.9 (5)	U (5)	U (5)	U (5)	U (5)	U (5)	U (5)	U (5)	U (5)	U (5)	U (5)	U (5)	U (5)
Chloroethane	12000	U (10)	U (10)	U (10)	U (10)	U (10)	U (10)	U (10)	U (10)	U (10)	U (10)	U (10)	U (10)	U (10)	U (10)	U (10)	U (10)
Chloroform	80	U (5)	U (5)	U (5)	U (5)	U (5)	U (5)	U (5)	U (5)	U (5)	U (5)	U (5)	U (5)	U (5)	U (5)	U (5)	U (5)
Chloromethane	190	U (10)	U (10)	U (10)	U (10)	U (10)	U (10)	1.1 J (10)	U (10)	U (10)	U (10)	U (10)	U (10)	U (10)	U (10)	U (10)	U (10)
Dibromochloromethane	80	U (5)	U (5)	U (5)	U (5)	U (5)	U (5)	U (5)	U (5)	U (5)	U (5)	U (5)	U (5)	U (5)	U (5)	U (5)	U (5)
1,1-Dichloroethane	2.4	U (2.4)	U (2.4)	U (2.4)	U (2.4)	U (2.4)	U (2.4)	U (2.4)	U (2.4)	U (2.4)	U (2.4)	U (2.4)	U (2.4)	U (2.4)	U (2.4)	U (2.4)	U (2.4)
1,2-Dichloroethane	5.0	U (5)	U (5)	U (5)	U (5)	U (5)	U (5)	U (5)	U (5)	U (5)	U (5)	U (5)	U (5)	U (5)	U (5)	U (5)	U (5)
1,1-Dichloroethene	7.0	U (5)	U (5)	U (5)	U (5)	U (5)	U (5)	U (5)	U (5)	U (5)	U (5)	U (5)	U (5)	U (5)	U (5)	U (5)	U (5)
cis-1,2-Dichloroethene	70	U (5)	U (5)	U (5)	U (5)	U (5)	U (5)	U (5)	U (5)	U (5)	U (5)	U (5)	U (5)	U (5)	0.99 J (5)	U (5)	U (5)
trans-1,2-Dichloroethene	100	U (5)	U (5)	U (5)	U (5)	U (5)	U (5)	U (5)	U (5)	U (5)	U (5)	U (5)	U (5)	U (5)	U (5)	U (5)	U (5)
Methylene Chloride	5.0	U (5)	U (5)	U (5)	U (5)	U (5)	U (5)	U (5)	U (5)	U (5)	U (5)	U (5)	U (5)	U (5)	U (5)	U (5)	U (5)
1,1,2,2-Tetrachloroethane	0.066	U (1)	U (1)	U (1)	U (1)	U (1)	U (1)	U (1)	U (1)	U (1)	U (1)	U (1)	U (1)	U (1)	U (1)	U (1)	U (1)
Tetrachloroethene	5.0	U (5)	U (5)	U (5)	U (5)	U (5)	U (5)	U (5)	U (5)	U (5)	U (5)	U (5)	U (5)	U (5)	U (5)	U (5)	U (5)
Toluene	1000	U (5)	U (5)	U (5)	U (5)	U (5)	U (5)	U (5)	U (5)	U (5)	U (5)	U (5)	U (5)	U (5)	U (5)	U (5)	U (5)
1,1,1-Trichloroethane	200	U (5)	U (5)	U (5)	U (5)	U (5)	U (5)	U (5)	U (5)	U (5)	U (5)	U (5)	U (5)	U (5)	U (5)	U (5)	U (5)
1,1,2-Trichloroethane	5.0	U (5)	U (5)	U (5)	U (5)	U (5)	U (5)	U (5)	U (5)	U (5)	U (5)	U (5)	U (5)	U (5)	U (5)	U (5)	U (5)
Trichloroethene	5.0	U (5)	0.63 J (5)	U (5)	U (5)	U (5)	U (5)	0.61 J (5)	0.79 J (5)	U (5)	U (5)	1.0 J (5)	8.1 (5)	U (5)	8.3 (5)	2.6 J (5)	U (5)
Vinyl Chloride	2.0	U (2)	U (2)	U (2)	U (2)	U (2)	U (2)	U (2)	U (2)	U (2)	U (2)	U (2)	U (2)	U (2)	U (2)	U (2)	U (2)
Metals																	
Iron	NE	U (50)	702 (50)	440 (50)	98.7 (50)	143 (50)	NM	35 J (50)	49.3 J (50)	U (50)	533 (50)	235 (50)	15000 (50)	237 (50)	2930 (50)	96.1 (50)	293 (50)
Manganese	NE	398 (5)	62.1 (5)	75 (5)	309 (5)	233 (5)	NM	413 (5)	510 (5)	222 (5)	151 (5)	670 (5)	150 (5)	27.4 (5)	50.5 (5)	9 (5)	2.9 J (5)
Monitored Natural Attenuation Parameters (Laboratory)																	
Acetic acid	NE	5000 U (5000)	5000 U (5000)	5000 U (5000)	5000 U (5000)	5000 U (5000)	NM	5000 U (5000)	5000 U (5000)	5000 U (5000)	5000 U (5000)	5000 U (5000)	5000 U (5000)	5000 U (5000)	5000 U (5000)	5000 U (5000)	5000 U (5000)
Acetylene	NE	0.5 U (0.5)	0.5 U (0.5)	0.5 U (0.5)	0.5 U (0.5)	0.5 U (0.5)	NM	0.5 U (0.5)	0.5 U (0.5)	0.5 U (0.5)	0.5 U (0.5)	0.5 U (0.5)	0.5 U (0.5)	0.5 U (0.5)	0.5 U (0.5)	0.5 U (0.5)	0.5 U (0.5)
Total Alkalinity	NE	41700 (20000)	51700 (20000)	97100 (20000)	25500 (20000)	39400 (20000)	NM	17600 J (20000)	10600 J (20000)	16500 J (20000)	210000 (20000)	419000 (20000)	120000 (20000)	40200 (20000)	53100 (20000)	108000 (20000)	264000 (20000)
Ammonia	NE	U (100)	U (100)	U (100)	U (100)	U (100)	NM	U (100)	U (100)	U (100)	U (100)	U (100)	240 (100)	U (100)	U (100)	U (100)	U (100)
Bicarbonate Alkalinity	NE	41700 (20000)	51700 (20000)	97100 (20000)	25500 (20000)	39400 (20000)	NM	17600 J (20000)	10600 J (20000)	16500 J (20000)	210000 (20000)	419000 (20000)	120000 (20000)	40200 (20000)	53100 (20000)	108000 (20000)	264000 (20000)
Butyric acid	NE	5000 U (5000)	5000 U (5000)	5000 U (5000)	5000 U (5000)	5000 U (5000)	NM	5000 U (5000)	5000 U (5000)	5000 U (5000)	5000 U (5000)	5000 U (5000)	5000 U (5000)	5000 U (5000)	5000 U (5000)	5000 U (5000)	5000 U (5000)
Carbon Dioxide	NE	575000	847000	473000	1140000	823000	NM	0	0	0	281000	451000	204000	262000	190000	509000	452000
Organic Carbon (total)	NE	U (1000)	670 (500)	730 (1000)	520 J (1000)	630 J (1000)	NM	U (1000)	U (1000)	U (1000)	U (1000)	650 J (1000)	U (1000)	U (1000)	U (1000)	U (1000)	550 J (1000)
Carbonate Alkalinity (as CaCO3)	NE	U (20000)	U (20000)	U (20000)	U (20000)	U (20000)	NM	U (20000)	U (20000)	U (20000)	U (20000)	U (20000)	U (20000)	U (20000)	U (20000)	U (20000)	U (20000)
Chloride	NE	285000 (50000)	42800 (5000)	23500 (5000)	123000 (10000)	88500 (10000)	NM	225000 (20000)	335000 B (50000)	230000 (20000)	241000 (20000)	132000 (10000)	98000 (10000)	153000 (10000)	143000 (10000)	180000 (10000)	114000 (10000)
2-Chloroethanol	NE	U (10000)	U (10000)	U (10000)	U (10000)	U (10000)	NM	U (10000)	U (10000)	U (10000)	U (10000)	U (10000)	U (10000)	U (10000)	U (10000)	U (10000)	U (10000)
Lactic Acid	NE	25000 U (25000)	25000 U (25000)	25000 U (25000)	25000 U (25000)	25000 U (25000)	NM	25000 U (25000)	25000 U (25000)	25000 U (25000)	25000 U (25000)	25000 U (25000)	25000 U (25000)	25000 U (25000)	25000 U (25000)	25000 U (25000)	25000 U (25000)
Nitrogen	NE	2600 (100)	260 (100)	54 J (100)	2100 (100)	260 (100)	NM	U (100)	U (100)	37 J (100)	U (100)	U (100)	1400 (100)	650 (100)	340 (100)	170 (100)	U (100)
Nitrogen, Nitrate (As N)	NE	2600 (100)	260 (100)	54 J (100)	2100 (100)	260 (100)	NM	U (100)	U (100)	37 J (100)	U (100)	U (100)	1400 (100)	650 (100)	340 (100)	170 (100)	U (100)
Nitrogen, Nitrite	NE	U (100)	U (100)	U (100)	U (100)	U (100)	NM	U (100)	U (100)	U (100)	U (100)	U (100)	U (100)	U (100)	U (100)	U (100)	U (100)
pH [STD Units]	NE	5.2 (0.1)	5.1 (0.1)	5.7 (0.1)	4.7 (0.1)	5 (0.1)	NM	4.8 (0.1)	5 (0.1)	4.6 (0.1)	6.6 (0.1)	7 (0.1)	6.4 (0.1)	5.6 (0.1)	5.9 (0.1)	5.7 (0.1)	6.4 (0.1)
Phosphates (total)	NE	U (30)	350 (30)	350 (30)	U (30)	U (30)	NM	32 (30)	32 (30)	U (30)	32 (30)	140 (30)	520 (30)	32 (30)	32 (30)	32 (30)	140 (30)
Propionic Acid	NE	5000 U (5000)	5000 U (5000)	5000 U (5000)	5000 U (5000)	5000 U (5000)	NM	5000 U (5000)	5000 U (5000)	5000 U (5000)	5000 U (5000)	5000 U (5000)	5000 U (5000)	5000 U (5000)	5000 U (5000)	5000 U (5000)	5000 U (5000)
Pyruvic Acid	NE	10000 U (10000)	10000 U (10000)	10000 U (10000)	10000 U (10000)	10000 U (10000)	NM	10000 U (10000)	10000 U (10000)	10000 U (10000)	10000 U (10000)	10000 U (10000)	10000 U (10000)	10000 U (10000)	10000 U (10000)	10000 U (10000)	10000 U (10000)
Sulfide (total)	NE	U (50)	U (50)	U (50)	U (50)	U (50)	NM	U (50)	U (50)	U (50)	U (50)	U (50)	U (50)	U (50)	U (50)	U (50)	U (50)
Sulfate	NE	9600 (1000)	17400 (1000)	40200 (5000)	68100 (10000)	34600 (2000)	NM	31500 (5000)	6700 (1000)	2500 (1000)	3200 (1000)	27100 (2000)	17800 (2000)	3900 (1000)	8100 (1000)	7400 (1000)	9100 (1000)
Gases																	
Methane	NE	0.19 (0.1)	0.14 (0.1)	0.59 (0.1)	0.13 (0.1)	2.8 (0.1)	NM	5.3 (0.1)	0.22 (0.1)	0.29 (0.1)	0.1 U (0.1)	0.14 (0.1)	0.14 (0.1)	0.1 U (0.1)	0.27 (0.1)	0.1 U (0.1)	0.1 U (0.1)
Ethane	NE	0.025 U (0.025)	0.025 U (0.025)	0.025 U (0.025)	0.025 U (0.025)	0.025 U (0.025)	NM	0.025 U (0.025)	0.025 U (0.025)	0.025 U (0.025)	0.025 U (0.025)	0.025 U (0.025)	0.025 U (0.025)	0.025 U (0.025)	0.025 U (0.025)	0.025 U (0.025)	0.025 U (0.025)
Ethene	NE	0.025 U (0.025)	0.025 U (0.025)	0.025 U (0.025)	0.025 U (0.025)	0.025 U (0.025)	NM	0.025 U (0.025)	14 (0.6)	0.025 U (0.025)	0.025 U (0.025)	0.025 U (0.025)	0.025 U (0.025)	0.025 U (0.025)	0.025 U (0.025)	0.025 U (0.025)	0.025 U (0.025)
Hydrogen [NM] [4+]	NE	7 (0.6)	2.3 (0.6)	3 (0.6)	8.4 (0.6)	NA	NM	460 (12)	14 (0.6)	14 (0.6)	NA	NA	NA	20 (0.6)	NA	15 (0.6)	8.3 (0.6)
Molecular Analyses																	
BAV1 Vinyl Chloride Reductase [cells/mL]	NE	U (0.5)	U (0.5)	U (0.5)	U (0.5)	0.7 (0.6)	NM	U (0.5)	0.7 (0.5)	U (0.5)	U (0.5)	U (0.6)	U (0.9)	U (0.5)	U (1)	U (0.5)	U (0.6)
Dehalococcoides (DHC) [cells/mL]	NE	U (0.5)	9.8 (0.5)	102 (0.5)	3.8 (0.5)	23.4 (0.6)	NM	U (0.5)	4.4 (0.5)	9.9 (0.5)	0.4 J (0.5)	122 (0.6)	U (0.9)	9.6 (0.5)	19.2 (1)	2.5 (0.5)	7.7 (0.6)
tceA Reductase [cells/mL]	NE	U (0.5)	U (0.5)	0.4 J (0.5)	U (0.5)	0.8 (0.6)	NM	U (0.5)	0.8 (0.5)	0.4 J (0.5)	U (0.5)	U (0.6)	U (0.9)	0.8 (0.5)	2.8 (1)	U (0.5)	U (0.6)
Vinyl Chloride Reductase (vrcA) [cells/mL]	NE	U (0.5)	U (0.5)	U (0.5)	U (0.5)	U (0.6)	NM	U (0.5)	U (0.5)	U (0.5)	U (0.5)	U (0.6)	U (0.9)	U (0.5)	U (1)	U (0.5)	U (0.6)

Notes:
1 All concentrations are presented in ug/L except where noted.
2 Only compounds with at least one detection are shown.
3 Concentrations that exceed the ALs for Fort Smith ADEQ RADD Issued Dec 2013 are double underlined.
4 Concentration presented in nM = nanomolar. Sampling Method - Bubble Strip.

Abbreviations:
U -- Not Detected
J -- Estimated Concentration
( ) -- Reporting Limit
* -- Sampled on different day than other parameters with different method
RADD -- Remedial Action Decision Document
ADEQ -- Arkansas Department of Environmental Quality
ug/L -- micrograms per Liter
mL -- milliliters
NE -- Not Established
NM -- Not Measured

Onsite Wells
Offsite Wells
Plume Boundary Wells

TABLE 5
SUMMARY OF MONITORING WELL GROUND WATER SAMPLE ANALYTICAL RESULTS - 3RD QUARTER 2014
Whirlpool Corporation; Fort Smith, AR

Location		MW-68	IW-73	IW-74	IW-76	IW-77	MW-41	MW-41	MW-46R	MW-56	MW-57	MW-58	MW-71	RW-69
ENVIRON Sample ID		MW-68-201407	IW-73-201407	IW-74-201407	IW-76-201407	IW-77-201407	MW-41-201407	DUP-2-201407	MW-46R-201407	MW-56-201407	MW-57-201407	MW-58-201407	MW-71-201407	RW-69-201407
Lab Sample ID(s)	Remedial Action Levels per ADEQ RADD Issued Dec 2013	129460004, 083LG-24, 129100022	083LG-12, 129100012, 129470012	083LG-23, 129020001, 129460019	083LG-8, 129100008, 129460010	083LG-20, 129100018, 129460014	129460021, 083LG-42, 129020018, 60174754021	60174754026	129460022, 083LG-16, 129100016	083LG-21, 129100020	129100019	129460009, 083LG-22, 129100021	129470003, 083LG-10, 129100010	083LG-11, 129460018, 129100011
Sample Method		Low Flow	Low Flow	Low Flow	Low Flow	Low Flow	Low Flow	Low Flow	Low Flow	Low Flow	Low Flow	Low Flow	Low Flow	Low Flow
Sample Date		07/29/2014	07/29/2014	07/29/2014	07/29/2014	07/29/2014	07/30/2014	07/30/2014	07/29/2014	07/29/2014	07/29/2014	07/29/2014	07/29/2014	07/29/2014
Comments								Field Duplicate						
Volatile Organic Compounds														
Acetone	12000	U (10)	U (10)	U (10)	10.3 (10)	9.8 J (10)	U (10)	U (10)	U (10)	U (10)	U (10)	U (10)	U (10)	U (10)
Bromodichloromethane	80	U (5)	U (5)	U (5)	U (5)	U (5)	U (5)	U (5)	U (5)	U (5)	U (5)	U (5)	U (5)	U (5)
Bromoform	80	U (5)	U (5)	U (5)	16.4 M1 (5)	1.2 J (5)	U (5)	U (5)	U (5)	U (5)	U (5)	U (5)	U (5)	U (5)
Bromomethane	7.0	U (7)	U (7)	U (7)	8.7 (7)	3.8 J (7)	U (7)	U (7)	U (7)	U (7)	U (7)	U (7)	U (7)	U (7)
2-Butanone	4900	U (10)	U (10)	U (10)	U (10)	U (10)	U (10)	U (10)	U (10)	U (10)	U (10)	U (10)	U (10)	U (10)
Carbon Disulfide	720	U (10)	U (10)	U (10)	U (10)	U (10)	U (10)	U (10)	U (10)	U (10)	U (10)	U (10)	U (10)	U (10)
Chlorobenzene	100	U (5)	U (5)	U (5)	U (5)	U (5)	U (5)	U (5)	U (5)	U (5)	U (5)	U (5)	U (5)	U (5)
Chloroethane	12000	U (10)	U (10)	U (10)	U (10)	U (10)	U (10)	U (10)	U (10)	U (10)	U (10)	U (10)	U (10)	U (10)
Chloroform	80	U (5)	U (5)	U (5)	U (5)	0.8 J (5)	U (5)	U (5)	U (5)	U (5)	U (5)	U (5)	U (5)	U (5)
Chloromethane	190	U (10)	U (10)	U (10)	5.6 J (10)	4 J (10)	U (10)	U (10)	U (10)	U (10)	U (10)	U (10)	U (10)	U (10)
Dibromochloromethane	80	U (5)	U (5)	U (5)	0.71 J (5)	U (5)	U (5)	U (5)	U (5)	U (5)	U (5)	U (5)	U (5)	U (5)
1,1-Dichloroethane	2.4	U (2.4)	U (2.4)	U (2.4)	U (2.4)	U (2.4)	U (2.4)	U (2.4)	U (2.4)	U (2.4)	U (2.4)	U (2.4)	U (2.4)	U (2.4)
1,2-Dichloroethane	5.0	U (5)	U (5)	U (5)	U (5)	U (5)	U (5)	U (5)	U (5)	U (5)	U (5)	U (5)	U (5)	U (5)
1,1-Dichloroethene	7.0	U (5)	2.8 J (5)	0.6 J (5)	U (5)	0.87 J (5)	1.9 J (5)	1.8 J (5)	1.2 J (5)	1.7 J (5)	1.3 J (5)	2.5 J (5)	1.7 J (5)	0.9 J (5)
cis-1,2-Dichloroethene	70	U (5)	24.3 (5)	5.8 (5)	2.7 J (5)	35.2 (5)	19.7 (5)	19.1 (5)	13.7 (5)	19.3 (5)	8.2 (5)	12.7 (5)	6.4 (5)	5.6 (5)
trans-1,2-Dichloroethene	100	U (5)	U (5)	U (5)	0.74 J (5)	5.2 (5)	U (5)	U (5)	0.65 J (5)	U (5)	U (5)	U (5)	U (5)	U (5)
Methylene Chloride	5.0	U (5)	U (5)	U (5)	U (5)	U (5)	U (5)	U (5)	U (5)	U (5)	U (5)	U (5)	U (5)	U (5)
1,1,2,2-Tetrachloroethane	0.066	U (1)	U (1)	U (1)	U (1)	U (1)	U (1)	U (1)	U (1)	U (1)	U (1)	U (1)	U (1)	U (1)
Tetrachloroethene	5.0	U (5)	U (5)	U (5)	U (5)	0.51 J (5)	U (5)	U (5)	U (5)	U (5)	U (5)	U (5)	U (5)	U (5)
Toluene	1000	U (5)	U (5)	U (5)	U (5)	U (5)	U (5)	U (5)	U (5)	U (5)	U (5)	U (5)	U (5)	U (5)
1,1,1-Trichloroethane	200	U (5)	U (5)	U (5)	U (5)	U (5)	U (5)	U (5)	U (5)	U (5)	U (5)	U (5)	U (5)	U (5)
1,1,2-Trichloroethane	5.0	U (5)	U (5)	U (5)	U (5)	U (5)	U (5)	U (5)	U (5)	U (5)	U (5)	U (5)	U (5)	U (5)
Trichloroethene	5.0	U (5)	138 (5)	177 (10)	319 (25)	1540 (100)	480 (50)	511 (50)	472 (50)	516 (25)	308 (25)	399 (25)	181 (10)	164 (5)
Vinyl Chloride	2.0	U (2)	26.1 (2)	0.91 J (2)	U (2)	U (2)	U (2)	U (2)	0.64 J (2)	U (2)	U (2)	0.76 J (2)	U (2)	0.5 J (2)
Metals														
Iron	NE	U (50)	11400 (50)	U (50)	262 (50)	314 (50)	4460 (50)	NM	29.9 J (50)	919 (50)	1500 (50)	718 (50)	808 (50)	1470 (50)
Manganese	NE	1560 (5)	3220 (5)	710 (5)	100 (5)	14.8 (5)	6190 (5)	NM	108 (5)	209 (5)	357 (5)	379 (5)	1710 (5)	840 (5)
Monitored Natural Attenuation Parameters (Laboratory)														
Acetic acid	NE	5000 U (5000)	5000 U (5000)	5000 U (5000)	5000 U (5000)	5000 U (5000)	5000 U (5000)	NM	5000 U (5000)	5000 U (5000)	5000 U (5000)	5000 U (5000)	5000 U (5000)	5000 U (5000)
Acetylene	NE	0.5 U (0.5)	0.5 U (0.5)	0.5 U (0.5)	0.5 U (0.5)	0.5 U (0.5)	0.5 U (0.5)	NM	0.5 U (0.5)	0.5 U (0.5)	0.5 U (0.5)	0.5 U (0.5)	0.5 U (0.5)	0.5 U (0.5)
Total Alkalinity	NE	14000 J (20000)	72900 (20000)	88900 (20000)	23400 (20000)	206000 (20000)	37700 (20000)	NM	12700 J (20000)	34000 (20000)	32800 (20000)	12600 J (20000)	16100 J (20000)	14300 J (20000)
Ammonia	NE	U (100)	310 (100)	110 (100)	79 J (100)	280 (100)	90 J (100)	NM	U (100)	U (100)	20 J (100)	U (100)	U (100)	U (100)
Bicarbonate Alkalinity	NE	14000 J (20000)	72900 (20000)	88900 (20000)	23400 (20000)	206000 (20000)	37700 (20000)	NM	12700 J (20000)	34000 (20000)	32800 (20000)	12600 J (20000)	16100 J (20000)	14300 J (20000)
Butyric acid	NE	5000 U (5000)	5000 U (5000)	5000 U (5000)	5000 U (5000)	5000 U (5000)	5000 U (5000)	NM	5000 U (5000)	5000 U (5000)	5000 U (5000)	5000 U (5000)	5000 U (5000)	5000 U (5000)
Carbon Dioxide	NE	0	252000	366000	322000	256000	327000	NM	0	282000	272000	0	0	0
Organic Carbon (total)	NE	U (1000)	1100 (1000)	U (1000)	U (1000)	1200 (1000)	U (1000)	NM	U (1000)	530 J (1000)	U (1000)	U (1000)	U (1000)	640 J (1000)
Carbonate Alkalinity (as CaCO3)	NE	U (20000)	U (20000)	U (20000)	U (20000)	U (20000)	U (20000)	NM	U (20000)	U (20000)	U (20000)	U (20000)	U (20000)	U (20000)
Chloride	NE	320000 (20000)	210000 (20000)	300000 (20000)	289000 (20000)	269000 (20000)	405000 (50000)	NM	231000 (20000)	184000 (10000)	275000 (20000)	249000 (20000)	267000 (20000)	284000 (20000)
2-Chloroethanol	NE		U (10000)	U (10000)	U (10000)	U (10000)	U (10000)	NM	U (10000)	U (10000)	U (10000)	U (10000)	U (10000)	U (10000)
Lactic Acid	NE	25000 U (25000)	25000 U (25000)	25000 U (25000)	25000 U (25000)	25000 U (25000)	25000 U (25000)	NM	25000 U (25000)	25000 U (25000)	25000 U (25000)	25000 U (25000)	25000 U (25000)	25000 U (25000)
Nitrogen	NE	U (100)	37 J (100)	470 (100)	840 (100)	2000 (100)	27 J (100)	NM	U (100)	47 J (100)	U (100)	U (100)	U (100)	U (100)
Nitrogen, Nitrate (As N)	NE	U (100)	37 J (100)	470 (100)	840 (100)	2000 (100)	U (100)	NM	U (100)	47 J (100)	U (100)	U (100)	U (100)	U (100)
Nitrogen, Nitrite	NE	U (100)	U (100)	U (100)	U (100)	U (100)	U (100)	NM	U (100)	U (100)	U (100)	U (100)	U (100)	U (100)
pH [STD Units]	NE	4.8 (0.1)	5.9 (0.1)	5.8 (0.1)	5.2 (0.1)	6.7 (0.1)	5.4 (0.1)	NM	4.7 (0.1)	5.4 (0.1)	5.4 (0.1)	5.9 (0.1)	5.1 (0.1)	5.1 (0.1)
Phosphates (total)	NE	U (30)	660 (30)	U (30)	140 (30)	2500 (30)	1600 (30)	NM	32 (30)	310 (30)	U (30)	U (30)	66 (30)	32 (30)
Propionic Acid	NE	5000 U (5000)	5000 U (5000)	5000 U (5000)	5000 U (5000)	5000 U (5000)	5000 U (5000)	NM	5000 U (5000)	5000 U (5000)	5000 U (5000)	5000 U (5000)	5000 U (5000)	5000 U (5000)
Pyruvic Acid	NE	10000 U (10000)	10000 U (10000)	10000 U (10000)	10000 U (10000)	10000 U (10000)	10000 U (10000)	NM	10000 U (10000)	10000 U (10000)	10000 U (10000)	10000 U (10000)	10000 U (10000)	10000 U (10000)
Sulfide (total)	NE	U (50)	110 (50)	U (50)	U (50)	U (50)	U (50)	NM	U (50)	U (50)	U (50)	U (50)	U (50)	U (50)
Sulfate	NE	1000 J (1000)	2400 (1000)	2400 (1000)	122000 (10000)	450000 (50000)	3400 (1000)	NM	690 J (1000)	4600 (1000)	3900 (1000)	1900 (1000)	2600 (1000)	2400 (1000)
Gases														
Methane	NE	11 (0.1)	62 (0.1)	5.8 (0.1)	6.2 (0.1)	1.4 (0.1)	11 (0.1)	NM	21 (0.1)	0.18 (0.1)	4.2 (0.1)	33 (0.1)	60 (0.1)	36 (0.1)
Ethane	NE	0.025 U (0.025)	0.038 (0.025)	0.029 (0.025)	0.042 (0.025)	0.05 (0.025)	0.031 (0.025)	NM	0.025 U (0.025)	0.025 U (0.025)	0.025 U (0.025)	0.025 U (0.025)	0.025 U (0.025)	0.051 (0.025)
Ethene	NE	0.025 U (0.025)	0.4 (0.025)	0.05 (0.025)	0.025 U (0.025)	0.025 U (0.025)	0.025 U (0.025)	NM	0.056 (0.025)	0.032 (0.025)	0.05 (0.025)	0.025 U (0.025)	0.048 (0.025)	0.36 (0.025)
Hydrogen [NM] [4+]	NE	15 (0.6)	13 (0.6)	11 (0.6)	32 (0.6)	30 (0.6)	29 (0.6)	NM	41 (1.2)	NA	NA	14 (0.6)	12 (0.6)	14 (0.6)
Molecular Analyses														
BAV1 Vinyl Chloride Reductase [cells/mL]	NE	U (0.5)	4610 (0.5)	13.5 (0.5)	U (0.5)	U (0.5)	0.9 (0.5)	NM	1.2 (0.5)	312 (1)	NA	6.8 (0.5)	U (0.5)	2.5 (0.5)
Dehalococcoides (DHC) [cells/mL]	NE	3.9 (0.5)	21700 (0.5)	64 (0.5)	23.7 (0.5)	4.7 (0.5)	352 (0.5)	NM	20.4 (0.5)	1760 (1)	NA	43.4 (0.5)	19.3 (0.5)	33.3 (0.5)
tceA Reductase [cells/mL]	NE	0.2 J (0.5)	U (0.5)	2 (0.5)	0.8 (0.5)	1.6 (0.5)	U (0.5)	NM	0.4 J (0.5)	1.6 (1)	NA	0.5 (0.5)	U (0.5)	2 (0.5)
Vinyl Chloride Reductase (vrcA) [cells/mL]	NE	U (0.5)	U (0.5)	U (0.5)	0.1 J (0.5)	U (0.5)	U (0.5)	NM	U (0.5)	U (1)	NA	U (0.5)	U (0.5)	U (0.5)

Notes:
1 All concentrations are presented in ug/L except where noted.
2 Only compounds with at least one detection are shown.
3 Concentrations that exceed the ALs for Fort Smith ADEQ RADD Issued Dec 2013 are double underlined.
4 Concentration presented in nM = nanomolar. Sampling Method - Bubble Strip.

Abbreviations:
U -- Not Detected
J -- Estimated Concentration
( ) -- Reporting Limit
* -- Sampled on different day than other parameters with different method
RADD -- Remedial Action Decision Document
ADEQ -- Arkansas Department of Environmental Quality
ug/L -- micrograms per Liter
mL -- milliliters
NE -- Not Established
NM -- Not Measured

Onsite Wells
Offsite Wells
Plume Boundary Wells

Table 6. Comparison of Microbial Results for Groundwater and Bio-Trap® Samples

Well ID	Method of collection	BAV1 Vinyl Chloride Reductase	Dehalococcoides (DHC)	tceA Reductase	Vinyl Chloride Reductase (vrcA)
ITMW-6	Aqueous [cells/ml]	U (0.5)	4.7 (0.5)	0.617 (0.5)	U (0.5)
	Bio-Trap [cells/bead]	U (25)	U (25)	U (25)	U (25)
ITMW-10	Aqueous [cells/ml]	U (0.5)	6.6 (0.5)	U (0.5)	U (0.5)
	Bio-Trap [cells/bead]	U (25)	U (25)	U (25)	U (25)
ITMW-12	Aqueous [cells/ml]	U (0.5)	1 (0.5)	U (0.5)	U (0.5)
	Bio-Trap [cells/bead]	U (25)	U (25)	U (25)	U (25)
ITMW-17	Aqueous [cells/ml]	U (0.5)	U (0.5)	U (0.5)	U (0.5)
	Bio-Trap [cells/bead]	U (25)	U (25)	U (25)	U (25)
ITMW-19	Aqueous [cells/ml]	U (0.5)	U (0.5)	U (0.5)	U (0.5)
	Bio-Trap [cells/bead]	U (25)	U (25)	U (25)	U (25)
MW-38	Aqueous [cells/ml]	117000 (0.5)	256000 (0.5)	U (0.5)	U (0.5)
	Bio-Trap [cells/bead]	25000 (25)	42600 (25)	U (25)	U (25)
MW-65	Aqueous [cells/ml]	U (0.5)	U (0.5)	U (0.5)	U (0.5)
	Bio-Trap [cells/bead]	U (25)	U (25)	U (25)	U (25)
MW-46R	Aqueous [cells/ml]	1.2 (0.5)	20.4 (0.5)	0.4 J (0.5)	U (0.5)
	Bio-Trap [cells/bead]	U (25)	U (25)	U (25)	U (25)

Abbreviations:

U -- Not Detected

ml -- milliliters

TABLE 7
HISTORICAL SUMMARY OF GROUNDWATER CONCENTRATIONS FOR TCE AND DAUGHTER-PRODUCTS
Whirlpool Facility
Fort Smith, Arkansas

Well ID	Date	Trichloroethene (µg/L)	cis-1,2-Dichloroethene (µg/L)	Vinyl Chloride (µg/L)
ITMW-1	1/1/1990	ND	NT	ND
ITMW-1	11/1/1993	10	NT	ND
ITMW-1	12/1/1996	21	NT	ND
ITMW-1	2/1/1999	37	NT	ND
ITMW-1	3/1/2000	125	8	ND
ITMW-1	9/19/2000	30.7	7.45	10 U
ITMW-1	3/27/2001	30	6	10 U
ITMW-1	9/11/2001	27	9	10 U
ITMW-1	9/10/2002	35	9	10 U
ITMW-1	2/27/2003	29.6	7.14	10 U
ITMW-1	9/23/2003	25	12	10 U
ITMW-1	4/13/2004	42.2	11.1	10 U
ITMW-1	9/21/2004	26.1	15.8	10 U
ITMW-1	9/28/2005	34.7	11.3	10 U
ITMW-1	10/14/2006	20	11	10 UJ
ITMW-1	9/20/2007	18	13	10 U
ITMW-1	12/9/2008	14	7.3	5 U
ITMW-1	10/27/2011	17	8.2	5 U
ITMW-1	4/18/2012	32	13	5 U
ITMW-1	10/19/2012	10	8.3	2 U
ITMW-1	4/24/2013	26	9.1	2 U
ITMW-1	10/15/2013	7.2	5.8	2 U
ITMW-1	3/8/2014	23.4	8.9	2 U
ITMW-1	5/13/2014	21.3	8.7	2 U
ITMW-1	7/30/2014	9.2	5.7	2.0 U
ITMW-2	10/1/1989	ND	NT	ND
ITMW-2	11/1/1989	ND	NT	ND
ITMW-2	1/1/1990	ND	NT	ND
ITMW-2	3/1/1991	ND	NT	ND
ITMW-2	11/1/1993	4	NT	ND
ITMW-2	12/1/1996	3.4	NT	ND
ITMW-2	3/1/2000	ND	ND	ND
ITMW-2	9/19/2000	5 U	5 U	10 U
ITMW-2	3/27/2001	5 U	5 U	10 U
ITMW-2	9/13/2001	5 U	5 U	10 U
ITMW-2	9/11/2002	5 U	5 U	10 U
ITMW-2	2/27/2003	5 U	5 U	10 U
ITMW-2	9/23/2003	5 U	5 U	10 U
ITMW-2	4/13/2004	5 U	5 U	10 U
ITMW-2	9/21/2004	5 U	5 U	10 U
ITMW-2	9/29/2005	5 U	5 U	10 U
ITMW-2	10/14/2006	4 J	5 U	10 U
ITMW-2	9/20/2007	5 U	5 U	10 U
ITMW-2	12/9/2008	5 U	5 U	5 U
ITMW-2	11/3/2010	5 U	5 U	5 U
ITMW-2	10/26/2011	5 U	5 U	5 U
ITMW-2	4/17/2012	5 U	5 U	5 U
ITMW-2	10/17/2012	5 U	5 U	2 U
ITMW-2	4/24/2013	5 U	5 U	2 U
ITMW-2	10/14/2013	5 U	5 U	2 U
ITMW-2	3/6/2014	0.23 J	0.40 J	2 U
ITMW-2	3/6/2014	0.28 J	0.51 J	2 U
ITMW-2	5/13/2014	5 U	5 U	2 U
ITMW-2	7/30/2014	5 U	5 U	2 U
ITMW-4	10/1/1989	ND	NT	ND
ITMW-4	11/1/1989	ND	NT	ND
ITMW-4	1/1/1990	ND	NT	ND
ITMW-4	11/1/1993	ND	NT	ND
ITMW-4	12/1/1996	75	NT	ND
ITMW-4	2/1/1999	93	54	ND
ITMW-4	3/1/2000	22	16	ND
ITMW-4	9/20/2000	13.9	10.6	10 U
ITMW-4	3/28/2001	9	5 U	10 U
ITMW-4	9/13/2001	6	8	10 U
ITMW-4	9/10/2002	9	5 U	10 U
ITMW-4	2/28/2003	5 U	5 U	10 U
ITMW-4	9/23/2003	5 U	5 U	10 U
ITMW-4	4/14/2004	5 U	5 U	10 U
ITMW-4	9/22/2004	5 U	5 U	10 U
ITMW-4	9/27/2005	5 U	5 U	10 U
ITMW-4	10/11/2006	6	8	10 U
ITMW-4	9/20/2007	5 J	5 J	10 U
ITMW-4	12/9/2008	5 U	3.2 J	5 U
ITMW-4	10/25/2011	4.8 J	5.1	5 U
ITMW-4	10/17/2012	3.3 J	4.5 J	7.9
ITMW-4	10/14/2013	3.7 J	6.1	2 U
ITMW-4	3/6/2014	1.4 J	2.0 J	0.19 J
ITMW-4	5/13/2014	2.0 J	2.1 J	0.18 J
ITMW-4	7/30/2014	2.8 J	4.6 J	2.0 U

ENVIRON

TABLE 7
HISTORICAL SUMMARY OF GROUNDWATER CONCENTRATIONS FOR TCE AND DAUGHTER-PRODUCTS
Whirlpool Facility
Fort Smith, Arkansas

Well ID	Date	Trichloroethene (µg/L)		cis-1,2-Dichloroethene (µg/L)		Vinyl Chloride (µg/L)	
ITMW-6	10/1/1989	ND		NT		ND	
ITMW-6	1/1/1990	ND		NT		ND	
ITMW-6	12/1/1996	6.8		NT		ND	
ITMW-6	5/1/1997	7		ND		ND	
ITMW-6	2/1/1999	6		ND		ND	
ITMW-6	3/1/2000	ND		ND		ND	
ITMW-6	9/20/2000	5	U	5	U	10	U
ITMW-6	3/28/2001	5	U	5	U	10	U
ITMW-6	9/13/2001	5	U	5	U	10	U
ITMW-6	9/10/2002	5	U	5	U	10	U
ITMW-6	2/27/2003	5	U	5	U	10	U
ITMW-6	9/24/2003	5	U	5	U	10	U
ITMW-6	4/14/2004	5	U	5	U	10	U
ITMW-6	9/22/2004	5	U	5	U	10	U
ITMW-6	9/28/2005	5	U	5	U	10	U
ITMW-6	10/11/2006	5	U	4	J	10	U
ITMW-6	9/20/2007	5	U	5	U	10	U
ITMW-6	12/10/2008	5	U	5	U	5	U
ITMW-6	10/28/2009	5	U	2.1	J	5	U
ITMW-6	5/10/2010	5	U	1.9	J	5	U
ITMW-6	10/25/2011	5	U	2.7	J	5	U
ITMW-6	10/25/2011	5	U	2.4	J	5	U
ITMW-6	4/17/2012	5	U	2.9	J	5	U
ITMW-6	10/17/2012	5	U	3.1	J	2	U
ITMW-6	4/22/2013	5	U	2.1	J	0.33	J
ITMW-6	10/14/2013	3.4	J	5.5		0.18	J
ITMW-6	3/6/2014	2.7	J	4.9	J	0.18	J
ITMW-6	5/13/2014	3.6	J	5.3		0.17	J
ITMW-6	7/30/2014	4.4	J	6.7		2	U
ITMW-7	11/1/1989	ND		NT		ND	
ITMW-7	1/1/1990	ND		NT		ND	
ITMW-7	12/1/1996	290		NT		3	
ITMW-7	5/1/1997	380		180		ND	
ITMW-7	2/1/1999	ND		ND		ND	
ITMW-7	6/1/1999	300		140		ND	
ITMW-7	3/1/2000	207		92		ND	
ITMW-7	9/19/2000	207		100		10	U
ITMW-7	9/21/2000	109		5	U	10	U
ITMW-7	3/28/2001	161		66		10	U
ITMW-7	9/13/2001	139		68		10	U
ITMW-7	9/10/2002	128		54		10	U
ITMW-7	2/27/2003	172		92.5		10	U
ITMW-7	9/24/2003	125		57.3		10	U
ITMW-7	4/14/2004	201		80.7		10	U
ITMW-7	9/22/2004	132		48.4		10	U
ITMW-7	4/7/2005	122		39		10	U
ITMW-7	9/28/2005	100		30.5		10	U
ITMW-7	3/14/2006	153		59.5		10	U
ITMW-7	10/10/2006	140		44		1	J
ITMW-7	4/17/2007	83		29.4		10	U
ITMW-7	9/21/2007	72		22		10	U
ITMW-7	4/30/2008	70		18		10	U
ITMW-7	12/11/2008	66		19		5	U
ITMW-7	4/27/2009	87		26		5	U
ITMW-7	10/28/2009	60		20		5	U
ITMW-7	5/10/2010	73		18		5	U
ITMW-7	3/23/2011	225		93.2		56.5	
ITMW-7	10/25/2011	99		26		5	U
ITMW-7	4/18/2012	100		20		5	U
ITMW-7	10/18/2012	63		17		2	U
ITMW-7	4/25/2013	69		16		0.27	J
ITMW-7	10/17/2013	47		12		2	U
ITMW-7	3/8/2014	37.4		10		0.24	J
ITMW-7	5/14/2014	37.0		11.1		0.22	J
ITMW-7	7/30/2014	36.7		11.2		2	U

ENVIRON

TABLE 7
HISTORICAL SUMMARY OF GROUNDWATER CONCENTRATIONS FOR TCE AND DAUGHTER-PRODUCTS
Whirlpool Facility
Fort Smith, Arkansas

Well ID	Date	Trichloroethene (µg/L)	cis-1,2-Dichloroethene (µg/L)	Vinyl Chloride (µg/L)	
ITMW-9	1/1/1990	ND	NT	ND	
ITMW-9	12/1/1996	230	NT	ND	
ITMW-9	5/1/1997	7	ND	ND	
ITMW-9	2/1/1999	40	24	ND	
ITMW-9	3/1/2000	69	45	ND	
ITMW-9	9/20/2000	54.8	14	10	U
ITMW-9	3/28/2001	40	12	10	U
ITMW-9	9/13/2001	40	12	10	U
ITMW-9	9/10/2002	61	21	10	U
ITMW-9	2/28/2003	54.2	37.2	10	U
ITMW-9	9/23/2003	97.6	53.9	10	U
ITMW-9	4/14/2004	71.8	38.8	10	U
ITMW-9	9/22/2004	80.7	21.1	10	U
ITMW-9	4/6/2005	79	30.4	10	U
ITMW-9	9/27/2005	98.8	54.6	10	U
ITMW-9	3/14/2006	101	78.7	10	U
ITMW-9	10/11/2006	110	77	6	J
ITMW-9	4/17/2007	79	39.6	10	U
ITMW-9	9/20/2007	76	26	10	U
ITMW-9	4/28/2008	82	37	10	U
ITMW-9	12/9/2008	90	62	5	U
ITMW-9	4/27/2009	110	51	5	U
ITMW-9	10/27/2009	120	71	6.1	
ITMW-9	5/11/2010	130	38	5	U
ITMW-9	3/22/2011	120	48	2.4	J
ITMW-9	10/25/2011	90	57	5	U
ITMW-9	4/17/2012	150	50	2.5	J
ITMW-9	10/18/2012	120	53	5.2	
ITMW-9	4/24/2013	140	44	1.6	J
ITMW-9	10/17/2013	83	42	16	
ITMW-9	3/8/2014	112	40.4	0.41	J
ITMW-9	5/14/2014	113	42.2	0.64	J
ITMW-9	7/30/2014	141	44.4	0.53	J
ITMW-10	1/1/1990	ND	NT	ND	
ITMW-10	12/1/1996	4	NT	ND	
ITMW-10	2/1/1999	25	13	ND	
ITMW-10	3/1/2000	23	17	ND	
ITMW-10	9/20/2000	18.1	15.9	10	U
ITMW-10	3/28/2001	40	21	10	U
ITMW-10	9/13/2001	30	27	10	U
ITMW-10	9/10/2002	55	38	10	U
ITMW-10	2/28/2003	57.6	50.9	10	U
ITMW-10	7/16/2003	55.3	49.2	10	U
ITMW-10	9/23/2003	65.9	56.5	10	U
ITMW-10	4/14/2004	80	57.4	10	U
ITMW-10	9/22/2004	59.6	50	10	U
ITMW-10	4/6/2005	72.1	57.7	10	U
ITMW-10	9/28/2005	57.6	41.6	10	U
ITMW-10	3/14/2006	82	67.2	10	U
ITMW-10	10/10/2006	88	54	5	J
ITMW-10	4/17/2007	76	52.4	10	U
ITMW-10	9/20/2007	67	48	5	J
ITMW-10	4/28/2008	61	46	10	U
ITMW-10	12/9/2008	78	50	5	U
ITMW-10	4/27/2009	87	52	4.4	J
ITMW-10	10/27/2009	110	50	4.2	J
ITMW-10	5/11/2010	85	46	2.4	J
ITMW-10	3/22/2011	92	42	2.7	J
ITMW-10	10/25/2011	94	39	2.5	J
ITMW-10	10/18/2012	100	37	2.5	
ITMW-10	10/15/2013	100	32	3.1	
ITMW-10	3/6/2014	166	32.3	1.2	J
ITMW-10	5/14/2014	184	32.4	1.4	J
ITMW-10	7/30/2014	273	38.3	1.8	J

ENVIRON

TABLE 7
HISTORICAL SUMMARY OF GROUNDWATER CONCENTRATIONS FOR TCE AND DAUGHTER-PRODUCTS
Whirlpool Facility
Fort Smith, Arkansas

Well ID	Date	Trichloroethene (µg/L)	cis-1,2-Dichloroethene (µg/L)	Vinyl Chloride (µg/L)
ITMW-11	1/1/1990	19,000	NT	180
ITMW-11	11/1/1990	4,700	NT	93
ITMW-11	2/1/1991	3,400	NT	ND
ITMW-11	11/1/1993	2,300	NT	43
ITMW-11	12/1/1996	510	ND	ND
ITMW-11	2/1/1999	650	10	ND
ITMW-11	3/1/2000	3,370	206	ND
ITMW-11	9/19/2000	8,030	327	11.7
ITMW-11	3/27/2001	7,000	200	10 U
ITMW-11	9/13/2001	6,000	183	10 U
ITMW-11	11/20/2001	5 U	5 U	10 U
ITMW-11	9/9/2002	800	72	10 U
ITMW-11	2/26/2003	3,630	306	60.7
ITMW-11	9/24/2003	3,990	269	11.8
ITMW-11	4/13/2004	3,160	240	37.8
ITMW-11	9/21/2004	3,450	204	10 U
ITMW-11	4/7/2005	4,210	282	66.7
ITMW-11	9/29/2005	3,910	199	18
ITMW-11	3/16/2006	12,800	1,210	381
ITMW-11	10/13/2006	8,000	340	47
ITMW-11	4/19/2007	3,970	199	200 U
ITMW-11	9/21/2007	7,600	180	21
ITMW-11	4/30/2008	4,500	210	58
ITMW-11	12/10/2008	5,800	190	27
ITMW-11	4/27/2009	2,500	200	24
ITMW-11	5/11/2010	6,200	290	28
ITMW-11	5/11/2010	6,200	290	45
ITMW-11	3/23/2011	9,700	520	130
ITMW-11	10/26/2011	8,800	310	16
ITMW-11	10/19/2012	1,400	34	2.4
ITMW-11	10/17/2013	180	8.7	2.9
ITMW-11	3/8/2014	2,980	187	22.5
ITMW-11	5/15/2014	1,590	99.5	5.5
ITMW-11	7/31/2014	7,380	156	6.9
ITMW-12	11/1/1990	2,400	NT	140
ITMW-12	2/1/1991	2,100	NT	ND
ITMW-12	11/1/1993	2,500	NT	35
ITMW-12	12/1/1996	1,200	NT	ND
ITMW-12	2/1/1999	3,100	480	34
ITMW-12	3/1/2000	3,110	320	19
ITMW-12	9/19/2000	3,350	180	12
ITMW-12	3/27/2001	3,900	200	20
ITMW-12	9/13/2001	3,100	159	10 U
ITMW-12	11/20/2001	2,400	300	20
ITMW-12	9/11/2002	4,200	300	10 U
ITMW-12	2/26/2003	3,940	308	10 U
ITMW-12	9/24/2003	2,920	242	10 U
ITMW-12	4/13/2004	2,410	245	10 U
ITMW-12	9/21/2004	1,780	238	10 U
ITMW-12	9/29/2005	2,120	273	10 U
ITMW-12	10/13/2006	3,500	310	9 J
ITMW-12	9/21/2007	2,100	220	10 U
ITMW-12	12/9/2008	1,500	180	5 U
ITMW-12	10/26/2011	1,600	230	1.8 J
ITMW-12	10/19/2012	2,500	200	3.6
ITMW-12	10/17/2013	2,300	190	3.2
ITMW-12	10/17/2013	2,300	160	4.1
ITMW-12	3/8/2014	2,400	207	3.4
ITMW-12	5/14/2014	2,740	164	14.0
ITMW-12	7/31/2014	2,710	173	13.6

ENVIRON

TABLE 7
HISTORICAL SUMMARY OF GROUNDWATER CONCENTRATIONS FOR TCE AND DAUGHTER-PRODUCTS
Whirlpool Facility
Fort Smith, Arkansas

Well ID	Date	Trichloroethene (µg/L)	cis-1,2-Dichloroethene (µg/L)	Vinyl Chloride (µg/L)
ITMW-13	11/1/1990	34	NT	18
ITMW-13	2/1/1991	32	NT	35
ITMW-13	11/1/1993	ND	NT	29
ITMW-13	12/1/1996	36	NT	36
ITMW-13	2/1/1999	36	140	48
ITMW-13	3/1/2000	37	121	53
ITMW-13	9/19/2000	22.4	112	50.5
ITMW-13	3/28/2001	44	92	40
ITMW-13	9/13/2001	35	111	80
ITMW-13	9/9/2002	81	86	20
ITMW-13	2/26/2003	70.2	85.5	10 U
ITMW-13	9/24/2003	159	130	10 U
ITMW-13	4/13/2004	48.4	87.2	10 U
ITMW-13	9/21/2004	25.5	71.6	10 U
ITMW-13	4/7/2005	71.8	103	10 U
ITMW-13	9/30/2005	72.7	114	17.9
ITMW-13	3/16/2006	141	187	10 U
ITMW-13	10/14/2006	100	150	17
ITMW-13	4/18/2007	83.1	78	4.3 J
ITMW-13	9/20/2007	28	40	10 U
ITMW-13	4/29/2008	69	72	10 U
ITMW-13	12/10/2008	26	23	5 U
ITMW-13	4/27/2009	79	78	5 U
ITMW-13	10/27/2009	18	22	5 U
ITMW-13	5/12/2010	97	72	5 U
ITMW-13	3/23/2011	130	83	5 U
ITMW-13	10/27/2011	64	40	5 U
ITMW-13	10/27/2011	65	41	5 U
ITMW-13	4/19/2012	97	63	5 U
ITMW-13	10/18/2012	400	260	1.0 J
ITMW-13	4/25/2013	86	52	0.14 J
ITMW-13	10/16/2013	150	74	2 U
ITMW-13	3/8/2014	69.3	45.3	2 U
ITMW-13	5/14/2014	54.0	34.7	0.17 J
ITMW-13	7/30/2014	36.5	27.5	2 U
ITMW-14	11/1/1990	ND	NT	13
ITMW-14	2/1/1991	ND	NT	ND
ITMW-14	11/1/1993	6	NT	ND
ITMW-14	12/1/1996	ND	NT	ND
ITMW-14	2/1/1999	ND	29	20
ITMW-14	3/1/2000	ND	24	12
ITMW-14	9/19/2000	5 U	13.6	10 U
ITMW-14	3/27/2001	5 U	24	10
ITMW-14	9/13/2001	5 U	5	10 U
ITMW-14	9/11/2002	41	6	10 U
ITMW-14	2/26/2003	5 U	5 U	10 U
ITMW-14	9/24/2003	5 U	5 U	10 U
ITMW-14	4/13/2004	5 U	5 U	10 U
ITMW-14	9/21/2004	5 U	5 U	10 U
ITMW-14	9/30/2005	5 U	5 U	10 U
ITMW-14	10/14/2006	4 J	8	10 UJ
ITMW-14	9/21/2007	5 J	9	10 U
ITMW-14	12/10/2008	5.7	9.3	5 U
ITMW-14	11/4/2010	110	14	5 U
ITMW-14	10/27/2011	6.3	11	5 U
ITMW-14	4/19/2012	7.6	16	5 U
ITMW-14	10/19/2012	5.4	11	2 U
ITMW-14	4/25/2013	6.8	14	2 U
ITMW-14	10/16/2013	2.9 J	4.9 J	2 U
ITMW-14	3/8/2014	6.1	11.9	2 U
ITMW-14	5/14/2014	5.3	11.3	2 U
ITMW-14	7/30/2014	4.0 J	9.2	2 U

ENVIRON

TABLE 7
HISTORICAL SUMMARY OF GROUNDWATER CONCENTRATIONS FOR TCE AND DAUGHTER-PRODUCTS
Whirlpool Facility
Fort Smith, Arkansas

Well ID	Date	Trichloroethene (µg/L)	cis-1,2-Dichloroethene (µg/L)	Vinyl Chloride (µg/L)
ITMW-15	11/1/1990	2,500	NT	55
ITMW-15	2/1/1991	1,700	NT	ND
ITMW-15	4/15/1991	2,000	NT	ND
ITMW-15	4/19/1991	2,100	NT	ND
ITMW-15	4/20/1991	2,400	NT	ND
ITMW-15	11/1/1993	4,300	NT	10
ITMW-15	12/1/1996	240	NT	ND
ITMW-15	2/1/1999	400	120	ND
ITMW-15	3/1/2000	339	97	ND
ITMW-15	9/19/2000	376	91	10 U
ITMW-15	3/28/2001	290	57	10 U
ITMW-15	9/13/2001	370	80	10 U
ITMW-15	11/20/2001	157	30	10 U
ITMW-15	9/11/2002	320	75	10 U
ITMW-15	2/26/2003	301	98.7	10 U
ITMW-15	9/25/2003	490	91.9	10 U
ITMW-15	4/14/2004	334	126	10 U
ITMW-15	9/21/2004	774	118	10 U
ITMW-15	4/7/2005	685	133	10 U
ITMW-15	9/29/2005	862	189	10 U
ITMW-15	3/16/2006	908	183	12
ITMW-15	10/13/2006	680	140	7 J
ITMW-15	4/19/2007	591	110	8.5 J
ITMW-15	9/21/2007	1,000	190	27
ITMW-15	4/29/2008	100	18	10 U
ITMW-15	12/10/2008	1,100	150	5 U
ITMW-15	4/27/2009	2,800	130	17
ITMW-15	5/11/2010	2,800	160	11
ITMW-15	10/26/2011	1,100	74	5 U
ITMW-15	10/19/2012	240	14	1.1 J
ITMW-15	10/16/2013	2,800	170	14
ITMW-15	3/8/2014	1,630	152	11.6
ITMW-15	5/14/2014	899	61.7	4.4
ITMW-15	5/14/2014	729	60.7	4.1
ITMW-15	7/30/2014	1,820	82.5	3.1
ITMW-16	2/1/1991	31	NT	ND
ITMW-16	11/1/1993	41	NT	7
ITMW-16	12/1/1996	ND	NT	ND
ITMW-16	2/1/1999	ND	ND	ND
ITMW-16	3/1/2000	7	ND	ND
ITMW-16	9/21/2000	5 U	5 U	10 U
ITMW-16	3/26/2001	5 U	5 U	10 U
ITMW-16	9/13/2001	5 U	5 U	10 U
ITMW-16	9/11/2002	5 U	5 U	10 U
ITMW-16	2/27/2003	5 U	5 U	10 U
ITMW-16	9/25/2003	5 U	5 U	10 U
ITMW-16	4/15/2004	5 U	5 U	10 U
ITMW-16	9/23/2004	5 U	5 U	10 U
ITMW-16	9/29/2005	5 U	5 U	10 U
ITMW-16	10/14/2006	5 U	5 U	10 U
ITMW-16	9/20/2007	5 U	5 U	10 U
ITMW-16	12/10/2008	5 U	5 U	5 U
ITMW-16	11/6/2010	17	5 U	5 U
ITMW-16	10/27/2011	5 U	5 U	5 U
ITMW-16	4/18/2012	5 U	5 U	5 U
ITMW-16	10/18/2012	5 U	5 U	2 U
ITMW-16	4/24/2013	5 U	5 U	2 U
ITMW-16	10/16/2013	5 U	5 U	2 U
ITMW-16	3/7/2014	0.30 J	5 U	2 U
ITMW-16	5/13/2014	5 U	5 U	2 U
ITMW-16	7/30/2014	5 U	5 U	2 U

TABLE 7
HISTORICAL SUMMARY OF GROUNDWATER CONCENTRATIONS FOR TCE AND DAUGHTER-PRODUCTS
Whirlpool Facility
Fort Smith, Arkansas

Well ID	Date	Trichloroethene (µg/L)	cis-1,2-Dichloroethene (µg/L)	Vinyl Chloride (µg/L)
ITMW-17	2/1/1991	21,000	NT	ND
ITMW-17	4/15/1991	21,000	NT	ND
ITMW-17	4/24/1991	21,000	NT	ND
ITMW-17	11/1/1993	18,000	NT	15
ITMW-17	12/1/1996	9,300	NT	ND
ITMW-17	2/1/1999	11,000	240	ND
ITMW-17	3/1/2000	6,780	171	ND
ITMW-17	9/19/2000	5,500	180	10 U
ITMW-17	1/5/2001	8,310	179	10 U
ITMW-17	3/28/2001	6,700	134	10 U
ITMW-17	9/13/2001	6,300	158	10 U
ITMW-17	9/11/2002	6,500	153	10 U
ITMW-17	2/26/2003	4,380	134	10 U
ITMW-17	9/25/2003	6,090	136	10 U
ITMW-17	4/14/2004	4,920	182	10 U
ITMW-17	9/21/2004	5,760	156	10 U
ITMW-17	4/7/2005	5,750	156	10 U
ITMW-17	9/29/2005	5,460	111	10 U
ITMW-17	3/15/2006	15,900	211	26.3
ITMW-17	10/12/2006	19,000	220	21
ITMW-17	4/18/2007	13,000	298	10 U
ITMW-17	9/21/2007	11,000	210	3 J
ITMW-17	4/29/2008	6,200	140	10 U
ITMW-17	12/10/2008	5,600	130	5 U
ITMW-17	4/27/2009	5,200	130	5 U
ITMW-17	5/11/2010	4,500	85	5 U
ITMW-17	11/4/2010	5,400	110	5 U
ITMW-17	3/22/2011	5,300	100	5 U
ITMW-17	10/26/2011	4,500	98	5 U
ITMW-17	4/19/2012	4,700	110	5 U
ITMW-17	10/19/2012	3,500	100	0.48 J
ITMW-17	4/25/2013	5,600	130	0.90 J
ITMW-17	10/17/2013	4,800	79	2 U
ITMW-17	3/8/2014	4,040	87.3	0.74 J
ITMW-17	5/15/2014	3,630	82.9	1.3 J
ITMW-17	5/15/2014	3,370	88.5	1.1 J
ITMW-17	7/30/2014	2,260	64.7	2 U
ITMW-18	2/1/1991	3,700	NT	ND
ITMW-18	11/1/1993	4,500	NT	6
ITMW-18	12/1/1996	1,600	NT	ND
ITMW-18	2/1/1999	6,300	480	ND
ITMW-18	3/1/2000	3,560	401	ND
ITMW-18	9/19/2000	4,080	409	10 U
ITMW-18	3/27/2001	4,200	370	100 U
ITMW-18	9/11/2001	4,100	300	10 U
ITMW-18	9/11/2002	6,700	300	10 U
ITMW-18	2/26/2003	5,110	290	10 U
ITMW-18	9/24/2003	7,700	415	10 U
ITMW-18	4/13/2004	7,740	410	10 U
ITMW-18	9/21/2004	7,050	380	10 U
ITMW-18	4/8/2005	7,080	389	10 U
ITMW-18	9/29/2005	4,660	241	10 U
ITMW-18	3/15/2006	5,750	373	50 U
ITMW-18	10/13/2006	6,600	300	10 U
ITMW-18	4/18/2007	15,000	387	10 U
ITMW-18	9/21/2007	8,300	310	100 U
ITMW-18	4/30/2008	9,000	350	10 U
ITMW-18	12/9/2008	7,200	320	5 U
ITMW-18	4/27/2009	7,100	320	5 U
ITMW-18	10/27/2009	7,800	360	5 U
ITMW-18	5/11/2010	11,000	360	5 U
ITMW-18	10/26/2011	8,500	290	5 U
ITMW-18	4/19/2012	9,800	360	2.9 J
ITMW-18	10/19/2012	7,600	260	1.2 J
ITMW-18	4/25/2013	7,200	270	0.90 J
ITMW-18	10/17/2013	7,000	280	0.64 J
ITMW-18	3/8/2014	8,550	242 J	1.7 J
ITMW-18	5/15/2014	2,940	101	2 U
ITMW-18	5/15/2014	2,500	108	2 U
ITMW-18	7/31/2014	5,360	139	1.6 J

ENVIRON

TABLE 7
HISTORICAL SUMMARY OF GROUNDWATER CONCENTRATIONS FOR TCE AND DAUGHTER-PRODUCTS
Whirlpool Facility
Fort Smith, Arkansas

Well ID	Date	Trichloroethene (µg/L)	cis-1,2-Dichloroethene (µg/L)	Vinyl Chloride (µg/L)
ITMW-19	2/1/1991	9,900	NT	ND
ITMW-19	11/1/1993	27,000	NT	7
ITMW-19	12/1/1996	25,000	NT	ND
ITMW-19	2/1/1999	33,000	150	ND
ITMW-19	3/1/2000	33,100	128	ND
ITMW-19	9/19/2000	35,700	197	10 U
ITMW-19	1/5/2001	34,000	166	10 U
ITMW-19	3/28/2001	38,000	119	10 U
ITMW-19	9/13/2001	19,000	132	10 U
ITMW-19	9/11/2002	27,000	167	10 U
ITMW-19	2/26/2003	16,200	126	10 U
ITMW-19	9/24/2003	27,300	186	10 U
ITMW-19	4/13/2004	19,400	186	10 U
ITMW-19	9/21/2004	20,000	148	10 U
ITMW-19	4/7/2005	16,200	145	10 U
ITMW-19	9/29/2005	25,700	144	10 U
ITMW-19	3/15/2006	21,300	177	100 U
ITMW-19	10/12/2006	16,000	150	2 J
ITMW-19	4/18/2007	20,000	131	10 U
ITMW-19	9/21/2007	19,000	110	200 U
ITMW-19	4/29/2008	17,000	98	100 U
ITMW-19	12/10/2008	11,000	93	5 U
ITMW-19	4/27/2009	13,000	100	5 U
ITMW-19	5/11/2010	19,000	130	5 U
ITMW-19	11/4/2010	19,000	150	5 U
ITMW-19	11/4/2010	18,000	140	5 U
ITMW-19	3/22/2011	16,000	110	1 J
ITMW-19	10/26/2011	17,000	120	5 U
ITMW-19	4/19/2012	15,000	110	5 U
ITMW-19	4/19/2012	18,000	110	5 U
ITMW-19	10/19/2012	15,000	110	0.89 J
ITMW-19	4/25/2013	13,000	110	0.57 J
ITMW-19	10/18/2013	16,000	91 J	2 U
ITMW-19	10/18/2013	14,000	100 J	2 U
ITMW-19	3/8/2014	8,850	66.7	0.57 J
ITMW-19	3/8/2014	8,270	60.8 J	100 U
ITMW-19	5/15/2014	9,780 J	65.8	0.85 J
ITMW-19	5/15/2014	15,300 J	67.2	0.87 J
ITMW-19	7/31/2014	13,300	85.5	0.96 J
ITMW-20	3/1/1991	ND	NT	ND
ITMW-20	11/1/1993	ND	NT	ND
ITMW-20	12/1/1996	290	NT	ND
ITMW-20	5/1/1997	ND	ND	ND
ITMW-20	2/1/1999	ND	ND	ND
ITMW-20	3/1/2000	ND	ND	ND
ITMW-20	9/21/2000	5 U	5 U	10 U
ITMW-20	3/27/2001	5 U	5 U	10 U
ITMW-20	9/11/2001	21	5 U	10 U
ITMW-20	9/10/2002	5 U	5 U	10 U
ITMW-20	2/27/2003	5 U	5 U	10 U
ITMW-20	9/24/2003	5 U	5 U	10 U
ITMW-20	4/14/2004	5 U	5 U	10 U
ITMW-20	9/22/2004	5 U	5 U	10 U
ITMW-20	9/29/2005	5 U	5 U	10 U
ITMW-20	10/12/2006	5 U	5 U	10 U
ITMW-20	9/19/2007	5 U	5 U	10 U
ITMW-20	12/10/2008	5 U	5 U	5 U
ITMW-20	10/29/2009	5 U	5 U	5 U
ITMW-20	5/12/2010	5 U	5 U	5 U
ITMW-20	11/5/2010	15	5 U	5 U
ITMW-20	10/26/2011	5 U	5 U	5 U
ITMW-20	10/26/2011	5 U	5 U	5 U
ITMW-20	4/18/2012	5 U	5 U	5 U
ITMW-20	10/18/2012	5 U	5 U	2 U
ITMW-20	4/23/2013	5 U	5 U	2 U
ITMW-20	10/14/2013	5 U	5 U	2 U
ITMW-20	3/5/2014	5 U	5 U	0.15 J
ITMW-20	5/12/2014	0.21 J	5 U	2 U
ITMW-20	7/30/2014	5 U	5 U	2 U

TABLE 7
HISTORICAL SUMMARY OF GROUNDWATER CONCENTRATIONS FOR TCE AND DAUGHTER-PRODUCTS
Whirlpool Facility
Fort Smith, Arkansas

Well ID	Date	Trichloroethene (µg/L)	cis-1,2-Dichloroethene (µg/L)	Vinyl Chloride (µg/L)
ITMW-21	3/1/1991	21	NT	ND
ITMW-21	11/1/1993	37	NT	ND
ITMW-21	12/1/1996	150	NT	ND
ITMW-21	2/1/1999	190	ND	ND
ITMW-21	3/1/2000	196	ND	ND
ITMW-21	9/19/2000	192	5 U	10 U
ITMW-21	3/28/2001	123	5 U	10 U
ITMW-21	9/13/2001	116	5 U	10 U
ITMW-21	9/10/2002	13	5 U	10 U
ITMW-21	2/26/2003	39.5	5 U	10 U
ITMW-21	9/23/2003	9.09	5 U	10 U
ITMW-21	4/14/2004	52.9	5 U	10 U
ITMW-21	9/22/2004	7.8	5 U	10 U
ITMW-21	9/28/2005	6.45	5 U	10 U
ITMW-21	10/12/2006	9	5 U	10 U
ITMW-21	9/21/2007	10	5 U	10 U
ITMW-21	12/9/2008	15	5 U	5 U
ITMW-21	10/27/2009	14	5 U	5 U
ITMW-21	11/4/2010	1,100	4.4 J	5 U
ITMW-21	3/22/2011	24	5 U	5 U
ITMW-21	10/25/2011	11	5 U	5 U
ITMW-21	4/17/2012	30	5 U	5 U
ITMW-21	10/19/2012	7.7	5 U	2 U
ITMW-21	4/24/2013	18	5 U	2 U
ITMW-21	10/15/2013	20	5 U	2 U
ITMW-21	3/6/2014	14.8	5 U	2 U
ITMW-21	5/14/2014	17.6	5 U	2 U
ITMW-21	7/30/2014	9.4	5 U	2 U
IW-72	1/16/2009	27	5 U	5 U
IW-72	4/23/2009	40	5 U	5 U
IW-72	5/8/2009	40	5 U	5 U
IW-72	3/3/2011	3.1 J	5 U	5 U
IW-72	5/19/2011	5 U	5	ND
IW-72	10/24/2011	5 U	5 U	5 U
IW-72	4/17/2012	3.8 J	5 U	5 U
IW-72	10/19/2012	25 U	25 U	10 U
IW-72	4/24/2013	5 U	5 U	2 U
IW-72	10/15/2013	5 U	5 U	2 U
IW-72	3/6/2014	5 U	5 U	2 U
IW-72	5/12/2014	5 U	5 U	2 U
IW-72	7/29/2014	5.0 U	5.0 U	2.0 U
IW-73	4/23/2009	400	16	5 U
IW-73	5/19/2011	160	3.6 J	ND
IW-73	10/25/2011	250	4.9 J	5 U
IW-73	4/17/2012	180	5.8	5 U
IW-73	10/20/2012	170	7.0	2 U
IW-73	4/24/2013	180	6.4	2 U
IW-73	10/15/2013	140	47	6.3
IW-73	3/7/2014	183	20.9	4.6
IW-73	5/14/2014	31.9	0.81 J	U
IW-73	7/29/2014	138	24.3	26.1
IW-74	4/23/2009	260	8.1	5 U
IW-74	5/19/2011	74	5 U	ND
IW-74	10/25/2011	150	3.1 J	5 U
IW-74	4/17/2012	130	2.4 J	5 U
IW-74	10/20/2012	160	3.4 J	2 U
IW-74	4/24/2013	160	4.8 J	2 U
IW-74	10/15/2013	190	5.7	2 U
IW-74	3/7/2014	151	4.5 J	2.2 J
IW-74	5/14/2014	169	4.3 J	0.80 J
IW-74	7/29/2014	177	5.8	0.91 J
IW-76	4/23/2009	730	28	5 U
IW-76	5/7/2009	460	28	5 U
IW-76	3/4/2011	380	11	5 U
IW-76	5/23/2011	460	12	ND
IW-76	10/25/2011	130	2.2 J	5 U
IW-76	4/17/2012	400	8.9	5 U
IW-76	10/20/2012	610	16	2 U
IW-76	4/24/2013	420	13	0.39 J
IW-76	10/15/2013	450	8.7	2 U
IW-76	3/8/2014	127	1.5 J	2 U
IW-76	5/14/2014	10.3	5 U	2 U
IW-76	7/29/2014	319	2.7 J	2 U

ENVIRON

TABLE 7
HISTORICAL SUMMARY OF GROUNDWATER CONCENTRATIONS FOR TCE AND DAUGHTER-PRODUCTS
Whirlpool Facility
Fort Smith, Arkansas

Well ID	Date	Trichloroethene (µg/L)	cis-1,2-Dichloroethene (µg/L)	Vinyl Chloride (µg/L)
IW-77	4/23/2009	570	20	5 U
IW-77	5/7/2009	300	17	5 U
IW-77	5/27/2009	250	13	5 U
IW-77	10/28/2009	380	13	5 U
IW-77	12/21/2009	250	12	5 U
IW-77	5/13/2010	260	11	5 U
IW-77	11/5/2010	1,400	41	5 U
IW-77	3/4/2011	430	14	5 U
IW-77	5/23/2011	440	15	ND
IW-77	10/25/2011	1,400	32	5 U
IW-77	4/17/2012	520	20	5 U
IW-77	4/17/2012	510	23	5 U
IW-77	10/19/2012	1,000	32	0.65 J
IW-77	4/24/2013	530	21	2 U
IW-77	10/16/2013	1,000	39	1.6 J
IW-77	10/16/2013	990	39	0.49 J
IW-77	3/8/2014	546	24.4	0.22 J
IW-77	5/14/2014	1,460	36.0	0.66 J
IW-77	7/29/2014	1,540	35.2	2 U
IW-80	4/23/2009	170	4 J	5 U
IW-80	5/7/2009	69	5 U	5 U
IW-80	5/19/2011	27	5 U	ND
IW-80	10/25/2011	9.7	5 U	5 U
IW-80	4/17/2012	55	2.2 J	5 U
IW-80	10/19/2012	48	5 U	2 U
IW-80	4/24/2013	40	5 U	2 U
IW-80	10/17/2013	62	2.4 J	2 U
IW-80	10/17/2013	58	2.4 J	2 U
IW-80	3/8/2014	79.1 J	2.7 J	2 U
IW-80	5/13/2014	24.2	5 U	2 U
IW-80	7/30/2014	25.6	0.85 J	2 U
MW-22	12/1/1996	ND	ND	ND
MW-22	5/1/1997	ND	ND	ND
MW-22	2/1/1999	ND	ND	ND
MW-22	3/1/2000	ND	ND	ND
MW-22	9/19/2000	5 U	5 U	10 U
MW-22	3/27/2001	5 U	5 U	10 U
MW-22	9/13/2001	5 U	5 U	10 U
MW-22	9/10/2002	9	5 U	10 U
MW-22	2/27/2003	5 U	5 U	10 U
MW-22	9/23/2003	5 U	5 U	10 U
MW-22	4/13/2004	5 U	5 U	10 U
MW-22	9/21/2004	5 U	5 U	10 U
MW-22	9/30/2005	5 U	5 U	10 U
MW-22	10/14/2006	5 U	5 U	10 UJ
MW-22	9/20/2007	5 U	5 U	10 U
MW-22	12/9/2008	5 U	5 U	5 U
MW-22	10/27/2009	5 U	5 U	5 U
MW-22	11/3/2010	5 U	5 U	5 U
MW-22	10/27/2011	2.1 J	5 U	5 U
MW-22	4/18/2012	5 U	5 U	5 U
MW-22	10/17/2012	5 U	5 U	2 U
MW-22	4/23/2013	5 U	5 U	2 U
MW-22	10/14/2013	5 U	5 U	2 U
MW-22	3/5/2014	5 U	5 U	2 U
MW-22	5/12/2014	5 U	5 U	2 U
MW-22	7/30/2014	5 U	5.0 U	2.0 U

ENVIRON

TABLE 7
HISTORICAL SUMMARY OF GROUNDWATER CONCENTRATIONS FOR TCE AND DAUGHTER-PRODUCTS
Whirlpool Facility
Fort Smith, Arkansas

Well ID	Date	Trichloroethene (µg/L)	cis-1,2-Dichloroethene (µg/L)	Vinyl Chloride (µg/L)
MW-25	2/1/1999	27,000	180	110
MW-25	12/1/1999	94,500	ND	ND
MW-25	3/1/2000	35,900	245	63
MW-25	9/21/2000	59,000	300	50
MW-25	3/28/2001	34,000	117	60
MW-25	9/13/2001	60,000	300	200 U
MW-25	9/9/2002	56,000	370	200
MW-25	2/26/2003	45,900	557	75.7
MW-25	7/17/2003	62,200	621	243
MW-25	9/24/2003	103,000	775	500 U
MW-25	4/14/2004	25,600	255	31.8
MW-25	9/21/2004	85,200	819	422
MW-25	4/7/2005	21,100	353	61.1
MW-25	9/28/2005	136,000	837	500 U
MW-25	3/15/2006	36,300	774	200 U
MW-25	10/12/2006	65,000	1,400	600
MW-25	4/18/2007	18,000	319	20
MW-25	9/21/2007	55,000	1,200	780
MW-25	4/29/2008	25,000	510	10 J
MW-25	12/10/2008	100,000	1,200	430
MW-25	4/27/2009	39,000	2,000	190
MW-25	10/27/2009	140,000	1,500	570
MW-25	5/11/2010	81,000	1,400	11
MW-25	11/4/2010	270,000	1,500	400
MW-25	3/22/2011	57,000	2,400	34
MW-25	10/26/2011	120,000	2,100	250 U
MW-25	4/17/2012	18,000	690	18
MW-25	10/19/2012	56,000	4,200	1,500
MW-25	10/19/2012	49,000	3,600	1,500
MW-25	4/25/2013	9,100	330	7.9
MW-25	4/25/2013	9,500	380	11
MW-25	10/18/2013	43,000	2,900	1,300
MW-25	3/8/2014	14,500	625	33.6 J
MW-25	5/15/2014	18,500	600 J	30.3
MW-25	7/31/2014	71,700	2,310 J	2.0 U
MW-26	2/1/1999	360	150	ND
MW-26	6/1/1999	ND	ND	ND
MW-26	3/1/2000	ND	ND	ND
MW-26	9/21/2000	5 U	5 U	10 U
MW-26	3/26/2001	5 U	5 U	10 U
MW-26	9/11/2001	5 U	5 U	10 U
MW-26	9/10/2002	5 U	5 U	10 U
MW-26	2/27/2003	5 U	5 U	10 U
MW-26	9/24/2003	5 U	5 U	10 U
MW-26	4/14/2004	5 U	5 U	10 U
MW-26	9/22/2004	5 U	5 U	10 U
MW-26	9/29/2005	5 U	5 U	10 U
MW-26	10/12/2006	5 U	5 U	10 U
MW-26	9/19/2007	5 U	5 U	10 U
MW-26	12/10/2008	5 U	5 U	5 U
MW-26	10/29/2009	5 U	5 U	5 U
MW-26	5/12/2010	5 U	5 U	5 U
MW-26	11/5/2010	22	5 U	5 U
MW-26	10/26/2011	5 U	5 U	5 U
MW-26	4/18/2012	5 U	5 U	5 U
MW-26	10/18/2012	5 U	5 U	2 U
MW-26	4/23/2013	5 U	5 U	2 U
MW-26	10/15/2013	5 U	5 U	2 U
MW-26	3/5/2014	5 U	5 U	2 U
MW-26	5/12/2014	0.25 J	5 U	2 U
MW-26	7/30/2014	5 U	5 U	2 U

ENVIRON

TABLE 7
HISTORICAL SUMMARY OF GROUNDWATER CONCENTRATIONS FOR TCE AND DAUGHTER-PRODUCTS
Whirlpool Facility
Fort Smith, Arkansas

Well ID	Date	Trichloroethene (µg/L)		cis-1,2-Dichloroethene (µg/L)		Vinyl Chloride (µg/L)	
MW-27	12/1/1999	ND		ND		ND	
MW-27	12/7/1999	5	U	5	U	10	U
MW-27	12/9/1999	5	U	5	U	10	U
MW-27	3/1/2000	ND		ND		ND	
MW-27	9/21/2000	5	U	5	U	10	U
MW-27	1/5/2001	5.55	U	5	U	10	U
MW-27	3/26/2001	5	U	5	U	10	U
MW-27	9/11/2001	5	U	5	U	10	U
MW-27	9/11/2002	5	U	5	U	10	U
MW-27	2/27/2003	5	U	5	U	10	U
MW-27	9/25/2003	5	U	5	U	10	U
MW-27	4/15/2004	5	U	5	U	10	U
MW-27	9/22/2004	5	U	5	U	10	U
MW-27	9/29/2005	5	U	5	U	10	U
MW-27	10/14/2006	2	J	5	U	10	U
MW-27	9/19/2007	5	U	5	U	10	U
MW-27	12/10/2008	5	U	5	U	5	U
MW-27	5/12/2010	3.1	J	5	U	5	U
MW-27	11/5/2010	42		5	U	5	U
MW-27	10/27/2011	5	U	5	U	5	U
MW-27	4/18/2012	2.6	J	5	U	5	U
MW-27	10/18/2012	5	U	5	U	2	U
MW-27	4/24/2013	5	U	5	U	2	U
MW-27	10/15/2013	5	U	5	U	2	U
MW-27	3/7/2014	0.31	J	5	U	2	U
MW-27	5/13/2014	5	U	5	U	2	U
MW-27	7/30/2014	0.63	J	5	U	2	U
MW-28	12/1/1999	ND		ND		ND	
MW-28	12/9/1999	5	U	5	U	10	U
MW-28	3/1/2000	ND		ND		ND	
MW-28	9/21/2000	5	U	5	U	10	U
MW-28	3/27/2001	5	U	5	U	10	U
MW-28	9/11/2001	5	U	5	U	10	U
MW-28	9/11/2002	5	U	5	U	10	U
MW-28	2/27/2003	5	U	5	U	10	U
MW-28	9/25/2003	5	U	5	U	10	U
MW-28	4/15/2004	5	U	5	U	10	U
MW-28	9/22/2004	5	U	5	U	10	U
MW-28	9/30/2005	5	U	5	U	10	U
MW-28	10/14/2006	5	U	5	U	10	UJ
MW-28	9/19/2007	5	U	5	U	10	U
MW-28	12/10/2008	5	U	5	U	5	U
MW-28	10/29/2009	5	U	5	U	5	U
MW-28	5/12/2010	2.6	J	5	U	5	U
MW-28	11/5/2010	54		5	U	5	U
MW-28	3/23/2011	1.6	J	5	U	5	U
MW-28	10/27/2011	5	U	5	U	5	U
MW-28	4/19/2012	5	U	5	U	5	U
MW-28	10/17/2012	5	U	5	U	2	U
MW-28	4/24/2013	5	U	5	U	2	U
MW-28	10/15/2013	5	U	5	U	2	U
MW-28	3/6/2014	5	U	5	U	2	U
MW-28	5/13/2014	0.30	J	5	U	2	U
MW-28	7/30/2014	5	U	5	U	2	U
MW-29	12/1/1999	ND		ND		ND	
MW-29	12/9/1999	5	U	5	U	10	U
MW-29	3/1/2000	ND		ND		ND	
MW-29	9/20/2000	5	U	5	U	10	U
MW-29	3/27/2001	5	U	5	U	10	U
MW-29	9/11/2001	5	U	5	U	10	U
MW-29	9/10/2002	5	U	5	U	10	U
MW-29	2/27/2003	5	U	5	U	10	U
MW-29	9/24/2003	5	U	5	U	10	U
MW-29	4/14/2004	5	U	5	U	10	U
MW-29	9/22/2004	5	U	5	U	10	U
MW-29	9/28/2005	5	U	5	U	10	U
MW-29	10/12/2006	5	U	5	U	10	U
MW-29	9/19/2007	5	U	5	U	10	U
MW-29	12/10/2008	5	U	5	U	5	U
MW-29	10/29/2009	5	U	5	U	5	U
MW-29	10/25/2011	5	U	5	U	5	U
MW-29	4/18/2012	5	U	5	U	5	U
MW-29	10/18/2012	5	U	5	U	2	U
MW-29	4/23/2013	5	U	5	U	2	U
MW-29	10/14/2013	5	U	5	U	2	U
MW-29	3/5/2014	0.52	J	5	U	2	U
MW-29	5/13/2014	0.18	J	5	U	2	U
MW-29	7/30/2014	5	U	5	U	2	U

ENVIRON

TABLE 7
HISTORICAL SUMMARY OF GROUNDWATER CONCENTRATIONS FOR TCE AND DAUGHTER-PRODUCTS
Whirlpool Facility
Fort Smith, Arkansas

Well ID	Date	Trichloroethene (µg/L)		cis-1,2-Dichloroethene (µg/L)		Vinyl Chloride (µg/L)	
MW-31	1/5/2001	5	U	5	U	10	U
MW-31	3/26/2001	5	U	5	U	10	U
MW-31	9/13/2001	5	U	5	U	10	U
MW-31	9/11/2002	5	U	5	U	10	U
MW-31	2/28/2003	5	U	5	U	10	U
MW-31	9/25/2003	5	U	5	U	10	U
MW-31	4/15/2004	5	U	5	U	10	U
MW-31	9/23/2004	5	U	5	U	10	U
MW-31	4/5/2005	5	U	5	U	10	U
MW-31	9/27/2005	5	U	5	U	10	U
MW-31	3/15/2006	5	U	5	U	10	U
MW-31	10/11/2006	3	J	5	U	10	U
MW-31	4/19/2007	5	U	5	U	10	U
MW-31	9/18/2007	5	U	5	U	10	U
MW-31	4/30/2008	2	J	5	U	10	U
MW-31	12/11/2008	5	U	5	U	5	U
MW-31	4/25/2009	5	U	5	U	5	U
MW-31	5/12/2010	5	U	5	U	5	U
MW-31	11/7/2010	48		5	U	5	U
MW-31	3/23/2011	5	U	5	U	5	U
MW-31	10/26/2011	5	U	5	U	5	U
MW-31	10/19/2012	5	U	5	U	2	U
MW-31	10/18/2013	5	U	5	U	2	U
MW-31	3/6/2014	5	U	5	U	2	U
MW-31	5/13/2014	5	U	5	U	2	U
MW-31	7/30/2014	5	U	5	U	2	U
MW-32	1/5/2001	108		5	U	10	U
MW-32	3/27/2001	174		5	U	10	U
MW-32	9/13/2001	95		5	U	10	U
MW-32	9/11/2002	109		5	U	10	U
MW-32	2/28/2003	133		5	U	10	U
MW-32	9/25/2003	32.3		5	U	10	U
MW-32	4/15/2004	76.9		5	U	10	U
MW-32	9/23/2004	51.4		5	U	10	U
MW-32	4/5/2005	158		5	U	10	U
MW-32	9/27/2005	97.6		5	U	10	U
MW-32	3/15/2006	111		5	U	10	U
MW-32	10/12/2006	85		4	J	10	U
MW-32	4/19/2007	66.3		10.1		10	U
MW-32	9/18/2007	78		5	U	10	U
MW-32	4/30/2008	70		2	J	10	U
MW-32	12/11/2008	60		5	U	5	U
MW-32	4/25/2009	47		5	U	5	U
MW-32	10/28/2009	68		1.8	J	5	U
MW-32	5/12/2010	58		5	U	5	U
MW-32	11/6/2010	120		5	U	5	U
MW-32	3/24/2011	66		1.4	J	5	U
MW-32	10/26/2011	73		5	U	5	U
MW-32	10/19/2012	61		1.2	J	2	U
MW-32	10/18/2013	48		1.4	J	2	U
MW-32	3/8/2014	36.8		1.1	J	2	U
MW-32	5/13/2014	33.1		0.19	J	2	U
MW-32	7/29/2014	37.2		1.0	J	2	U
MW-33	1/5/2001	120		5	U	10	U
MW-33	3/27/2001	260		7		10	U
MW-33	9/13/2001	310		8		10	U
MW-33	9/11/2002	450		8		10	U
MW-33	2/28/2003	274		6.62		10	U
MW-33	9/25/2003	198		5.95		10	U
MW-33	4/15/2004	871		21.3		10	U
MW-33	9/23/2004	798		15.3		10	U
MW-33	4/5/2005	1,430		24.5		10	U
MW-33	9/27/2005	1,030		15.2		10	U
MW-33	3/15/2006	1,610		20.5		10	U
MW-33	10/12/2006	1,300		19		10	U
MW-33	4/19/2007	1,430		9.2	J	50	U
MW-33	9/18/2007	1,700		25		10	U
MW-33	4/30/2008	1,100		16		10	U
MW-33	12/11/2008	1,200		18		5	U
MW-33	4/25/2009	1,200		19		5	U
MW-33	5/27/2009	1,000		19		5	U
MW-33	10/28/2009	1,200		20		5	U
MW-33	5/12/2010	1,100		21		5	U
MW-33	11/6/2010	1,200		17		5	U
MW-33	3/4/2011	500		14		5	U
MW-33	5/23/2011	1,300		18		ND	
MW-33	10/26/2011	1,000		16		5	U
MW-33	10/19/2012	1,300		18		0.56	J
MW-33	10/18/2013	1,100		19		2	U
MW-33	3/8/2014	918		15.9		0.56	J
MW-33	5/14/2014	954		15.1		0.56	J
MW-33	7/29/2014	1,600		20.8		0.59	J

ENVIRON

TABLE 7
HISTORICAL SUMMARY OF GROUNDWATER CONCENTRATIONS FOR TCE AND DAUGHTER-PRODUCTS
Whirlpool Facility
Fort Smith, Arkansas

Well ID	Date	Trichloroethene (µg/L)	cis-1,2-Dichloroethene (µg/L)	Vinyl Chloride (µg/L)
MW-34	3/28/2001	83	5 U	10 U
MW-34	9/13/2001	61	5 U	10 U
MW-34	9/9/2002	84	5 U	10 U
MW-34	2/28/2003	5 U	5 U	10 U
MW-34	9/25/2003	28.4	5 U	10 U
MW-34	11/14/2003	121	5 U	10 U
MW-34	4/15/2004	119	5 U	10 U
MW-34	9/23/2004	81.1	5 U	10 U
MW-34	12/9/2004	93.3	5 U	10 U
MW-34	4/5/2005	65.8	5 U	10 U
MW-34	9/30/2005	83.7	5 U	10 U
MW-34	3/14/2006	77.1	5 U	10 U
MW-34	10/11/2006	63	4 J	10 U
MW-34	4/18/2007	41	9.79	10 U
MW-34	9/19/2007	61	5 U	10 U
MW-34	4/30/2008	32	5 U	10 U
MW-34	12/10/2008	53	5 U	5 U
MW-34	4/24/2009	43	5 U	5 U
MW-34	5/27/2009	12	5 U	5 U
MW-34	10/28/2009	34	5 U	5 U
MW-34	5/12/2010	38	5 U	5 U
MW-34	11/7/2010	70	5 U	5 U
MW-34	11/7/2010	73	5 U	5 U
MW-34	3/24/2011	40	5 U	5 U
MW-34	3/24/2011	42	5 U	5 U
MW-34	10/26/2011	56	5 U	5 U
MW-34	10/20/2012	90	1.6 J	2 U
MW-34	10/17/2013	43	0.90 J	2 U
MW-34	3/8/2014	28.7	0.61 J	2 U
MW-34	5/13/2014	19.9	5 U	2 U
MW-34	7/29/2014	78.2	1.7 J	2 U
MW-35R	3/28/2001	960	34	10 U
MW-35R	9/13/2001	1,030	40	20 U
MW-35R	9/9/2002	900	31	10 U
MW-35R	2/28/2003	246	15.1	10 U
MW-35R	9/25/2003	297	19.8	10 U
MW-35R	11/14/2003	990	34.9	10 U
MW-35R	4/15/2004	1,150	45.8	10 U
MW-35R	9/23/2004	685	28.4	10 U
MW-35R	12/9/2004	880	42	10 U
MW-35R	4/6/2005	886	35	10 U
MW-35R	9/30/2005	804	29.3	10 U
MW-35R	3/14/2006	858	24.2	10 U
MW-35R	4/6/2006	1,540	52.5	10 U
MW-35R	10/11/2006	910	29	10 U
MW-35R	4/18/2007	900	27.6	10 U
MW-35R	9/19/2007	1,100	28	10 U
MW-35R	4/30/2008	1,100	33	10 U
MW-35R	12/11/2008	790	27	5 U
MW-35R	4/24/2009	1,100	37	5 U
MW-35R	5/7/2009	5 U	5 U	5 U
MW-35R	5/27/2009	5 U	5 U	5 U
MW-35R	11/5/2010	240	9.9	5 U
MW-35R	3/4/2011	180	8.4	5 U
MW-35R	5/23/2011	260	13	ND
MW-35R	10/25/2011	280	12	5 U
MW-35R	10/20/2012	280	10	2 U
MW-35R	10/17/2013	200	12	2 U
MW-35R	10/17/2013	220	13	ND
MW-35R	3/8/2014	345	14.9	2 U
MW-35R	5/13/2014	183	6.1	2 U
MW-35R	7/30/2014	64.7	2.8 J	2 U

ENVIRON

TABLE 7
HISTORICAL SUMMARY OF GROUNDWATER CONCENTRATIONS FOR TCE AND DAUGHTER-PRODUCTS
Whirlpool Facility
Fort Smith, Arkansas

Well ID	Date	Trichloroethene (µg/L)		cis-1,2-Dichloroethene (µg/L)		Vinyl Chloride (µg/L)	
MW-36	3/28/2001	5	U	5	U	10	U
MW-36	9/13/2001	5	U	5	U	10	U
MW-36	9/9/2002	5	U	5	U	10	U
MW-36	2/28/2003	5	U	5	U	10	U
MW-36	9/25/2003	5	U	5	U	10	U
MW-36	11/14/2003	5	U	5	U	10	U
MW-36	4/15/2004	5	U	5	U	10	U
MW-36	9/23/2004	5	U	5	U	10	U
MW-36	4/6/2005	5	U	5	U	10	U
MW-36	9/30/2005	5	U	5	U	10	U
MW-36	3/17/2006	5	U	5	U	10	U
MW-36	10/11/2006	5	U	5	U	10	U
MW-36	4/18/2007	5	U	5	U	10	U
MW-36	9/20/2007	5	U	5	U	10	U
MW-36	4/30/2008	5	U	5	U	10	U
MW-36	12/11/2008	5	U	5	U	5	U
MW-36	4/24/2009	5	U	5	U	5	U
MW-36	5/7/2009	5	U	5	U	5	U
MW-36	5/8/2009	5	U	5	U	5	U
MW-36	5/28/2009	5	U	5	U	5	U
MW-36	10/28/2009	5	U	5	U	5	U
MW-36	5/12/2010	5	U	5	U	5	U
MW-36	11/7/2010	9.9		5	U	5	U
MW-36	3/24/2011	5	U	5	U	5	U
MW-36	10/26/2011	5	U	5	U	5	U
MW-36	10/19/2012	5	U	5	U	2	U
MW-36	10/17/2013	5	U	5	U	2	U
MW-36	3/6/2014	0.22	J	5	U	2	U
MW-36	5/13/2014	5	U	5	U	2	U
MW-36	7/29/2014	0.61	J	5	U	2	U
MW-38	9/14/2001	620		90		20	U
MW-38	9/29/2005	5	U	98.9		2,150	
MW-38	10/13/2006	26		130		2,000	J
MW-38	12/10/2008	44		110		1,400	
MW-38	10/26/2011	580		870		1,100	
MW-38	10/18/2012	1,000		750		700	
MW-38	10/16/2013	2,300		1,200		560	
MW-38	3/8/2014	1,790		535		68.4	
MW-38	5/14/2014	1,650		428		97.9	
MW-38	7/31/2014	1,720		637		197	
MW-39	7/18/2003	5	U	5	U	10	U
MW-39	9/25/2003	5	U	5	U	10	U
MW-39	11/14/2003	5	U	5	U	10	U
MW-39	4/15/2004	5	U	5	U	10	U
MW-39	9/23/2004	5	U	5	U	10	U
MW-39	4/8/2005	5	U	5	U	10	U
MW-39	9/30/2005	5	U	5	U	10	U
MW-39	3/17/2006	5	U	5	U	10	U
MW-39	10/11/2006	5	U	5	U	10	U
MW-39	4/18/2007	5	U	5	U	10	U
MW-39	9/19/2007	5	U	5	U	10	U
MW-39	4/30/2008	5	U	5	U	10	U
MW-39	12/9/2008	5	U	5	U	5	U
MW-39	4/24/2009	5	U	5	U	5	U
MW-39	10/27/2009	5	U	5	U	5	U
MW-39	5/11/2010	5	U	5	U	5	U
MW-39	11/7/2010	20		5	U	5	U
MW-39	3/24/2011	5	U	5	U	5	U
MW-39	10/26/2011	5	U	5	U	5	U
MW-39	10/19/2012	5	U	5	U	2	U
MW-39	10/18/2013	5	U	5	U	2	U
MW-39	3/6/2014	5	U	5	U	2	U
MW-39	5/13/2014	0.23	J	5	U	2	U
MW-39	7/29/2014	0.79	J	5	U	2	U

ENVIRON

TABLE 7
HISTORICAL SUMMARY OF GROUNDWATER CONCENTRATIONS FOR TCE AND DAUGHTER-PRODUCTS
Whirlpool Facility
Fort Smith, Arkansas

Well ID	Date	Trichloroethene (µg/L)		cis-1,2-Dichloroethene (µg/L)		Vinyl Chloride (µg/L)	
MW-40	7/18/2003	5	U	5	U	10	U
MW-40	9/25/2003	5	U	5	U	10	U
MW-40	11/14/2003	5	U	5	U	10	U
MW-40	4/15/2004	5	U	5	U	10	U
MW-40	9/23/2004	5	U	5	U	10	U
MW-40	4/7/2005	5	U	5	U	10	U
MW-40	9/29/2005	5	U	5	U	10	U
MW-40	3/14/2006	5	U	5	U	10	U
MW-40	10/10/2006	5	U	5	U	10	U
MW-40	4/18/2007	5	U	5	U	10	U
MW-40	9/18/2007	5	U	5	U	10	U
MW-40	4/28/2008	5	U	5	U	10	U
MW-40	12/11/2008	5	U	5	U	5	U
MW-40	4/24/2009	5	U	5	U	5	U
MW-40	5/27/2009	5	U	5	U	5	U
MW-40	10/29/2009	5	U	5	U	5	U
MW-40	5/12/2010	5	U	5	U	5	U
MW-40	11/4/2010	5	U	5	U	5	U
MW-40	3/23/2011	5	U	5	U	5	U
MW-40	10/26/2011	5	U	5	U	5	U
MW-40	4/18/2012	3.9	J	5	U	5	U
MW-40	10/17/2012	5	U	5	U	2	U
MW-40	4/23/2013	5	U	5	U	2	U
MW-40	10/15/2013	5	U	5	U	2	U
MW-40	3/6/2014	5	U	5	U	2	U
MW-40	5/12/2014	0.76	J	5	U	2	U
MW-40	7/29/2014	5	U	5	U	2	U
MW-41	7/18/2003	964		45.5		10	U
MW-41	9/25/2003	722		37.8		10	U
MW-41	11/14/2003	331		205		10	U
MW-41	4/15/2004	760		54.2		10	U
MW-41	9/23/2004	1,060		48		10	U
MW-41	4/7/2005	1,170		58		10	U
MW-41	9/30/2005	1,120		55.8		10	U
MW-41	3/17/2006	917		52.5		10	U
MW-41	10/13/2006	970		43		10	UJ
MW-41	4/18/2007	900		30.1		10	U
MW-41	9/20/2007	850		32		10	U
MW-41	4/30/2008	730		31		10	U
MW-41	12/11/2008	820		29		5	U
MW-41	4/24/2009	660		25		5	U
MW-41	5/7/2009	180		4.7	J	5	U
MW-41	5/8/2009	180		4.7	J	5	U
MW-41	5/27/2009	230		16		5	U
MW-41	10/28/2009	180		4	J	5	U
MW-41	5/13/2010	610		19		5	U
MW-41	11/5/2010	930		31		5	U
MW-41	3/4/2011	120		20		5	U
MW-41	5/23/2011	370		15		ND	
MW-41	10/25/2011	420		18		5	U
MW-41	10/20/2012	620		23		2	U
MW-41	10/20/2012	550		21		2	U
MW-41	10/16/2013	520		24		2	U
MW-41	3/7/2014	501		19.7		0.68	J
MW-41	5/14/2014	518		18.0		0.50	J
MW-41	7/30/2014	480		19.7		2	U

ENVIRON

TABLE 7
HISTORICAL SUMMARY OF GROUNDWATER CONCENTRATIONS FOR TCE AND DAUGHTER-PRODUCTS
Whirlpool Facility
Fort Smith, Arkansas

Well ID	Date	Trichloroethene (µg/L)	cis-1,2-Dichloroethene (µg/L)	Vinyl Chloride (µg/L)
MW-46R	11/14/2003	39.9	5 U	10 U
MW-46R	4/15/2004	77.1	27.2	10 U
MW-46R	9/23/2004	142	21.2	10 U
MW-46R	4/6/2005	210	28.4	10 U
MW-46R	9/28/2005	222	15.6	10 U
MW-46R	3/16/2006	111	6.37	10 U
MW-46R	4/6/2006	300	5 U	10 U
MW-46R	10/11/2006	450	8	10 U
MW-46R	4/17/2007	440	12.5	10 U
MW-46R	9/18/2007	420	9	10 U
MW-46R	4/29/2008	430	8	10 U
MW-46R	12/9/2008	310	19	5 U
MW-46R	4/25/2009	460	11	5 U
MW-46R	5/27/2009	5 U	5 U	5 U
MW-46R	10/27/2009	390	12	5 U
MW-46R	12/21/2009	410	10	5 U
MW-46R	5/11/2010	610	13	5 U
MW-46R	11/5/2010	650	12	5 U
MW-46R	3/7/2011	670	14	5 U
MW-46R	3/22/2011	680	11	5 U
MW-46R	5/23/2011	610	13	ND
MW-46R	10/26/2011	460	10	5 U
MW-46R	4/18/2012	680	14	5 U
MW-46R	10/20/2012	410	7.9	0.44 J
MW-46R	4/23/2013	470	7.6	0.91 J
MW-46R	10/18/2013	410	11	2 U
MW-46R	3/7/2014	469	12.8	0.46 J
MW-46R	5/14/2014	471	12.8	0.76 J
MW-46R	7/29/2014	472	13.7	0.64 J
MW-50	4/15/2004	6.51	5 U	10 U
MW-50	9/23/2004	5 U	5 U	10 U
MW-50	12/10/2004	5 U	5 U	10 U
MW-50	4/6/2005	5 U	5 U	10 U
MW-50	9/28/2005	5 U	5 U	10 U
MW-50	3/17/2006	5 U	5 U	10 U
MW-50	10/12/2006	5 U	5 U	10 U
MW-50	4/19/2007	5 U	5 U	10 U
MW-50	9/19/2007	5 U	5 U	10 U
MW-50	4/29/2008	5 U	5 U	10 U
MW-50	12/10/2008	5 U	5 U	5 U
MW-50	4/24/2009	5 U	5 U	5 U
MW-50	10/27/2009	5 U	5 U	5 U
MW-50	5/11/2010	5 U	5 U	5 U
MW-50	11/5/2010	5 U	5 U	5 U
MW-50	3/23/2011	5 U	5 U	5 U
MW-50	10/25/2011	5 U	5 U	5 U
MW-50	10/17/2012	5 U	5 U	2 U
MW-50	10/16/2013	1.6 J	5 U	2 U
MW-50	3/6/2014	5 U	5 U	2 U
MW-50	5/13/2014	5 U	5 U	2 U
MW-50	7/28/2014	5 U	5 U	2 U
MW-55	12/9/2004	5 U	5 U	10 U
MW-55	4/8/2005	5 U	5 U	10 U
MW-55	9/28/2005	5 U	5 U	10 U
MW-55	3/16/2006	5 U	5 U	10 U
MW-55	10/13/2006	2 J	5 U	10 UJ
MW-55	4/19/2007	2.6 J	5 U	10 U
MW-55	9/19/2007	5 J	5 U	10 U
MW-55	4/29/2008	5 U	5 U	10 U
MW-55	12/10/2008	5 U	5 U	5 U
MW-55	4/24/2009	5 U	5 U	5 U
MW-55	10/27/2009	3.6 J	5 U	5 U
MW-55	5/12/2010	4.2 J	5 U	5 U
MW-55	11/6/2010	14	5 U	5 U
MW-55	3/23/2011	5.5	5 U	5 U
MW-55	10/25/2011	7	5 U	5 U
MW-55	10/20/2012	9.2	5 U	2 U
MW-55	10/16/2013	13	5 U	2 U

TABLE 7
HISTORICAL SUMMARY OF GROUNDWATER CONCENTRATIONS FOR TCE AND DAUGHTER-PRODUCTS
Whirlpool Facility
Fort Smith, Arkansas

Well ID	Date	Trichloroethene (µg/L)	cis-1,2-Dichloroethene (µg/L)	Vinyl Chloride (µg/L)
MW-56	12/10/2004	90.2	5 U	10 U
MW-56	4/8/2005	88.2	5 U	10 U
MW-56	9/28/2005	207	5 U	10 U
MW-56	3/16/2006	8.7	5 U	10 U
MW-56	10/14/2006	110	2 J	10 UJ
MW-56	4/19/2007	5 U	5 U	10 U
MW-56	9/19/2007	38	5 U	10 U
MW-56	4/29/2008	4 J	5 U	10 U
MW-56	12/10/2008	93	5 U	5 U
MW-56	4/24/2009	14	5 U	5 U
MW-56	10/27/2009	8.7	5 U	5 U
MW-56	5/12/2010	230	6.4	5 U
MW-56	3/23/2011	71	2.6 J	5 U
MW-56	10/25/2011	150	11	1.9 J
MW-56	10/20/2012	470	11	2 U
MW-56	10/17/2013	590	17	2 U
MW-56	3/7/2014	618	15.3	0.15 J
MW-56	6/11/2014	307	17.6	0.16 J
MW-56	7/29/2014	516	19.3	2 U
MW-57	12/10/2004	207	6.72	10 U
MW-57	4/8/2005	282	6.83	10 U
MW-57	9/28/2005	96	5 U	10 U
MW-57	3/16/2006	254	7.56	10 U
MW-57	10/13/2006	64	5 U	10 UJ
MW-57	4/19/2007	201	3.77 J	10 U
MW-57	9/20/2007	250	5 J	10 U
MW-57	4/30/2008	14	5 U	10 U
MW-57	12/10/2008	130	7.4	5 U
MW-57	4/24/2009	96	4.2 J	5 U
MW-57	10/27/2009	100	2.6 J	5 U
MW-57	5/12/2010	210	6	5 U
MW-57	3/23/2011	110	2.3 J	5 U
MW-57	10/25/2011	59	2 J	5 U
MW-57	10/20/2012	120	5.1	2 U
MW-57	10/17/2013	210	7.4	2 U
MW-57	3/7/2014	134	3.0 J	0.14 J
MW-57	6/11/2014	167	4.4 J	2 U
MW-57	7/29/2014	308	8.2	2 U
MW-58	12/9/2004	526	14.5	10 U
MW-58	4/7/2005	809	18.8	10 U
MW-58	9/28/2005	486	10.9	10 U
MW-58	3/16/2006	421	8.66	10 U
MW-58	10/13/2006	620	14	10 UJ
MW-58	4/19/2007	717	9.54 J	25 U
MW-58	9/19/2007	640	16	10 U
MW-58	4/30/2008	580	14	10 U
MW-58	12/11/2008	510	13	5 U
MW-58	4/25/2009	580	15	5 U
MW-58	10/28/2009	480	11	5 U
MW-58	5/12/2010	660	14	5 U
MW-58	11/6/2010	560	11	5 U
MW-58	11/6/2010	580	12	5 U
MW-58	3/24/2011	710	12	5 U
MW-58	3/24/2011	700	14	1.1 J
MW-58	10/20/2012	440	18	0.84 J
MW-58	10/17/2013	410	13	1.5 J
MW-58	10/17/2013	420	12	1.1 J
MW-58	3/7/2014	293	22.3	0.93 J
MW-58	5/12/2014	397	12.1	0.72 J
MW-58	7/29/2014	399	12.7	0.76 J

ENVIRON

TABLE 7
HISTORICAL SUMMARY OF GROUNDWATER CONCENTRATIONS FOR TCE AND DAUGHTER-PRODUCTS
Whirlpool Facility
Fort Smith, Arkansas

Well ID	Date	Trichloroethene (µg/L)		cis-1,2-Dichloroethene (µg/L)		Vinyl Chloride (µg/L)	
MW-60	4/1/2005	5	U	5	U	10	U
MW-60	9/30/2005	5	U	5	U	10	U
MW-60	3/17/2006	5	U	5	U	10	U
MW-60	10/12/2006	5	U	5	U	10	U
MW-60	4/19/2007	5	U	5	U	10	U
MW-60	9/19/2007	5	U	5	U	10	U
MW-60	4/29/2008	5	U	5	U	10	U
MW-60	12/10/2008	5	U	5	U	5	U
MW-60	4/24/2009	5	U	5	U	5	U
MW-60	10/27/2009	5	U	5	U	5	U
MW-60	5/11/2010	5	U	5	U	5	U
MW-60	11/4/2010	5	U	5	U	5	U
MW-60	3/23/2011	5	U	5	U	5	U
MW-60	10/25/2011	5	U	5	U	5	U
MW-60	10/17/2012	5	U	5	U	2	U
MW-60	10/15/2013	5	U	5	U	2	U
MW-60	3/6/2014	5	U	5	U	2	U
MW-60	5/13/2014	0.21	J	5	U	2	U
MW-60	7/28/2014	1.0	J	5	U	2	U
MW-61	4/1/2005	5	U	5	U	10	U
MW-61	9/30/2005	5	U	5	U	10	U
MW-61	3/17/2006	5	U	5	U	10	U
MW-61	10/12/2006	5	U	5	U	10	U
MW-61	4/19/2007	5	U	5	U	10	U
MW-61	9/19/2007	5	U	5	U	10	U
MW-61	4/29/2008	5	U	5	U	10	U
MW-61	12/10/2008	5	U	5	U	5	U
MW-61	4/24/2009	4	J	5	U	5	U
MW-61	10/27/2009	5	U	5	U	5	U
MW-61	5/11/2010	5	U	5	U	5	U
MW-61	11/4/2010	5	U	5	U	5	U
MW-61	3/23/2011	1.8	J	5	U	5	U
MW-61	10/25/2011	5	U	5	U	5	U
MW-61	10/17/2012	2.4	J	5	U	2	U
MW-61	10/16/2013	4.0	J	5	U	2	U
MW-61	3/6/2014	4.7	J	5	U	2	U
MW-61	5/13/2014	6.6		5	U	2	U
MW-61	7/28/2014	8.1		5	U	2	U
MW-62	4/1/2005	5	U	5	U	10	U
MW-62	9/30/2005	5	U	5	U	10	U
MW-62	3/16/2006	5	U	5	U	10	U
MW-62	10/12/2006	5	U	5	U	10	U
MW-62	4/19/2007	5	U	5	U	10	U
MW-62	9/19/2007	5	U	5	U	10	U
MW-62	4/29/2008	5	U	5	U	10	U
MW-62	12/10/2008	5	U	5	U	5	U
MW-62	4/24/2009	5	U	5	U	5	U
MW-62	10/27/2009	5	U	5	U	5	U
MW-62	5/11/2010	5	U	5	U	5	U
MW-62	3/23/2011	5	U	5	U	5	U
MW-62	10/25/2011	1.9	J	5	U	5	U
MW-62	10/17/2012	5	U	5	U	2	U
MW-62	10/17/2013	5	U	5	U	2	U
MW-62	3/7/2014	0.18	J	5	U	2	U
MW-62	5/14/2014	0.62	J	5	U	2	U
MW-62	7/29/2014	5	U	5	U	2	U

TABLE 7
HISTORICAL SUMMARY OF GROUNDWATER CONCENTRATIONS FOR TCE AND DAUGHTER-PRODUCTS
Whirlpool Facility
Fort Smith, Arkansas

Well ID	Date	Trichloroethene (µg/L)		cis-1,2-Dichloroethene (µg/L)		Vinyl Chloride (µg/L)	
MW-63	4/1/2005	8.14		5	U	10	U
MW-63	9/30/2005	5	U	5	U	10	U
MW-63	3/16/2006	9.76		5	U	10	U
MW-63	4/6/2006	11.6		5	U	10	U
MW-63	10/12/2006	4	J	5	U	10	U
MW-63	4/19/2007	4.08	J	5	U	10	U
MW-63	9/19/2007	8		5	U	10	U
MW-63	4/30/2008	3	J	5	U	10	U
MW-63	12/10/2008	5	U	5	U	5	U
MW-63	4/24/2009	4.3	J	5	U	5	U
MW-63	10/27/2009	7.7		5	U	5	U
MW-63	5/11/2010	7.6		5	U	5	U
MW-63	11/6/2010	11		5	U	5	U
MW-63	3/23/2011	12		5	U	5	U
MW-63	10/25/2011	9.8		5	U	5	U
MW-63	10/19/2012	5	U	5	U	2	U
MW-63	10/17/2013	7.5		5	U	2	U
MW-63	3/7/2014	9.4		1.3	J	2	U
MW-63	5/14/2014	12.2		0.61	J	0.13	J
MW-63	7/28/2014	8.3		0.99	J	2	U
MW-65	10/11/2006	560		18		10	U
MW-65	4/19/2007	1,350		23.4		10	U
MW-65	9/20/2007	580		17		10	U
MW-65	4/30/2008	570		16		10	U
MW-65	12/11/2008	460		11		5	U
MW-65	4/24/2009	620		19		5	U
MW-65	11/7/2010	400		11		5	U
MW-65	3/4/2011	370		13		5	U
MW-65	10/25/2011	310		10		5	U
MW-65	10/20/2012	280		8.9		2	U
MW-65	10/17/2013	220		8.6		2	U
MW-65	3/8/2014	199		6.6		2	U
MW-65	5/14/2014	195		6.9		2	U
MW-65	7/30/2014	17.1		5	U	2	U
MW-66	4/6/2006	5	U	5	U	10	U
MW-66	10/12/2006	2	J	5	U	10	U
MW-66	4/18/2007	5	U	5	U	10	U
MW-66	9/19/2007	4	J	5	U	10	U
MW-66	4/29/2008	5	U	5	U	10	U
MW-66	12/10/2008	5	U	5	U	5	U
MW-66	4/25/2009	5	U	5	U	5	U
MW-66	10/28/2009	5	U	5	U	5	U
MW-66	5/11/2010	5	U	5	U	5	U
MW-66	11/3/2010	5	U	5	U	5	U
MW-66	3/24/2011	1.6	J	5	U	5	U
MW-66	10/26/2011	1.8	J	5	U	5	U
MW-66	10/17/2012	5	U	5	U	2	U
MW-66	10/17/2013	2.1	J	5	U	2	U
MW-66	3/7/2014	3.5	J	5	U	2	U
MW-66	5/13/2014	3.1	J	5	U	2	U
MW-66	7/28/2014	2.6	J	5	U	2	U

TABLE 7
HISTORICAL SUMMARY OF GROUNDWATER CONCENTRATIONS FOR TCE AND DAUGHTER-PRODUCTS
Whirlpool Facility
Fort Smith, Arkansas

Well ID	Date	Trichloroethene (µg/L)		cis-1,2-Dichloroethene (µg/L)		Vinyl Chloride (µg/L)	
MW-67	4/6/2006	5	U	5	U	10	U
MW-67	10/12/2006	1	J	5	U	10	U
MW-67	4/19/2007	5	U	5	U	10	U
MW-67	9/18/2007	5	U	5	U	10	U
MW-67	4/29/2008	5	U	5	U	10	U
MW-67	12/10/2008	5	U	5	U	5	U
MW-67	4/25/2009	5	U	5	U	5	U
MW-67	10/28/2009	5	U	5	U	5	U
MW-67	5/11/2010	5	U	5	U	5	U
MW-67	11/3/2010	5	U	5	U	5	U
MW-67	3/24/2011	5	U	5	U	5	U
MW-67	10/26/2011	5	U	5	U	5	U
MW-67	10/17/2012	5	U	5	U	2	U
MW-67	10/17/2013	5	U	5	U	2	U
MW-67	3/7/2014	5	U	5	U	2	U
MW-67	5/13/2014	5	U	5	U	2	U
MW-67	7/28/2014	5	U	5	U	2	U
MW-68	1/15/2009	5	U	5	U	5	U
MW-68	4/24/2009	5	U	5	U	5	U
MW-68	10/28/2009	5	U	5	U	5	U
MW-68	5/13/2010	5	U	5	U	5	U
MW-68	11/6/2010	9.5		5	U	5	U
MW-68	10/26/2011	5	U	5	U	5	U
MW-68	10/17/2012	5	U	5	U	2	U
MW-68	10/16/2013	5	U	5	U	2	U
MW-68	3/6/2014	5	U	5	U	2	U
MW-68	5/14/2014	0.49	J	5	U	2	U
MW-68	7/29/2014	5	U	5	U	2	U
MW-71	10/28/2009	190		6.3		5	U
MW-71	5/13/2010	160		7.4		5	U
MW-71	11/4/2010	250		7.2		5	U
MW-71	3/22/2011	76		1.6	J	5	U
MW-71	10/26/2011	130		2.7	J	5	U
MW-71	4/18/2012	160		5.3		5	U
MW-71	10/20/2012	210		7.3		2	U
MW-71	4/23/2013	220		4.8	J	0.23	J
MW-71	10/16/2013	160		6.1		0.57	J
MW-71	3/7/2014	166		5.8		0.19	J
MW-71	5/13/2014	164		5.3		0.33	J
MW-71	7/29/2014	181		6.4		2	U
RW-69	1/15/2009	170		7.1		5	U
RW-69	4/24/2009	62		5	U	5	U
RW-69	5/27/2009	290		10		5	U
RW-69	12/21/2009	200		6.3		5	U
RW-69	5/13/2010	170		8.2		5	U
RW-69	11/4/2010	320		9		5	U
RW-69	3/3/2011	200		7.1		5	U
RW-69	5/23/2011	130		3.0	J	ND	
RW-69	10/26/2011	210		5.7		5	U
RW-69	4/18/2012	150		3.6	J	5	U
RW-69	10/18/2012	180		5.0		2	U
RW-69	4/23/2013	190		2.8	J	2	U
RW-69	10/16/2013	190		7.7		2	U
RW-69	3/7/2014	105		3.5	J	0.41	J
RW-69	5/13/2014	110		3.3	J	0.30	J
RW-69	7/29/2014	164		5.6		0.5	J

Notes:
NA - Not Available
ND - Result is not detected at the associated method quantitation limit
NT - Analyte not tested
J - Estimated Concentration
U - Not Detected

ENVIRON

TABLE 8
SUMMARY OF STATISTICAL TEMPORAL TREND ANALYSIS (2009 through 3rd Quarter 2014)
Whirlpool Facility
Fort Smith, Arkansas

Well ID	Start Date	End Date	Number of Samples	Trichloroethene	cis-1,2-Dichloroethene	Vinyl Chloride
Southern Plume Wells (includes Source Area Wells as indicated by bold font well ID)						
ITMW-1	10/27/2011	7/30/2014	8	Stable	Stable	ND
ITMW-2	11/3/2010	7/30/2014	10	<PQL	<PQL	ND
ITMW-3	11/4/2010	10/15/2013	6	Decreasing	<PQL	ND
ITMW-4	10/25/2011	7/30/2014	6	<PQL	Stable	No Trend
ITMW-5	4/27/2009	10/16/2013	10	Stable	Decreasing	<PQL
ITMW-6	10/28/2009	7/30/2014	10	<PQL	Increasing	<PQL
ITMW-7	4/27/2009	7/30/2014	12	Decreasing	Decreasing	No Trend
ITMW-9	4/27/2009	7/30/2014	12	Stable	Decreasing	No Trend
ITMW-10	4/27/2009	7/30/2014	10	Increasing	Decreasing	Decreasing
ITMW-11	4/27/2009	7/31/2014	9	Stable	Stable	No Trend
ITMW-12	10/26/2011	7/31/2014	7	Increasing	Decreasing	Increasing
ITMW-13	4/27/2009	7/30/2014	12	Stable	Stable	<PQL
ITMW-14	11/4/2010	7/30/2014	9	Decreasing	Stable	ND
ITMW-15	4/27/2009	7/30/2014	8	Stable	Stable	Stable
ITMW-16	11/6/2010	7/30/2014	9	No Trend	ND	ND
ITMW-17	4/27/2009	7/30/2014	12	Decreasing	Decreasing	<PQL
ITMW-18	4/27/2009	7/31/2014	11	Decreasing	Decreasing	<PQL
ITMW-19	4/27/2009	7/31/2014	12	Decreasing	Decreasing	<PQL
ITMW-20	10/29/2009	7/30/2014	11	No Trend	ND	<PQL
ITMW-21	10/27/2009	7/30/2014	11	No Trend	<PQL	ND
MW-22	10/27/2009	7/30/2014	10	<PQL	ND	ND
MW-25	4/27/2009	7/31/2014	13	Decreasing	Stable	No Trend
MW-26	10/29/2009	7/30/2014	11	No Trend	ND	ND
MW-29	10/29/2009	7/30/2014	9	<PQL	ND	ND
MW-30	11/3/2010	10/14/2013	6	Stable	Stable	<PQL
MW-37	4/27/2009	10/17/2013	10	Decreasing	Decreasing	Stable
MW-38	10/26/2011	7/31/2014	6	Stable	Stable	Decreasing
Northern Plume Wells						
MW-23	4/27/2009	10/16/2013	10	Stable	ND	ND
MW-24	4/27/2009	4/25/2013	8	Stable	<PQL	<PQL
MW-27	5/12/2010	7/30/2014	10	No Trend	ND	ND
MW-28	10/29/2009	7/30/2014	12	No Trend	ND	ND
MW-31	4/25/2009	7/30/2014	10	No Trend	ND	ND
MW-32	4/25/2009	7/29/2014	11	Decreasing	<PQL	ND
MW-33	4/25/2009	7/29/2014	13	Stable	Stable	<PQL
MW-34	4/24/2009	7/29/2014	12	Stable	<PQL	ND
MW-35R	4/24/2009	7/30/2014	13	No Trend	Stable	ND
MW-36	4/24/2009	7/29/2014	14	Increasing	ND	ND
MW-39	4/24/2009	7/29/2014	11	No Trend	ND	ND
MW-40	4/24/2009	7/29/2014	14	<PQL	ND	ND
MW-41	4/24/2009	7/30/2014	15	Stable	Stable	<PQL
MW-42B	4/25/2009	4/25/2009	1	<4 Results	<4 Results	<4 Results
MW-43	4/25/2009	5/8/2009	3	<4 Results	<4 Results	<4 Results
MW-46R	4/25/2009	7/29/2014	17	Stable	Stable	<PQL
MW-50	4/24/2009	7/28/2014	11	<PQL	ND	ND
MW-55	4/24/2009	10/16/2013	8	Increasing	ND	ND
MW-56	4/24/2009	7/29/2014	10	Increasing	Increasing	<PQL
MW-57	4/24/2009	7/29/2014	10	Increasing	Stable	<PQL
MW-58	4/25/2009	7/29/2014	12	Decreasing	Stable	<PQL
MW-60	4/24/2009	7/28/2014	11	<PQL	ND	ND
MW-61	4/24/2009	7/28/2014	11	Increasing	ND	ND
MW-62	4/24/2009	7/29/2014	10	<PQL	ND	ND
MW-63	4/24/2009	7/28/2014	11	Stable	<PQL	<PQL
MW-65	4/24/2009	7/30/2014	9	Decreasing	Decreasing	ND
MW-66	4/25/2009	7/28/2014	11	<PQL	ND	ND
MW-67	4/25/2009	7/28/2014	11	ND	ND	ND
MW-68	1/15/2009	7/29/2014	11	No Trend	ND	ND
RW-69	1/15/2009	7/29/2014	16	Stable	Decreasing	<PQL
MW-70	11/4/2010	10/16/2013	7	Stable	Decreasing	<PQL
MW-71	10/28/2009	7/29/2014	12	Stable	Stable	<PQL
IW-72	1/16/2009	7/29/2014	13	Decreasing	ND	ND
IW-73	4/23/2009	7/29/2014	10	Decreasing	No Trend	Increasing
IW-74	4/23/2009	7/29/2014	10	Stable	Stable	Increasing
IW-75	1/16/2009	10/15/2013	5	No Trend	<PQL	ND
IW-76	4/23/2009	7/29/2014	12	Decreasing	Decreasing	<PQL
IW-77	4/23/2009	7/29/2014	17	Increasing	Increasing	<PQL
IW-78	10/25/2011	10/17/2013	5	Stable	Stable	ND
IW-79	10/25/2011	10/17/2013	5	Stable	Stable	<PQL
IW-80	4/23/2009	7/30/2014	11	Stable	<PQL	ND

Notes:
ND - Result is Not Detected at the associated method quantitation limit
<PQL - Analyte qualified as estimated because it was detected above method detection limit but below reporting limit or mixture of estimated and non-detect results

TABLE 9
SUMMARY OF TEMPORAL TREND ANALYSIS BY WELL CATEGORY
(2009 through 3rd Quarter 2014)
Whirlpool Facility
Fort Smith, Arkansas

Southern Plume Wells (includes Source Area Wells)						
Chemical	**3rd Quarter 2014 Concentration Trend**	***Increasing***	***Decreasing***	***Stable***	***No Trend***	***Not Detected***
Trichloroethene		2	8	8	4	5
cis-1,2-Dichloroethene		1	9	9	0	8
Vinyl Chloride		1	2	2	5	17
Northern Plume Wells						
Chemical	**3rd Quarter 2014 Concentration Trend**	***Increasing***	***Decreasing***	***Stable***	***No Trend***	***Not Detected***
Trichloroethene		6	6	14	7	6
cis-1,2-Dichloroethene		2	4	10	1	22
Vinyl Chloride		2	0	0	0	37
Source Area Wells						
Chemical	**3rd Quarter 2014 Concentration Trend**	***Increasing***	***Decreasing***	***Stable***	***No Trend***	***Not Detected***
Trichloroethene		1	5	3	0	0
cis-1,2-Dichloroethene		0	5	4	0	0
Vinyl Chloride		1	1	2	2	3

TABLE 10
SUMMARY OF AVERAGE DETECTED CONCENTRATIONS - 2009 THROUGH 3RD QUARTER 2014
Whirlpool Facility
Fort Smith, Arkansas

	TCE			c-1,2-DCE			VC		
Date	Concentration (ug/L)	# of Detects	# of Samples	Concentration (ug/L)	# of Detects	# of Samples	Concentration (ug/L)	# of Detects	# of Samples
All Wells									
4/24/2009	2,570	35	46	266	25	46	287	5	46
10/28/2009	8,560	22	38	559	17	38	695	4	38
5/13/2010	5,600	29	43	433	23	43	494	5	43
11/4/2010	10,825	33	41	632	19	41	1,300	2	41
3/22/2011	4,889	26	34	555	17	34	281	9	34
10/26/2011	4,918	46	65	394	36	65	604	6	65
4/18/2012	2,790	30	39	275	25	39	531	4	39
10/18/2012	2,348	43	66	191	39	66	129	19	66
4/23/2013	1,561	26	38	89	23	38	16	16	38
10/16/2013	1,895	46	65	177	39	65	189	17	66
3/7/2014	1,184	43	55	71	35	55	6	25	55
5/15/2014	1,159	46	55	62	31	55	7	23	55
7/30/2014	2,764	41	55	121	33	55	18	14	55
Northern Plume Wells									
4/24/2009	384	23	34	19	13	34		0	34
10/28/2009	228	14	25	8	9	25		0	25
5/13/2010	255	17	28	11	10	28		0	28
11/4/2010	333	21	27	16	10	27		0	27
3/22/2011	144	15	23	6	8	23	1	2	23
10/26/2011	262	25	38	10	17	38	2	1	38
4/18/2012	197	17	18	7	12	18		0	18
10/18/2012	328	24	39	11	20	39	1	5	39
4/23/2013	228	13	17	8	10	17	0	5	17
10/16/2013	268	26	38	13	20	38	2	5	38
3/7/2014	214	23	32	10	18	32	1	11	32
5/15/2014	209	25	31	10	15	31	0.5	10	31
7/29/2014	281	23	31	11	16	31	4.9	6	31
Southern Plume Wells									
4/24/2009	6,760	12	12	535	12	12	287	5	12
10/28/2009	23,140	8	13	1,178	8	13	695	4	13
5/13/2010	13,173	12	15	757	13	15	494	5	15
11/4/2010	29,188	12	14	1,316	9	14	1,300	2	14
3/22/2011	11,360	11	11	944	10	11	361	7	11
10/26/2011	10,461	21	27	739	19	27	724	5	27
4/18/2012	6,181	13	21	523	13	21	531	4	21
10/18/2012	4,899	19	27	380	19	27	175	14	27
4/23/2013	2,893	13	21	151	13	21	22	11	21
10/16/2013	4,010	20	27	350	19	27	291	11	27
3/7/2014	2,300	20	23	135	17	23	10	14	23
5/15/2014	2,404	20	23	111	16	23	12	13	23
7/30/2014	6,280	17	23	237	16	23	28	8	23
Source Area Wells									
4/24/2009	11,600	6	6	883	7	7	358	4	7
10/28/2009	73,900	2	2	3,087	3	3	1,385	2	3
5/13/2010	20,750	6	6	1,375	7	7	617	4	7
11/4/2010	98,133	3	3	2,940	4	4	1,300	2	4
3/22/2011	22,000	4	4	1,826	5	5	616	4	5
10/26/2011	20,260	8	8	1,532	9	9	904	4	9
4/18/2012	12,625	4	4	1,314	5	5	707	3	5
10/18/2012	10,905	8	8	752	9	9	271	9	9
4/23/2013	8,825	4	4	358	5	5	49	5	5
10/16/2013	9,798	8	8	714	9	9	455	7	9
3/7/2014	5,696	8	8	268	8	8	18	8	8
5/15/2014	5,955	8	8	203	8	8	22	7	8
7/31/2014	13,281	8	8	456	8	8	37	6	8

Figures

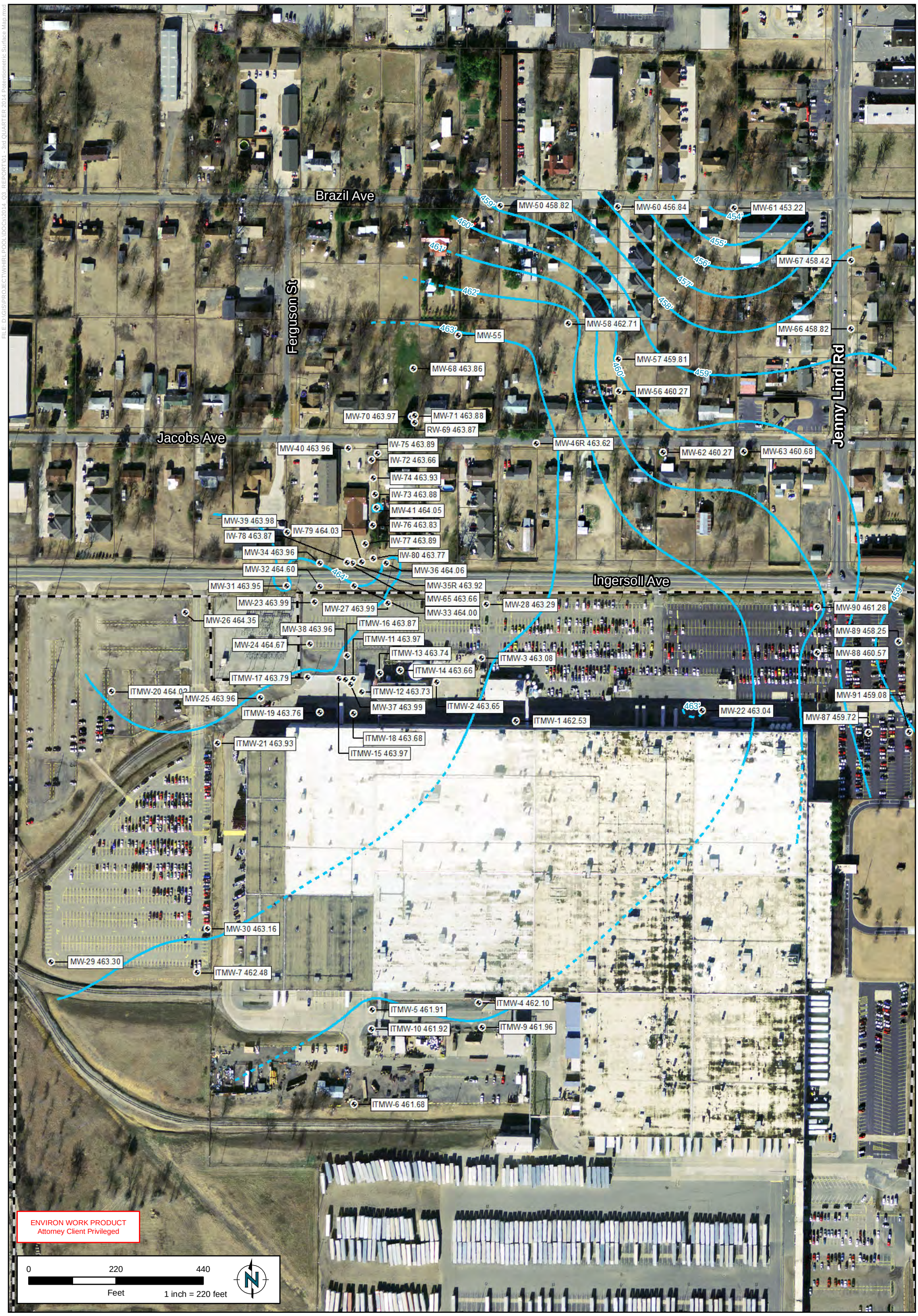

FILE: D:\GIS\PROJECT\WHIRLPOOL\DOCS\2014_Q3_REPORT\01 - 3rd QUARTER 2014 Potentiometric Surface Map.mxd

ENVIRON

DRAFTED BY: KTS/CCS

DATE: 09/23/2014

THIRD QUARTER 2014 POTENTIOMETRIC SURFACE MAP

Whirlpool Facility - Fort Smith, Arkansas

Figure 1

PROJECT: 2131344A

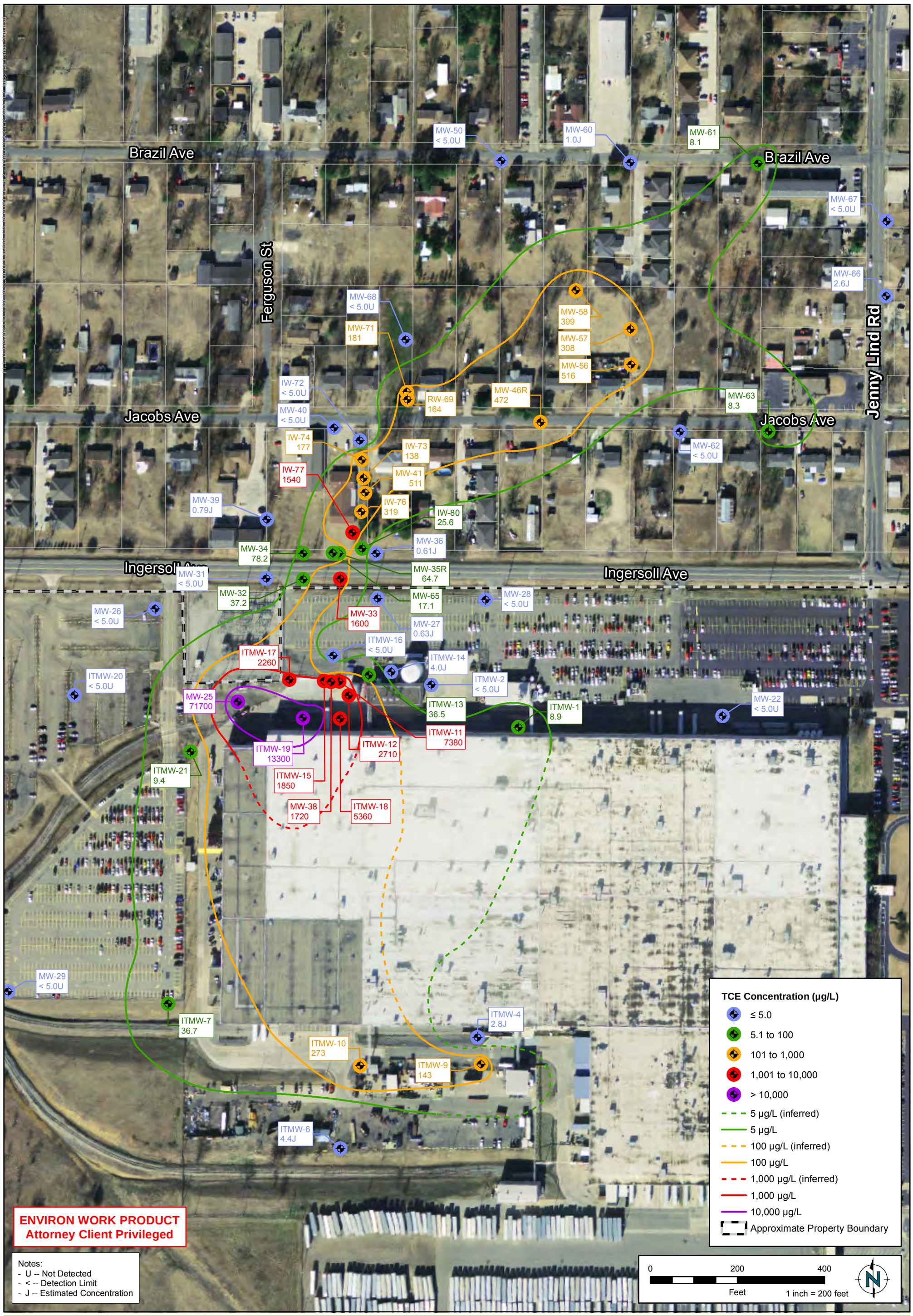

ENVIRON WORK PRODUCT
Attorney Client Privileged

Notes:
- U -- Not Detected
- < -- Detection Limit
- J -- Estimated Concentration

ENVIRON

DRAFTED BY: KTS | DATE: 10/31/2014

THIRD QUARTER 2014 TCE ISOCONCENTRATION MAP

Whirlpool Facility - Fort Smith, Arkansas

Figure 2

PROJECT: 2131344A

Figure 3

Abiotic and Biotic Pathways for Chlorinated Ethenes and Ethane

(Included in body of report, Page 9)

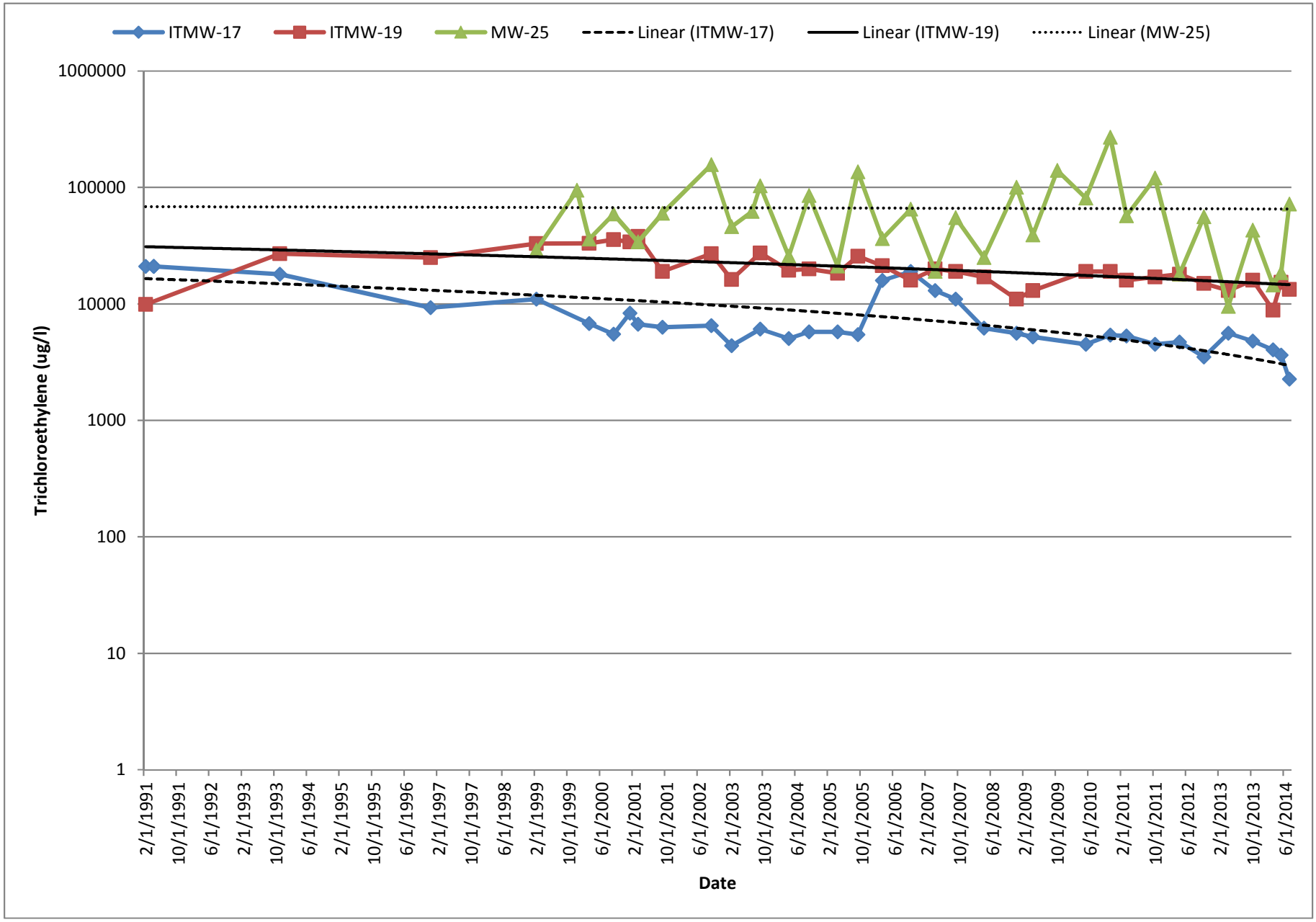

Figure 4
Whirlpool Facility
Fort Smith, Arkansas

ENVIRON

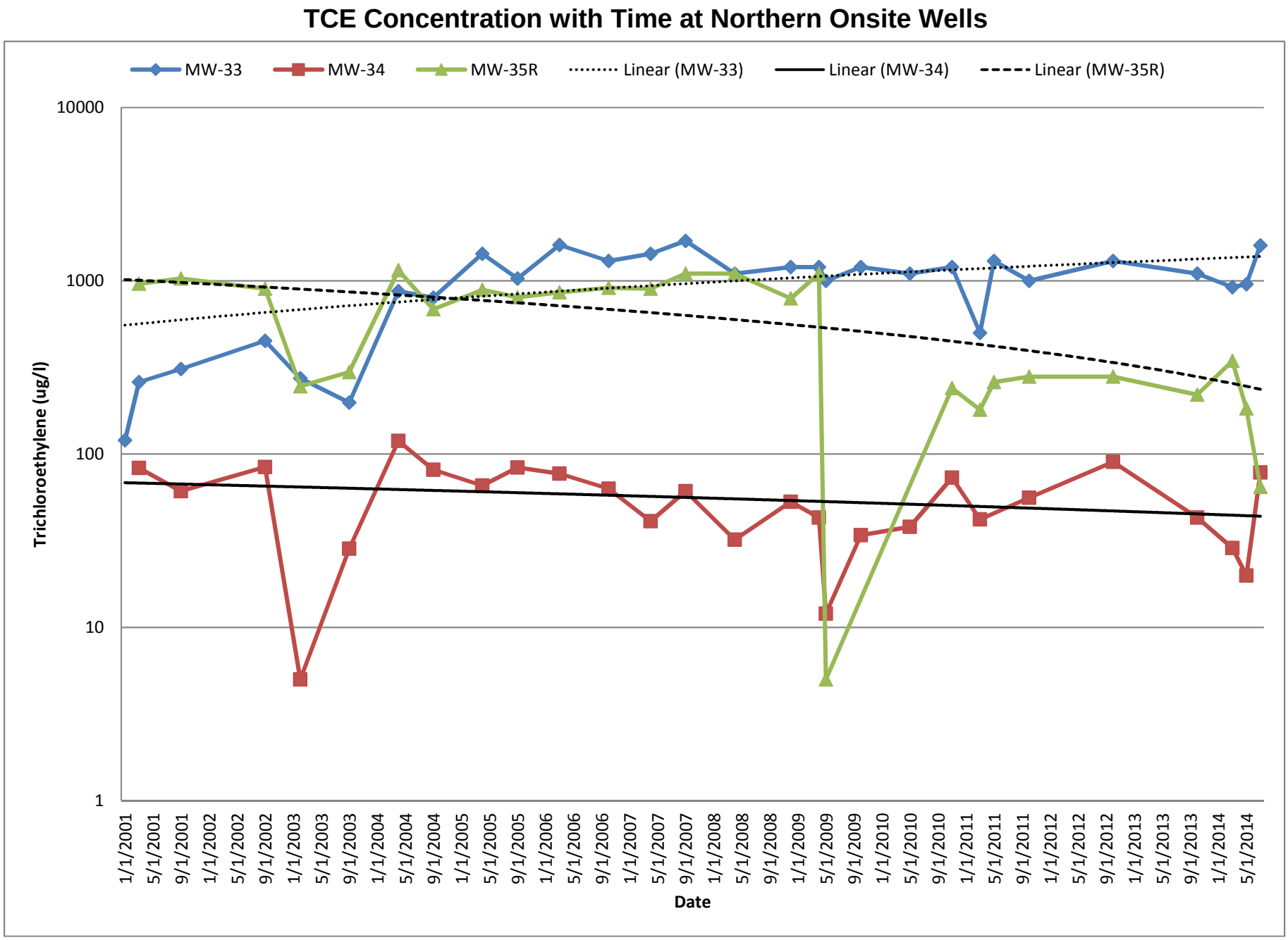

Figure 5
Whirlpool Facility
Fort Smith, Arkansas

ENVIRON

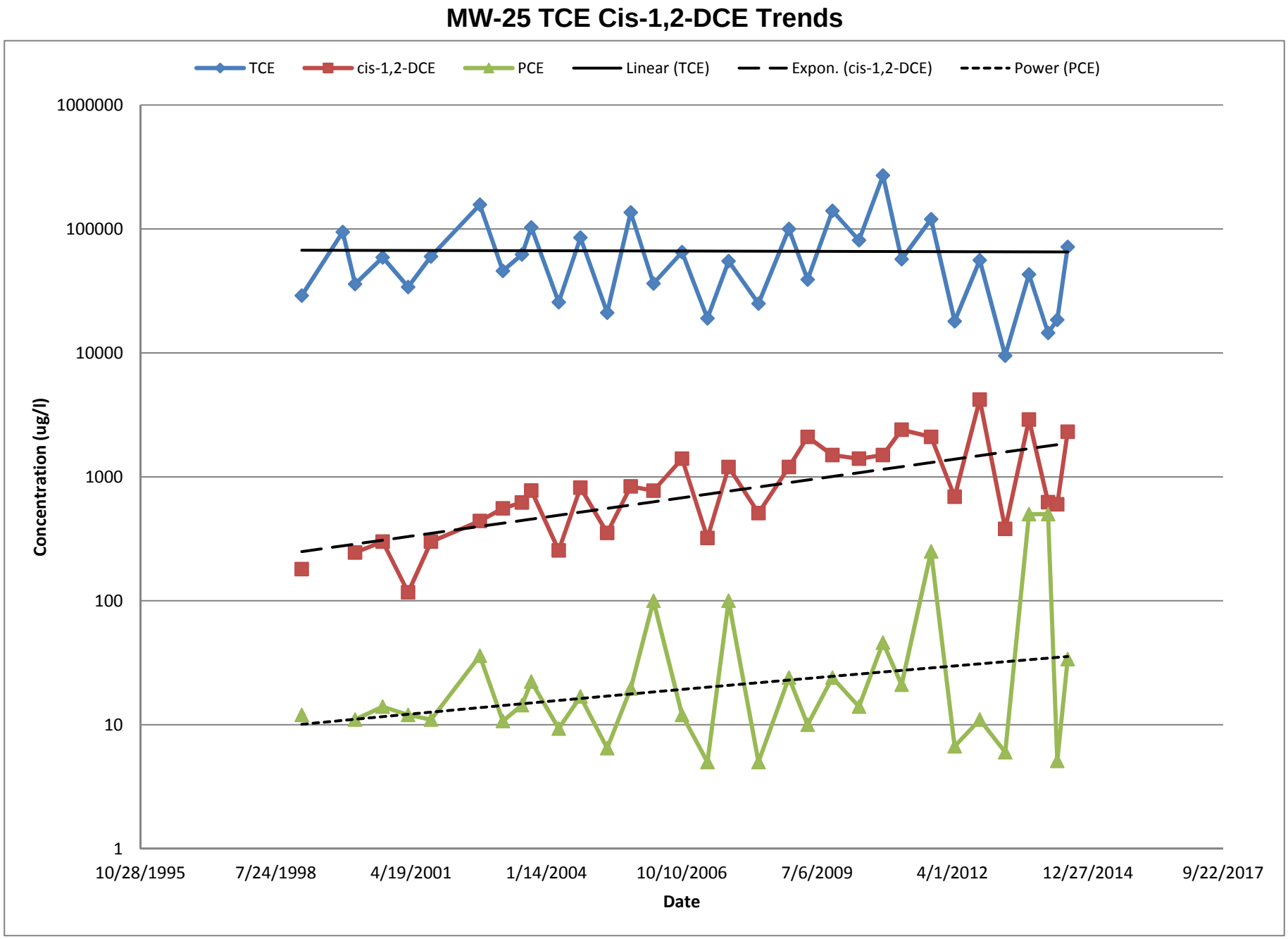

Figure 6
Whirlpool Facility
Fort Smith, Arkansas

ENVIRON

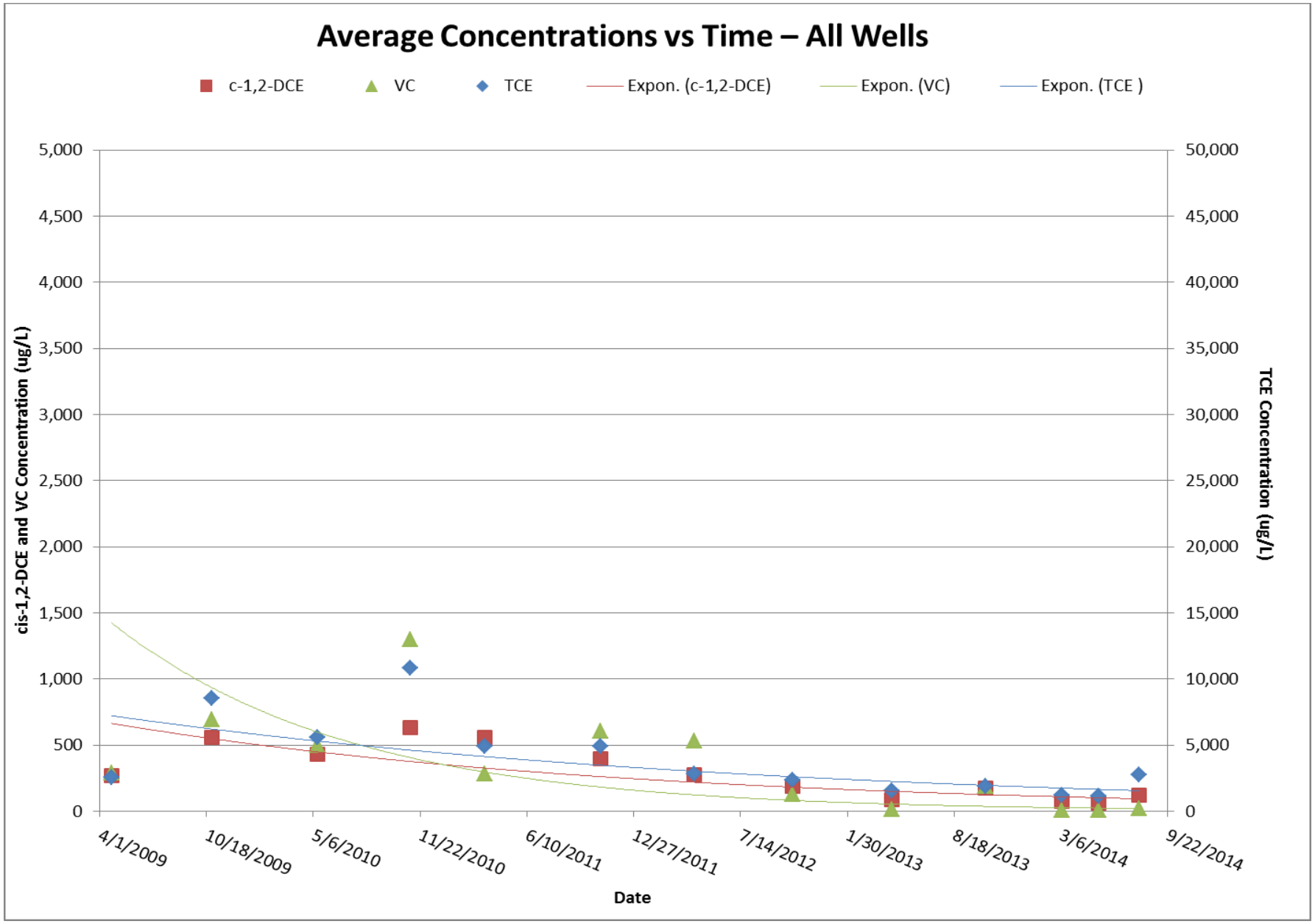

Figure 7
Whirlpool Facility
Fort Smith, Arkansas

ENVIRON

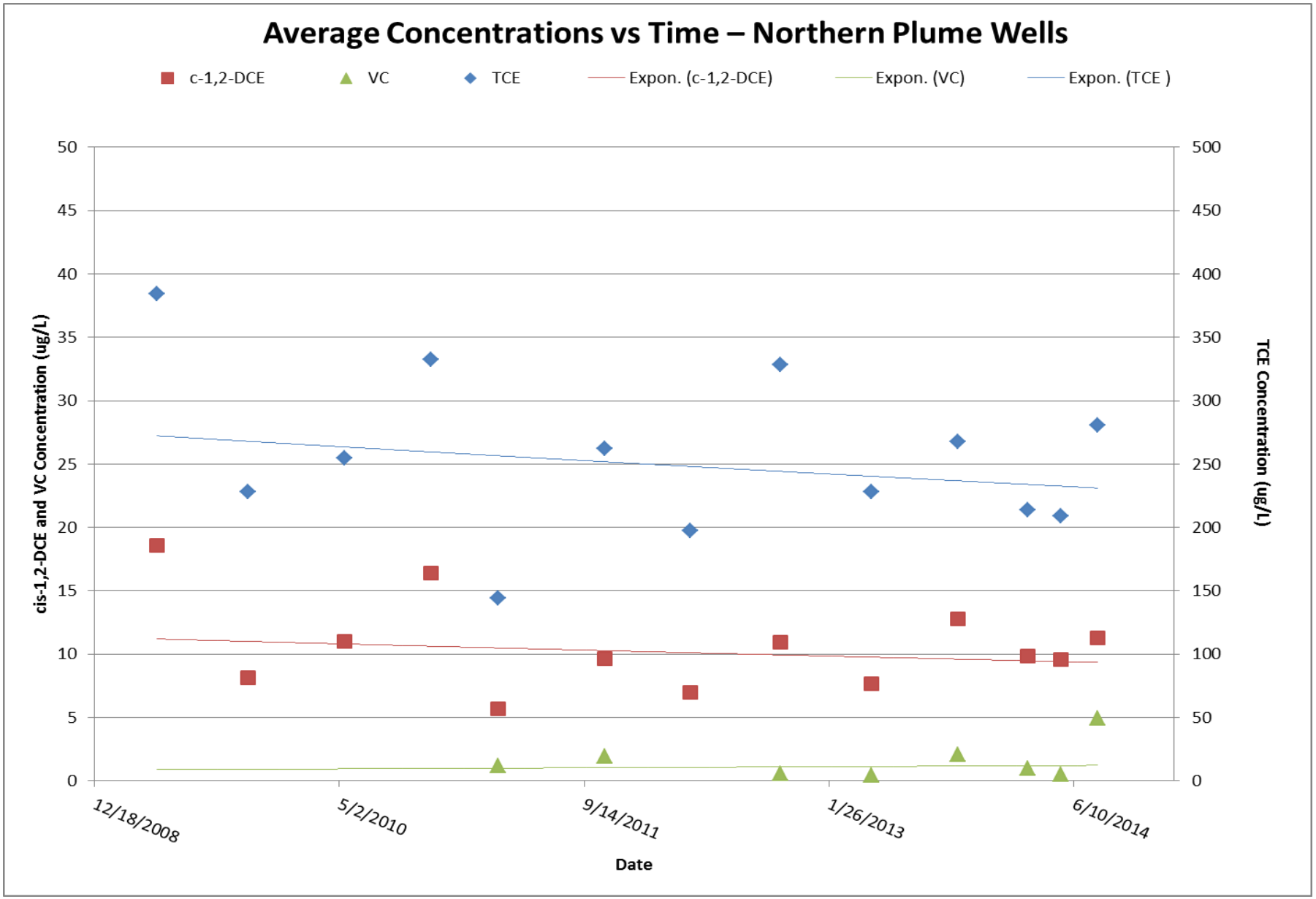

Figure 8
Whirlpool Facility
Fort Smith, Arkansas

ENVIRON

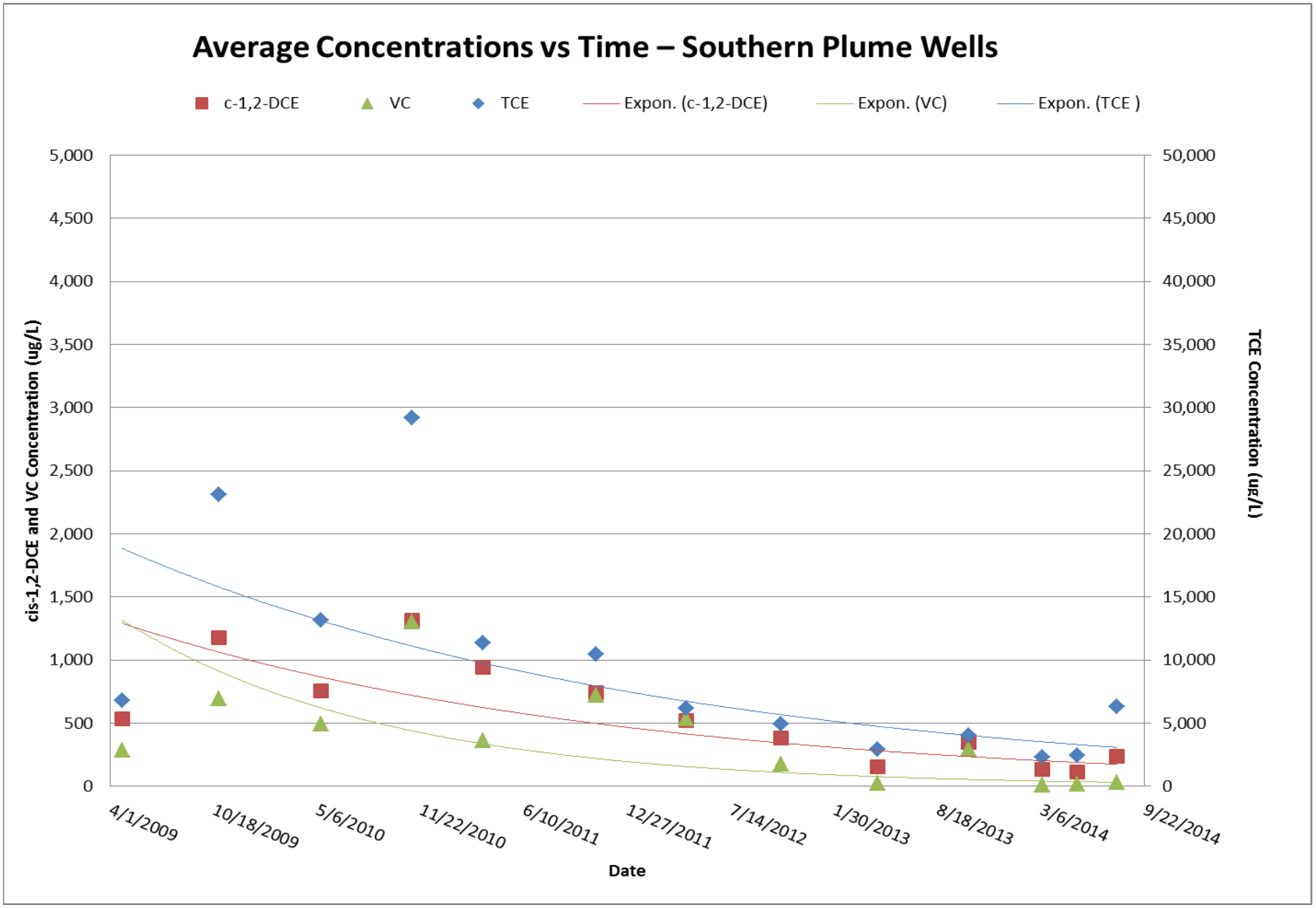

Figure 9
Whirlpool Facility
Fort Smith, Arkansas

ENVIRON

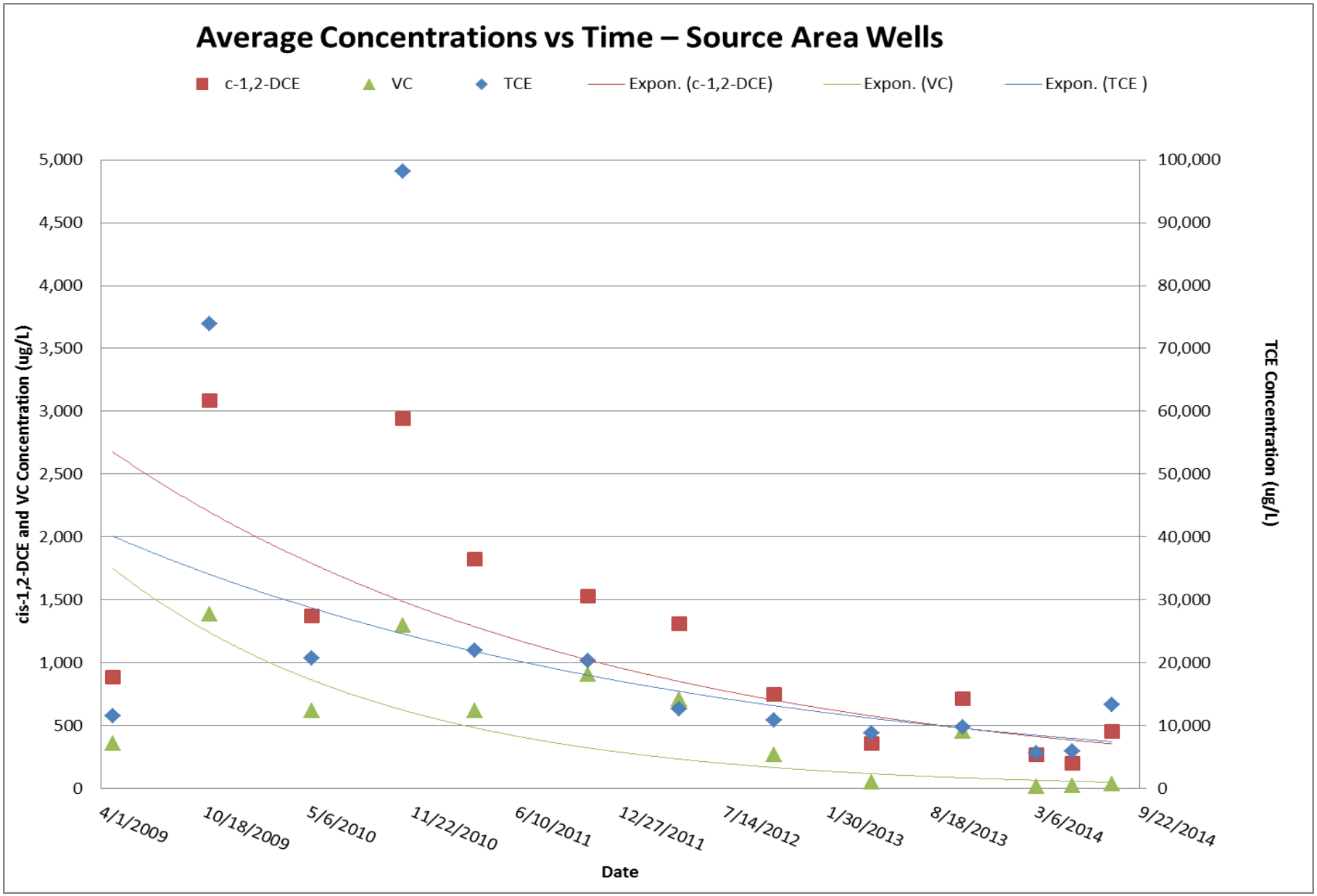

Figure 10
Whirlpool Facility
Fort Smith, Arkansas

ENVIRON

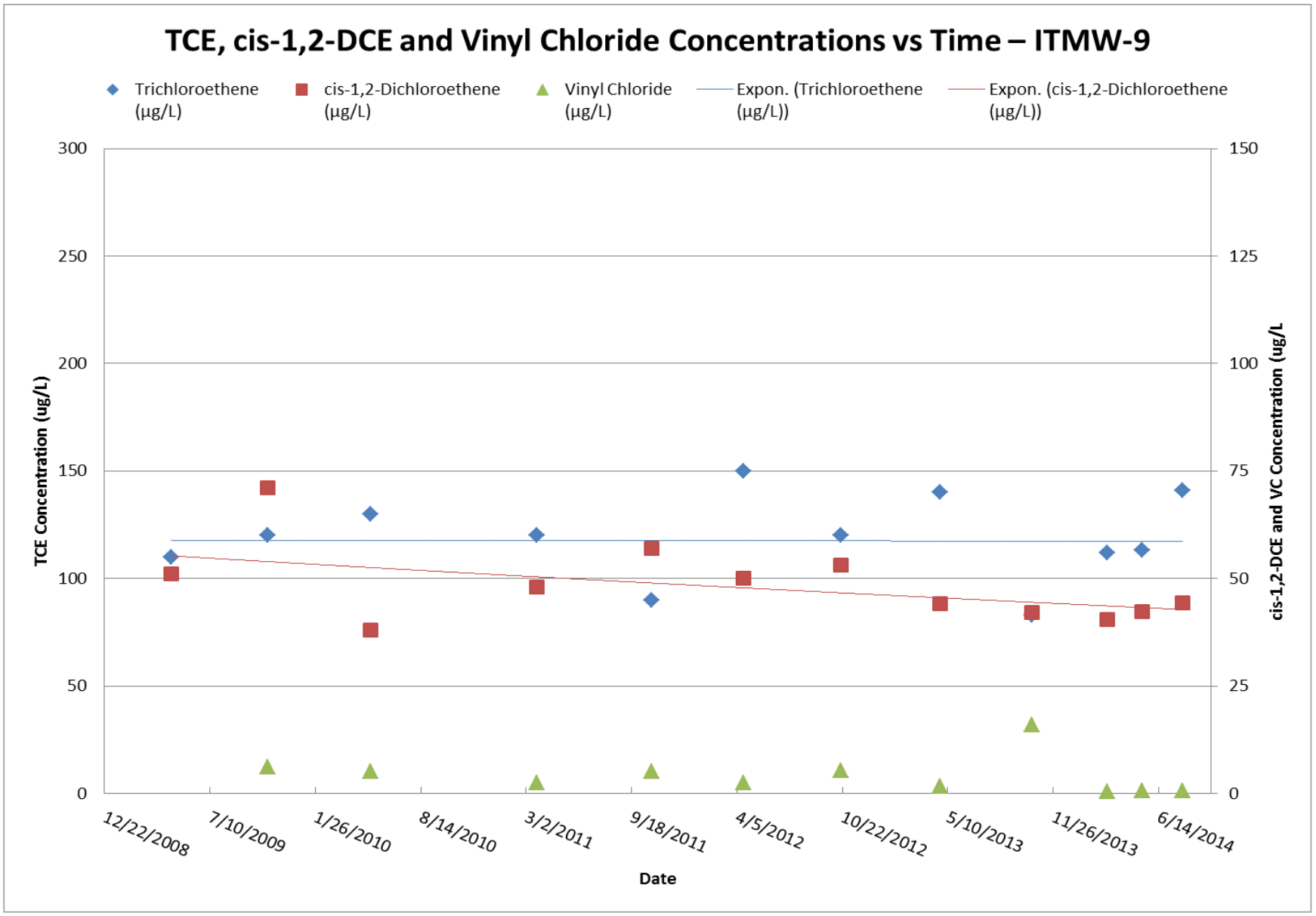

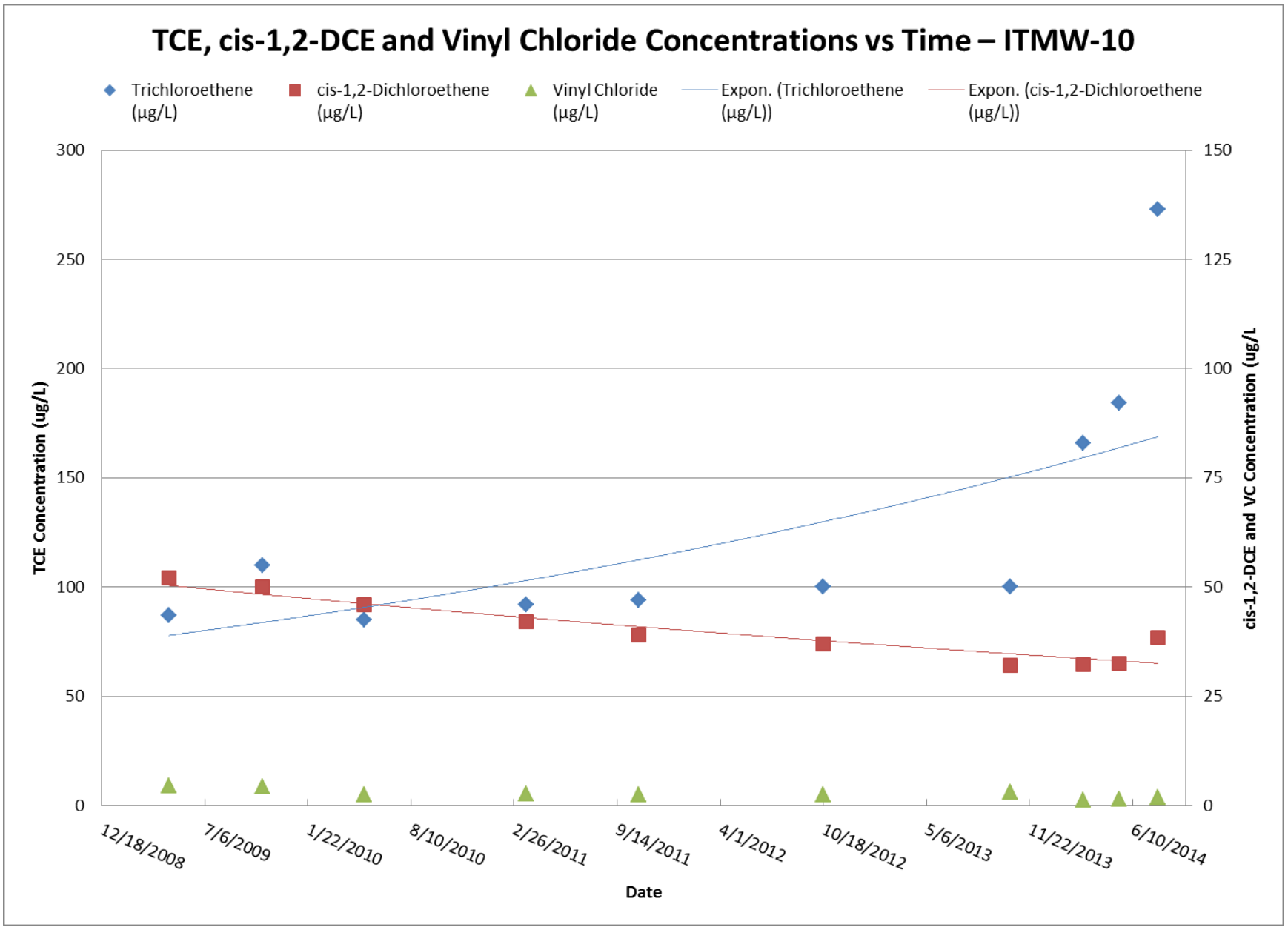

Figure 11
Whirlpool Facility
Fort Smith, Arkansas

ENVIRON

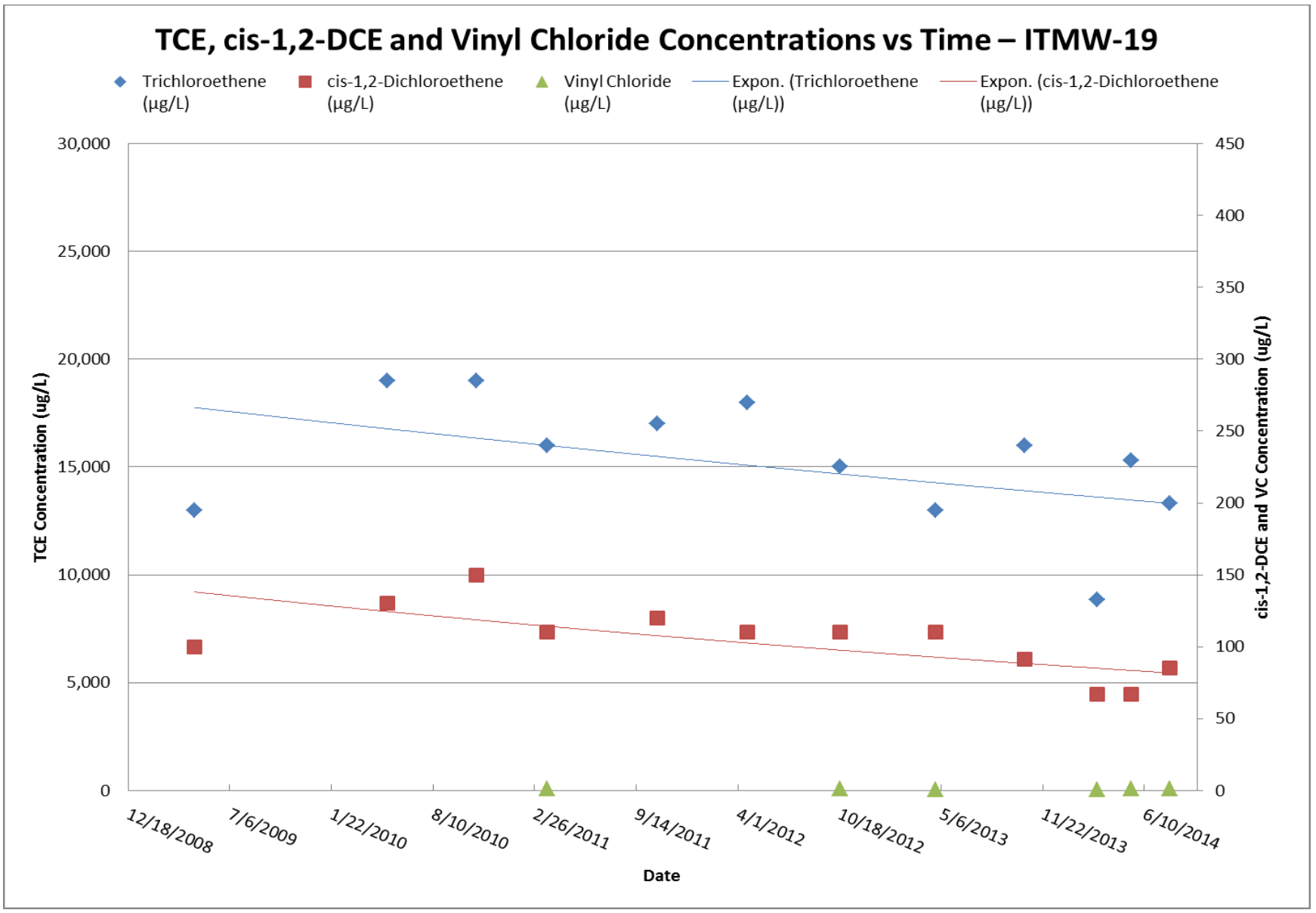

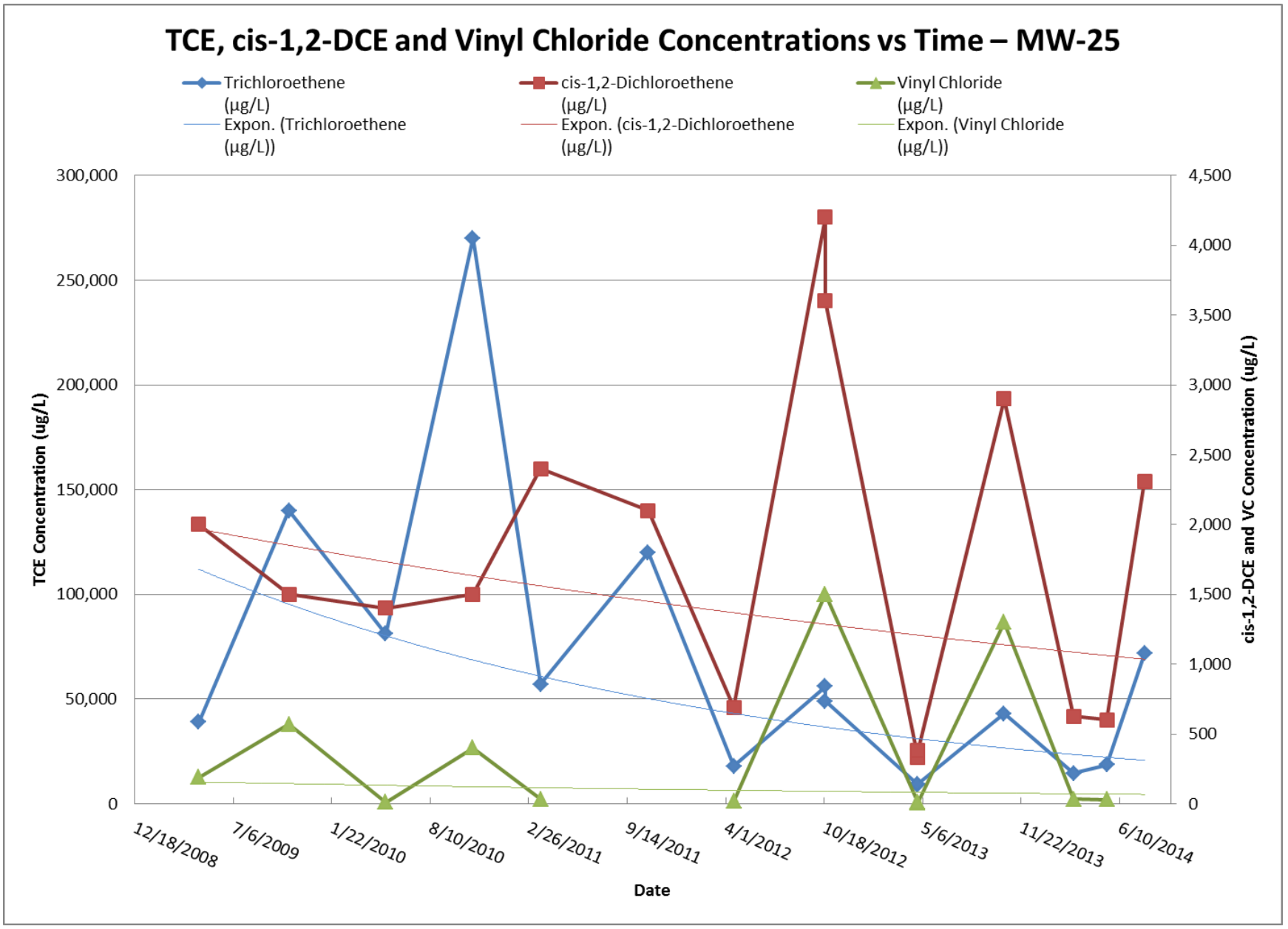

Figure 12
Whirlpool Facility
Fort Smith, Arkansas

ENVIRON

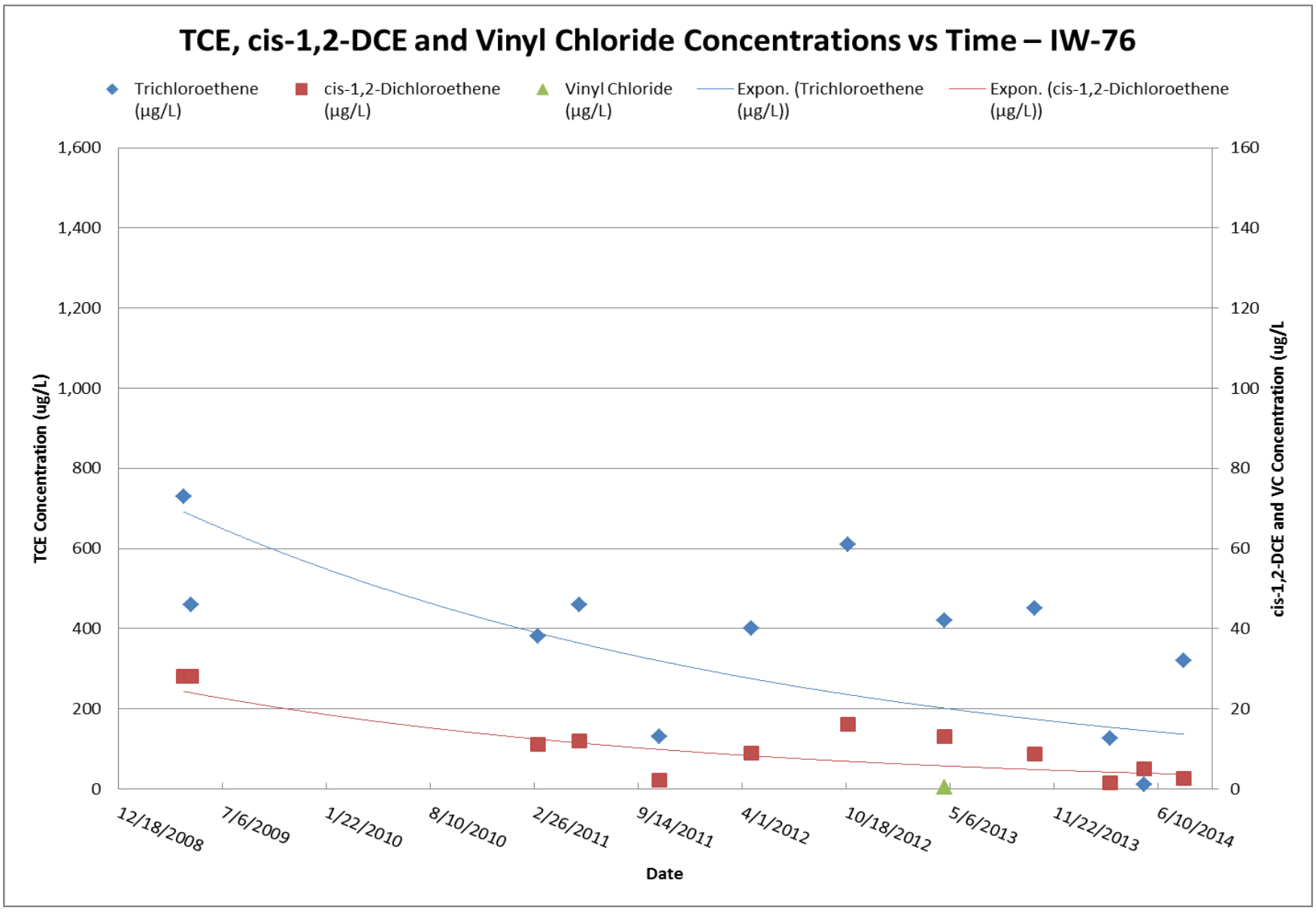

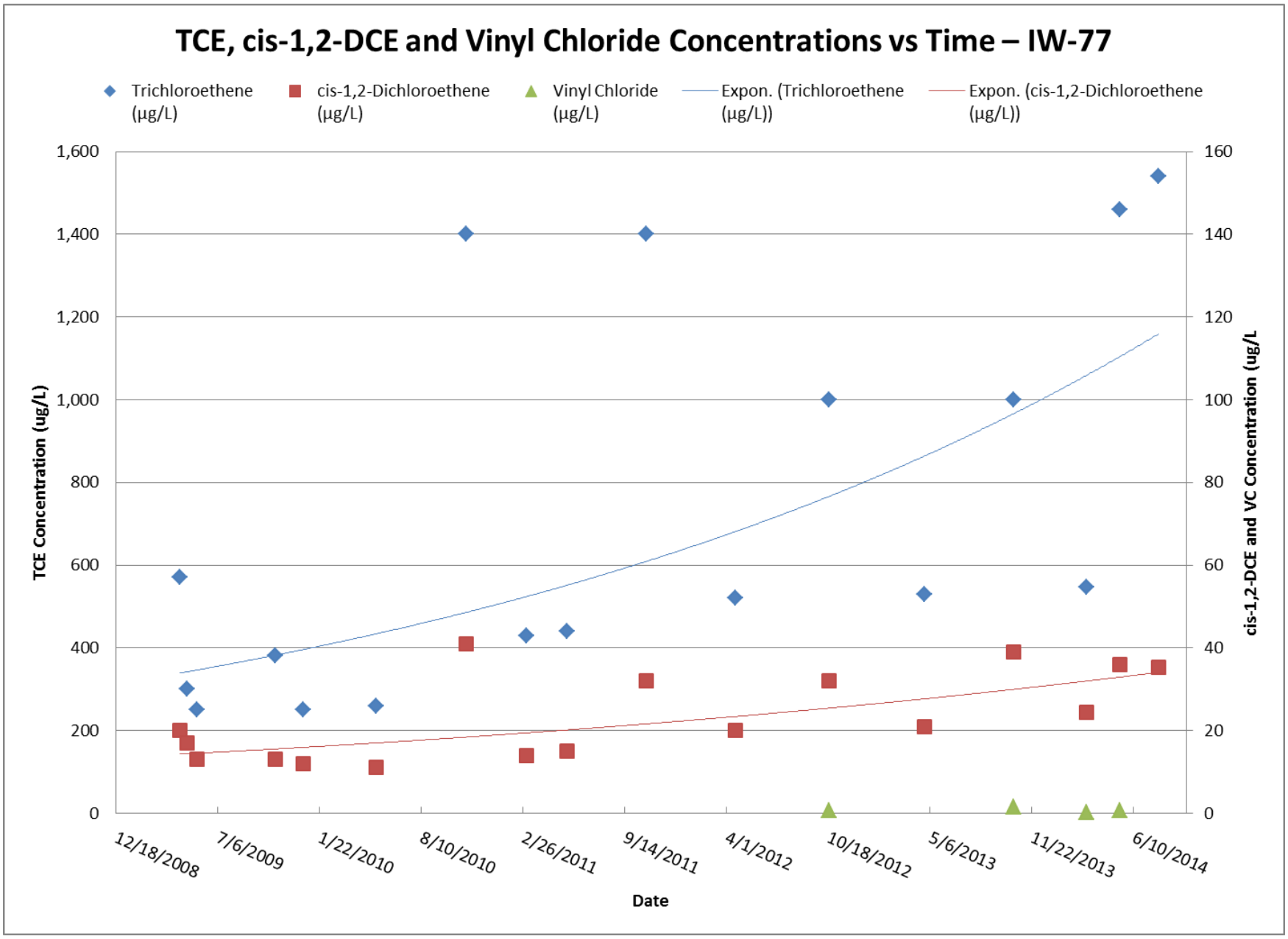

Figure 13
Whirlpool Facility
Fort Smith, Arkansas

ENVIRON

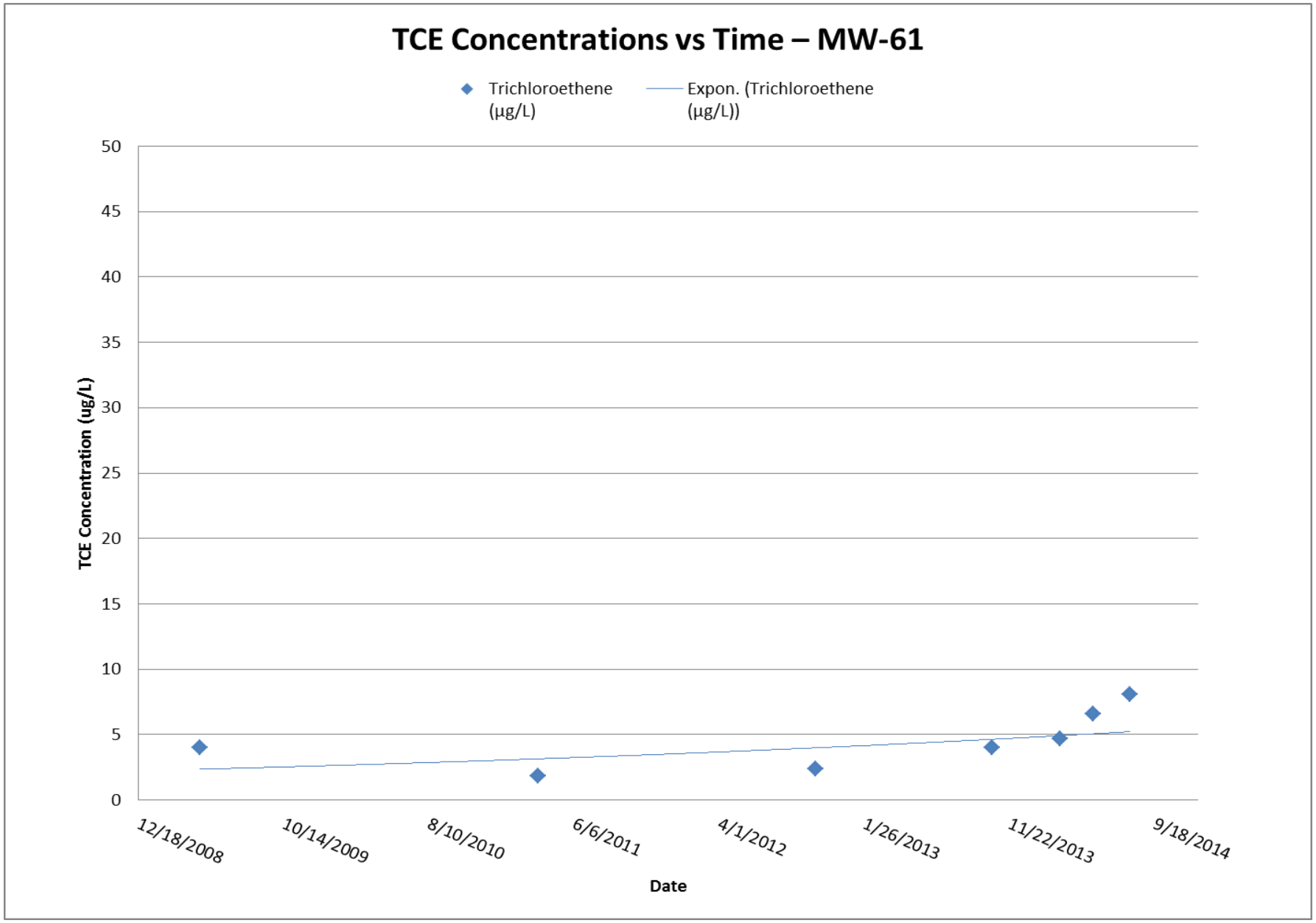

Figure 14
Whirlpool Facility
Fort Smith, Arkansas

ENVIRON

Appendix A

Third Quarter 2014 Calibration Logs

Whirlpool Ft. Smith Field Equipment Calibration Checklist

Date: July 28, 2014

Calibrated by: Wendy Stonestreet

Turn on YSI. Note time on line 38!

Specific Conductance calibration (should take *at least* 1.5 minutes):

1. Pour conductivity standard into calibration cup and immerse sensor.
2. Allow *1 minute* for temperature stabilization.
3. Press "calibrate" after *30 seconds* of no significant change in specific conductance. Note below.
4. Discard used calibration standard, and rinse calibration cup and probes with DI water.

ORP calibration (should take *at least* 1.5 minutes):

1. Pour ORP (Zobell) standard into calibration cup and immerse sensor.
2. Allow *1 minute* for temperature stabilization.
3. Press "calibrate" after *30 seconds* of no significant change in ORP. Note below.
4. Discard used calibration standard, and rinse calibration cup and probes with DI water.

3-Point pH calibration (should take *at least* 4.5 minutes):

1. Pour pH 7.0 standard into the calibration cup and immerse pH sensor.
2. Allow *1 minute* for temperature stabilization.
3. Press "calibrate" after *30 seconds* of no significant change in pH. Note below.
4. Discard used calibration standard, and rinse calibration cup and probes with DI water.

5. Pour pH 10.0 standard into the calibration cup and immerse pH sensor.
6. Allow *1 minute* for temperature stabilization.
7. Press "calibrate" after *30 seconds* of no significant change in pH. Note below
8. Discard used calibration standard, and rinse calibration cup and probes with DI water.

9. Pour pH 4.0 standard into the calibration cup and immerse pH sensor.
10. Allow *1 minute* for temperature stabilization.
11. Press "calibrate" after *30 seconds* of no significant change in pH. Note standard below.
12. Discard used calibration standard, and rinse calibration cup and probes with DI water.

Dissolved Oxygen (% DO) calibration (should take *at least* 10 minutes):

1. Ensure unit has been on for at least 10 minutes: Initial time: 1407 + 10min = 1417
2. Enter the local barometric pressure.
   (Note: to convert from inches (common on a weather app or forecast) to mmHg, multiply by 25.4, then to correct to Ft. Smith's altitude, subtract 15.169 mmHg.)
   30.12 in. x 25.4 = 765.05 mmHg - 15.169 = 749.88 mmHg
3. Place ~3mm of DI water in the bottom of the calibration cup.
4. Lightly screw on the calibration cup (only 1 or 2 threads!)
5. Allow *10 minutes* for the air in the cup to become water-saturated and temp to stabilize.
6. Press "calibrate" after *30 seconds* of no significant change in DO. Note below.
7. Discard used DI water, and rinse calibration cup and probes with DI water.

Turbidity calibration:

1. Select "measure" on the main menu, then "Turbidity – With Blank"
2. Scan a sample using the 0.0 NTU Blank solution. "Scan Blank"
3. Scan a sample using the 10 NTU standard. "Scan Sample"
4. Select "Calibrate," then use the arrow buttons to adjust the value to the standard (10.0 NTU).

Field Notebook calibration entry:

YSI – Serial Number: 450782X

1. Specific Conductance: 1.447 ms/cm
2. ORP: 237.5 mV
3. pH:
   - Point 1: 10.0
   - Point 2: 7.0
   - Point 3: 3.98
4. DO: 8.26 mg/L 98.8%

Colorimeter Model/Serial Number: R142836

Turbidity Meter Model/Serial Number: LaMotte 2020we/ 1866-0412

Whirlpool Ft. Smith Field Equipment Calibration Checklist

Date: 7/28/14

Calibrated by: LUM MARTON

Turn on YSI. Note time on line 38!

Specific Conductance calibration (should take *at least* 1.5 minutes):

1. Pour conductivity standard into calibration cup and immerse sensor.
2. Allow *1 minute* for temperature stabilization.
3. Press "calibrate" after *30 seconds* of no significant change in specific conductance. Note below.
4. Discard used calibration standard, and rinse calibration cup and probes with DI water.

ORP calibration (should take *at least* 1.5 minutes):

1. Pour ORP (Zobell) standard into calibration cup and immerse sensor.
2. Allow *1 minute* for temperature stabilization.
3. Press "calibrate" after *30 seconds* of no significant change in ORP. Note below.
4. Discard used calibration standard, and rinse calibration cup and probes with DI water.

3-Point pH calibration (should take *at least* 4.5 minutes):

1. Pour pH 7.0 standard into the calibration cup and immerse pH sensor.
2. Allow *1 minute* for temperature stabilization.
3. Press "calibrate" after *30 seconds* of no significant change in pH. Note below.
4. Discard used calibration standard, and rinse calibration cup and probes with DI water.

5. Pour pH 10.0 standard into the calibration cup and immerse pH sensor.
6. Allow *1 minute* for temperature stabilization.
7. Press "calibrate" after *30 seconds* of no significant change in pH. Note below
8. Discard used calibration standard, and rinse calibration cup and probes with DI water.

9. Pour pH 4.0 standard into the calibration cup and immerse pH sensor.
10. Allow *1 minute* for temperature stabilization.
11. Press "calibrate" after *30 seconds* of no significant change in pH. Note standard below.
12. Discard used calibration standard, and rinse calibration cup and probes with DI water.

Dissolved Oxygen (% DO) calibration (should take *at least* 10 minutes):

1. Ensure unit has been on for at least 10 minutes: Initial time: 1439 + 10min = 1449
2. Enter the local barometric pressure.
   (Note: to convert from inches (common on a weather app or forecast) to mmHg, multiply by 25.4, then to correct to Ft. Smith's altitude, subtract 15.169 mmHg.)
   30.12 in. x 25.4 = 765.05 mmHg - 15.169 = 749.88 mmHg
3. Place ~3mm of DI water in the bottom of the calibration cup.
4. Lightly screw on the calibration cup (only 1 or 2 threads!)
5. Allow *10 minutes* for the air in the cup to become water-saturated and temp to stabilize.
6. Press "calibrate" after *30 seconds* of no significant change in DO. Note below.
7. Discard used DI water, and rinse calibration cup and probes with DI water.

Turbidity calibration:

1. Select "measure" on the main menu, then "Turbidity – With Blank"
2. Scan a sample using the 0.0 NTU Blank solution. "Scan Blank"
3. Scan a sample using the 10 NTU standard. "Scan Sample"
4. Select "Calibrate," then use the arrow buttons to adjust the value to the standard (10.0 NTU).

Field Notebook calibration entry:

YSI – Serial Number: 13A100068

1. Specific Conductance: 1.413
2. ORP: 240
3. pH:
   - Point 1: 7.0
   - Point 2: 4.0
   - Point 3: 9.98
4. DO: 7.50 mg/L

Colorimeter Model/Serial Number: ~~U658876X~~ ~~R100038~~ 1211900 93052

Turbidity Meter Model/Serial Number: ~~017845~~ ~~0247768~~ 13080027207

Whirlpool Ft. Smith Field Equipment Calibration Checklist

Date: 7/28/2014

Calibrated by: LUCY MARTON

Turn on YSI. Note time on line 38!

Specific Conductance calibration (should take *at least* 1.5 minutes):

1. Pour conductivity standard into calibration cup and immerse sensor.
2. Allow *1 minute* for temperature stabilization.
3. Press "calibrate" after *30 seconds* of no significant change in specific conductance. Note below.
4. Discard used calibration standard, and rinse calibration cup and probes with DI water.

ORP calibration (should take *at least* 1.5 minutes):

1. Pour ORP (Zobell) standard into calibration cup and immerse sensor.
2. Allow *1 minute* for temperature stabilization.
3. Press "calibrate" after *30 seconds* of no significant change in ORP. Note below.
4. Discard used calibration standard, and rinse calibration cup and probes with DI water.

3-Point pH calibration (should take *at least* 4.5 minutes):

1. Pour pH 7.0 standard into the calibration cup and immerse pH sensor.
2. Allow *1 minute* for temperature stabilization.
3. Press "calibrate" after *30 seconds* of no significant change in pH. Note below.
4. Discard used calibration standard, and rinse calibration cup and probes with DI water.

5. Pour pH 10.0 standard into the calibration cup and immerse pH sensor.
6. Allow *1 minute* for temperature stabilization.
7. Press "calibrate" after *30 seconds* of no significant change in pH. Note below
8. Discard used calibration standard, and rinse calibration cup and probes with DI water.

9. Pour pH 4.0 standard into the calibration cup and immerse pH sensor.
10. Allow *1 minute* for temperature stabilization.
11. Press "calibrate" after *30 seconds* of no significant change in pH. Note standard below.
12. Discard used calibration standard, and rinse calibration cup and probes with DI water.

Dissolved Oxygen (% DO) calibration (should take *at least* 10 minutes):

1. Ensure unit has been on for at least 10 minutes: Initial time: ~~1301~~ 1351 + 10min = 1401
2. Enter the local barometric pressure.
   (Note: to convert from inches (common on a weather app or forecast) to mmHg, multiply by 25.4, then to correct to Ft. Smith's altitude, subtract 15.169 mmHg.)
   30.12 in. x 25.4 = 765.05 mmHg - 15.169 = 749.88 mmHg
3. Place ~3mm of DI water in the bottom of the calibration cup.
4. Lightly screw on the calibration cup (only 1 or 2 threads!)
5. Allow *10 minutes* for the air in the cup to become water-saturated and temp to stabilize.
6. Press "calibrate" after *30 seconds* of no significant change in DO. Note below.
7. Discard used DI water, and rinse calibration cup and probes with DI water.

Turbidity calibration:

1. Select "measure" on the main menu, then "Turbidity – With Blank"
2. Scan a sample using the 0.0 NTU Blank solution. "Scan Blank"
3. Scan a sample using the 10 NTU standard. "Scan Sample"
4. Select "Calibrate," then use the arrow buttons to adjust the value to the standard (10.0 NTU).

Field Notebook calibration entry:

YSI – Serial Number: 08D101922

1. Specific Conductance: 1.413 mS/cm
2. ORP: 240 uV
3. pH:
   - Point 1: 7.0
   - Point 2: 4.0
   - Point 3: 10.02
4. DO: ~~[illegible]~~ 98.6% / 7.23 mg/L

Colorimeter Model/Serial Number: N/A

Turbidity Meter Model/Serial Number:

Whirlpool Ft. Smith Field Equipment Calibration Checklist

Date: 7/28/2014 1225

Calibrated by: J. Myers

Turn on YSI. Note time on line 38!

Specific Conductance calibration (should take *at least* 1.5 minutes):

1. Pour conductivity standard into calibration cup and immerse sensor.
2. Allow *1 minute* for temperature stabilization.
3. Press "calibrate" after *30 seconds* of no significant change in specific conductance. Note below.
4. Discard used calibration standard, and rinse calibration cup and probes with DI water.

ORP calibration (should take *at least* 1.5 minutes):

1. Pour ORP (Zobell) standard into calibration cup and immerse sensor.
2. Allow *1 minute* for temperature stabilization.
3. Press "calibrate" after *30 seconds* of no significant change in ORP. Note below.
4. Discard used calibration standard, and rinse calibration cup and probes with DI water.

3-Point pH calibration (should take *at least* 4.5 minutes):

1. Pour pH 7.0 standard into the calibration cup and immerse pH sensor.
2. Allow *1 minute* for temperature stabilization.
3. Press "calibrate" after *30 seconds* of no significant change in pH. Note below.
4. Discard used calibration standard, and rinse calibration cup and probes with DI water.

5. Pour pH 10.0 standard into the calibration cup and immerse pH sensor.
6. Allow *1 minute* for temperature stabilization.
7. Press "calibrate" after *30 seconds* of no significant change in pH. Note below
8. Discard used calibration standard, and rinse calibration cup and probes with DI water.

9. Pour pH 4.0 standard into the calibration cup and immerse pH sensor.
10. Allow *1 minute* for temperature stabilization.
11. Press "calibrate" after *30 seconds* of no significant change in pH. Note standard below.
12. Discard used calibration standard, and rinse calibration cup and probes with DI water.

Dissolved Oxygen (% DO) calibration (should take *at least* 10 minutes):

1. Ensure unit has been on for at least 10 minutes: Initial time: 1245 + 10min = 1255
2. Enter the local barometric pressure.
   (Note: to convert from inches (common on a weather app or forecast) to mmHg, multiply by 25.4, then to correct to Ft. Smith's altitude, subtract 15.169 mmHg.)
   _____ in. x 25.4 = _____ mmHg - 15.169 = _____ mmHg
3. Place ~3mm of DI water in the bottom of the calibration cup.
4. Lightly screw on the calibration cup (only 1 or 2 threads!)
5. Allow *10 minutes* for the air in the cup to become water-saturated and temp to stabilize.
6. Press "calibrate" after *30 seconds* of no significant change in DO. Note below.
7. Discard used DI water, and rinse calibration cup and probes with DI water.

Turbidity calibration:

1. Select "measure" on the main menu, then "Turbidity – With Blank"
2. Scan a sample using the 0.0 NTU Blank solution. "Scan Blank"
3. Scan a sample using the 10 NTU standard. "Scan Sample"
4. Select "Calibrate," then use the arrow buttons to adjust the value to the standard (10.0 NTU).

Field Notebook calibration entry:

YSI – Serial Number: 457113X

1. Specific Conductance: 14.08
2. ORP: ~~14.08 mS/cm~~ 240
3. pH:
   - Point 1: 7.03
   - Point 2: 10.01
   - Point 3: 3.99
4. DO: 8.25 mg/L

Colorimeter Model/Serial Number: R160699

Turbidity Meter Model/Serial Number: 415 - 41810

Whirlpool Ft. Smith Field Equipment Calibration Checklist

Date: 7/28/14

Calibrated by: Nick Zurweller

Turn on YSI. Note time on line 38!

Specific Conductance calibration (should take *at least* 1.5 minutes):

1. Pour conductivity standard into calibration cup and immerse sensor.
2. Allow *1 minute* for temperature stabilization.
3. Press "calibrate" after *30 seconds* of no significant change in specific conductance. Note below.
4. Discard used calibration standard, and rinse calibration cup and probes with DI water.

ORP calibration (should take *at least* 1.5 minutes):

1. Pour ORP (Zobell) standard into calibration cup and immerse sensor.
2. Allow *1 minute* for temperature stabilization.
3. Press "calibrate" after *30 seconds* of no significant change in ORP. Note below.
4. Discard used calibration standard, and rinse calibration cup and probes with DI water.

3-Point pH calibration (should take *at least* 4.5 minutes):

1. Pour pH 7.0 standard into the calibration cup and immerse pH sensor.
2. Allow *1 minute* for temperature stabilization.
3. Press "calibrate" after *30 seconds* of no significant change in pH. Note below.
4. Discard used calibration standard, and rinse calibration cup and probes with DI water.

5. Pour pH 10.0 standard into the calibration cup and immerse pH sensor.
6. Allow *1 minute* for temperature stabilization.
7. Press "calibrate" after *30 seconds* of no significant change in pH. Note below
8. Discard used calibration standard, and rinse calibration cup and probes with DI water.

9. Pour pH 4.0 standard into the calibration cup and immerse pH sensor.
10. Allow *1 minute* for temperature stabilization.
11. Press "calibrate" after *30 seconds* of no significant change in pH. Note standard below.
12. Discard used calibration standard, and rinse calibration cup and probes with DI water.

Dissolved Oxygen (% DO) calibration (should take *at least* 10 minutes):

1. Ensure unit has been on for at least 10 minutes: Initial time: 1407 + 10min = 1417
2. Enter the local barometric pressure.
   (Note: to convert from inches (common on a weather app or forecast) to mmHg, multiply by 25.4, then to correct to Ft. Smith's altitude, subtract 15.169 mmHg.)
   30.12 in. x 25.4 = 765.06 mmHg - 15.169 = 749.88 mmHg
3. Place ~3mm of DI water in the bottom of the calibration cup.
4. Lightly screw on the calibration cup (only 1 or 2 threads!)
5. Allow *10 minutes* for the air in the cup to become water-saturated and temp to stabilize.
6. Press "calibrate" after *30 seconds* of no significant change in DO. Note below.
7. Discard used DI water, and rinse calibration cup and probes with DI water.

Turbidity calibration:

1. Select "measure" on the main menu, then "Turbidity – With Blank"
2. Scan a sample using the 0.0 NTU Blank solution. "Scan Blank"
3. Scan a sample using the 10 NTU standard. "Scan Sample"
4. Select "Calibrate," then use the arrow buttons to adjust the value to the standard (10.0 NTU).

Field Notebook calibration entry:

YSI – Serial Number: 11H100865

1. Specific Conductance: 1.413 ms/cm
2. ORP: 24.00 mV
3. pH:
   - Point 1: 7.00
   - Point 2: 4.00
   - Point 3: 10.00
4. DO: 98.7 % / 7.46 mg/L

Colorimeter Model/Serial Number: 100690 C78422

Turbidity Meter Model/Serial Number: 13080C027215

Whirlpool Ft. Smith Field Equipment Calibration Checklist

Date: July 29, 2014

Calibrated by: Wendy Stonestreet

Turn on YSI. Note time on line 38!

Specific Conductance calibration (should take *at least* 1.5 minutes):

1. Pour conductivity standard into calibration cup and immerse sensor.
2. Allow *1 minute* for temperature stabilization.
3. Press "calibrate" after *30 seconds* of no significant change in specific conductance. Note below.
4. Discard used calibration standard, and rinse calibration cup and probes with DI water.

ORP calibration (should take *at least* 1.5 minutes):

1. Pour ORP (Zobell) standard into calibration cup and immerse sensor.
2. Allow *1 minute* for temperature stabilization.
3. Press "calibrate" after *30 seconds* of no significant change in ORP. Note below.
4. Discard used calibration standard, and rinse calibration cup and probes with DI water.

3-Point pH calibration (should take *at least* 4.5 minutes):

1. Pour pH 7.0 standard into the calibration cup and immerse pH sensor.
2. Allow *1 minute* for temperature stabilization.
3. Press "calibrate" after *30 seconds* of no significant change in pH. Note below.
4. Discard used calibration standard, and rinse calibration cup and probes with DI water.

5. Pour pH 10.0 standard into the calibration cup and immerse pH sensor.
6. Allow *1 minute* for temperature stabilization.
7. Press "calibrate" after *30 seconds* of no significant change in pH. Note below
8. Discard used calibration standard, and rinse calibration cup and probes with DI water.

9. Pour pH 4.0 standard into the calibration cup and immerse pH sensor.
10. Allow *1 minute* for temperature stabilization.
11. Press "calibrate" after *30 seconds* of no significant change in pH. Note standard below.
12. Discard used calibration standard, and rinse calibration cup and probes with DI water.

Dissolved Oxygen (% DO) calibration (should take *at least* 10 minutes):

1. Ensure unit has been on for at least 10 minutes: Initial time: 6 15 + 10min = 625
2. Enter the local barometric pressure.

   (Note: to convert from inches (common on a weather app or forecast) to mmHg, multiply by 25.4, then to correct to Ft. Smith's altitude, subtract 15.169 mmHg.)

   30.15 in. x 25.4 = 765.81 mmHg - 15.169 = 750.64 mmHg
3. Place ~3mm of DI water in the bottom of the calibration cup.
4. Lightly screw on the calibration cup (only 1 or 2 threads!)
5. Allow *10 minutes* for the air in the cup to become water-saturated and temp to stabilize.
6. Press "calibrate" after *30 seconds* of no significant change in DO. Note below.
7. Discard used DI water, and rinse calibration cup and probes with DI water.

Turbidity calibration:

1. Select "measure" on the main menu, then "Turbidity – With Blank"
2. Scan a sample using the 0.0 NTU Blank solution. "Scan Blank"
3. Scan a sample using the 10 NTU standard. "Scan Sample"
4. Select "Calibrate," then use the arrow buttons to adjust the value to the standard (10.0 NTU).

Field Notebook calibration entry:

YSI – Serial Number: U50782X

1. Specific Conductance: 1.427 ms/cm
2. ORP: 1.417 mV
3. pH: ~~7~~
   - Point 1: 10.01
   - Point 2: 7.02
   - Point 3: 4.00
4. DO: 8.21 ~~8~~ mg/L 98.7%

Colorimeter Model/Serial Number: R142836

Turbidity Meter Model/Serial Number: LaMotte 2020 we 1866-0412

Whirlpool Ft. Smith Field Equipment Calibration Checklist

Date: 7-29-2014

Calibrated by: MS

Turn on YSI. Note time on line 38!

Specific Conductance calibration (should take *at least* 1.5 minutes):

1. Pour conductivity standard into calibration cup and immerse sensor.
2. Allow *1 minute* for temperature stabilization.
3. Press "calibrate" after *30 seconds* of no significant change in specific conductance. Note below.
4. Discard used calibration standard, and rinse calibration cup and probes with DI water.

ORP calibration (should take *at least* 1.5 minutes):

1. Pour ORP (Zobell) standard into calibration cup and immerse sensor.
2. Allow *1 minute* for temperature stabilization.
3. Press "calibrate" after *30 seconds* of no significant change in ORP. Note below.
4. Discard used calibration standard, and rinse calibration cup and probes with DI water.

3-Point pH calibration (should take *at least* 4.5 minutes):

1. Pour pH 7.0 standard into the calibration cup and immerse pH sensor.
2. Allow *1 minute* for temperature stabilization.
3. Press "calibrate" after *30 seconds* of no significant change in pH. Note below.
4. Discard used calibration standard, and rinse calibration cup and probes with DI water.

5. Pour pH 10.0 standard into the calibration cup and immerse pH sensor.
6. Allow *1 minute* for temperature stabilization.
7. Press "calibrate" after *30 seconds* of no significant change in pH. Note below
8. Discard used calibration standard, and rinse calibration cup and probes with DI water.

9. Pour pH 4.0 standard into the calibration cup and immerse pH sensor.
10. Allow *1 minute* for temperature stabilization.
11. Press "calibrate" after *30 seconds* of no significant change in pH. Note standard below.
12. Discard used calibration standard, and rinse calibration cup and probes with DI water.

Dissolved Oxygen (% DO) calibration (should take *at least* 10 minutes):

1. Ensure unit has been on for at least 10 minutes: Initial time: 0805 + 10min = 0815
2. Enter the local barometric pressure.
   (Note: to convert from inches (common on a weather app or forecast) to mmHg, multiply by 25.4, then to correct to Ft. Smith's altitude, subtract 15.169 mmHg.)
   30.15 in. x 25.4 = 765.81 mmHg - 15.169 = 750.64 mmHg
3. Place ~3mm of DI water in the bottom of the calibration cup.
4. Lightly screw on the calibration cup (only 1 or 2 threads!)
5. Allow *10 minutes* for the air in the cup to become water-saturated and temp to stabilize.
6. Press "calibrate" after *30 seconds* of no significant change in DO. Note below.
7. Discard used DI water, and rinse calibration cup and probes with DI water.

Turbidity calibration:

1. Select "measure" on the main menu, then "Turbidity – With Blank"
2. Scan a sample using the 0.0 NTU Blank solution. "Scan Blank"
3. Scan a sample using the 10 NTU standard. "Scan Sample"
4. Select "Calibrate," then use the arrow buttons to adjust the value to the standard (10.0 NTU).

Field Notebook calibration entry:

YSI – Serial Number: R16069

1. Specific Conductance: 1.413 mg/cm
2. ORP: 240.0 mV
3. pH:
   - Point 1: 10.09
   - Point 2: 4.01
   - Point 3: 7.02
4. DO: 8.03 mg/L

Colorimeter Model/Serial Number: U65876X

Turbidity Meter Model/Serial Number: 017845

Whirlpool Ft. Smith Field Equipment Calibration Checklist

Date: 7/29/14

Calibrated by: Nick Zurweller

Turn on YSI. Note time on line 38!

Specific Conductance calibration (should take *at least* 1.5 minutes):

1. Pour conductivity standard into calibration cup and immerse sensor.
2. Allow *1 minute* for temperature stabilization.
3. Press "calibrate" after *30 seconds* of no significant change in specific conductance. Note below.
4. Discard used calibration standard, and rinse calibration cup and probes with DI water.

ORP calibration (should take *at least* 1.5 minutes):

1. Pour ORP (Zobell) standard into calibration cup and immerse sensor.
2. Allow *1 minute* for temperature stabilization.
3. Press "calibrate" after *30 seconds* of no significant change in ORP. Note below.
4. Discard used calibration standard, and rinse calibration cup and probes with DI water.

3-Point pH calibration (should take *at least* 4.5 minutes):

1. Pour pH 7.0 standard into the calibration cup and immerse pH sensor.
2. Allow *1 minute* for temperature stabilization.
3. Press "calibrate" after *30 seconds* of no significant change in pH. Note below.
4. Discard used calibration standard, and rinse calibration cup and probes with DI water.

5. Pour pH 10.0 standard into the calibration cup and immerse pH sensor.
6. Allow *1 minute* for temperature stabilization.
7. Press "calibrate" after *30 seconds* of no significant change in pH. Note below
8. Discard used calibration standard, and rinse calibration cup and probes with DI water.

9. Pour pH 4.0 standard into the calibration cup and immerse pH sensor.
10. Allow *1 minute* for temperature stabilization.
11. Press "calibrate" after *30 seconds* of no significant change in pH. Note standard below.
12. Discard used calibration standard, and rinse calibration cup and probes with DI water.

Dissolved Oxygen (% DO) calibration (should take *at least* 10 minutes):

1. Ensure unit has been on for at least 10 minutes: Initial time: _____ + 10min =_____
2. Enter the local barometric pressure.
   (Note: to convert from inches (common on a weather app or forecast) to mmHg, multiply by 25.4, then to correct to Ft. Smith's altitude, subtract 15.169 mmHg.)
   30.15 in. x 25.4 = 765.81 mmHg - 15.169 = 750.64 mmHg
3. Place ~3mm of DI water in the bottom of the calibration cup.
4. Lightly screw on the calibration cup (only 1 or 2 threads!)
5. Allow *10 minutes* for the air in the cup to become water-saturated and temp to stabilize.
6. Press "calibrate" after *30 seconds* of no significant change in DO. Note below.
7. Discard used DI water, and rinse calibration cup and probes with DI water.

Turbidity calibration:

1. Select "measure" on the main menu, then "Turbidity – With Blank"
2. Scan a sample using the 0.0 NTU Blank solution. "Scan Blank"
3. Scan a sample using the 10 NTU standard. "Scan Sample"
4. Select "Calibrate," then use the arrow buttons to adjust the value to the standard (10.0 NTU).

Field Notebook calibration entry:

YSI – Serial Number: 11H100865

1. Specific Conductance: 1413 mS/cm
2. ORP: 240 mV
3. pH:
   - Point 1: 7.00
   - Point 2: 4.00
   - Point 3: 9.98
4. DO: 98.7 %

Colorimeter Model/Serial Number: 100690C78422

Turbidity Meter Model/Serial Number: 13080C027215

Whirlpool Ft. Smith Field Equipment Calibration Checklist

Date: 7/29/14

Calibrated by: LUCY MARTON

Turn on YSI. Note time on line 38!

Specific Conductance calibration (should take *at least* 1.5 minutes):

1. Pour conductivity standard into calibration cup and immerse sensor.
2. Allow *1 minute* for temperature stabilization.
3. Press "calibrate" after *30 seconds* of no significant change in specific conductance. Note below.
4. Discard used calibration standard, and rinse calibration cup and probes with DI water.

ORP calibration (should take *at least* 1.5 minutes):

1. Pour ORP (Zobell) standard into calibration cup and immerse sensor.
2. Allow *1 minute* for temperature stabilization.
3. Press "calibrate" after *30 seconds* of no significant change in ORP. Note below.
4. Discard used calibration standard, and rinse calibration cup and probes with DI water.

3-Point pH calibration (should take *at least* 4.5 minutes):

1. Pour pH 7.0 standard into the calibration cup and immerse pH sensor.
2. Allow *1 minute* for temperature stabilization.
3. Press "calibrate" after *30 seconds* of no significant change in pH. Note below.
4. Discard used calibration standard, and rinse calibration cup and probes with DI water.

5. Pour pH 10.0 standard into the calibration cup and immerse pH sensor.
6. Allow *1 minute* for temperature stabilization.
7. Press "calibrate" after *30 seconds* of no significant change in pH. Note below
8. Discard used calibration standard, and rinse calibration cup and probes with DI water.

9. Pour pH 4.0 standard into the calibration cup and immerse pH sensor.
10. Allow *1 minute* for temperature stabilization.
11. Press "calibrate" after *30 seconds* of no significant change in pH. Note standard below.
12. Discard used calibration standard, and rinse calibration cup and probes with DI water.

Dissolved Oxygen (% DO) calibration (should take *at least* 10 minutes):

1. Ensure unit has been on for at least 10 minutes: Initial time: 7:28 + 10min = 7:38
2. Enter the local barometric pressure.

   (Note: to convert from inches (common on a weather app or forecast) to mmHg, multiply by 25.4, then to correct to Ft. Smith's altitude, subtract 15.169 mmHg.)

   30.15 in. x 25.4 = 765.81 mmHg - 15.169 = 750.64 mmHg
3. Place ~3mm of DI water in the bottom of the calibration cup.
4. Lightly screw on the calibration cup (only 1 or 2 threads!)
5. Allow *10 minutes* for the air in the cup to become water-saturated and temp to stabilize.
6. Press "calibrate" after *30 seconds* of no significant change in DO. Note below.
7. Discard used DI water, and rinse calibration cup and probes with DI water.

Turbidity calibration:

1. Select "measure" on the main menu, then "Turbidity – With Blank"
2. Scan a sample using the 0.0 NTU Blank solution. "Scan Blank"
3. Scan a sample using the 10 NTU standard. "Scan Sample"
4. Select "Calibrate," then use the arrow buttons to adjust the value to the standard (10.0 NTU).

Field Notebook calibration entry:

YSI – Serial Number: 08D101922

1. Specific Conductance: 1.409
2. ORP: 237.5
3. pH:
   - Point 1: 7.0
   - Point 2: 4
   - Point 3: 10.01
4. DO: 90.8 LWM

Colorimeter Model/Serial Number: ~~R100688~~ LWM 121190093032

Turbidity Meter Model/Serial Number: ~~0247008~~ 13080602720 7

Whirlpool Ft. Smith Field Equipment Calibration Checklist

Date: 7/29/2014 0645

Calibrated by: J. Myers

Turn on YSI. Note time on line 38!

Specific Conductance calibration (should take *at least* 1.5 minutes):

1. Pour conductivity standard into calibration cup and immerse sensor.
2. Allow *1 minute* for temperature stabilization.
3. Press "calibrate" after *30 seconds* of no significant change in specific conductance. Note below.
4. Discard used calibration standard, and rinse calibration cup and probes with DI water.

ORP calibration (should take *at least* 1.5 minutes):

1. Pour ORP (Zobell) standard into calibration cup and immerse sensor.
2. Allow *1 minute* for temperature stabilization.
3. Press "calibrate" after *30 seconds* of no significant change in ORP. Note below.
4. Discard used calibration standard, and rinse calibration cup and probes with DI water.

3-Point pH calibration (should take *at least* 4.5 minutes):

1. Pour pH 7.0 standard into the calibration cup and immerse pH sensor.
2. Allow *1 minute* for temperature stabilization.
3. Press "calibrate" after *30 seconds* of no significant change in pH. Note below.
4. Discard used calibration standard, and rinse calibration cup and probes with DI water.

5. Pour pH 10.0 standard into the calibration cup and immerse pH sensor.
6. Allow *1 minute* for temperature stabilization.
7. Press "calibrate" after *30 seconds* of no significant change in pH. Note below
8. Discard used calibration standard, and rinse calibration cup and probes with DI water.

9. Pour pH 4.0 standard into the calibration cup and immerse pH sensor.
10. Allow *1 minute* for temperature stabilization.
11. Press "calibrate" after *30 seconds* of no significant change in pH. Note standard below.
12. Discard used calibration standard, and rinse calibration cup and probes with DI water.

Dissolved Oxygen (% DO) calibration (should take *at least* 10 minutes):

1. Ensure unit has been on for at least 10 minutes: Initial time: 0745 + 10min = 0755
2. Enter the local barometric pressure.
   (Note: to convert from inches (common on a weather app or forecast) to mmHg, multiply by 25.4, then to correct to Ft. Smith's altitude, subtract 15.169 mmHg.)
   _____ in. x 25.4 = _____ mmHg - 15.169 = _____ mmHg
3. Place ~3mm of DI water in the bottom of the calibration cup.
4. Lightly screw on the calibration cup (only 1 or 2 threads!)
5. Allow *10 minutes* for the air in the cup to become water-saturated and temp to stabilize.
6. Press "calibrate" after *30 seconds* of no significant change in DO. Note below.
7. Discard used DI water, and rinse calibration cup and probes with DI water.

Turbidity calibration:

1. Select "measure" on the main menu, then "Turbidity – With Blank"
2. Scan a sample using the 0.0 NTU Blank solution. "Scan Blank"
3. Scan a sample using the 10 NTU standard. "Scan Sample"
4. Select "Calibrate," then use the arrow buttons to adjust the value to the standard (10.0 NTU).

Field Notebook calibration entry:

YSI – Serial Number: 457113

1. Specific Conductance: 1410
2. ORP: ~~1412~~ 240
3. pH:
   - Point 1: 7.02
   - Point 2: 10.00
   - Point 3: 3.99
4. DO: 8.25 mg/L

Colorimeter Model/Serial Number: R160684

Turbidity Meter Model/Serial Number: 415 - 4810

Whirlpool Ft. Smith Field Equipment Calibration Checklist

Date: 7/30/14 0625

Calibrated by: J. Myers ~~0625~~ JM

Turn on YSI. Note time on line 38!

Specific Conductance calibration (should take *at least* 1.5 minutes):

1. Pour conductivity standard into calibration cup and immerse sensor.
2. Allow *1 minute* for temperature stabilization.
3. Press "calibrate" after *30 seconds* of no significant change in specific conductance. Note below.
4. Discard used calibration standard, and rinse calibration cup and probes with DI water.

ORP calibration (should take *at least* 1.5 minutes):

1. Pour ORP (Zobell) standard into calibration cup and immerse sensor.
2. Allow *1 minute* for temperature stabilization.
3. Press "calibrate" after *30 seconds* of no significant change in ORP. Note below.
4. Discard used calibration standard, and rinse calibration cup and probes with DI water.

3-Point pH calibration (should take *at least* 4.5 minutes):

1. Pour pH 7.0 standard into the calibration cup and immerse pH sensor.
2. Allow *1 minute* for temperature stabilization.
3. Press "calibrate" after *30 seconds* of no significant change in pH. Note below.
4. Discard used calibration standard, and rinse calibration cup and probes with DI water.

5. Pour pH 10.0 standard into the calibration cup and immerse pH sensor.
6. Allow *1 minute* for temperature stabilization.
7. Press "calibrate" after *30 seconds* of no significant change in pH. Note below
8. Discard used calibration standard, and rinse calibration cup and probes with DI water.

9. Pour pH 4.0 standard into the calibration cup and immerse pH sensor.
10. Allow *1 minute* for temperature stabilization.
11. Press "calibrate" after *30 seconds* of no significant change in pH. Note standard below.
12. Discard used calibration standard, and rinse calibration cup and probes with DI water.

Dissolved Oxygen (% DO) calibration (should take *at least* 10 minutes):

1. Ensure unit has been on for at least 10 minutes: Initial time: 0740 + 10min = 750
2. Enter the local barometric pressure.
   (Note: to convert from inches (common on a weather app or forecast) to mmHg, multiply by 25.4, then to correct to Ft. Smith's altitude, subtract 15.169 mmHg.)
   _____ in. x 25.4 = _____ mmHg - 15.169 = 751.7 mmHg
3. Place ~3mm of DI water in the bottom of the calibration cup.
4. Lightly screw on the calibration cup (only 1 or 2 threads!)
5. Allow *10 minutes* for the air in the cup to become water-saturated and temp to stabilize.
6. Press "calibrate" after *30 seconds* of no significant change in DO. Note below.
7. Discard used DI water, and rinse calibration cup and probes with DI water.

Turbidity calibration:

1. Select "measure" on the main menu, then "Turbidity – With Blank"
2. Scan a sample using the 0.0 NTU Blank solution. "Scan Blank"
3. Scan a sample using the 10 NTU standard. "Scan Sample"
4. Select "Calibrate," then use the arrow buttons to adjust the value to the standard (10.0 NTU).

Field Notebook calibration entry:

YSI – Serial Number: 457113X

1. Specific Conductance: 1409
2. ORP: 251.2
3. pH:
   - Point 1: 7.11
   - Point 2: 10.06
   - Point 3: 3.97
4. DO: 7.48 mg/L

Colorimeter Model/Serial Number: R160689

Turbidity Meter Model/Serial Number: 415-41810

Whirlpool Ft. Smith Field Equipment Calibration Checklist

Date: 7-30-2014

Calibrated by: MS

Turn on YSI. Note time on line 38!

Specific Conductance calibration (should take *at least* 1.5 minutes):

1. Pour conductivity standard into calibration cup and immerse sensor.
2. Allow *1 minute* for temperature stabilization.
3. Press "calibrate" after *30 seconds* of no significant change in specific conductance. Note below.
4. Discard used calibration standard, and rinse calibration cup and probes with DI water.

ORP calibration (should take *at least* 1.5 minutes):

1. Pour ORP (Zobell) standard into calibration cup and immerse sensor.
2. Allow *1 minute* for temperature stabilization.
3. Press "calibrate" after *30 seconds* of no significant change in ORP. Note below.
4. Discard used calibration standard, and rinse calibration cup and probes with DI water.

3-Point pH calibration (should take *at least* 4.5 minutes):

1. Pour pH 7.0 standard into the calibration cup and immerse pH sensor.
2. Allow *1 minute* for temperature stabilization.
3. Press "calibrate" after *30 seconds* of no significant change in pH. Note below.
4. Discard used calibration standard, and rinse calibration cup and probes with DI water.

5. Pour pH 10.0 standard into the calibration cup and immerse pH sensor.
6. Allow *1 minute* for temperature stabilization.
7. Press "calibrate" after *30 seconds* of no significant change in pH. Note below
8. Discard used calibration standard, and rinse calibration cup and probes with DI water.

9. Pour pH 4.0 standard into the calibration cup and immerse pH sensor.
10. Allow *1 minute* for temperature stabilization.
11. Press "calibrate" after *30 seconds* of no significant change in pH. Note standard below.
12. Discard used calibration standard, and rinse calibration cup and probes with DI water.

Dissolved Oxygen (% DO) calibration (should take *at least* 10 minutes):

1. Ensure unit has been on for at least 10 minutes: Initial time: 0737 + 10min = 0747
2. Enter the local barometric pressure.

   (Note: to convert from inches (common on a weather app or forecast) to mmHg, multiply by 25.4, then to correct to Ft. Smith's altitude, subtract 15.169 mmHg.)

   30.06 in. x 25.4 = 763.52 mmHg - 15.169 = 748.36 mmHg
3. Place ~3mm of DI water in the bottom of the calibration cup.
4. Lightly screw on the calibration cup (only 1 or 2 threads!)
5. Allow *10 minutes* for the air in the cup to become water-saturated and temp to stabilize.
6. Press "calibrate" after *30 seconds* of no significant change in DO. Note below.
7. Discard used DI water, and rinse calibration cup and probes with DI water.

Turbidity calibration:

1. Select "measure" on the main menu, then "Turbidity – With Blank"
2. Scan a sample using the 0.0 NTU Blank solution. "Scan Blank"
3. Scan a sample using the 10 NTU standard. "Scan Sample"
4. Select "Calibrate," then use the arrow buttons to adjust the value to the standard (10.0 NTU).

Field Notebook calibration entry:

YSI – Serial Number: R160695

1. Specific Conductance: 1.413 mS/cm
2. ORP: 240.0 mV
3. pH:
   - Point 1: 10.0
   - Point 2: 7.0
   - Point 3: ~~10.~~ 4.0
4. DO: 8.09 mg/L

Colorimeter Model/Serial Number: U65876X

Turbidity Meter Model/Serial Number: 017845

Whirlpool Ft. Smith Field Equipment Calibration Checklist

Date: 7/30/14

Calibrated by: Nick Zurweller

Turn on YSI. Note time on line 38!

Specific Conductance calibration (should take *at least* 1.5 minutes):

1. Pour conductivity standard into calibration cup and immerse sensor.
2. Allow *1 minute* for temperature stabilization.
3. Press "calibrate" after *30 seconds* of no significant change in specific conductance. Note below.
4. Discard used calibration standard, and rinse calibration cup and probes with DI water.

ORP calibration (should take *at least* 1.5 minutes):

1. Pour ORP (Zobell) standard into calibration cup and immerse sensor.
2. Allow *1 minute* for temperature stabilization.
3. Press "calibrate" after *30 seconds* of no significant change in ORP. Note below.
4. Discard used calibration standard, and rinse calibration cup and probes with DI water.

3-Point pH calibration (should take *at least* 4.5 minutes):

1. Pour pH 7.0 standard into the calibration cup and immerse pH sensor.
2. Allow *1 minute* for temperature stabilization.
3. Press "calibrate" after *30 seconds* of no significant change in pH. Note below.
4. Discard used calibration standard, and rinse calibration cup and probes with DI water.

5. Pour pH 10.0 standard into the calibration cup and immerse pH sensor.
6. Allow *1 minute* for temperature stabilization.
7. Press "calibrate" after *30 seconds* of no significant change in pH. Note below
8. Discard used calibration standard, and rinse calibration cup and probes with DI water.

9. Pour pH 4.0 standard into the calibration cup and immerse pH sensor.
10. Allow *1 minute* for temperature stabilization.
11. Press "calibrate" after *30 seconds* of no significant change in pH. Note standard below.
12. Discard used calibration standard, and rinse calibration cup and probes with DI water.

Dissolved Oxygen (% DO) calibration (should take *at least* 10 minutes):

1. Ensure unit has been on for at least 10 minutes: Initial time: 0640 + 10min = 0650
2. Enter the local barometric pressure.

   (Note: to convert from inches (common on a weather app or forecast) to mmHg, multiply by 25.4, then to correct to Ft. Smith's altitude, subtract 15.169 mmHg.)

   30.06 in. x 25.4 = 763.52 mmHg - 15.169 = 748.36 mmHg
3. Place ~3mm of DI water in the bottom of the calibration cup.
4. Lightly screw on the calibration cup (only 1 or 2 threads!)
5. Allow *10 minutes* for the air in the cup to become water-saturated and temp to stabilize.
6. Press "calibrate" after *30 seconds* of no significant change in DO. Note below.
7. Discard used DI water, and rinse calibration cup and probes with DI water.

Turbidity calibration:

1. Select "measure" on the main menu, then "Turbidity – With Blank"
2. Scan a sample using the 0.0 NTU Blank solution. "Scan Blank"
3. Scan a sample using the 10 NTU standard. "Scan Sample"
4. Select "Calibrate," then use the arrow buttons to adjust the value to the standard (10.0 NTU).

Field Notebook calibration entry:

YSI – Serial Number: 11H100865

1. Specific Conductance: 1.413 mS/cm
2. ORP: 240 mV
3. pH:
   - Point 1: 7.00
   - Point 2: 10.00
   - Point 3: 4.00
4. DO: 98.5% / 7.84 mg/L

Colorimeter Model/Serial Number: 100640378422

Turbidity Meter Model/Serial Number: 13080C627215

'rlpool Ft. Smith Field Equipment Calibration Checklist

ate: 7/30/14

Calibrated by: Lucy Marton

Turn on YSI. Note time on line 38!

Specific Conductance calibration (should take *at least* 1.5 minutes):

1. Pour conductivity standard into calibration cup and immerse sensor.
2. Allow *1 minute* for temperature stabilization.
3. Press "calibrate" after *30 seconds* of no significant change in specific conductance. Note below.
4. Discard used calibration standard, and rinse calibration cup and probes with DI water.

ORP calibration (should take *at least* 1.5 minutes):

1. Pour ORP (Zobell) standard into calibration cup and immerse sensor.
2. Allow *1 minute* for temperature stabilization.
3. Press "calibrate" after *30 seconds* of no significant change in ORP. Note below.
4. Discard used calibration standard, and rinse calibration cup and probes with DI water.

3-Point pH calibration (should take *at least* 4.5 minutes):

1. Pour pH 7.0 standard into the calibration cup and immerse pH sensor.
2. Allow *1 minute* for temperature stabilization.
3. Press "calibrate" after *30 seconds* of no significant change in pH. Note below.
4. Discard used calibration standard, and rinse calibration cup and probes with DI water.

5. Pour pH 10.0 standard into the calibration cup and immerse pH sensor.
6. Allow *1 minute* for temperature stabilization.
7. Press "calibrate" after *30 seconds* of no significant change in pH. Note below
8. Discard used calibration standard, and rinse calibration cup and probes with DI water.

9. Pour pH 4.0 standard into the calibration cup and immerse pH sensor.
10. Allow *1 minute* for temperature stabilization.
11. Press "calibrate" after *30 seconds* of no significant change in pH. Note standard below.
12. Discard used calibration standard, and rinse calibration cup and probes with DI water.

Dissolved Oxygen (% DO) calibration (should take *at least* 10 minutes):

1. Ensure unit has been on for at least 10 minutes: Initial time: 627 + 10min = 637
2. Enter the local barometric pressure.
   (Note: to convert from inches (common on a weather app or forecast) to mmHg, multiply by 25.4, then to correct to Ft. Smith's altitude, subtract 15.169 mmHg.)
   30.06 in. x 25.4 = 763.52 mmHg - 15.169 = 748.36 mmHg
3. Place ~3mm of DI water in the bottom of the calibration cup.
4. Lightly screw on the calibration cup (only 1 or 2 threads!)
5. Allow *10 minutes* for the air in the cup to become water-saturated and temp to stabilize.
6. Press "calibrate" after *30 seconds* of no significant change in DO. Note below.
7. Discard used DI water, and rinse calibration cup and probes with DI water.

Turbidity calibration:

1. Select "measure" on the main menu, then "Turbidity – With Blank"
2. Scan a sample using the 0.0 NTU Blank solution. "Scan Blank"
3. Scan a sample using the 10 NTU standard. "Scan Sample"
4. Select "Calibrate," then use the arrow buttons to adjust the value to the standard (10.0 NTU).

Field Notebook calibration entry:

YSI – Serial Number: 08D101922

1. Specific Conductance: 1.413
2. ORP: 240
3. pH:
   - Point 1: 7
   - Point 2: 10
   - Point 3: 3.98 98.5 LWM
4. DO: ~~98.5~~ LWM

Colorimeter Model/Serial Number: ~~R1606000~~ LWM 121190C93032

Turbidity Meter Model/Serial Number: ~~0247100~~ 130B0C027207

Whirlpool Ft. Smith Field Equipment Calibration Checklist

Date: 7/30/2014

Calibrated by: Wendy Stonestreet

Turn on YSI. Note time on line 38!

Specific Conductance calibration (should take *at least* 1.5 minutes):

1. Pour conductivity standard into calibration cup and immerse sensor.
2. Allow *1 minute* for temperature stabilization.
3. Press "calibrate" after *30 seconds* of no significant change in specific conductance. Note below.
4. Discard used calibration standard, and rinse calibration cup and probes with DI water.

ORP calibration (should take *at least* 1.5 minutes):

1. Pour ORP (Zobell) standard into calibration cup and immerse sensor.
2. Allow *1 minute* for temperature stabilization.
3. Press "calibrate" after *30 seconds* of no significant change in ORP. Note below.
4. Discard used calibration standard, and rinse calibration cup and probes with DI water.

3-Point pH calibration (should take *at least* 4.5 minutes):

1. Pour pH 7.0 standard into the calibration cup and immerse pH sensor.
2. Allow *1 minute* for temperature stabilization.
3. Press "calibrate" after *30 seconds* of no significant change in pH. Note below.
4. Discard used calibration standard, and rinse calibration cup and probes with DI water.

5. Pour pH 10.0 standard into the calibration cup and immerse pH sensor.
6. Allow *1 minute* for temperature stabilization.
7. Press "calibrate" after *30 seconds* of no significant change in pH. Note below
8. Discard used calibration standard, and rinse calibration cup and probes with DI water.

9. Pour pH 4.0 standard into the calibration cup and immerse pH sensor.
10. Allow *1 minute* for temperature stabilization.
11. Press "calibrate" after *30 seconds* of no significant change in pH. Note standard below.
12. Discard used calibration standard, and rinse calibration cup and probes with DI water.

Dissolved Oxygen (% DO) calibration (should take *at least* 10 minutes):

1. Ensure unit has been on for at least 10 minutes: Initial time: 6:15 + 10min = 7:25
2. Enter the local barometric pressure.
   (Note: to convert from inches (common on a weather app or forecast) to mmHg, multiply by 25.4, then to correct to Ft. Smith's altitude, subtract 15.169 mmHg.)
   30.06 in. x 25.4 = 763.52 mmHg - 15.169 = 749.36 mmHg
3. Place ~3mm of DI water in the bottom of the calibration cup.
4. Lightly screw on the calibration cup (only 1 or 2 threads!)
5. Allow *10 minutes* for the air in the cup to become water-saturated and temp to stabilize.
6. Press "calibrate" after *30 seconds* of no significant change in DO. Note below.
7. Discard used DI water, and rinse calibration cup and probes with DI water.

Turbidity calibration:

1. Select "measure" on the main menu, then "Turbidity – With Blank"
2. Scan a sample using the 0.0 NTU Blank solution. "Scan Blank"
3. Scan a sample using the 10 NTU standard. "Scan Sample"
4. Select "Calibrate," then use the arrow buttons to adjust the value to the standard (10.0 NTU).

Field Notebook calibration entry:

YSI – Serial Number: U50782X

1. Specific Conductance: 1.482 ms/cm
2. ORP: 238.3 mV
3. pH:
   - Point 1: 10.00
   - Point 2: 6.99
   - Point 3: 3.98
4. DO: 8.27 mg/L 98.6%

Colorimeter Model/Serial Number: R142836

Turbidity Meter Model/Serial Number: LaMotte 2020 Iwe 1866-0412

Whirlpool Ft. Smith Field Equipment Calibration Checklist

Date: 7/31/14

Calibrated by: Lucy Newton

Turn on YSI. Note time on line 38!

Specific Conductance calibration (should take *at least* 1.5 minutes):

1. Pour conductivity standard into calibration cup and immerse sensor.
2. Allow *1 minute* for temperature stabilization.
3. Press "calibrate" after *30 seconds* of no significant change in specific conductance. Note below.
4. Discard used calibration standard, and rinse calibration cup and probes with DI water.

ORP calibration (should take *at least* 1.5 minutes):

1. Pour ORP (Zobell) standard into calibration cup and immerse sensor.
2. Allow *1 minute* for temperature stabilization.
3. Press "calibrate" after *30 seconds* of no significant change in ORP. Note below.
4. Discard used calibration standard, and rinse calibration cup and probes with DI water.

3-Point pH calibration (should take *at least* 4.5 minutes):

1. Pour pH 7.0 standard into the calibration cup and immerse pH sensor.
2. Allow *1 minute* for temperature stabilization.
3. Press "calibrate" after *30 seconds* of no significant change in pH. Note below.
4. Discard used calibration standard, and rinse calibration cup and probes with DI water.

5. Pour pH 10.0 standard into the calibration cup and immerse pH sensor.
6. Allow *1 minute* for temperature stabilization.
7. Press "calibrate" after *30 seconds* of no significant change in pH. Note below
8. Discard used calibration standard, and rinse calibration cup and probes with DI water.

9. Pour pH 4.0 standard into the calibration cup and immerse pH sensor.
10. Allow *1 minute* for temperature stabilization.
11. Press "calibrate" after *30 seconds* of no significant change in pH. Note standard below.
12. Discard used calibration standard, and rinse calibration cup and probes with DI water.

Dissolved Oxygen (% DO) calibration (should take *at least* 10 minutes):

1. Ensure unit has been on for at least 10 minutes: Initial time: 0944 + 10min =_____
2. Enter the local barometric pressure.
   (Note: to convert from inches (common on a weather app or forecast) to mmHg, multiply by 25.4, then to correct to Ft. Smith's altitude, subtract 15.169 mmHg.)
   30.07 in. x 25.4 = 763.79 mmHg - 15.169 = 748.61 mmHg
3. Place ~3mm of DI water in the bottom of the calibration cup.
4. Lightly screw on the calibration cup (only 1 or 2 threads!)
5. Allow *10 minutes* for the air in the cup to become water-saturated and temp to stabilize.
6. Press "calibrate" after *30 seconds* of no significant change in DO. Note below.
7. Discard used DI water, and rinse calibration cup and probes with DI water.

Turbidity calibration:

1. Select "measure" on the main menu, then "Turbidity – With Blank"
2. Scan a sample using the 0.0 NTU Blank solution. "Scan Blank"
3. Scan a sample using the 10 NTU standard. "Scan Sample"
4. Select "Calibrate," then use the arrow buttons to adjust the value to the standard (10.0 NTU).

Field Notebook calibration entry:

YSI – Serial Number:

1. Specific Conductance: 1.413
2. ORP: 240.0
3. pH:
   - Point 1: 7
   - Point 2: 4
   - Point 3: 9.99
4. DO: 93.6

Colorimeter Model/Serial Number:

Turbidity Meter Model/Serial Number:

Whirlpool Ft. Smith Field Equipment Calibration Checklist

Date: 7·31·2014

Calibrated by: Lucy Cross

Turn on YSI. Note time on line 38!

Specific Conductance calibration (should take *at least* 1.5 minutes):

1. Pour conductivity standard into calibration cup and immerse sensor.
2. Allow *1 minute* for temperature stabilization.
3. Press "calibrate" after *30 seconds* of no significant change in specific conductance. Note below.
4. Discard used calibration standard, and rinse calibration cup and probes with DI water.

ORP calibration (should take *at least* 1.5 minutes):

1. Pour ORP (Zobell) standard into calibration cup and immerse sensor.
2. Allow *1 minute* for temperature stabilization.
3. Press "calibrate" after *30 seconds* of no significant change in ORP. Note below.
4. Discard used calibration standard, and rinse calibration cup and probes with DI water.

3-Point pH calibration (should take *at least* 4.5 minutes):

1. Pour pH 7.0 standard into the calibration cup and immerse pH sensor.
2. Allow *1 minute* for temperature stabilization.
3. Press "calibrate" after *30 seconds* of no significant change in pH. Note below.
4. Discard used calibration standard, and rinse calibration cup and probes with DI water.

5. Pour pH 10.0 standard into the calibration cup and immerse pH sensor.
6. Allow *1 minute* for temperature stabilization.
7. Press "calibrate" after *30 seconds* of no significant change in pH. Note below
8. Discard used calibration standard, and rinse calibration cup and probes with DI water.

9. Pour pH 4.0 standard into the calibration cup and immerse pH sensor.
10. Allow *1 minute* for temperature stabilization.
11. Press "calibrate" after *30 seconds* of no significant change in pH. Note standard below.
12. Discard used calibration standard, and rinse calibration cup and probes with DI water.

Dissolved Oxygen (% DO) calibration (should take *at least* 10 minutes):

1. Ensure unit has been on for at least 10 minutes: Initial time: 7:28 + 10min = 7:38
2. Enter the local barometric pressure.

   (Note: to convert from inches (common on a weather app or forecast) to mmHg, multiply by 25.4, then to correct to Ft. Smith's altitude, subtract 15.169 mmHg.)

   30.07 in. x 25.4 = 763.18 mmHg - 15.169 = 748.61 mmHg
3. Place ~3mm of DI water in the bottom of the calibration cup.
4. Lightly screw on the calibration cup (only 1 or 2 threads!)
5. Allow *10 minutes* for the air in the cup to become water-saturated and temp to stabilize.
6. Press "calibrate" after *30 seconds* of no significant change in DO. Note below.
7. Discard used DI water, and rinse calibration cup and probes with DI water.

Turbidity calibration:

1. Select "measure" on the main menu, then "Turbidity – With Blank"
2. Scan a sample using the 0.0 NTU Blank solution. "Scan Blank"
3. Scan a sample using the 10 NTU standard. "Scan Sample"
4. Select "Calibrate," then use the arrow buttons to adjust the value to the standard (10.0 NTU).

Field Notebook calibration entry:

YSI – Serial Number:

1. Specific Conductance: 1.413
2. ORP: 240.0
3. pH:
   - Point 1: 7.00
   - Point 2: 4.00
   - Point 3: 9.96
4. DO: 98.5

Colorimeter Model/Serial Number:

Turbidity Meter Model/Serial Number:

Whirlpool Ft. Smith Field Equipment Calibration Checklist

Date: 7/31/14

Calibrated by: Nick Zurweller

Turn on YSI. Note time on line 38!

Specific Conductance calibration (should take *at least* 1.5 minutes):

1. Pour conductivity standard into calibration cup and immerse sensor.
2. Allow *1 minute* for temperature stabilization.
3. Press "calibrate" after *30 seconds* of no significant change in specific conductance. Note below.
4. Discard used calibration standard, and rinse calibration cup and probes with DI water.

ORP calibration (should take *at least* 1.5 minutes):

1. Pour ORP (Zobell) standard into calibration cup and immerse sensor.
2. Allow *1 minute* for temperature stabilization.
3. Press "calibrate" after *30 seconds* of no significant change in ORP. Note below.
4. Discard used calibration standard, and rinse calibration cup and probes with DI water.

3-Point pH calibration (should take *at least* 4.5 minutes):

1. Pour pH 7.0 standard into the calibration cup and immerse pH sensor.
2. Allow *1 minute* for temperature stabilization.
3. Press "calibrate" after *30 seconds* of no significant change in pH. Note below.
4. Discard used calibration standard, and rinse calibration cup and probes with DI water.

5. Pour pH 10.0 standard into the calibration cup and immerse pH sensor.
6. Allow *1 minute* for temperature stabilization.
7. Press "calibrate" after *30 seconds* of no significant change in pH. Note below
8. Discard used calibration standard, and rinse calibration cup and probes with DI water.

9. Pour pH 4.0 standard into the calibration cup and immerse pH sensor.
10. Allow *1 minute* for temperature stabilization.
11. Press "calibrate" after *30 seconds* of no significant change in pH. Note standard below.
12. Discard used calibration standard, and rinse calibration cup and probes with DI water.

Dissolved Oxygen (% DO) calibration (should take *at least* 10 minutes):

1. Ensure unit has been on for at least 10 minutes: Initial time: 0703 + 10min = 0713
2. Enter the local barometric pressure.
   (Note: to convert from inches (common on a weather app or forecast) to mmHg, multiply by 25.4, then to correct to Ft. Smith's altitude, subtract 15.169 mmHg.)
   30.07 in. x 25.4 = 763.78 mmHg - 15.169 = 748.61 mmHg
3. Place ~3mm of DI water in the bottom of the calibration cup.
4. Lightly screw on the calibration cup (only 1 or 2 threads!)
5. Allow *10 minutes* for the air in the cup to become water-saturated and temp to stabilize.
6. Press "calibrate" after *30 seconds* of no significant change in DO. Note below.
7. Discard used DI water, and rinse calibration cup and probes with DI water.

Turbidity calibration:

1. Select "measure" on the main menu, then "Turbidity – With Blank"
2. Scan a sample using the 0.0 NTU Blank solution. "Scan Blank"
3. Scan a sample using the 10 NTU standard. "Scan Sample"
4. Select "Calibrate," then use the arrow buttons to adjust the value to the standard (10.0 NTU).

Field Notebook calibration entry:

YSI – Serial Number:

1. Specific Conductance: 1.413 mS/cm
2. ORP: 240.0
3. pH:
   - Point 1: 7.00
   - Point 2: 4.00
   - Point 3: 9.98
4. DO: 98.5%, 18.30 mg/L

Colorimeter Model/Serial Number:

Turbidity Meter Model/Serial Number:

Appendix B

Laboratory Analytical Data

Pace Analytical Services, Inc.
9608 Loiret Blvd.
Lenexa, KS 66219
(913)599-5665

August 12, 2014

Wendy Stonestreet
Environ International Corporation
7500 College Blvd Ste 925
Overland Park, KS 66210

RE: Project: FORT SMITH, AR
Pace Project No.: 60174546

Dear Wendy Stonestreet:
Enclosed are the analytical results for sample(s) received by the laboratory on July 29, 2014. The results relate only to the samples included in this report. Results reported herein conform to the most current TNI standards and the laboratory's Quality Assurance Manual, where applicable, unless otherwise noted in the body of the report.

If you have any questions concerning this report, please feel free to contact me.

Sincerely,

Mary Jane Walls
maryjane.walls@pacelabs.com
PM Lab Management

Enclosures

cc: EDD, Environ_AR
Tamara Gleason, ENVIRON International Corporation

This report shall not be reproduced, except in full,
without the written consent of Pace Analytical Services, Inc..

Pace Analytical Services, Inc.
9608 Loiret Blvd.
Lenexa, KS 66219
(913)599-5665

CERTIFICATIONS

Project: FORT SMITH, AR
Pace Project No.: 60174546

Kansas Certification IDs
9608 Loiret Boulevard, Lenexa, KS 66219
WY STR Certification #: 2456.01
Arkansas Certification #: 13-012-0
Illinois Certification #: 003097
Iowa Certification #: 118
Kansas/NELAP Certification #: E-10116
Louisiana Certification #: 03055
Nevada Certification #: KS000212008A
Oklahoma Certification #: 9205/9935
Texas Certification #: T104704407
Utah Certification #: KS00021

Dallas Certification IDs:
400 West Bethany Dr Suite 190 75013 Allen TX 75013
Texas Certification #: T104704232-13-5
Kansas Certification #: E-10388
Arkansas Certification #: 88-0647
Oklahoma Certification #: 2012-080
Louisiana Certification #: 02007

This report shall not be reproduced, except in full,
without the written consent of Pace Analytical Services, Inc..

Pace Analytical Services, Inc.
9608 Loiret Blvd.
Lenexa, KS 66219
(913)599-5665

SAMPLE SUMMARY

Project: FORT SMITH, AR
Pace Project No.: 60174546

Lab ID	Sample ID	Matrix	Date Collected	Date Received
60174546001	**MW-66-201407**	Water	07/28/14 16:40	07/29/14 01:29
60174546002	**MW-67-201407**	Water	07/28/14 14:40	07/29/14 01:29
60174546003	**MW-60-201407**	Water	07/28/14 17:00	07/29/14 01:29
60174546004	**MW-50-201407**	Water	07/28/14 14:50	07/29/14 01:29
60174546005	**MW-63-201407**	Water	07/28/14 16:45	07/29/14 01:29
60174546006	**MW-61-201407**	Water	07/28/14 17:10	07/29/14 01:29
60174546007	**TB-20140728**	Water	07/28/14 00:00	07/29/14 01:29

This report shall not be reproduced, except in full,
without the written consent of Pace Analytical Services, Inc..

Pace Analytical Services, Inc.
9608 Loiret Blvd.
Lenexa, KS 66219
(913)599-5665

SAMPLE ANALYTE COUNT

Project: FORT SMITH, AR
Pace Project No.: 60174546

Lab ID	Sample ID	Method	Analysts	Analytes Reported	Laboratory
60174546001	**MW-66-201407**	EPA 8015 - Alcohol	PMS	1	PASI-D
		EPA 6010	SMW	2	PASI-K
		EPA 5030B/8260	JTS	38	PASI-K
		SM 2320B	CRT	3	PASI-K
		SM 3500-Fe B#4	TJG	1	PASI-K
		SM 4500-H+B	TJG	1	PASI-K
		SM 4500-S-2 D	JMC1	1	PASI-K
		EPA 300.0	OL	2	PASI-K
		EPA 350.1	AJM	1	PASI-K
		EPA 353.2	AJM	3	PASI-K
		SM 4500-CO2 D	TJG	1	PASI-K
		SM 5310C	JMC1	1	PASI-K
		SM 4500-P E	BAF	1	PASI-D
60174546002	**MW-67-201407**	EPA 8015 - Alcohol	PMS	1	PASI-D
		EPA 6010	SMW	2	PASI-K
		EPA 5030B/8260	JTS	38	PASI-K
		SM 2320B	CRT	3	PASI-K
		SM 3500-Fe B#4	TJG	1	PASI-K
		SM 4500-H+B	TJG	1	PASI-K
		SM 4500-S-2 D	JMC1	1	PASI-K
		EPA 300.0	OL	2	PASI-K
		EPA 350.1	AJM	1	PASI-K
		EPA 353.2	AJM	3	PASI-K
		SM 4500-CO2 D	TJG	1	PASI-K
		SM 5310C	JMC1	1	PASI-K
		SM 4500-P E	BAF	1	PASI-D
60174546003	**MW-60-201407**	EPA 8015 - Alcohol	PMS	1	PASI-D
		EPA 6010	SMW	2	PASI-K
		EPA 5030B/8260	JTS	38	PASI-K
		SM 2320B	CRT	3	PASI-K
		SM 3500-Fe B#4	TJG	1	PASI-K
		SM 4500-H+B	TJG	1	PASI-K
		SM 4500-S-2 D	JMC1	1	PASI-K
		EPA 300.0	OL	2	PASI-K
		EPA 350.1	AJM	1	PASI-K
		EPA 353.2	AJM	3	PASI-K
		SM 4500-CO2 D	TJG	1	PASI-K

This report shall not be reproduced, except in full,
without the written consent of Pace Analytical Services, Inc..

Pace Analytical Services, Inc.
9608 Loiret Blvd.
Lenexa, KS 66219
(913)599-5665

SAMPLE ANALYTE COUNT

Project: FORT SMITH, AR
Pace Project No.: 60174546

Lab ID	Sample ID	Method	Analysts	Analytes Reported	Laboratory
		SM 5310C	JMC1	1	PASI-K
		SM 4500-P E	BAF	1	PASI-D
60174546004	**MW-50-201407**	EPA 8015 - Alcohol	PMS	1	PASI-D
		EPA 6010	SMW	2	PASI-K
		EPA 5030B/8260	JTS	38	PASI-K
		SM 2320B	CRT	3	PASI-K
		SM 3500-Fe B#4	TJG	1	PASI-K
		SM 4500-H+B	TJG	1	PASI-K
		SM 4500-S-2 D	JMC1	1	PASI-K
		EPA 300.0	OL	2	PASI-K
		EPA 350.1	AJM	1	PASI-K
		EPA 353.2	AJM	3	PASI-K
		SM 4500-CO2 D	TJG	1	PASI-K
		SM 5310C	JMC1	1	PASI-K
		SM 4500-P E	BAF	1	PASI-D
60174546005	**MW-63-201407**	EPA 8015 - Alcohol	PMS	1	PASI-D
		EPA 6010	SMW	2	PASI-K
		EPA 5030B/8260	JTS	38	PASI-K
		SM 2320B	CRT	3	PASI-K
		SM 3500-Fe B#4	TJG	1	PASI-K
		SM 4500-H+B	TJG	1	PASI-K
		SM 4500-S-2 D	JMC1	1	PASI-K
		EPA 300.0	OL	2	PASI-K
		EPA 350.1	AJM	1	PASI-K
		EPA 353.2	AJM	3	PASI-K
		SM 4500-CO2 D	TJG	1	PASI-K
		SM 5310C	JMC1	1	PASI-K
		SM 4500-P E	BAF	1	PASI-D
60174546006	**MW-61-201407**	EPA 8015 - Alcohol	PMS	1	PASI-D
		EPA 6010	SMW	2	PASI-K
		EPA 5030B/8260	JTS	38	PASI-K
		SM 2320B	CRT	3	PASI-K
		SM 3500-Fe B#4	TJG	1	PASI-K
		SM 4500-H+B	TJG	1	PASI-K
		SM 4500-S-2 D	JMC1	1	PASI-K
		EPA 300.0	OL	2	PASI-K
		EPA 350.1	AJM	1	PASI-K

This report shall not be reproduced, except in full,
without the written consent of Pace Analytical Services, Inc..

Pace Analytical Services, Inc.
9608 Loiret Blvd.
Lenexa, KS 66219
(913)599-5665

SAMPLE ANALYTE COUNT

Project: FORT SMITH, AR
Pace Project No.: 60174546

Lab ID	Sample ID	Method	Analysts	Analytes Reported	Laboratory
		EPA 353.2	AJM	3	PASI-K
		SM 4500-CO2 D	TJG	1	PASI-K
		SM 5310C	JMC1	1	PASI-K
		SM 4500-P E	BAF	1	PASI-D
60174546007	**TB-20140728**	EPA 5030B/8260	JTS	38	PASI-K

This report shall not be reproduced, except in full,
without the written consent of Pace Analytical Services, Inc..

Pace Analytical Services, Inc.
9608 Loiret Blvd.
Lenexa, KS 66219
(913)599-5665

PROJECT NARRATIVE

Project: FORT SMITH, AR
Pace Project No.: 60174546

Method: **EPA 8015 - Alcohol**
Description: Alcohol by Direct Inject GCFID
Client: Environ_AR
Date: August 12, 2014

General Information:
6 samples were analyzed for EPA 8015 - Alcohol. All samples were received in acceptable condition with any exceptions noted below.

Hold Time:
The samples were analyzed within the method required hold times with any exceptions noted below.

Initial Calibrations (including MS Tune as applicable):
All criteria were within method requirements with any exceptions noted below.

Continuing Calibration:
All criteria were within method requirements with any exceptions noted below.

Surrogates:
All surrogates were within QC limits with any exceptions noted below.

Method Blank:
All analytes were below the report limit in the method blank, where applicable, with any exceptions noted below.

Laboratory Control Spike:
All laboratory control spike compounds were within QC limits with any exceptions noted below.

Matrix Spikes:
All percent recoveries and relative percent differences (RPDs) were within acceptance criteria with any exceptions noted below.

Additional Comments:

This report shall not be reproduced, except in full,
without the written consent of Pace Analytical Services, Inc..

Pace Analytical Services, Inc.
9608 Loiret Blvd.
Lenexa, KS 66219
(913)599-5665

PROJECT NARRATIVE

Project: FORT SMITH, AR
Pace Project No.: 60174546

Method: **EPA 6010**
Description: 6010 MET ICP
Client: Environ_AR
Date: August 12, 2014

General Information:
6 samples were analyzed for EPA 6010. All samples were received in acceptable condition with any exceptions noted below.

Hold Time:
The samples were analyzed within the method required hold times with any exceptions noted below.

Sample Preparation:
The samples were prepared in accordance with EPA 3010 with any exceptions noted below.

Initial Calibrations (including MS Tune as applicable):
All criteria were within method requirements with any exceptions noted below.

Continuing Calibration:
All criteria were within method requirements with any exceptions noted below.

Method Blank:
All analytes were below the report limit in the method blank, where applicable, with any exceptions noted below.

Laboratory Control Spike:
All laboratory control spike compounds were within QC limits with any exceptions noted below.

Matrix Spikes:
All percent recoveries and relative percent differences (RPDs) were within acceptance criteria with any exceptions noted below.

Additional Comments:

This report shall not be reproduced, except in full,
without the written consent of Pace Analytical Services, Inc..

Pace Analytical Services, Inc.
9608 Loiret Blvd.
Lenexa, KS 66219
(913)599-5665

PROJECT NARRATIVE

Project: FORT SMITH, AR
Pace Project No.: 60174546

Method: **EPA 5030B/8260**
Description: 8260 MSV
Client: Environ_AR
Date: August 12, 2014

General Information:
7 samples were analyzed for EPA 5030B/8260. All samples were received in acceptable condition with any exceptions noted below.

Hold Time:
The samples were analyzed within the method required hold times with any exceptions noted below.

Initial Calibrations (including MS Tune as applicable):
All criteria were within method requirements with any exceptions noted below.

Continuing Calibration:
All criteria were within method requirements with any exceptions noted below.

Internal Standards:
All internal standards were within QC limits with any exceptions noted below.

Surrogates:
All surrogates were within QC limits with any exceptions noted below.

Method Blank:
All analytes were below the report limit in the method blank, where applicable, with any exceptions noted below.

Laboratory Control Spike:
All laboratory control spike compounds were within QC limits with any exceptions noted below.

Matrix Spikes:
All percent recoveries and relative percent differences (RPDs) were within acceptance criteria with any exceptions noted below.

QC Batch: MSV/63263

A matrix spike/matrix spike duplicate was not performed due to insufficient sample volume.

Additional Comments:

This report shall not be reproduced, except in full,
without the written consent of Pace Analytical Services, Inc..

Pace Analytical Services, Inc.
9608 Loiret Blvd.
Lenexa, KS 66219
(913)599-5665

PROJECT NARRATIVE

Project: FORT SMITH, AR
Pace Project No.: 60174546

Method: **SM 2320B**
Description: 2320B Alkalinity
Client: Environ_AR
Date: August 12, 2014

General Information:
6 samples were analyzed for SM 2320B. All samples were received in acceptable condition with any exceptions noted below.

Hold Time:
The samples were analyzed within the method required hold times with any exceptions noted below.

Method Blank:
All analytes were below the report limit in the method blank, where applicable, with any exceptions noted below.

Laboratory Control Spike:
All laboratory control spike compounds were within QC limits with any exceptions noted below.

Matrix Spikes:
All percent recoveries and relative percent differences (RPDs) were within acceptance criteria with any exceptions noted below.

Duplicate Sample:
All duplicate sample results were within method acceptance criteria with any exceptions noted below.

Additional Comments:

This report shall not be reproduced, except in full,
without the written consent of Pace Analytical Services, Inc..

Pace Analytical Services, Inc.
9608 Loiret Blvd.
Lenexa, KS 66219
(913)599-5665

PROJECT NARRATIVE

Project: FORT SMITH, AR
Pace Project No.: 60174546

Method: **SM 3500-Fe B#4**
Description: Iron, Ferric (Calculation)
Client: Environ_AR
Date: August 12, 2014

General Information:
6 samples were analyzed for SM 3500-Fe B#4. All samples were received in acceptable condition with any exceptions noted below.

Hold Time:
The samples were analyzed within the method required hold times with any exceptions noted below.

Method Blank:
All analytes were below the report limit in the method blank, where applicable, with any exceptions noted below.

Laboratory Control Spike:
All laboratory control spike compounds were within QC limits with any exceptions noted below.

Matrix Spikes:
All percent recoveries and relative percent differences (RPDs) were within acceptance criteria with any exceptions noted below.

Additional Comments:

This report shall not be reproduced, except in full,
without the written consent of Pace Analytical Services, Inc..

Pace Analytical Services, Inc.
9608 Loiret Blvd.
Lenexa, KS 66219
(913)599-5665

PROJECT NARRATIVE

Project: FORT SMITH, AR
Pace Project No.: 60174546

Method: **SM 4500-H+B**
Description: 4500H+ pH, Electrometric
Client: Environ_AR
Date: August 12, 2014

General Information:
6 samples were analyzed for SM 4500-H+B. All samples were received in acceptable condition with any exceptions noted below.

Hold Time:
The samples were analyzed within the method required hold times with any exceptions noted below.

H6: Analysis initiated outside of the 15 minute EPA recommended holding time.
- MW-50-201407 (Lab ID: 60174546004)
- MW-60-201407 (Lab ID: 60174546003)
- MW-61-201407 (Lab ID: 60174546006)
- MW-63-201407 (Lab ID: 60174546005)
- MW-66-201407 (Lab ID: 60174546001)
- MW-67-201407 (Lab ID: 60174546002)

Method Blank:
All analytes were below the report limit in the method blank, where applicable, with any exceptions noted below.

Laboratory Control Spike:
All laboratory control spike compounds were within QC limits with any exceptions noted below.

Matrix Spikes:
All percent recoveries and relative percent differences (RPDs) were within acceptance criteria with any exceptions noted below.

Additional Comments:

Analyte Comments:

QC Batch: WET/49538

1e: Field pH
- MW-50-201407 (Lab ID: 60174546004)
  - pH at 25 Degrees C
- MW-60-201407 (Lab ID: 60174546003)
  - pH at 25 Degrees C
- MW-61-201407 (Lab ID: 60174546006)
  - pH at 25 Degrees C
- MW-63-201407 (Lab ID: 60174546005)
  - pH at 25 Degrees C
- MW-66-201407 (Lab ID: 60174546001)
  - pH at 25 Degrees C
- MW-67-201407 (Lab ID: 60174546002)
  - pH at 25 Degrees C

This report shall not be reproduced, except in full,
without the written consent of Pace Analytical Services, Inc..

Pace Analytical Services, Inc.
9608 Loiret Blvd.
Lenexa, KS 66219
(913)599-5665

PROJECT NARRATIVE

Project: FORT SMITH, AR
Pace Project No.: 60174546

Method: **SM 4500-S-2 D**
Description: 4500S2D Sulfide, Total
Client: Environ_AR
Date: August 12, 2014

General Information:
6 samples were analyzed for SM 4500-S-2 D. All samples were received in acceptable condition with any exceptions noted below.

Hold Time:
The samples were analyzed within the method required hold times with any exceptions noted below.

Method Blank:
All analytes were below the report limit in the method blank, where applicable, with any exceptions noted below.

Laboratory Control Spike:
All laboratory control spike compounds were within QC limits with any exceptions noted below.

Matrix Spikes:
All percent recoveries and relative percent differences (RPDs) were within acceptance criteria with any exceptions noted below.

QC Batch: WET/49338

A matrix spike and/or matrix spike duplicate (MS/MSD) were performed on the following sample(s): 60174627015

M1: Matrix spike recovery exceeded QC limits. Batch accepted based on laboratory control sample (LCS) recovery.

- MS (Lab ID: 1418376)
  - Sulfide, Total

Duplicate Sample:
All duplicate sample results were within method acceptance criteria with any exceptions noted below.

Additional Comments:

This report shall not be reproduced, except in full,
without the written consent of Pace Analytical Services, Inc..

Pace Analytical Services, Inc.
9608 Loiret Blvd.
Lenexa, KS 66219
(913)599-5665

PROJECT NARRATIVE

Project: FORT SMITH, AR
Pace Project No.: 60174546

Method: **EPA 300.0**
Description: 300.0 IC Anions 28 Days
Client: Environ_AR
Date: August 12, 2014

General Information:
6 samples were analyzed for EPA 300.0. All samples were received in acceptable condition with any exceptions noted below.

Hold Time:
The samples were analyzed within the method required hold times with any exceptions noted below.

Initial Calibrations (including MS Tune as applicable):
All criteria were within method requirements with any exceptions noted below.

Continuing Calibration:
All criteria were within method requirements with any exceptions noted below.

Method Blank:
All analytes were below the report limit in the method blank, where applicable, with any exceptions noted below.

Laboratory Control Spike:
All laboratory control spike compounds were within QC limits with any exceptions noted below.

Matrix Spikes:
All percent recoveries and relative percent differences (RPDs) were within acceptance criteria with any exceptions noted below.

Additional Comments:

This report shall not be reproduced, except in full,
without the written consent of Pace Analytical Services, Inc..

Pace Analytical Services, Inc.
9608 Loiret Blvd.
Lenexa, KS 66219
(913)599-5665

PROJECT NARRATIVE

Project: FORT SMITH, AR
Pace Project No.: 60174546

Method: **EPA 350.1**
Description: 350.1 Ammonia
Client: Environ_AR
Date: August 12, 2014

General Information:
6 samples were analyzed for EPA 350.1. All samples were received in acceptable condition with any exceptions noted below.

Hold Time:
The samples were analyzed within the method required hold times with any exceptions noted below.

Initial Calibrations (including MS Tune as applicable):
All criteria were within method requirements with any exceptions noted below.

Continuing Calibration:
All criteria were within method requirements with any exceptions noted below.

Method Blank:
All analytes were below the report limit in the method blank, where applicable, with any exceptions noted below.

Laboratory Control Spike:
All laboratory control spike compounds were within QC limits with any exceptions noted below.

Matrix Spikes:
All percent recoveries and relative percent differences (RPDs) were within acceptance criteria with any exceptions noted below.

Duplicate Sample:
All duplicate sample results were within method acceptance criteria with any exceptions noted below.

Additional Comments:

This report shall not be reproduced, except in full,
without the written consent of Pace Analytical Services, Inc..

Pace Analytical Services, Inc.
9608 Loiret Blvd.
Lenexa, KS 66219
(913)599-5665

PROJECT NARRATIVE

Project: FORT SMITH, AR
Pace Project No.: 60174546

Method: **EPA 353.2**
Description: 353.2 Nitrogen, NO2/NO3 unpres
Client: Environ_AR
Date: August 12, 2014

General Information:
6 samples were analyzed for EPA 353.2. All samples were received in acceptable condition with any exceptions noted below.

Hold Time:
The samples were analyzed within the method required hold times with any exceptions noted below.

Initial Calibrations (including MS Tune as applicable):
All criteria were within method requirements with any exceptions noted below.

Continuing Calibration:
All criteria were within method requirements with any exceptions noted below.

Method Blank:
All analytes were below the report limit in the method blank, where applicable, with any exceptions noted below.

Laboratory Control Spike:
All laboratory control spike compounds were within QC limits with any exceptions noted below.

Matrix Spikes:
All percent recoveries and relative percent differences (RPDs) were within acceptance criteria with any exceptions noted below.

Duplicate Sample:
All duplicate sample results were within method acceptance criteria with any exceptions noted below.

Additional Comments:

This report shall not be reproduced, except in full,
without the written consent of Pace Analytical Services, Inc..

Pace Analytical Services, Inc.
9608 Loiret Blvd.
Lenexa, KS 66219
(913)599-5665

PROJECT NARRATIVE

Project: FORT SMITH, AR
Pace Project No.: 60174546

Method: **SM 4500-CO2 D**
Description: Total Carbon Dioxide Calc
Client: Environ_AR
Date: August 12, 2014

General Information:
6 samples were analyzed for SM 4500-CO2 D. All samples were received in acceptable condition with any exceptions noted below.

Hold Time:
The samples were analyzed within the method required hold times with any exceptions noted below.

Initial Calibrations (including MS Tune as applicable):
All criteria were within method requirements with any exceptions noted below.

Continuing Calibration:
All criteria were within method requirements with any exceptions noted below.

Method Blank:
All analytes were below the report limit in the method blank, where applicable, with any exceptions noted below.

Laboratory Control Spike:
All laboratory control spike compounds were within QC limits with any exceptions noted below.

Matrix Spikes:
All percent recoveries and relative percent differences (RPDs) were within acceptance criteria with any exceptions noted below.

Additional Comments:

This report shall not be reproduced, except in full,
without the written consent of Pace Analytical Services, Inc..

Pace Analytical Services, Inc.
9608 Loiret Blvd.
Lenexa, KS 66219
(913)599-5665

PROJECT NARRATIVE

Project: FORT SMITH, AR
Pace Project No.: 60174546

Method: **SM 5310C**
Description: 5310C TOC
Client: Environ_AR
Date: August 12, 2014

General Information:
6 samples were analyzed for SM 5310C. All samples were received in acceptable condition with any exceptions noted below.

Hold Time:
The samples were analyzed within the method required hold times with any exceptions noted below.

Initial Calibrations (including MS Tune as applicable):
All criteria were within method requirements with any exceptions noted below.

Continuing Calibration:
All criteria were within method requirements with any exceptions noted below.

Method Blank:
All analytes were below the report limit in the method blank, where applicable, with any exceptions noted below.

Laboratory Control Spike:
All laboratory control spike compounds were within QC limits with any exceptions noted below.

Matrix Spikes:
All percent recoveries and relative percent differences (RPDs) were within acceptance criteria with any exceptions noted below.

QC Batch: WETA/30541

A matrix spike and/or matrix spike duplicate (MS/MSD) were performed on the following sample(s): 60174634003

M1: Matrix spike recovery exceeded QC limits. Batch accepted based on laboratory control sample (LCS) recovery.

- MS (Lab ID: 1422320)
  - Total Organic Carbon

Duplicate Sample:
All duplicate sample results were within method acceptance criteria with any exceptions noted below.

Additional Comments:

This report shall not be reproduced, except in full,
without the written consent of Pace Analytical Services, Inc..

Pace Analytical Services, Inc.
9608 Loiret Blvd.
Lenexa, KS 66219
(913)599-5665

PROJECT NARRATIVE

Project: FORT SMITH, AR
Pace Project No.: 60174546

Method: **SM 4500-P E**
Description: SM4500P-E, Total Phosphorus
Client: Environ_AR
Date: August 12, 2014

General Information:
6 samples were analyzed for SM 4500-P E. All samples were received in acceptable condition with any exceptions noted below.

Hold Time:
The samples were analyzed within the method required hold times with any exceptions noted below.

Sample Preparation:
The samples were prepared in accordance with SM4500-P B with any exceptions noted below.

Initial Calibrations (including MS Tune as applicable):
All criteria were within method requirements with any exceptions noted below.

Continuing Calibration:
All criteria were within method requirements with any exceptions noted below.

Method Blank:
All analytes were below the report limit in the method blank, where applicable, with any exceptions noted below.

Laboratory Control Spike:
All laboratory control spike compounds were within QC limits with any exceptions noted below.

Matrix Spikes:
All percent recoveries and relative percent differences (RPDs) were within acceptance criteria with any exceptions noted below.

QC Batch: WETA/5643

A matrix spike and/or matrix spike duplicate (MS/MSD) were performed on the following sample(s): 7517476002,7517599001

M1: Matrix spike recovery exceeded QC limits. Batch accepted based on laboratory control sample (LCS) recovery.

- MS (Lab ID: 89340)
  - Phosphate as P04
- MSD (Lab ID: 89341)
  - Phosphate as P04

Additional Comments:

Analyte Comments:

QC Batch: WETA/5643

- MS (Lab ID: 89336)
  - Phosphate as P04
- MSD (Lab ID: 89337)
  - Phosphate as P04

This data package has been reviewed for quality and completeness and is approved for release.

This report shall not be reproduced, except in full,
without the written consent of Pace Analytical Services, Inc..

Pace Analytical Services, Inc.
9608 Loiret Blvd.
Lenexa, KS 66219
(913)599-5665

ANALYTICAL RESULTS

Project: FORT SMITH, AR
Pace Project No.: 60174546

Sample: MW-66-201407 **Lab ID: 60174546001** Collected: 07/28/14 16:40 Received: 07/29/14 01:29 Matrix: Water

Parameters	Results	Units	Report Limit	MDL	DF	Prepared	Analyzed	CAS No.	Qual
Alcohol by Direct Inject GCFID	Analytical Method: EPA 8015 - Alcohol								
2-Chloroethanol	ND	ug/L	10000	1190	1		08/01/14 18:44	107-07-3	
6010 MET ICP	Analytical Method: EPA 6010 Preparation Method: EPA 3010								
Iron	**96.1**	ug/L	50.0	24.0	1	07/29/14 10:05	08/06/14 16:01	7439-89-6	
Manganese	**9.0**	ug/L	5.0	2.5	1	07/29/14 10:05	08/06/14 16:01	7439-96-5	
8260 MSV	Analytical Method: EPA 5030B/8260								
Acetone	ND	ug/L	10.0	5.0	1		07/30/14 13:48	67-64-1	
Benzene	ND	ug/L	5.0	0.50	1		07/30/14 13:48	71-43-2	
Bromodichloromethane	ND	ug/L	5.0	0.50	1		07/30/14 13:48	75-27-4	
Bromoform	ND	ug/L	5.0	0.50	1		07/30/14 13:48	75-25-2	
Bromomethane	ND	ug/L	7.0	2.5	1		07/30/14 13:48	74-83-9	
2-Butanone (MEK)	ND	ug/L	10.0	5.0	1		07/30/14 13:48	78-93-3	
Carbon disulfide	ND	ug/L	10.0	2.5	1		07/30/14 13:48	75-15-0	
Carbon tetrachloride	ND	ug/L	5.0	0.50	1		07/30/14 13:48	56-23-5	
Chlorobenzene	ND	ug/L	5.0	0.50	1		07/30/14 13:48	108-90-7	
Chloroethane	ND	ug/L	10.0	0.50	1		07/30/14 13:48	75-00-3	
Chloroform	ND	ug/L	5.0	0.50	1		07/30/14 13:48	67-66-3	
Chloromethane	ND	ug/L	10.0	0.50	1		07/30/14 13:48	74-87-3	
Dibromochloromethane	ND	ug/L	5.0	0.50	1		07/30/14 13:48	124-48-1	
1,1-Dichloroethane	ND	ug/L	2.4	0.50	1		07/30/14 13:48	75-34-3	
1,2-Dichloroethane	ND	ug/L	5.0	0.50	1		07/30/14 13:48	107-06-2	
1,1-Dichloroethene	ND	ug/L	5.0	0.50	1		07/30/14 13:48	75-35-4	
cis-1,2-Dichloroethene	ND	ug/L	5.0	0.50	1		07/30/14 13:48	156-59-2	
trans-1,2-Dichloroethene	ND	ug/L	5.0	0.50	1		07/30/14 13:48	156-60-5	
1,2-Dichloropropane	ND	ug/L	5.0	0.50	1		07/30/14 13:48	78-87-5	
cis-1,3-Dichloropropene	ND	ug/L	1.0	0.50	1		07/30/14 13:48	10061-01-5	
trans-1,3-Dichloropropene	ND	ug/L	1.0	0.50	1		07/30/14 13:48	10061-02-6	
Ethylbenzene	ND	ug/L	5.0	0.50	1		07/30/14 13:48	100-41-4	
2-Hexanone	ND	ug/L	10.0	5.0	1		07/30/14 13:48	591-78-6	
Methylene chloride	ND	ug/L	5.0	0.50	1		07/30/14 13:48	75-09-2	
4-Methyl-2-pentanone (MIBK)	ND	ug/L	10.0	2.5	1		07/30/14 13:48	108-10-1	
Styrene	ND	ug/L	5.0	0.50	1		07/30/14 13:48	100-42-5	
1,1,2,2-Tetrachloroethane	ND	ug/L	1.0	0.50	1		07/30/14 13:48	79-34-5	
Tetrachloroethene	ND	ug/L	5.0	0.50	1		07/30/14 13:48	127-18-4	
Toluene	ND	ug/L	5.0	0.50	1		07/30/14 13:48	108-88-3	
1,1,1-Trichloroethane	ND	ug/L	5.0	0.50	1		07/30/14 13:48	71-55-6	
1,1,2-Trichloroethane	ND	ug/L	5.0	0.50	1		07/30/14 13:48	79-00-5	
Trichloroethene	**2.6J**	ug/L	5.0	0.50	1		07/30/14 13:48	79-01-6	
Vinyl chloride	ND	ug/L	2.0	0.50	1		07/30/14 13:48	75-01-4	
Xylene (Total)	ND	ug/L	5.0	1.5	1		07/30/14 13:48	1330-20-7	
Surrogates									
4-Bromofluorobenzene (S)	101	%	80-120		1		07/30/14 13:48	460-00-4	
1,2-Dichloroethane-d4 (S)	96	%	80-120		1		07/30/14 13:48	17060-07-0	
Toluene-d8 (S)	96	%	80-120		1		07/30/14 13:48	2037-26-5	
Preservation pH	**1.0**		0.10	0.10	1		07/30/14 13:48		

This report shall not be reproduced, except in full,
without the written consent of Pace Analytical Services, Inc..

Pace Analytical Services, Inc.
9608 Loiret Blvd.
Lenexa, KS 66219
(913)599-5665

ANALYTICAL RESULTS

Project: FORT SMITH, AR
Pace Project No.: 60174546

Sample: MW-66-201407 **Lab ID: 60174546001** Collected: 07/28/14 16:40 Received: 07/29/14 01:29 Matrix: Water

Parameters	Results	Units	Report Limit	MDL	DF	Prepared	Analyzed	CAS No.	Qual
2320B Alkalinity	Analytical Method: SM 2320B								
Alkalinity,Bicarbonate (CaCO3)	**108**	mg/L	20.0	1.9	1		08/07/14 15:38		
Alkalinity, Carbonate (CaCO3)	ND	mg/L	20.0	1.9	1		08/07/14 15:38		
Alkalinity, Total as CaCO3	**108**	mg/L	20.0	1.9	1		08/07/14 15:38		
Iron, Ferric (Calculation)	Analytical Method: SM 3500-Fe B#4								
Iron, Ferric	**0.096J**	mg/L	0.20		1		08/11/14 00:00	7439-89-6	
4500H+ pH, Electrometric	Analytical Method: SM 4500-H+B								
pH at 25 Degrees C	**5.7**	Std. Units	0.10	0.10	1		08/12/14 00:00		1e,H6
4500S2D Sulfide, Total	Analytical Method: SM 4500-S-2 D								
Sulfide, Total	ND	mg/L	0.050	0.0096	1		07/31/14 10:33	18496-25-8	
300.0 IC Anions 28 Days	Analytical Method: EPA 300.0								
Chloride	**180**	mg/L	10.0	0.62	10		07/31/14 15:45	16887-00-6	
Sulfate	**7.4**	mg/L	1.0	0.098	1		08/01/14 10:51	14808-79-8	
350.1 Ammonia	Analytical Method: EPA 350.1								
Nitrogen, Ammonia	ND	mg/L	0.10	0.014	1		07/29/14 13:46	7664-41-7	
353.2 Nitrogen, NO2/NO3 unpres	Analytical Method: EPA 353.2								
Nitrogen, Nitrate	**0.17**	mg/L	0.10	0.031	1		07/29/14 15:22		
Nitrogen, Nitrite	ND	mg/L	0.10	0.031	1		07/29/14 15:22		
Nitrogen, NO2 plus NO3	**0.17**	mg/L	0.10	0.013	1		07/29/14 15:22		
Total Carbon Dioxide Calc	Analytical Method: SM 4500-CO2 D								
Carbon Dioxide Calculation	**509**	mg/L			1		08/12/14 00:00		
5310C TOC	Analytical Method: SM 5310C								
Total Organic Carbon	ND	mg/L	1.0	0.50	1		08/10/14 18:25	7440-44-0	
SM4500P-E, Total Phosphorus	Analytical Method: SM 4500-P E Preparation Method: SM4500-P B								
Phosphate as P04	**0.032**	mg/L	0.030	0.015	1	08/04/14 09:58	08/04/14 13:40		

This report shall not be reproduced, except in full,
without the written consent of Pace Analytical Services, Inc..

Pace Analytical Services, Inc.
9608 Loiret Blvd.
Lenexa, KS 66219
(913)599-5665

ANALYTICAL RESULTS

Project: FORT SMITH, AR
Pace Project No.: 60174546

Sample: MW-67-201407 **Lab ID: 60174546002** Collected: 07/28/14 14:40 Received: 07/29/14 01:29 Matrix: Water

Parameters	Results	Units	Report Limit	MDL	DF	Prepared	Analyzed	CAS No.	Qual
Alcohol by Direct Inject GCFID	Analytical Method: EPA 8015 - Alcohol								
2-Chloroethanol	ND	ug/L	10000	1190	1		08/01/14 18:55	107-07-3	
6010 MET ICP	Analytical Method: EPA 6010 Preparation Method: EPA 3010								
Iron	**293**	ug/L	50.0	24.0	1	07/29/14 10:05	08/06/14 16:13	7439-89-6	
Manganese	**2.9J**	ug/L	5.0	2.5	1	07/29/14 10:05	08/06/14 16:13	7439-96-5	
8260 MSV	Analytical Method: EPA 5030B/8260								
Acetone	ND	ug/L	10.0	5.0	1		07/30/14 14:03	67-64-1	
Benzene	ND	ug/L	5.0	0.50	1		07/30/14 14:03	71-43-2	
Bromodichloromethane	ND	ug/L	5.0	0.50	1		07/30/14 14:03	75-27-4	
Bromoform	ND	ug/L	5.0	0.50	1		07/30/14 14:03	75-25-2	
Bromomethane	ND	ug/L	7.0	2.5	1		07/30/14 14:03	74-83-9	
2-Butanone (MEK)	ND	ug/L	10.0	5.0	1		07/30/14 14:03	78-93-3	
Carbon disulfide	ND	ug/L	10.0	2.5	1		07/30/14 14:03	75-15-0	
Carbon tetrachloride	ND	ug/L	5.0	0.50	1		07/30/14 14:03	56-23-5	
Chlorobenzene	ND	ug/L	5.0	0.50	1		07/30/14 14:03	108-90-7	
Chloroethane	ND	ug/L	10.0	0.50	1		07/30/14 14:03	75-00-3	
Chloroform	ND	ug/L	5.0	0.50	1		07/30/14 14:03	67-66-3	
Chloromethane	ND	ug/L	10.0	0.50	1		07/30/14 14:03	74-87-3	
Dibromochloromethane	ND	ug/L	5.0	0.50	1		07/30/14 14:03	124-48-1	
1,1-Dichloroethane	ND	ug/L	2.4	0.50	1		07/30/14 14:03	75-34-3	
1,2-Dichloroethane	ND	ug/L	5.0	0.50	1		07/30/14 14:03	107-06-2	
1,1-Dichloroethene	ND	ug/L	5.0	0.50	1		07/30/14 14:03	75-35-4	
cis-1,2-Dichloroethene	ND	ug/L	5.0	0.50	1		07/30/14 14:03	156-59-2	
trans-1,2-Dichloroethene	ND	ug/L	5.0	0.50	1		07/30/14 14:03	156-60-5	
1,2-Dichloropropane	ND	ug/L	5.0	0.50	1		07/30/14 14:03	78-87-5	
cis-1,3-Dichloropropene	ND	ug/L	1.0	0.50	1		07/30/14 14:03	10061-01-5	
trans-1,3-Dichloropropene	ND	ug/L	1.0	0.50	1		07/30/14 14:03	10061-02-6	
Ethylbenzene	ND	ug/L	5.0	0.50	1		07/30/14 14:03	100-41-4	
2-Hexanone	ND	ug/L	10.0	5.0	1		07/30/14 14:03	591-78-6	
Methylene chloride	ND	ug/L	5.0	0.50	1		07/30/14 14:03	75-09-2	
4-Methyl-2-pentanone (MIBK)	ND	ug/L	10.0	2.5	1		07/30/14 14:03	108-10-1	
Styrene	ND	ug/L	5.0	0.50	1		07/30/14 14:03	100-42-5	
1,1,2,2-Tetrachloroethane	ND	ug/L	1.0	0.50	1		07/30/14 14:03	79-34-5	
Tetrachloroethene	ND	ug/L	5.0	0.50	1		07/30/14 14:03	127-18-4	
Toluene	ND	ug/L	5.0	0.50	1		07/30/14 14:03	108-88-3	
1,1,1-Trichloroethane	ND	ug/L	5.0	0.50	1		07/30/14 14:03	71-55-6	
1,1,2-Trichloroethane	ND	ug/L	5.0	0.50	1		07/30/14 14:03	79-00-5	
Trichloroethene	ND	ug/L	5.0	0.50	1		07/30/14 14:03	79-01-6	
Vinyl chloride	ND	ug/L	2.0	0.50	1		07/30/14 14:03	75-01-4	
Xylene (Total)	ND	ug/L	5.0	1.5	1		07/30/14 14:03	1330-20-7	
Surrogates									
4-Bromofluorobenzene (S)	99	%	80-120		1		07/30/14 14:03	460-00-4	
1,2-Dichloroethane-d4 (S)	102	%	80-120		1		07/30/14 14:03	17060-07-0	
Toluene-d8 (S)	101	%	80-120		1		07/30/14 14:03	2037-26-5	
Preservation pH	**1.0**		0.10	0.10	1		07/30/14 14:03		

This report shall not be reproduced, except in full,
without the written consent of Pace Analytical Services, Inc..

Pace Analytical Services, Inc.
9608 Loiret Blvd.
Lenexa, KS 66219
(913)599-5665

ANALYTICAL RESULTS

Project: FORT SMITH, AR
Pace Project No.: 60174546

Sample: MW-67-201407 **Lab ID: 60174546002** Collected: 07/28/14 14:40 Received: 07/29/14 01:29 Matrix: Water

Parameters	Results	Units	Report Limit	MDL	DF	Prepared	Analyzed	CAS No.	Qual
2320B Alkalinity	Analytical Method: SM 2320B								
Alkalinity,Bicarbonate (CaCO3)	**264**	mg/L	20.0	1.9	1		08/07/14 15:52		
Alkalinity, Carbonate (CaCO3)	ND	mg/L	20.0	1.9	1		08/07/14 15:52		
Alkalinity, Total as CaCO3	**264**	mg/L	20.0	1.9	1		08/07/14 15:52		
Iron, Ferric (Calculation)	Analytical Method: SM 3500-Fe B#4								
Iron, Ferric	**0.29**	mg/L	0.20		1		08/11/14 00:00	7439-89-6	
4500H+ pH, Electrometric	Analytical Method: SM 4500-H+B								
pH at 25 Degrees C	**6.4**	Std. Units	0.10	0.10	1		08/12/14 00:00		1e,H6
4500S2D Sulfide, Total	Analytical Method: SM 4500-S-2 D								
Sulfide, Total	ND	mg/L	0.050	0.0096	1		07/31/14 10:33	18496-25-8	
300.0 IC Anions 28 Days	Analytical Method: EPA 300.0								
Chloride	**114**	mg/L	10.0	0.62	10		07/31/14 16:29	16887-00-6	
Sulfate	**9.1**	mg/L	1.0	0.098	1		08/01/14 11:34	14808-79-8	
350.1 Ammonia	Analytical Method: EPA 350.1								
Nitrogen, Ammonia	ND	mg/L	0.10	0.014	1		07/29/14 13:48	7664-41-7	
353.2 Nitrogen, NO2/NO3 unpres	Analytical Method: EPA 353.2								
Nitrogen, Nitrate	ND	mg/L	0.10	0.031	1		07/29/14 15:23		
Nitrogen, Nitrite	ND	mg/L	0.10	0.031	1		07/29/14 15:23		
Nitrogen, NO2 plus NO3	ND	mg/L	0.10	0.013	1		07/29/14 15:23		
Total Carbon Dioxide Calc	Analytical Method: SM 4500-CO2 D								
Carbon Dioxide Calculation	**452**	mg/L			1		08/12/14 00:00		
5310C TOC	Analytical Method: SM 5310C								
Total Organic Carbon	**0.55J**	mg/L	1.0	0.50	1		08/10/14 19:04	7440-44-0	
SM4500P-E, Total Phosphorus	Analytical Method: SM 4500-P E Preparation Method: SM4500-P B								
Phosphate as P04	**0.14**	mg/L	0.030	0.015	1	08/04/14 09:58	08/04/14 13:40		

This report shall not be reproduced, except in full,
without the written consent of Pace Analytical Services, Inc..

Pace Analytical Services, Inc.
9608 Loiret Blvd.
Lenexa, KS 66219
(913)599-5665

ANALYTICAL RESULTS

Project: FORT SMITH, AR
Pace Project No.: 60174546

Sample: MW-60-201407 **Lab ID: 60174546003** Collected: 07/28/14 17:00 Received: 07/29/14 01:29 Matrix: Water

Parameters	Results	Units	Report Limit	MDL	DF	Prepared	Analyzed	CAS No.	Qual
Alcohol by Direct Inject GCFID	Analytical Method: EPA 8015 - Alcohol								
2-Chloroethanol	ND	ug/L	10000	1190	1		08/01/14 19:06	107-07-3	
6010 MET ICP	Analytical Method: EPA 6010 Preparation Method: EPA 3010								
Iron	**235**	ug/L	50.0	24.0	1	07/29/14 10:05	08/06/14 16:15	7439-89-6	
Manganese	**670**	ug/L	5.0	2.5	1	07/29/14 10:05	08/06/14 16:15	7439-96-5	
8260 MSV	Analytical Method: EPA 5030B/8260								
Acetone	ND	ug/L	10.0	5.0	1		07/30/14 14:19	67-64-1	
Benzene	ND	ug/L	5.0	0.50	1		07/30/14 14:19	71-43-2	
Bromodichloromethane	ND	ug/L	5.0	0.50	1		07/30/14 14:19	75-27-4	
Bromoform	ND	ug/L	5.0	0.50	1		07/30/14 14:19	75-25-2	
Bromomethane	ND	ug/L	7.0	2.5	1		07/30/14 14:19	74-83-9	
2-Butanone (MEK)	ND	ug/L	10.0	5.0	1		07/30/14 14:19	78-93-3	
Carbon disulfide	ND	ug/L	10.0	2.5	1		07/30/14 14:19	75-15-0	
Carbon tetrachloride	ND	ug/L	5.0	0.50	1		07/30/14 14:19	56-23-5	
Chlorobenzene	ND	ug/L	5.0	0.50	1		07/30/14 14:19	108-90-7	
Chloroethane	ND	ug/L	10.0	0.50	1		07/30/14 14:19	75-00-3	
Chloroform	ND	ug/L	5.0	0.50	1		07/30/14 14:19	67-66-3	
Chloromethane	ND	ug/L	10.0	0.50	1		07/30/14 14:19	74-87-3	
Dibromochloromethane	ND	ug/L	5.0	0.50	1		07/30/14 14:19	124-48-1	
1,1-Dichloroethane	ND	ug/L	2.4	0.50	1		07/30/14 14:19	75-34-3	
1,2-Dichloroethane	ND	ug/L	5.0	0.50	1		07/30/14 14:19	107-06-2	
1,1-Dichloroethene	ND	ug/L	5.0	0.50	1		07/30/14 14:19	75-35-4	
cis-1,2-Dichloroethene	ND	ug/L	5.0	0.50	1		07/30/14 14:19	156-59-2	
trans-1,2-Dichloroethene	ND	ug/L	5.0	0.50	1		07/30/14 14:19	156-60-5	
1,2-Dichloropropane	ND	ug/L	5.0	0.50	1		07/30/14 14:19	78-87-5	
cis-1,3-Dichloropropene	ND	ug/L	1.0	0.50	1		07/30/14 14:19	10061-01-5	
trans-1,3-Dichloropropene	ND	ug/L	1.0	0.50	1		07/30/14 14:19	10061-02-6	
Ethylbenzene	ND	ug/L	5.0	0.50	1		07/30/14 14:19	100-41-4	
2-Hexanone	ND	ug/L	10.0	5.0	1		07/30/14 14:19	591-78-6	
Methylene chloride	ND	ug/L	5.0	0.50	1		07/30/14 14:19	75-09-2	
4-Methyl-2-pentanone (MIBK)	ND	ug/L	10.0	2.5	1		07/30/14 14:19	108-10-1	
Styrene	ND	ug/L	5.0	0.50	1		07/30/14 14:19	100-42-5	
1,1,2,2-Tetrachloroethane	ND	ug/L	1.0	0.50	1		07/30/14 14:19	79-34-5	
Tetrachloroethene	ND	ug/L	5.0	0.50	1		07/30/14 14:19	127-18-4	
Toluene	ND	ug/L	5.0	0.50	1		07/30/14 14:19	108-88-3	
1,1,1-Trichloroethane	ND	ug/L	5.0	0.50	1		07/30/14 14:19	71-55-6	
1,1,2-Trichloroethane	ND	ug/L	5.0	0.50	1		07/30/14 14:19	79-00-5	
Trichloroethene	**1.0J**	ug/L	5.0	0.50	1		07/30/14 14:19	79-01-6	
Vinyl chloride	ND	ug/L	2.0	0.50	1		07/30/14 14:19	75-01-4	
Xylene (Total)	ND	ug/L	5.0	1.5	1		07/30/14 14:19	1330-20-7	
Surrogates									
4-Bromofluorobenzene (S)	101	%	80-120		1		07/30/14 14:19	460-00-4	
1,2-Dichloroethane-d4 (S)	98	%	80-120		1		07/30/14 14:19	17060-07-0	
Toluene-d8 (S)	99	%	80-120		1		07/30/14 14:19	2037-26-5	
Preservation pH	**1.0**		0.10	0.10	1		07/30/14 14:19		

This report shall not be reproduced, except in full,
without the written consent of Pace Analytical Services, Inc..

Pace Analytical Services, Inc.
9608 Loiret Blvd.
Lenexa, KS 66219
(913)599-5665

ANALYTICAL RESULTS

Project: FORT SMITH, AR
Pace Project No.: 60174546

Sample: MW-60-201407 **Lab ID: 60174546003** Collected: 07/28/14 17:00 Received: 07/29/14 01:29 Matrix: Water

Parameters	Results	Units	Report Limit	MDL	DF	Prepared	Analyzed	CAS No.	Qual
2320B Alkalinity	Analytical Method: SM 2320B								
Alkalinity,Bicarbonate (CaCO3)	**419**	mg/L	20.0	1.9	1		08/07/14 15:57		
Alkalinity, Carbonate (CaCO3)	ND	mg/L	20.0	1.9	1		08/07/14 15:57		
Alkalinity, Total as CaCO3	**419**	mg/L	20.0	1.9	1		08/07/14 15:57		
Iron, Ferric (Calculation)	Analytical Method: SM 3500-Fe B#4								
Iron, Ferric	**0.0J**	mg/L	0.20		1		08/11/14 00:00	7439-89-6	
4500H+ pH, Electrometric	Analytical Method: SM 4500-H+B								
pH at 25 Degrees C	**7.0**	Std. Units	0.10	0.10	1		08/12/14 00:00		1e,H6
4500S2D Sulfide, Total	Analytical Method: SM 4500-S-2 D								
Sulfide, Total	ND	mg/L	0.050	0.0096	1		07/31/14 10:34	18496-25-8	
300.0 IC Anions 28 Days	Analytical Method: EPA 300.0								
Chloride	**132**	mg/L	10.0	0.62	10		07/31/14 16:43	16887-00-6	
Sulfate	**27.1**	mg/L	2.0	0.20	2		08/01/14 12:56	14808-79-8	
350.1 Ammonia	Analytical Method: EPA 350.1								
Nitrogen, Ammonia	ND	mg/L	0.10	0.014	1		07/29/14 13:51	7664-41-7	
353.2 Nitrogen, NO2/NO3 unpres	Analytical Method: EPA 353.2								
Nitrogen, Nitrate	ND	mg/L	0.10	0.031	1		07/29/14 15:24		
Nitrogen, Nitrite	ND	mg/L	0.10	0.031	1		07/29/14 15:24		
Nitrogen, NO2 plus NO3	ND	mg/L	0.10	0.013	1		07/29/14 15:24		
Total Carbon Dioxide Calc	Analytical Method: SM 4500-CO2 D								
Carbon Dioxide Calculation	**451**	mg/L			1		08/12/14 00:00		
5310C TOC	Analytical Method: SM 5310C								
Total Organic Carbon	**0.65J**	mg/L	1.0	0.50	1		08/10/14 19:43	7440-44-0	
SM4500P-E, Total Phosphorus	Analytical Method: SM 4500-P E Preparation Method: SM4500-P B								
Phosphate as P04	**0.14**	mg/L	0.030	0.015	1	08/04/14 09:58	08/04/14 13:41		

This report shall not be reproduced, except in full,
without the written consent of Pace Analytical Services, Inc..

Pace Analytical Services, Inc.
9608 Loiret Blvd.
Lenexa, KS 66219
(913)599-5665

ANALYTICAL RESULTS

Project: FORT SMITH, AR
Pace Project No.: 60174546

Sample: MW-50-201407 **Lab ID: 60174546004** Collected: 07/28/14 14:50 Received: 07/29/14 01:29 Matrix: Water

Parameters	Results	Units	Report Limit	MDL	DF	Prepared	Analyzed	CAS No.	Qual
Alcohol by Direct Inject GCFID	Analytical Method: EPA 8015 - Alcohol								
2-Chloroethanol	ND	ug/L	10000	1190	1		08/01/14 19:18	107-07-3	
6010 MET ICP	Analytical Method: EPA 6010 Preparation Method: EPA 3010								
Iron	**533**	ug/L	50.0	24.0	1	07/29/14 10:05	08/06/14 16:17	7439-89-6	
Manganese	**151**	ug/L	5.0	2.5	1	07/29/14 10:05	08/06/14 16:17	7439-96-5	
8260 MSV	Analytical Method: EPA 5030B/8260								
Acetone	ND	ug/L	10.0	5.0	1		07/30/14 14:34	67-64-1	
Benzene	ND	ug/L	5.0	0.50	1		07/30/14 14:34	71-43-2	
Bromodichloromethane	ND	ug/L	5.0	0.50	1		07/30/14 14:34	75-27-4	
Bromoform	ND	ug/L	5.0	0.50	1		07/30/14 14:34	75-25-2	
Bromomethane	ND	ug/L	7.0	2.5	1		07/30/14 14:34	74-83-9	
2-Butanone (MEK)	ND	ug/L	10.0	5.0	1		07/30/14 14:34	78-93-3	
Carbon disulfide	ND	ug/L	10.0	2.5	1		07/30/14 14:34	75-15-0	
Carbon tetrachloride	ND	ug/L	5.0	0.50	1		07/30/14 14:34	56-23-5	
Chlorobenzene	ND	ug/L	5.0	0.50	1		07/30/14 14:34	108-90-7	
Chloroethane	ND	ug/L	10.0	0.50	1		07/30/14 14:34	75-00-3	
Chloroform	ND	ug/L	5.0	0.50	1		07/30/14 14:34	67-66-3	
Chloromethane	ND	ug/L	10.0	0.50	1		07/30/14 14:34	74-87-3	
Dibromochloromethane	ND	ug/L	5.0	0.50	1		07/30/14 14:34	124-48-1	
1,1-Dichloroethane	ND	ug/L	2.4	0.50	1		07/30/14 14:34	75-34-3	
1,2-Dichloroethane	ND	ug/L	5.0	0.50	1		07/30/14 14:34	107-06-2	
1,1-Dichloroethene	ND	ug/L	5.0	0.50	1		07/30/14 14:34	75-35-4	
cis-1,2-Dichloroethene	ND	ug/L	5.0	0.50	1		07/30/14 14:34	156-59-2	
trans-1,2-Dichloroethene	ND	ug/L	5.0	0.50	1		07/30/14 14:34	156-60-5	
1,2-Dichloropropane	ND	ug/L	5.0	0.50	1		07/30/14 14:34	78-87-5	
cis-1,3-Dichloropropene	ND	ug/L	1.0	0.50	1		07/30/14 14:34	10061-01-5	
trans-1,3-Dichloropropene	ND	ug/L	1.0	0.50	1		07/30/14 14:34	10061-02-6	
Ethylbenzene	ND	ug/L	5.0	0.50	1		07/30/14 14:34	100-41-4	
2-Hexanone	ND	ug/L	10.0	5.0	1		07/30/14 14:34	591-78-6	
Methylene chloride	ND	ug/L	5.0	0.50	1		07/30/14 14:34	75-09-2	
4-Methyl-2-pentanone (MIBK)	ND	ug/L	10.0	2.5	1		07/30/14 14:34	108-10-1	
Styrene	ND	ug/L	5.0	0.50	1		07/30/14 14:34	100-42-5	
1,1,2,2-Tetrachloroethane	ND	ug/L	1.0	0.50	1		07/30/14 14:34	79-34-5	
Tetrachloroethene	ND	ug/L	5.0	0.50	1		07/30/14 14:34	127-18-4	
Toluene	ND	ug/L	5.0	0.50	1		07/30/14 14:34	108-88-3	
1,1,1-Trichloroethane	ND	ug/L	5.0	0.50	1		07/30/14 14:34	71-55-6	
1,1,2-Trichloroethane	ND	ug/L	5.0	0.50	1		07/30/14 14:34	79-00-5	
Trichloroethene	ND	ug/L	5.0	0.50	1		07/30/14 14:34	79-01-6	
Vinyl chloride	ND	ug/L	2.0	0.50	1		07/30/14 14:34	75-01-4	
Xylene (Total)	ND	ug/L	5.0	1.5	1		07/30/14 14:34	1330-20-7	
Surrogates									
4-Bromofluorobenzene (S)	98	%	80-120		1		07/30/14 14:34	460-00-4	
1,2-Dichloroethane-d4 (S)	93	%	80-120		1		07/30/14 14:34	17060-07-0	
Toluene-d8 (S)	95	%	80-120		1		07/30/14 14:34	2037-26-5	
Preservation pH	**1.0**		0.10	0.10	1		07/30/14 14:34		

This report shall not be reproduced, except in full,
without the written consent of Pace Analytical Services, Inc..

Pace Analytical Services, Inc.
9608 Loiret Blvd.
Lenexa, KS 66219
(913)599-5665

ANALYTICAL RESULTS

Project: FORT SMITH, AR
Pace Project No.: 60174546

Sample: MW-50-201407 **Lab ID: 60174546004** Collected: 07/28/14 14:50 Received: 07/29/14 01:29 Matrix: Water

Parameters	Results	Units	Report Limit	MDL	DF	Prepared	Analyzed	CAS No.	Qual
2320B Alkalinity	Analytical Method: SM 2320B								
Alkalinity,Bicarbonate (CaCO3)	**210**	mg/L	20.0	1.9	1		08/07/14 16:02		
Alkalinity, Carbonate (CaCO3)	ND	mg/L	20.0	1.9	1		08/07/14 16:02		
Alkalinity, Total as CaCO3	**210**	mg/L	20.0	1.9	1		08/07/14 16:02		
Iron, Ferric (Calculation)	Analytical Method: SM 3500-Fe B#4								
Iron, Ferric	**0.23**	mg/L	0.20		1		08/11/14 00:00	7439-89-6	
4500H+ pH, Electrometric	Analytical Method: SM 4500-H+B								
pH at 25 Degrees C	**6.6**	Std. Units	0.10	0.10	1		08/12/14 00:00		1e,H6
4500S2D Sulfide, Total	Analytical Method: SM 4500-S-2 D								
Sulfide, Total	ND	mg/L	0.050	0.0096	1		07/31/14 10:34	18496-25-8	
300.0 IC Anions 28 Days	Analytical Method: EPA 300.0								
Chloride	**241**	mg/L	20.0	1.2	20		08/01/14 13:25	16887-00-6	
Sulfate	**3.2**	mg/L	1.0	0.098	1		08/01/14 13:10	14808-79-8	
350.1 Ammonia	Analytical Method: EPA 350.1								
Nitrogen, Ammonia	ND	mg/L	0.10	0.014	1		07/29/14 13:52	7664-41-7	
353.2 Nitrogen, NO2/NO3 unpres	Analytical Method: EPA 353.2								
Nitrogen, Nitrate	ND	mg/L	0.10	0.031	1		07/29/14 15:25		
Nitrogen, Nitrite	ND	mg/L	0.10	0.031	1		07/29/14 15:25		
Nitrogen, NO2 plus NO3	ND	mg/L	0.10	0.013	1		07/29/14 15:25		
Total Carbon Dioxide Calc	Analytical Method: SM 4500-CO2 D								
Carbon Dioxide Calculation	**281**	mg/L			1		08/12/14 00:00		
5310C TOC	Analytical Method: SM 5310C								
Total Organic Carbon	ND	mg/L	1.0	0.50	1		08/10/14 20:02	7440-44-0	
SM4500P-E, Total Phosphorus	Analytical Method: SM 4500-P E Preparation Method: SM4500-P B								
Phosphate as P04	**0.032**	mg/L	0.030	0.015	1	08/04/14 09:58	08/04/14 13:41		

This report shall not be reproduced, except in full,
without the written consent of Pace Analytical Services, Inc..

Pace Analytical Services, Inc.
9608 Loiret Blvd.
Lenexa, KS 66219
(913)599-5665

ANALYTICAL RESULTS

Project: FORT SMITH, AR
Pace Project No.: 60174546

Sample: MW-63-201407 **Lab ID: 60174546005** Collected: 07/28/14 16:45 Received: 07/29/14 01:29 Matrix: Water

Parameters	Results	Units	Report Limit	MDL	DF	Prepared	Analyzed	CAS No.	Qual
Alcohol by Direct Inject GCFID	Analytical Method: EPA 8015 - Alcohol								
2-Chloroethanol	ND	ug/L	10000	1190	1		08/01/14 19:29	107-07-3	
6010 MET ICP	Analytical Method: EPA 6010 Preparation Method: EPA 3010								
Iron	**2930**	ug/L	50.0	24.0	1	07/29/14 10:05	08/06/14 16:20	7439-89-6	
Manganese	**50.5**	ug/L	5.0	2.5	1	07/29/14 10:05	08/06/14 16:20	7439-96-5	
8260 MSV	Analytical Method: EPA 5030B/8260								
Acetone	ND	ug/L	10.0	5.0	1		07/30/14 14:50	67-64-1	
Benzene	ND	ug/L	5.0	0.50	1		07/30/14 14:50	71-43-2	
Bromodichloromethane	ND	ug/L	5.0	0.50	1		07/30/14 14:50	75-27-4	
Bromoform	ND	ug/L	5.0	0.50	1		07/30/14 14:50	75-25-2	
Bromomethane	ND	ug/L	7.0	2.5	1		07/30/14 14:50	74-83-9	
2-Butanone (MEK)	ND	ug/L	10.0	5.0	1		07/30/14 14:50	78-93-3	
Carbon disulfide	ND	ug/L	10.0	2.5	1		07/30/14 14:50	75-15-0	
Carbon tetrachloride	ND	ug/L	5.0	0.50	1		07/30/14 14:50	56-23-5	
Chlorobenzene	ND	ug/L	5.0	0.50	1		07/30/14 14:50	108-90-7	
Chloroethane	ND	ug/L	10.0	0.50	1		07/30/14 14:50	75-00-3	
Chloroform	ND	ug/L	5.0	0.50	1		07/30/14 14:50	67-66-3	
Chloromethane	ND	ug/L	10.0	0.50	1		07/30/14 14:50	74-87-3	
Dibromochloromethane	ND	ug/L	5.0	0.50	1		07/30/14 14:50	124-48-1	
1,1-Dichloroethane	ND	ug/L	2.4	0.50	1		07/30/14 14:50	75-34-3	
1,2-Dichloroethane	ND	ug/L	5.0	0.50	1		07/30/14 14:50	107-06-2	
1,1-Dichloroethene	ND	ug/L	5.0	0.50	1		07/30/14 14:50	75-35-4	
cis-1,2-Dichloroethene	**0.99J**	ug/L	5.0	0.50	1		07/30/14 14:50	156-59-2	
trans-1,2-Dichloroethene	ND	ug/L	5.0	0.50	1		07/30/14 14:50	156-60-5	
1,2-Dichloropropane	ND	ug/L	5.0	0.50	1		07/30/14 14:50	78-87-5	
cis-1,3-Dichloropropene	ND	ug/L	1.0	0.50	1		07/30/14 14:50	10061-01-5	
trans-1,3-Dichloropropene	ND	ug/L	1.0	0.50	1		07/30/14 14:50	10061-02-6	
Ethylbenzene	ND	ug/L	5.0	0.50	1		07/30/14 14:50	100-41-4	
2-Hexanone	ND	ug/L	10.0	5.0	1		07/30/14 14:50	591-78-6	
Methylene chloride	ND	ug/L	5.0	0.50	1		07/30/14 14:50	75-09-2	
4-Methyl-2-pentanone (MIBK)	ND	ug/L	10.0	2.5	1		07/30/14 14:50	108-10-1	
Styrene	ND	ug/L	5.0	0.50	1		07/30/14 14:50	100-42-5	
1,1,2,2-Tetrachloroethane	ND	ug/L	1.0	0.50	1		07/30/14 14:50	79-34-5	
Tetrachloroethene	ND	ug/L	5.0	0.50	1		07/30/14 14:50	127-18-4	
Toluene	ND	ug/L	5.0	0.50	1		07/30/14 14:50	108-88-3	
1,1,1-Trichloroethane	ND	ug/L	5.0	0.50	1		07/30/14 14:50	71-55-6	
1,1,2-Trichloroethane	ND	ug/L	5.0	0.50	1		07/30/14 14:50	79-00-5	
Trichloroethene	**8.3**	ug/L	5.0	0.50	1		07/30/14 14:50	79-01-6	
Vinyl chloride	ND	ug/L	2.0	0.50	1		07/30/14 14:50	75-01-4	
Xylene (Total)	ND	ug/L	5.0	1.5	1		07/30/14 14:50	1330-20-7	
Surrogates									
4-Bromofluorobenzene (S)	98	%	80-120		1		07/30/14 14:50	460-00-4	
1,2-Dichloroethane-d4 (S)	94	%	80-120		1		07/30/14 14:50	17060-07-0	
Toluene-d8 (S)	98	%	80-120		1		07/30/14 14:50	2037-26-5	
Preservation pH	**1.0**		0.10	0.10	1		07/30/14 14:50		

REPORT OF LABORATORY ANALYSIS

This report shall not be reproduced, except in full,
without the written consent of Pace Analytical Services, Inc..

Pace Analytical Services, Inc.
9608 Loiret Blvd.
Lenexa, KS 66219
(913)599-5665

ANALYTICAL RESULTS

Project: FORT SMITH, AR
Pace Project No.: 60174546

Sample: MW-63-201407 **Lab ID: 60174546005** Collected: 07/28/14 16:45 Received: 07/29/14 01:29 Matrix: Water

Parameters	Results	Units	Report Limit	MDL	DF	Prepared	Analyzed	CAS No.	Qual
2320B Alkalinity	Analytical Method: SM 2320B								
Alkalinity,Bicarbonate (CaCO3)	**53.1**	mg/L	20.0	1.9	1		08/07/14 16:05		
Alkalinity, Carbonate (CaCO3)	ND	mg/L	20.0	1.9	1		08/07/14 16:05		
Alkalinity, Total as CaCO3	**53.1**	mg/L	20.0	1.9	1		08/07/14 16:05		
Iron, Ferric (Calculation)	Analytical Method: SM 3500-Fe B#4								
Iron, Ferric	**2.9**	mg/L	0.20		1		08/11/14 00:00	7439-89-6	
4500H+ pH, Electrometric	Analytical Method: SM 4500-H+B								
pH at 25 Degrees C	**5.9**	Std. Units	0.10	0.10	1		08/12/14 00:00		1e,H6
4500S2D Sulfide, Total	Analytical Method: SM 4500-S-2 D								
Sulfide, Total	ND	mg/L	0.050	0.0096	1		07/31/14 10:35	18496-25-8	
300.0 IC Anions 28 Days	Analytical Method: EPA 300.0								
Chloride	**143**	mg/L	10.0	0.62	10		07/31/14 17:12	16887-00-6	
Sulfate	**8.1**	mg/L	1.0	0.098	1		08/01/14 13:39	14808-79-8	
350.1 Ammonia	Analytical Method: EPA 350.1								
Nitrogen, Ammonia	ND	mg/L	0.10	0.014	1		07/29/14 13:53	7664-41-7	
353.2 Nitrogen, NO2/NO3 unpres	Analytical Method: EPA 353.2								
Nitrogen, Nitrate	**0.34**	mg/L	0.10	0.031	1		07/29/14 15:27		
Nitrogen, Nitrite	ND	mg/L	0.10	0.031	1		07/29/14 15:27		
Nitrogen, NO2 plus NO3	**0.34**	mg/L	0.10	0.013	1		07/29/14 15:27		
Total Carbon Dioxide Calc	Analytical Method: SM 4500-CO2 D								
Carbon Dioxide Calculation	**190**	mg/L			1		08/12/14 00:00		
5310C TOC	Analytical Method: SM 5310C								
Total Organic Carbon	ND	mg/L	1.0	0.50	1		08/10/14 20:22	7440-44-0	
SM4500P-E, Total Phosphorus	Analytical Method: SM 4500-P E Preparation Method: SM4500-P B								
Phosphate as P04	**0.032**	mg/L	0.030	0.015	1	08/04/14 09:58	08/04/14 13:41		

This report shall not be reproduced, except in full,
without the written consent of Pace Analytical Services, Inc..

Pace Analytical Services, Inc.
9608 Loiret Blvd.
Lenexa, KS 66219
(913)599-5665

ANALYTICAL RESULTS

Project: FORT SMITH, AR
Pace Project No.: 60174546

Sample: MW-61-201407 **Lab ID: 60174546006** Collected: 07/28/14 17:10 Received: 07/29/14 01:29 Matrix: Water

Parameters	Results	Units	Report Limit	MDL	DF	Prepared	Analyzed	CAS No.	Qual
Alcohol by Direct Inject GCFID	Analytical Method: EPA 8015 - Alcohol								
2-Chloroethanol	ND	ug/L	10000	1190	1		08/01/14 19:40	107-07-3	
6010 MET ICP	Analytical Method: EPA 6010 Preparation Method: EPA 3010								
Iron	**15000**	ug/L	50.0	24.0	1	07/29/14 10:05	08/06/14 16:22	7439-89-6	
Manganese	**150**	ug/L	5.0	2.5	1	07/29/14 10:05	08/06/14 16:22	7439-96-5	
8260 MSV	Analytical Method: EPA 5030B/8260								
Acetone	ND	ug/L	10.0	5.0	1		07/30/14 15:05	67-64-1	
Benzene	ND	ug/L	5.0	0.50	1		07/30/14 15:05	71-43-2	
Bromodichloromethane	ND	ug/L	5.0	0.50	1		07/30/14 15:05	75-27-4	
Bromoform	ND	ug/L	5.0	0.50	1		07/30/14 15:05	75-25-2	
Bromomethane	ND	ug/L	7.0	2.5	1		07/30/14 15:05	74-83-9	
2-Butanone (MEK)	ND	ug/L	10.0	5.0	1		07/30/14 15:05	78-93-3	
Carbon disulfide	ND	ug/L	10.0	2.5	1		07/30/14 15:05	75-15-0	
Carbon tetrachloride	ND	ug/L	5.0	0.50	1		07/30/14 15:05	56-23-5	
Chlorobenzene	ND	ug/L	5.0	0.50	1		07/30/14 15:05	108-90-7	
Chloroethane	ND	ug/L	10.0	0.50	1		07/30/14 15:05	75-00-3	
Chloroform	ND	ug/L	5.0	0.50	1		07/30/14 15:05	67-66-3	
Chloromethane	ND	ug/L	10.0	0.50	1		07/30/14 15:05	74-87-3	
Dibromochloromethane	ND	ug/L	5.0	0.50	1		07/30/14 15:05	124-48-1	
1,1-Dichloroethane	ND	ug/L	2.4	0.50	1		07/30/14 15:05	75-34-3	
1,2-Dichloroethane	ND	ug/L	5.0	0.50	1		07/30/14 15:05	107-06-2	
1,1-Dichloroethene	ND	ug/L	5.0	0.50	1		07/30/14 15:05	75-35-4	
cis-1,2-Dichloroethene	ND	ug/L	5.0	0.50	1		07/30/14 15:05	156-59-2	
trans-1,2-Dichloroethene	ND	ug/L	5.0	0.50	1		07/30/14 15:05	156-60-5	
1,2-Dichloropropane	ND	ug/L	5.0	0.50	1		07/30/14 15:05	78-87-5	
cis-1,3-Dichloropropene	ND	ug/L	1.0	0.50	1		07/30/14 15:05	10061-01-5	
trans-1,3-Dichloropropene	ND	ug/L	1.0	0.50	1		07/30/14 15:05	10061-02-6	
Ethylbenzene	ND	ug/L	5.0	0.50	1		07/30/14 15:05	100-41-4	
2-Hexanone	ND	ug/L	10.0	5.0	1		07/30/14 15:05	591-78-6	
Methylene chloride	ND	ug/L	5.0	0.50	1		07/30/14 15:05	75-09-2	
4-Methyl-2-pentanone (MIBK)	ND	ug/L	10.0	2.5	1		07/30/14 15:05	108-10-1	
Styrene	ND	ug/L	5.0	0.50	1		07/30/14 15:05	100-42-5	
1,1,2,2-Tetrachloroethane	ND	ug/L	1.0	0.50	1		07/30/14 15:05	79-34-5	
Tetrachloroethene	ND	ug/L	5.0	0.50	1		07/30/14 15:05	127-18-4	
Toluene	ND	ug/L	5.0	0.50	1		07/30/14 15:05	108-88-3	
1,1,1-Trichloroethane	ND	ug/L	5.0	0.50	1		07/30/14 15:05	71-55-6	
1,1,2-Trichloroethane	ND	ug/L	5.0	0.50	1		07/30/14 15:05	79-00-5	
Trichloroethene	**8.1**	ug/L	5.0	0.50	1		07/30/14 15:05	79-01-6	
Vinyl chloride	ND	ug/L	2.0	0.50	1		07/30/14 15:05	75-01-4	
Xylene (Total)	ND	ug/L	5.0	1.5	1		07/30/14 15:05	1330-20-7	
Surrogates									
4-Bromofluorobenzene (S)	104	%	80-120		1		07/30/14 15:05	460-00-4	
1,2-Dichloroethane-d4 (S)	96	%	80-120		1		07/30/14 15:05	17060-07-0	
Toluene-d8 (S)	97	%	80-120		1		07/30/14 15:05	2037-26-5	
Preservation pH	**1.0**		0.10	0.10	1		07/30/14 15:05		

This report shall not be reproduced, except in full,
without the written consent of Pace Analytical Services, Inc..

Pace Analytical Services, Inc.
9608 Loiret Blvd.
Lenexa, KS 66219
(913)599-5665

ANALYTICAL RESULTS

Project: FORT SMITH, AR
Pace Project No.: 60174546

Sample: MW-61-201407 **Lab ID: 60174546006** Collected: 07/28/14 17:10 Received: 07/29/14 01:29 Matrix: Water

Parameters	Results	Units	Report Limit	MDL	DF	Prepared	Analyzed	CAS No.	Qual
2320B Alkalinity	Analytical Method: SM 2320B								
Alkalinity,Bicarbonate (CaCO3)	**120**	mg/L	20.0	1.9	1		08/08/14 08:45		
Alkalinity, Carbonate (CaCO3)	ND	mg/L	20.0	1.9	1		08/08/14 08:45		
Alkalinity, Total as CaCO3	**120**	mg/L	20.0	1.9	1		08/08/14 08:45		
Iron, Ferric (Calculation)	Analytical Method: SM 3500-Fe B#4								
Iron, Ferric	**14.8**	mg/L	0.20		1		08/11/14 00:00	7439-89-6	
4500H+ pH, Electrometric	Analytical Method: SM 4500-H+B								
pH at 25 Degrees C	**6.4**	Std. Units	0.10	0.10	1		08/12/14 00:00		1e,H6
4500S2D Sulfide, Total	Analytical Method: SM 4500-S-2 D								
Sulfide, Total	ND	mg/L	0.050	0.0096	1		07/31/14 10:36	18496-25-8	
300.0 IC Anions 28 Days	Analytical Method: EPA 300.0								
Chloride	**98.0**	mg/L	10.0	0.62	10		07/31/14 17:26	16887-00-6	
Sulfate	**17.8**	mg/L	2.0	0.20	2		08/01/14 13:54	14808-79-8	
350.1 Ammonia	Analytical Method: EPA 350.1								
Nitrogen, Ammonia	**0.24**	mg/L	0.10	0.014	1		07/29/14 13:54	7664-41-7	
353.2 Nitrogen, NO2/NO3 unpres	Analytical Method: EPA 353.2								
Nitrogen, Nitrate	**1.4**	mg/L	0.10	0.031	1		07/29/14 15:28		
Nitrogen, Nitrite	ND	mg/L	0.10	0.031	1		07/29/14 15:28		
Nitrogen, NO2 plus NO3	**1.4**	mg/L	0.10	0.013	1		07/29/14 15:28		
Total Carbon Dioxide Calc	Analytical Method: SM 4500-CO2 D								
Carbon Dioxide Calculation	**204**	mg/L			1		08/12/14 00:00		
5310C TOC	Analytical Method: SM 5310C								
Total Organic Carbon	ND	mg/L	1.0	0.50	1		08/10/14 20:42	7440-44-0	
SM4500P-E, Total Phosphorus	Analytical Method: SM 4500-P E Preparation Method: SM4500-P B								
Phosphate as P04	**0.52**	mg/L	0.030	0.015	1	08/04/14 09:58	08/04/14 13:41		

This report shall not be reproduced, except in full,
without the written consent of Pace Analytical Services, Inc..

Pace Analytical Services, Inc.
9608 Loiret Blvd.
Lenexa, KS 66219
(913)599-5665

ANALYTICAL RESULTS

Project: FORT SMITH, AR
Pace Project No.: 60174546

Sample: TB-20140728 **Lab ID: 60174546007** Collected: 07/28/14 00:00 Received: 07/29/14 01:29 Matrix: Water

Parameters	Results	Units	Report Limit	MDL	DF	Prepared	Analyzed	CAS No.	Qual
8260 MSV	Analytical Method: EPA 5030B/8260								
Acetone	ND	ug/L	10.0	5.0	1		07/30/14 12:46	67-64-1	
Benzene	ND	ug/L	5.0	0.50	1		07/30/14 12:46	71-43-2	
Bromodichloromethane	ND	ug/L	5.0	0.50	1		07/30/14 12:46	75-27-4	
Bromoform	ND	ug/L	5.0	0.50	1		07/30/14 12:46	75-25-2	
Bromomethane	ND	ug/L	7.0	2.5	1		07/30/14 12:46	74-83-9	
2-Butanone (MEK)	ND	ug/L	10.0	5.0	1		07/30/14 12:46	78-93-3	
Carbon disulfide	ND	ug/L	10.0	2.5	1		07/30/14 12:46	75-15-0	
Carbon tetrachloride	ND	ug/L	5.0	0.50	1		07/30/14 12:46	56-23-5	
Chlorobenzene	ND	ug/L	5.0	0.50	1		07/30/14 12:46	108-90-7	
Chloroethane	ND	ug/L	10.0	0.50	1		07/30/14 12:46	75-00-3	
Chloroform	ND	ug/L	5.0	0.50	1		07/30/14 12:46	67-66-3	
Chloromethane	ND	ug/L	10.0	0.50	1		07/30/14 12:46	74-87-3	
Dibromochloromethane	ND	ug/L	5.0	0.50	1		07/30/14 12:46	124-48-1	
1,1-Dichloroethane	ND	ug/L	2.4	0.50	1		07/30/14 12:46	75-34-3	
1,2-Dichloroethane	ND	ug/L	5.0	0.50	1		07/30/14 12:46	107-06-2	
1,1-Dichloroethene	ND	ug/L	5.0	0.50	1		07/30/14 12:46	75-35-4	
cis-1,2-Dichloroethene	ND	ug/L	5.0	0.50	1		07/30/14 12:46	156-59-2	
trans-1,2-Dichloroethene	ND	ug/L	5.0	0.50	1		07/30/14 12:46	156-60-5	
1,2-Dichloropropane	ND	ug/L	5.0	0.50	1		07/30/14 12:46	78-87-5	
cis-1,3-Dichloropropene	ND	ug/L	1.0	0.50	1		07/30/14 12:46	10061-01-5	
trans-1,3-Dichloropropene	ND	ug/L	1.0	0.50	1		07/30/14 12:46	10061-02-6	
Ethylbenzene	ND	ug/L	5.0	0.50	1		07/30/14 12:46	100-41-4	
2-Hexanone	ND	ug/L	10.0	5.0	1		07/30/14 12:46	591-78-6	
Methylene chloride	ND	ug/L	5.0	0.50	1		07/30/14 12:46	75-09-2	
4-Methyl-2-pentanone (MIBK)	ND	ug/L	10.0	2.5	1		07/30/14 12:46	108-10-1	
Styrene	ND	ug/L	5.0	0.50	1		07/30/14 12:46	100-42-5	
1,1,2,2-Tetrachloroethane	ND	ug/L	1.0	0.50	1		07/30/14 12:46	79-34-5	
Tetrachloroethene	ND	ug/L	5.0	0.50	1		07/30/14 12:46	127-18-4	
Toluene	ND	ug/L	5.0	0.50	1		07/30/14 12:46	108-88-3	
1,1,1-Trichloroethane	ND	ug/L	5.0	0.50	1		07/30/14 12:46	71-55-6	
1,1,2-Trichloroethane	ND	ug/L	5.0	0.50	1		07/30/14 12:46	79-00-5	
Trichloroethene	ND	ug/L	5.0	0.50	1		07/30/14 12:46	79-01-6	
Vinyl chloride	ND	ug/L	2.0	0.50	1		07/30/14 12:46	75-01-4	
Xylene (Total)	ND	ug/L	5.0	1.5	1		07/30/14 12:46	1330-20-7	
Surrogates									
4-Bromofluorobenzene (S)	99	%	80-120		1		07/30/14 12:46	460-00-4	
1,2-Dichloroethane-d4 (S)	98	%	80-120		1		07/30/14 12:46	17060-07-0	
Toluene-d8 (S)	102	%	80-120		1		07/30/14 12:46	2037-26-5	
Preservation pH	**1.0**		0.10	0.10	1		07/30/14 12:46		

This report shall not be reproduced, except in full,
without the written consent of Pace Analytical Services, Inc..

Pace Analytical Services, Inc.
9608 Loiret Blvd.
Lenexa, KS 66219
(913)599-5665

QUALITY CONTROL DATA

Project: FORT SMITH, AR
Pace Project No.: 60174546

QC Batch: GCSV/2818 — Analysis Method: EPA 8015 - Alcohol
QC Batch Method: EPA 8015 - Alcohol — Analysis Description: Alcohol by Direct Inject GCFID
Associated Lab Samples: 60174546001, 60174546002, 60174546003, 60174546004, 60174546005, 60174546006

METHOD BLANK: 89282 — Matrix: Water
Associated Lab Samples: 60174546001, 60174546002, 60174546003, 60174546004, 60174546005, 60174546006

Parameter	Units	Blank Result	Reporting Limit	Analyzed	Qualifiers
2-Chloroethanol	ug/L	ND	10000	08/01/14 17:59	

LABORATORY CONTROL SAMPLE: 89283

Parameter	Units	Spike Conc.	LCS Result	LCS % Rec	% Rec Limits	Qualifiers
2-Chloroethanol	ug/L	100000	100000	100	40-140	

MATRIX SPIKE & MATRIX SPIKE DUPLICATE: 89284 — 89285

Parameter	Units	60174546001 Result	MS Spike Conc.	MSD Spike Conc.	MS Result	MSD Result	MS % Rec	MSD % Rec	% Rec Limits	RPD	Max RPD	Qual
2-Chloroethanol	ug/L	ND	100000	100000	102000	98800	102	99	40-140	3	40	

Results presented on this page are in the units indicated by the "Units" column except where an alternate unit is presented to the right of the result.

REPORT OF LABORATORY ANALYSIS

This report shall not be reproduced, except in full,
without the written consent of Pace Analytical Services, Inc..

Pace Analytical Services, Inc.
9608 Loiret Blvd.
Lenexa, KS 66219
(913)599-5665

QUALITY CONTROL DATA

Project: FORT SMITH, AR
Pace Project No.: 60174546

QC Batch: MPRP/28258 Analysis Method: EPA 6010
QC Batch Method: EPA 3010 Analysis Description: 6010 MET
Associated Lab Samples: 60174546001, 60174546002, 60174546003, 60174546004, 60174546005, 60174546006

METHOD BLANK: 1417374 Matrix: Water
Associated Lab Samples: 60174546001, 60174546002, 60174546003, 60174546004, 60174546005, 60174546006

Parameter	Units	Blank Result	Reporting Limit	Analyzed	Qualifiers
Iron	ug/L	ND	50.0	08/06/14 15:59	
Manganese	ug/L	ND	5.0	08/06/14 15:59	

LABORATORY CONTROL SAMPLE: 1417375

Parameter	Units	Spike Conc.	LCS Result	LCS % Rec	% Rec Limits	Qualifiers
Iron	ug/L	10000	9840	98	80-120	
Manganese	ug/L	1000	1010	101	80-120	

MATRIX SPIKE & MATRIX SPIKE DUPLICATE: 1417376 1417377

Parameter	Units	60174546001 Result	MS Spike Conc.	MSD Spike Conc.	MS Result	MSD Result	MS % Rec	MSD % Rec	% Rec Limits	RPD	Max RPD	Qual
Iron	ug/L	96.1	10000	10000	9960	10000	99	99	75-125	0	20	
Manganese	ug/L	9.0	1000	1000	1000	1020	100	102	75-125	2	20	

Results presented on this page are in the units indicated by the "Units" column except where an alternate unit is presented to the right of the result.

REPORT OF LABORATORY ANALYSIS

This report shall not be reproduced, except in full,
without the written consent of Pace Analytical Services, Inc..

Pace Analytical Services, Inc.
9608 Loiret Blvd.
Lenexa, KS 66219
(913)599-5665

QUALITY CONTROL DATA

Project: FORT SMITH, AR
Pace Project No.: 60174546

QC Batch: MSV/63263 Analysis Method: EPA 5030B/8260
QC Batch Method: EPA 5030B/8260 Analysis Description: 8260 MSV Water 10 mL Purge
Associated Lab Samples: 60174546001, 60174546002, 60174546003, 60174546004, 60174546005, 60174546006, 60174546007

METHOD BLANK: 1417461 Matrix: Water
Associated Lab Samples: 60174546001, 60174546002, 60174546003, 60174546004, 60174546005, 60174546006, 60174546007

Parameter	Units	Blank Result	Reporting Limit	Analyzed	Qualifiers
1,1,1-Trichloroethane	ug/L	ND	5.0	07/30/14 12:30	
1,1,2,2-Tetrachloroethane	ug/L	ND	1.0	07/30/14 12:30	
1,1,2-Trichloroethane	ug/L	ND	5.0	07/30/14 12:30	
1,1-Dichloroethane	ug/L	ND	2.4	07/30/14 12:30	
1,1-Dichloroethene	ug/L	ND	5.0	07/30/14 12:30	
1,2-Dichloroethane	ug/L	ND	5.0	07/30/14 12:30	
1,2-Dichloropropane	ug/L	ND	5.0	07/30/14 12:30	
2-Butanone (MEK)	ug/L	ND	10.0	07/30/14 12:30	
2-Hexanone	ug/L	ND	10.0	07/30/14 12:30	
4-Methyl-2-pentanone (MIBK)	ug/L	ND	10.0	07/30/14 12:30	
Acetone	ug/L	ND	10.0	07/30/14 12:30	
Benzene	ug/L	ND	5.0	07/30/14 12:30	
Bromodichloromethane	ug/L	ND	5.0	07/30/14 12:30	
Bromoform	ug/L	ND	5.0	07/30/14 12:30	
Bromomethane	ug/L	ND	7.0	07/30/14 12:30	
Carbon disulfide	ug/L	ND	10.0	07/30/14 12:30	
Carbon tetrachloride	ug/L	ND	5.0	07/30/14 12:30	
Chlorobenzene	ug/L	ND	5.0	07/30/14 12:30	
Chloroethane	ug/L	ND	10.0	07/30/14 12:30	
Chloroform	ug/L	ND	5.0	07/30/14 12:30	
Chloromethane	ug/L	ND	10.0	07/30/14 12:30	
cis-1,2-Dichloroethene	ug/L	ND	5.0	07/30/14 12:30	
cis-1,3-Dichloropropene	ug/L	ND	1.0	07/30/14 12:30	
Dibromochloromethane	ug/L	ND	5.0	07/30/14 12:30	
Ethylbenzene	ug/L	ND	5.0	07/30/14 12:30	
Methylene chloride	ug/L	ND	5.0	07/30/14 12:30	
Styrene	ug/L	ND	5.0	07/30/14 12:30	
Tetrachloroethene	ug/L	ND	5.0	07/30/14 12:30	
Toluene	ug/L	ND	5.0	07/30/14 12:30	
trans-1,2-Dichloroethene	ug/L	ND	5.0	07/30/14 12:30	
trans-1,3-Dichloropropene	ug/L	ND	1.0	07/30/14 12:30	
Trichloroethene	ug/L	ND	5.0	07/30/14 12:30	
Vinyl chloride	ug/L	ND	2.0	07/30/14 12:30	
Xylene (Total)	ug/L	ND	5.0	07/30/14 12:30	
1,2-Dichloroethane-d4 (S)	%	101	80-120	07/30/14 12:30	
4-Bromofluorobenzene (S)	%	100	80-120	07/30/14 12:30	
Toluene-d8 (S)	%	98	80-120	07/30/14 12:30	

Results presented on this page are in the units indicated by the "Units" column except where an alternate unit is presented to the right of the result.

This report shall not be reproduced, except in full,
without the written consent of Pace Analytical Services, Inc..

Pace Analytical Services, Inc.
9608 Loiret Blvd.
Lenexa, KS 66219
(913)599-5665

QUALITY CONTROL DATA

Project: FORT SMITH, AR
Pace Project No.: 60174546

LABORATORY CONTROL SAMPLE: 1417462

Parameter	Units	Spike Conc.	LCS Result	LCS % Rec	% Rec Limits	Qualifiers
1,1,1-Trichloroethane	ug/L	20	19.6	98	80-121	
1,1,2,2-Tetrachloroethane	ug/L	20	21.4	107	73-124	
1,1,2-Trichloroethane	ug/L	20	20.7	103	80-120	
1,1-Dichloroethane	ug/L	20	19.1	95	77-120	
1,1-Dichloroethene	ug/L	20	19.5	97	78-126	
1,2-Dichloroethane	ug/L	20	19.5	98	77-123	
1,2-Dichloropropane	ug/L	20	19.7	98	80-121	
2-Butanone (MEK)	ug/L	100	96.4	96	52-145	
2-Hexanone	ug/L	100	106	106	57-139	
4-Methyl-2-pentanone (MIBK)	ug/L	100	102	102	71-131	
Acetone	ug/L	100	100	100	32-155	
Benzene	ug/L	20	20.1	100	80-120	
Bromodichloromethane	ug/L	20	20.2	101	80-120	
Bromoform	ug/L	20	20.6	103	73-124	
Bromomethane	ug/L	20	13.8	69	31-144	
Carbon disulfide	ug/L	20	20.4	102	65-125	
Carbon tetrachloride	ug/L	20	20.2	101	78-128	
Chlorobenzene	ug/L	20	20.3	102	80-120	
Chloroethane	ug/L	20	18.5	93	55-137	
Chloroform	ug/L	20	19.6	98	79-120	
Chloromethane	ug/L	20	14.6	73	22-138	
cis-1,2-Dichloroethene	ug/L	20	20.0	100	80-120	
cis-1,3-Dichloropropene	ug/L	20	19.7	98	80-120	
Dibromochloromethane	ug/L	20	20.5	103	80-120	
Ethylbenzene	ug/L	20	21.0	105	80-121	
Methylene chloride	ug/L	20	18.4	92	73-126	
Styrene	ug/L	20	22.1	110	80-120	
Tetrachloroethene	ug/L	20	20.7	103	80-121	
Toluene	ug/L	20	19.3	97	80-122	
trans-1,2-Dichloroethene	ug/L	20	19.1	96	79-121	
trans-1,3-Dichloropropene	ug/L	20	20.1	100	80-127	
Trichloroethene	ug/L	20	19.8	99	80-120	
Vinyl chloride	ug/L	20	16.3	81	59-120	
Xylene (Total)	ug/L	60	61.9	103	80-121	
1,2-Dichloroethane-d4 (S)	%			99	80-120	
4-Bromofluorobenzene (S)	%			100	80-120	
Toluene-d8 (S)	%			99	80-120	

Results presented on this page are in the units indicated by the "Units" column except where an alternate unit is presented to the right of the result.

This report shall not be reproduced, except in full,
without the written consent of Pace Analytical Services, Inc..

Pace Analytical Services, Inc.
9608 Loiret Blvd.
Lenexa, KS 66219
(913)599-5665

QUALITY CONTROL DATA

Project: FORT SMITH, AR
Pace Project No.: 60174546

QC Batch: WET/49448 Analysis Method: SM 2320B
QC Batch Method: SM 2320B Analysis Description: 2320B Alkalinity
Associated Lab Samples: 60174546001, 60174546002, 60174546003, 60174546004, 60174546005

METHOD BLANK: 1421620 Matrix: Water
Associated Lab Samples: 60174546001, 60174546002, 60174546003, 60174546004, 60174546005

Parameter	Units	Blank Result	Reporting Limit	Analyzed	Qualifiers
Alkalinity, Carbonate (CaCO3)	mg/L	ND	20.0	08/07/14 13:37	
Alkalinity, Total as CaCO3	mg/L	ND	20.0	08/07/14 13:37	
Alkalinity,Bicarbonate (CaCO3)	mg/L	ND	20.0	08/07/14 13:37	

LABORATORY CONTROL SAMPLE: 1421621

Parameter	Units	Spike Conc.	LCS Result	LCS % Rec	% Rec Limits	Qualifiers
Alkalinity, Total as CaCO3	mg/L	500	509	102	90-110	

SAMPLE DUPLICATE: 1421622

Parameter	Units	60174471001 Result	Dup Result	RPD	Max RPD	Qualifiers
Alkalinity, Carbonate (CaCO3)	mg/L	ND	ND		10	
Alkalinity, Total as CaCO3	mg/L	423	424	0	10	
Alkalinity,Bicarbonate (CaCO3)	mg/L	423	424	0	10	

SAMPLE DUPLICATE: 1421623

Parameter	Units	60174471008 Result	Dup Result	RPD	Max RPD	Qualifiers
Alkalinity, Carbonate (CaCO3)	mg/L	ND	ND		10	
Alkalinity, Total as CaCO3	mg/L	477	496	4	10	
Alkalinity,Bicarbonate (CaCO3)	mg/L	477	496	4	10	

Results presented on this page are in the units indicated by the "Units" column except where an alternate unit is presented to the right of the result.

This report shall not be reproduced, except in full,
without the written consent of Pace Analytical Services, Inc..

Pace Analytical Services, Inc.
9608 Loiret Blvd.
Lenexa, KS 66219
(913)599-5665

QUALITY CONTROL DATA

Project: FORT SMITH, AR
Pace Project No.: 60174546

QC Batch: WET/49466
QC Batch Method: SM 2320B
Analysis Method: SM 2320B
Analysis Description: 2320B Alkalinity
Associated Lab Samples: 60174546006

METHOD BLANK: 1422088
Matrix: Water
Associated Lab Samples: 60174546006

Parameter	Units	Blank Result	Reporting Limit	Analyzed	Qualifiers
Alkalinity, Carbonate (CaCO3)	mg/L	ND	20.0	08/08/14 08:41	
Alkalinity, Total as CaCO3	mg/L	ND	20.0	08/08/14 08:41	
Alkalinity,Bicarbonate (CaCO3)	mg/L	ND	20.0	08/08/14 08:41	

LABORATORY CONTROL SAMPLE: 1422089

Parameter	Units	Spike Conc.	LCS Result	LCS % Rec	% Rec Limits	Qualifiers
Alkalinity, Total as CaCO3	mg/L	500	502	100	90-110	

SAMPLE DUPLICATE: 1422090

Parameter	Units	60174634001 Result	Dup Result	RPD	Max RPD	Qualifiers
Alkalinity, Carbonate (CaCO3)	mg/L	ND	ND		10	
Alkalinity, Total as CaCO3	mg/L	13.6J	13.6J		10	
Alkalinity,Bicarbonate (CaCO3)	mg/L	13.6J	13.6J		10	

SAMPLE DUPLICATE: 1422337

Parameter	Units	60174634003 Result	Dup Result	RPD	Max RPD	Qualifiers
Alkalinity, Carbonate (CaCO3)	mg/L	ND	ND		10	
Alkalinity, Total as CaCO3	mg/L	23.4	24.2	3	10	
Alkalinity,Bicarbonate (CaCO3)	mg/L	23.4	24.2	3	10	

Results presented on this page are in the units indicated by the "Units" column except where an alternate unit is presented to the right of the result.

This report shall not be reproduced, except in full,
without the written consent of Pace Analytical Services, Inc..

Pace Analytical Services, Inc.
9608 Loiret Blvd.
Lenexa, KS 66219
(913)599-5665

QUALITY CONTROL DATA

Project: FORT SMITH, AR
Pace Project No.: 60174546

QC Batch: WET/49338 Analysis Method: SM 4500-S-2 D
QC Batch Method: SM 4500-S-2 D Analysis Description: 4500S2D Sulfide, Total
Associated Lab Samples: 60174546001, 60174546002, 60174546003, 60174546004, 60174546005, 60174546006

METHOD BLANK: 1418372 Matrix: Water
Associated Lab Samples: 60174546001, 60174546002, 60174546003, 60174546004, 60174546005, 60174546006

Parameter	Units	Blank Result	Reporting Limit	Analyzed	Qualifiers
Sulfide, Total	mg/L	ND	0.050	07/31/14 10:31	

LABORATORY CONTROL SAMPLE: 1418373

Parameter	Units	Spike Conc.	LCS Result	LCS % Rec	% Rec Limits	Qualifiers
Sulfide, Total	mg/L	.5	0.46	91	80-120	

MATRIX SPIKE SAMPLE: 1418376

Parameter	Units	60174627015 Result	Spike Conc.	MS Result	MS % Rec	% Rec Limits	Qualifiers
Sulfide, Total	mg/L	ND	.5	0.33	66	75-125	M1

SAMPLE DUPLICATE: 1418375

Parameter	Units	60174404002 Result	Dup Result	RPD	Max RPD	Qualifiers
Sulfide, Total	mg/L	ND	ND		20	

Results presented on this page are in the units indicated by the "Units" column except where an alternate unit is presented to the right of the result.

This report shall not be reproduced, except in full,
without the written consent of Pace Analytical Services, Inc..

Pace Analytical Services, Inc.
9608 Loiret Blvd.
Lenexa, KS 66219
(913)599-5665

QUALITY CONTROL DATA

Project: FORT SMITH, AR
Pace Project No.: 60174546

QC Batch: WETA/30455 Analysis Method: EPA 300.0
QC Batch Method: EPA 300.0 Analysis Description: 300.0 IC Anions
Associated Lab Samples: 60174546001, 60174546002, 60174546003, 60174546004, 60174546005, 60174546006

METHOD BLANK: 1418582 Matrix: Water
Associated Lab Samples: 60174546001, 60174546002, 60174546003, 60174546005, 60174546006

Parameter	Units	Blank Result	Reporting Limit	Analyzed	Qualifiers
Chloride	mg/L	ND	1.0	07/31/14 15:16	

METHOD BLANK: 1419930 Matrix: Water
Associated Lab Samples: 60174546001, 60174546002, 60174546003, 60174546004, 60174546005, 60174546006

Parameter	Units	Blank Result	Reporting Limit	Analyzed	Qualifiers
Chloride	mg/L	ND	1.0	08/01/14 08:57	
Sulfate	mg/L	ND	1.0	08/01/14 08:57	

LABORATORY CONTROL SAMPLE: 1418583

Parameter	Units	Spike Conc.	LCS Result	LCS % Rec	% Rec Limits	Qualifiers
Chloride	mg/L	5	4.8	95	90-110	

LABORATORY CONTROL SAMPLE: 1419931

Parameter	Units	Spike Conc.	LCS Result	LCS % Rec	% Rec Limits	Qualifiers
Chloride	mg/L	5	4.8	96	90-110	
Sulfate	mg/L	5	4.9	98	90-110	

MATRIX SPIKE & MATRIX SPIKE DUPLICATE: 1418584 1418585

Parameter	Units	60174546001 Result	MS Spike Conc.	MSD Spike Conc.	MS Result	MSD Result	MS % Rec	MSD % Rec	% Rec Limits	RPD	Max RPD	Qual
Chloride	mg/L	180	50	50	230	227	102	96	80-120	1	15	
Sulfate	mg/L	7.4	5	5	12.4	12.2	98	96	80-120	1	15	

Results presented on this page are in the units indicated by the "Units" column except where an alternate unit is presented to the right of the result.

This report shall not be reproduced, except in full,
without the written consent of Pace Analytical Services, Inc..

Pace Analytical Services, Inc.
9608 Loiret Blvd.
Lenexa, KS 66219
(913)599-5665

QUALITY CONTROL DATA

Project: FORT SMITH, AR
Pace Project No.: 60174546

QC Batch: WETA/30416 Analysis Method: EPA 350.1
QC Batch Method: EPA 350.1 Analysis Description: 350.1 Ammonia
Associated Lab Samples: 60174546001, 60174546002, 60174546003, 60174546004, 60174546005, 60174546006

METHOD BLANK: 1417299 Matrix: Water
Associated Lab Samples: 60174546001, 60174546002, 60174546003, 60174546004, 60174546005, 60174546006

Parameter	Units	Blank Result	Reporting Limit	Analyzed	Qualifiers
Nitrogen, Ammonia	mg/L	ND	0.10	07/29/14 13:41	

LABORATORY CONTROL SAMPLE: 1417300

Parameter	Units	Spike Conc.	LCS Result	LCS % Rec	% Rec Limits	Qualifiers
Nitrogen, Ammonia	mg/L	2	2.0	102	90-110	

MATRIX SPIKE SAMPLE: 1417301

Parameter	Units	60174546001 Result	Spike Conc.	MS Result	MS % Rec	% Rec Limits	Qualifiers
Nitrogen, Ammonia	mg/L	ND	2	2.1	103	90-110	

SAMPLE DUPLICATE: 1417302

Parameter	Units	60174546002 Result	Dup Result	RPD	Max RPD	Qualifiers
Nitrogen, Ammonia	mg/L	ND	ND		18	

Results presented on this page are in the units indicated by the "Units" column except where an alternate unit is presented to the right of the result.

This report shall not be reproduced, except in full,
without the written consent of Pace Analytical Services, Inc..

Pace Analytical Services, Inc.
9608 Loiret Blvd.
Lenexa, KS 66219
(913)599-5665

QUALITY CONTROL DATA

Project: FORT SMITH, AR
Pace Project No.: 60174546

QC Batch: WETA/30418 Analysis Method: EPA 353.2
QC Batch Method: EPA 353.2 Analysis Description: 353.2 Nitrate + Nitrite, Unpres.
Associated Lab Samples: 60174546001, 60174546002, 60174546003, 60174546004, 60174546005, 60174546006

METHOD BLANK: 1417522 Matrix: Water
Associated Lab Samples: 60174546001, 60174546002, 60174546003, 60174546004, 60174546005, 60174546006

Parameter	Units	Blank Result	Reporting Limit	Analyzed	Qualifiers
Nitrogen, Nitrate	mg/L	ND	0.10	07/29/14 14:50	
Nitrogen, Nitrite	mg/L	ND	0.10	07/29/14 14:50	
Nitrogen, NO2 plus NO3	mg/L	ND	0.10	07/29/14 14:50	

LABORATORY CONTROL SAMPLE: 1417523

Parameter	Units	Spike Conc.	LCS Result	LCS % Rec	% Rec Limits	Qualifiers
Nitrogen, Nitrate	mg/L	1.6	1.6	102	85-115	
Nitrogen, Nitrite	mg/L	.4	0.38	94	90-110	
Nitrogen, NO2 plus NO3	mg/L	2	2.0	100	90-110	

MATRIX SPIKE SAMPLE: 1417524

Parameter	Units	60174546004 Result	Spike Conc.	MS Result	MS % Rec	% Rec Limits	Qualifiers
Nitrogen, Nitrate	mg/L	ND	1.6	1.6	99	85-115	
Nitrogen, Nitrite	mg/L	ND	.4	0.41	104	90-110	
Nitrogen, NO2 plus NO3	mg/L	ND	2	2.0	100	90-110	

MATRIX SPIKE SAMPLE: 1417525

Parameter	Units	60174571002 Result	Spike Conc.	MS Result	MS % Rec	% Rec Limits	Qualifiers
Nitrogen, Nitrate	mg/L	10.7	16	25.8	94	85-115	
Nitrogen, Nitrite	mg/L	ND	4	3.9	98	90-110	
Nitrogen, NO2 plus NO3	mg/L	10.7	20	29.7	95	90-110	

SAMPLE DUPLICATE: 1417526

Parameter	Units	60174571005 Result	Dup Result	RPD	Max RPD	Qualifiers
Nitrogen, Nitrate	mg/L	14.3	14.1	1	20	
Nitrogen, Nitrite	mg/L	ND	ND		20	
Nitrogen, NO2 plus NO3	mg/L	14.3	14.1	1	20	

Results presented on this page are in the units indicated by the "Units" column except where an alternate unit is presented to the right of the result.

This report shall not be reproduced, except in full,
without the written consent of Pace Analytical Services, Inc..

Pace Analytical Services, Inc.
9608 Loiret Blvd.
Lenexa, KS 66219
(913)599-5665

QUALITY CONTROL DATA

Project: FORT SMITH, AR
Pace Project No.: 60174546

QC Batch: WETA/30541 | Analysis Method: SM 5310C
QC Batch Method: SM 5310C | Analysis Description: 5310C Total Organic Carbon
Associated Lab Samples: 60174546001, 60174546002, 60174546003, 60174546004, 60174546005, 60174546006

METHOD BLANK: 1422317 | Matrix: Water
Associated Lab Samples: 60174546001, 60174546002, 60174546003, 60174546004, 60174546005, 60174546006

Parameter	Units	Blank Result	Reporting Limit	Analyzed	Qualifiers
Total Organic Carbon	mg/L	ND	1.0	08/10/14 17:46	

LABORATORY CONTROL SAMPLE: 1422318

Parameter	Units	Spike Conc.	LCS Result	LCS % Rec	% Rec Limits	Qualifiers
Total Organic Carbon	mg/L	5	4.4	88	80-120	

MATRIX SPIKE SAMPLE: 1422320

Parameter	Units	60174634003 Result	Spike Conc.	MS Result	MS % Rec	% Rec Limits	Qualifiers
Total Organic Carbon	mg/L	ND	5	3.7	69	80-120	M1

SAMPLE DUPLICATE: 1422319

Parameter	Units	60174546002 Result	Dup Result	RPD	Max RPD	Qualifiers
Total Organic Carbon	mg/L	0.55J	0.54J		25	

Results presented on this page are in the units indicated by the "Units" column except where an alternate unit is presented to the right of the result.

This report shall not be reproduced, except in full,
without the written consent of Pace Analytical Services, Inc..

Pace Analytical Services, Inc.
9608 Loiret Blvd.
Lenexa, KS 66219
(913)599-5665

QUALITY CONTROL DATA

Project: FORT SMITH, AR
Pace Project No.: 60174546

QC Batch: WETA/5643 | Analysis Method: SM 4500-P E
QC Batch Method: SM4500-P B | Analysis Description: SM4500P-E, Total Phosphorus
Associated Lab Samples: 60174546001, 60174546002, 60174546003, 60174546004, 60174546005, 60174546006

METHOD BLANK: 89334 | Matrix: Water
Associated Lab Samples: 60174546001, 60174546002, 60174546003, 60174546004, 60174546005, 60174546006

Parameter	Units	Blank Result	Reporting Limit	Analyzed	Qualifiers
Phosphate as P04	mg/L	ND	0.030	08/04/14 13:23	

LABORATORY CONTROL SAMPLE: 89335

Parameter	Units	Spike Conc.	LCS Result	LCS % Rec	% Rec Limits	Qualifiers
Phosphate as P04	mg/L	1.5	1.5	97	80-120	

MATRIX SPIKE & MATRIX SPIKE DUPLICATE: 89336 89337

Parameter	Units	7517476002 Result	MS Spike Conc.	MSD Spike Conc.	MS Result	MSD Result	MS % Rec	MSD % Rec	% Rec Limits	RPD	Max RPD	Qual
Phosphate as P04	mg/L	5.5	1.5	1.5	6.8	7.0	84	96	80-120	3	20	

MATRIX SPIKE & MATRIX SPIKE DUPLICATE: 89340 89341

Parameter	Units	7517599001 Result	MS Spike Conc.	MSD Spike Conc.	MS Result	MSD Result	MS % Rec	MSD % Rec	% Rec Limits	RPD	Max RPD	Qual
Phosphate as P04	mg/L	34.4	1.5	1.5	35.4	36.3	68	125	80-120	2	20	M1

Results presented on this page are in the units indicated by the "Units" column except where an alternate unit is presented to the right of the result.

This report shall not be reproduced, except in full,
without the written consent of Pace Analytical Services, Inc..

Pace Analytical Services, Inc.
9608 Loiret Blvd.
Lenexa, KS 66219
(913)599-5665

QUALIFIERS

Project: FORT SMITH, AR
Pace Project No.: 60174546

DEFINITIONS

DF - Dilution Factor, if reported, represents the factor applied to the reported data due to changes in sample preparation, dilution of the sample aliquot, or moisture content.

ND - Not Detected at or above adjusted reporting limit.

J - Estimated concentration above the adjusted method detection limit and below the adjusted reporting limit.

MDL - Adjusted Method Detection Limit.

PQL - Practical Quantitation Limit.

RL - Reporting Limit.

S - Surrogate

1,2-Diphenylhydrazine (8270 listed analyte) decomposes to Azobenzene.

Consistent with EPA guidelines, unrounded data are displayed and have been used to calculate % recovery and RPD values.

LCS(D) - Laboratory Control Sample (Duplicate)

MS(D) - Matrix Spike (Duplicate)

DUP - Sample Duplicate

RPD - Relative Percent Difference

NC - Not Calculable.

SG - Silica Gel - Clean-Up

U - Indicates the compound was analyzed for, but not detected.

N-Nitrosodiphenylamine decomposes and cannot be separated from Diphenylamine using Method 8270. The result reported for each analyte is a combined concentration.

Pace Analytical is TNI accredited. Contact your Pace PM for the current list of accredited analytes.

TNI - The NELAC Institute.

LABORATORIES

PASI-D	Pace Analytical Services - Dallas
PASI-K	Pace Analytical Services - Kansas City

BATCH QUALIFIERS

Batch: MSV/63263

[M5]	A matrix spike/matrix spike duplicate was not performed for this batch due to insufficient sample volume.

ANALYTE QUALIFIERS

1e	Field pH
H6	Analysis initiated outside of the 15 minute EPA recommended holding time.
M1	Matrix spike recovery exceeded QC limits. Batch accepted based on laboratory control sample (LCS) recovery.

This report shall not be reproduced, except in full,
without the written consent of Pace Analytical Services, Inc..

Pace Analytical Services, Inc.
9608 Loiret Blvd.
Lenexa, KS 66219
(913)599-5665

QUALITY CONTROL DATA CROSS REFERENCE TABLE

Project: FORT SMITH, AR
Pace Project No.: 60174546

Lab ID	Sample ID	QC Batch Method	QC Batch	Analytical Method	Analytical Batch
60174546001	**MW-66-201407**	EPA 8015 - Alcohol	GCSV/2818		
60174546002	**MW-67-201407**	EPA 8015 - Alcohol	GCSV/2818		
60174546003	**MW-60-201407**	EPA 8015 - Alcohol	GCSV/2818		
60174546004	**MW-50-201407**	EPA 8015 - Alcohol	GCSV/2818		
60174546005	**MW-63-201407**	EPA 8015 - Alcohol	GCSV/2818		
60174546006	**MW-61-201407**	EPA 8015 - Alcohol	GCSV/2818		
60174546001	**MW-66-201407**	EPA 3010	MPRP/28258	EPA 6010	ICP/21343
60174546002	**MW-67-201407**	EPA 3010	MPRP/28258	EPA 6010	ICP/21343
60174546003	**MW-60-201407**	EPA 3010	MPRP/28258	EPA 6010	ICP/21343
60174546004	**MW-50-201407**	EPA 3010	MPRP/28258	EPA 6010	ICP/21343
60174546005	**MW-63-201407**	EPA 3010	MPRP/28258	EPA 6010	ICP/21343
60174546006	**MW-61-201407**	EPA 3010	MPRP/28258	EPA 6010	ICP/21343
60174546001	**MW-66-201407**	EPA 5030B/8260	MSV/63263		
60174546002	**MW-67-201407**	EPA 5030B/8260	MSV/63263		
60174546003	**MW-60-201407**	EPA 5030B/8260	MSV/63263		
60174546004	**MW-50-201407**	EPA 5030B/8260	MSV/63263		
60174546005	**MW-63-201407**	EPA 5030B/8260	MSV/63263		
60174546006	**MW-61-201407**	EPA 5030B/8260	MSV/63263		
60174546007	**TB-20140728**	EPA 5030B/8260	MSV/63263		
60174546001	**MW-66-201407**	SM 2320B	WET/49448		
60174546002	**MW-67-201407**	SM 2320B	WET/49448		
60174546003	**MW-60-201407**	SM 2320B	WET/49448		
60174546004	**MW-50-201407**	SM 2320B	WET/49448		
60174546005	**MW-63-201407**	SM 2320B	WET/49448		
60174546006	**MW-61-201407**	SM 2320B	WET/49466		
60174546001	**MW-66-201407**	SM 3500-Fe B#4	WET/49522		
60174546002	**MW-67-201407**	SM 3500-Fe B#4	WET/49522		
60174546003	**MW-60-201407**	SM 3500-Fe B#4	WET/49522		
60174546004	**MW-50-201407**	SM 3500-Fe B#4	WET/49522		
60174546005	**MW-63-201407**	SM 3500-Fe B#4	WET/49522		
60174546006	**MW-61-201407**	SM 3500-Fe B#4	WET/49522		
60174546001	**MW-66-201407**	SM 4500-H+B	WET/49538		
60174546002	**MW-67-201407**	SM 4500-H+B	WET/49538		
60174546003	**MW-60-201407**	SM 4500-H+B	WET/49538		
60174546004	**MW-50-201407**	SM 4500-H+B	WET/49538		
60174546005	**MW-63-201407**	SM 4500-H+B	WET/49538		
60174546006	**MW-61-201407**	SM 4500-H+B	WET/49538		
60174546001	**MW-66-201407**	SM 4500-S-2 D	WET/49338		
60174546002	**MW-67-201407**	SM 4500-S-2 D	WET/49338		
60174546003	**MW-60-201407**	SM 4500-S-2 D	WET/49338		
60174546004	**MW-50-201407**	SM 4500-S-2 D	WET/49338		
60174546005	**MW-63-201407**	SM 4500-S-2 D	WET/49338		
60174546006	**MW-61-201407**	SM 4500-S-2 D	WET/49338		
60174546001	**MW-66-201407**	EPA 300.0	WETA/30455		
60174546002	**MW-67-201407**	EPA 300.0	WETA/30455		

This report shall not be reproduced, except in full,
without the written consent of Pace Analytical Services, Inc..

Pace Analytical Services, Inc.
9608 Loiret Blvd.
Lenexa, KS 66219
(913)599-5665

QUALITY CONTROL DATA CROSS REFERENCE TABLE

Project: FORT SMITH, AR
Pace Project No.: 60174546

Lab ID	Sample ID	QC Batch Method	QC Batch	Analytical Method	Analytical Batch
60174546003	**MW-60-201407**	EPA 300.0	WETA/30455		
60174546004	**MW-50-201407**	EPA 300.0	WETA/30455		
60174546005	**MW-63-201407**	EPA 300.0	WETA/30455		
60174546006	**MW-61-201407**	EPA 300.0	WETA/30455		
60174546001	**MW-66-201407**	EPA 350.1	WETA/30416		
60174546002	**MW-67-201407**	EPA 350.1	WETA/30416		
60174546003	**MW-60-201407**	EPA 350.1	WETA/30416		
60174546004	**MW-50-201407**	EPA 350.1	WETA/30416		
60174546005	**MW-63-201407**	EPA 350.1	WETA/30416		
60174546006	**MW-61-201407**	EPA 350.1	WETA/30416		
60174546001	**MW-66-201407**	EPA 353.2	WETA/30418		
60174546002	**MW-67-201407**	EPA 353.2	WETA/30418		
60174546003	**MW-60-201407**	EPA 353.2	WETA/30418		
60174546004	**MW-50-201407**	EPA 353.2	WETA/30418		
60174546005	**MW-63-201407**	EPA 353.2	WETA/30418		
60174546006	**MW-61-201407**	EPA 353.2	WETA/30418		
60174546001	**MW-66-201407**	SM 4500-CO2 D	WETA/30562		
60174546002	**MW-67-201407**	SM 4500-CO2 D	WETA/30562		
60174546003	**MW-60-201407**	SM 4500-CO2 D	WETA/30562		
60174546004	**MW-50-201407**	SM 4500-CO2 D	WETA/30562		
60174546005	**MW-63-201407**	SM 4500-CO2 D	WETA/30562		
60174546006	**MW-61-201407**	SM 4500-CO2 D	WETA/30562		
60174546001	**MW-66-201407**	SM 5310C	WETA/30541		
60174546002	**MW-67-201407**	SM 5310C	WETA/30541		
60174546003	**MW-60-201407**	SM 5310C	WETA/30541		
60174546004	**MW-50-201407**	SM 5310C	WETA/30541		
60174546005	**MW-63-201407**	SM 5310C	WETA/30541		
60174546006	**MW-61-201407**	SM 5310C	WETA/30541		
60174546001	**MW-66-201407**	SM4500-P B	WETA/5643	SM 4500-P E	WETA/5644
60174546002	**MW-67-201407**	SM4500-P B	WETA/5643	SM 4500-P E	WETA/5644
60174546003	**MW-60-201407**	SM4500-P B	WETA/5643	SM 4500-P E	WETA/5644
60174546004	**MW-50-201407**	SM4500-P B	WETA/5643	SM 4500-P E	WETA/5644
60174546005	**MW-63-201407**	SM4500-P B	WETA/5643	SM 4500-P E	WETA/5644
60174546006	**MW-61-201407**	SM4500-P B	WETA/5643	SM 4500-P E	WETA/5644

This report shall not be reproduced, except in full,
without the written consent of Pace Analytical Services, Inc..

Pace Analytical
www.pacelabs.com

Sample Condition Upon Receipt

WO#: 60174546

60174546

Client Name: Environ

Optional
Proj Due Date:
Proj Name:

Courier: Fed Ex ☐ UPS ☐ USPS ☐ Client ☐ Commercial ☐ Pace ☐ Other ☒ VIA

Tracking #: _____ Pace Shipping Label Used? Yes ☐ No ☑

Custody Seal on Cooler/Box Present: Yes ☑ No ☐ Seals intact: Yes ☑ No ☐

Packing Material: Bubble Wrap ☐ Bubble Bags ☑ Foam ☑ None ☐ Other ☑ ZPIC

Thermometer Used: T-239 / T-194 **Type of Ice:** Wet Blue None (circle one) ☐ Samples received on ice, cooling process has begun.

Cooler Temperature: 6.0

Temperature should be above freezing to 6°C

Date and initials of person examining contents: pv 7/29/14

Chain of Custody present:	☑Yes	☐No	☐N/A	1.
Chain of Custody filled out:	☑Yes	☐No	☐N/A	2.
Chain of Custody relinquished:	☑Yes	☐No	☐N/A	3.
Sampler name & signature on COC:	☑Yes	☐No	☐N/A	4.
Samples arrived within holding time:	☑Yes	☐No	☐N/A	5.
Short Hold Time analyses (<72hr):	☑Yes	☐No	☐N/A	6. NO2 NO3 Fe2+
Rush Turn Around Time requested:	☑Yes	☐No (lw 7/29)	☐N/A	7. 1 day
Sufficient volume:	☑Yes	☐No	☐N/A	8.
Correct containers used:	☑Yes	☐No	☐N/A	
Pace containers used:	☑Yes	☐No	☐N/A	9.
Containers intact:	☑Yes	☐No	☐N/A	10.
Unpreserved 5035A soils frozen w/in 48hrs?	☐Yes	☐No	☑N/A	11.
Filtered volume received for dissolved tests?	☐Yes	☐No	☑N/A	12.
Sample labels match COC:	☑Yes	☐No	☐N/A	
Includes date/time/ID/analyses Matrix: WT				13.
All containers needing preservation have been checked.	☑Yes	☐No	☐N/A	
All containers needing preservation are found to be in compliance with EPA recommendation.	☑Yes	☐No	☐N/A	14.
Exceptions: VOA, coliform, TOC, O&G, WI-DRO (water), Phenolics	☑Yes	☐No		Initial when completed / Lot # of added preservative
Trip Blank present:	☑Yes	☐No	☐N/A	
Pace Trip Blank lot # (if purchased): ~~061614~~ 061614-3 pv 7/29/14				15.
Headspace in VOA vials (>6mm):	☐Yes	☑No	☐N/A	16.
Project sampled in USDA Regulated Area:	☐Yes	☐No	☑N/A	17. List State:

Client Notification/ Resolution: Copy COC to Client? Y / N Field Data Required? Y / N

Person Contacted: _____ Date/Time: _____

Comments/ Resolution: _____

Project Manager Review: MW Date: 7/29/14

Pace Analytical
www.pacelabs.com

CHAIN-OF-CUSTODY / Analytical Request Document

The Chain-of-Custody is a LEGAL DOCUMENT. All relevant fields must be completed accurately.

Page: 1 of 1

Section A Required Client Information:

Company:	Environ
Address:	7500 College Blvd., Ste. 925
	Overland Park, KS 66210
Email To:	wstonestreet@environcorp.com
Phone: 913-553-5926	Fax:
Requested Due Date/TAT:	24hr

Section B Required Project Information:

Report To:	Wendy Stonestreet
Copy To:	Tammy Gleason
Purchase Order No.:	NA
Project Name:	Fort Smith, AR
Project Number:	

Section C Invoice Information:

Attention:	Tammy Gleason
Company Name:	Environ
Address:	250 Monroe Ave. NW Grand Rapids
Pace Quote Reference:	Michigan, 49503
Pace Project Manager:	MJ Walls
Pace Profile #:	7444, line 1

REGULATORY AGENCY

☐ NPDES ☐ GROUND WATER ☐ DRINKING WATER
☐ UST ☐ RCRA ☑ OTHER ADEQ

Site Location STATE: AR

Section D Required Client Information

Valid Matrix Codes

MATRIX	CODE
DRINKING WATER	DW
WATER	WT
WASTE WATER	WW
PRODUCT	P
SOIL/SOLID	SL
OIL	OL
WIPE	WP
AIR	AR
OTHER	OT
TISSUE	TS

SAMPLE ID (A-Z, 0-9 / ,-) Sample IDs MUST BE UNIQUE

Requested Analysis Filtered (Y/N)

ITEM #	SAMPLE ID	MATRIX CODE (see valid codes to left)	SAMPLE TYPE (G=GRAB C=COMP)	COLLECTED COMPOSITE START DATE	COLLECTED COMPOSITE START TIME	COLLECTED COMPOSITE END/GRAB DATE	COLLECTED COMPOSITE END/GRAB TIME	SAMPLE TEMP AT COLLECTION	# OF CONTAINERS	Preservatives: Unpreserved	H_2SO_4	HNO_3	HCl	NaOH + Zn Acetate	$Na_2S_2O_3$	Methanol	Other	Analysis Test Y/N	8260 VOCs	Alkalinity	TOC	Chloride, Sulfate	8015 Chloroethanol (Pace Dallas)	6010-Iron/Mn	Ferric Iron calc. (send field Ferrous)	Ammonia	Nitrate+Nitrite	Total Phosphate (Pace Dallas)	Sulfide	CO2 Calc (Alkalinity +pH)	Residual Chlorine (Y/N)	Pace Project No./Lab I.D.
1	MW-66-201407 1BP3U 1AG3S 1BP3S	WT	G			7/28/14	1640		11	X	X	X	X	X	1B	P3N		Y	X	X	X	X	X	X	X	X	X	X	1BP32	60174546
2	MW-67-201407	WT	G			7/28/14	1440		11	X	X	X	X	X					X	X	X	X	X	X	X	X	X	X	X		a1
3	MW-60-201407	WT	G			7/28/14	1700		11	X	X	X	X	X					X	X	X	X	X	X	X	X	X	X	X		a2
4	MW-50-201407	WT	G			7/28/14	1450		11	X	X	X	X	X					X	X	X	X	X	X	X	X	X	X	X		a3
5	MW-63-201407	WT	G			7/28/14	1645		11	X	X	X	X	X					X	X	X	X	X	X	X	X	X	X	X		a4
6	MW-61-201407	WT	G			7/28/14	1710		11	X	X	X	X	X					X	X	X	X	X	X	X	X	X	X	X		a5
7	Trip Blank	WT	G			7/28/14			2				X						X												a7
8																															
9																															
10																															
11																															
12																															

ADDITIONAL COMMENTS	RELINQUISHED BY / AFFILIATION	DATE	TIME	ACCEPTED BY / AFFILIATION	DATE	TIME	SAMPLE CONDITIONS			
Level IV data package required	Victoria Siegler / ENVIRON	7/28/14	1752	[signature]	7/29/14	0129	6-0	Y	Y	Y

SAMPLER NAME AND SIGNATURE

PRINT Name of SAMPLER: Victoria Siegler

SIGNATURE of SAMPLER: Victoria Siegler DATE Signed (MM/DD/YY): 7/28/14

Temp in °C | Received on Ice (Y/N) | Custody Sealed Cooler (Y/N) | Samples Intact (Y/N)

*Important Note: By signing this form you are accepting Pace's NET 30 day payment terms and agreeing to late charges of 1.5% per month for any invoices not paid within 30 days.

F-ALL-Q-020rev.07, 15-Feb-2007

Chain of Custody

Pace Analytical®
www.pacelabs.com

Workorder: 60174546 **Workorder Name:** FORT SMITH, AR **Owner Received Date:** 7/29/2014 **Results Requested By:** 8/11/2014

Report To	Subcontract To
Mary Jane Walls Pace Analytical Services, Inc. 9608 Loiret Blvd. Lenexa, KS 66219 Phone (913)599-5665 Fax (913)599-1759	Pace Analytical Dallas 400 West Bethany Drive Suite 190 Allen, TX 75013 Phone (972)727-1123

Item	Sample ID	Sample Type	Collect Date/Time	Lab ID	Matrix	Preserved Containers: H2SO4	none					Requested Analysis: Total Phosphate	8015 Chloroethanol											LAB USE ONLY
1	MW-66-201407	PS	7/28/2014 16:40	60174546001	Water	1	3					X	X											001
2	MW-67-201407	PS	7/28/2014 14:40	60174546002	Water	1	3					X	X											002
3	MW-60-201407	PS	7/28/2014 17:00	60174546003	Water	1	3					X	X											003
4	MW-50-201407	PS	7/28/2014 14:50	60174546004	Water	1	3					X	X											004
5	MW-63-201407	PS	7/28/2014 16:45	60174546005	Water	1	3					X	X											005
6	MW-61-201407	PS	7/28/2014 17:10	60174546006	Water	1	3					X	X											006

Transfers	Released By	Date/Time	Received By	Date/Time
1	[signature]	7/29/14 1100	[signature]	7/30/14 0900
2				
3				

Comments

Cooler Temperature on Receipt 0.8 °C Custody Seal Y or N Received on Ice Y or N Samples Intact Y or N

WO#: 7517579

7517579

Pace Analytical

Sample Condition Upon Receipt
Dallas

Client Name: Pace Kansas Project Work order: 7517579

Courier: FedEX ☑ UPS ☐ USPS ☐ Client ☐ Courier ☐ LSO ☐ PACE ☐ Other:

Tracking#: 6113 5277 7710

Custody Seal on Cooler/Box: Yes ☑ No ☐ Seals Intact: Yes ☑ No ☐ NA ☐

Packing Material: Bubble Wrap ☐ Bubble Bags ☒ Foam ☒ None ☐ Other ☐

Thermometer Used: IR-01 Type of Ice: Wet ☑ Blue ☐ None ☐ Sample Received on ice, cooling process has begun ☑

Cooler Temp: 0.8a (Temp should be above freezing to 6°C)

Chain of Custody Present	Yes ☑ No ☐ NA ☐	1
Chain of Custody filled out	Yes ☑ No ☐ NA ☐	2
Chain of Custody relinquished	Yes ☑ No ☐ NA ☐	3
Sampler name & signature on COC	Yes ☑ No ☐ NA ☐	4
Sample received within HT	Yes ☑ No ☐ NA ☐	5
Short HT analyses (<72 hrs)	Yes ☐ No ☑ NA ☐	6
Rush TAT requested	Yes ☐ No ☑ NA ☐	7
Sufficient Volume received	Yes ☑ No ☐ NA ☐	8
Correct Container used Pace Container used	Yes ☑ No ☐ NA ☐ Yes ☑ No ☐ NA ☐	9
Container Intact	Yes ☑ No ☐ NA ☐	10
Unpreserved 5035A soil frozen within 48 hrs	Yes ☐ No ☐ NA ☑	11
Filtered volume received for Dissolved tests	Yes ☐ No ☐ NA ☑	12
Sample labels match COC Include date/time/ID/analyses Matrix: water	Yes ☑ No ☐ NA ☐	13
All containers needing preservation have been checked	Yes ☑ No ☐ NA ☐	14a. Lot# of pH strip: 6403001 pH checked Yes ☑ No ☐ pH<2 ☑ pH>9 ☐ pH>12 ☐ Lot# of Iodine strip: Lot# of Lead Acetate strip:
Do containers require preservation at the lab	Yes ☐ No ☑ NA ☐	14b. Preservation: Lot#:
All containers needing preservation are found to be in Compliance with EPA recommendation Exception: VOA, coliform, O&G	Yes ☑ No ☐ NA ☐ Yes ☒ No ☐	14c.
Trip Blank present Trip Blank Custody Seals Intact Pace Trip Blank Lot# (if purchased):	Yes ☐ No ☒ NA ☐ Yes ☐ No ☐ NA ☒	15
Headspace in VOA (>6mm)	Yes ☐ No ☒ NA ☐	16
Project sampled in USDA Regulated Area:	Yes ☐ No ☐ NA ☑	17. List State

Client Notification/Resolution/Comments:

Person Contacted: Date:

Comments/Resolution:

Person Examining Contents: MM Date: 7-30-14

F-DAL-C001rev.02 022414

Sample Container Count

Pace Analytical™ www.pacelabs.com

C PAGE 1 of 1
C ID#

Pace Project # 7517579

Sample Line Item	BP2N	AG1U	VG9U	VG9H	BP2S	BP1U	BP2U	BG1H	AG1S	BP20	SP5T	WGFU	WGKU				Comments
1			3		1												
2			3		1												
3			3		1												
4			3		1												
5			3		1												
6			5		1												
7																	
8																	
9																	
10																	
11																	
12																	

Container Codes

DG9H	40mL HCL amber voa vial	AF	Air Filter	BP1N	1 liter HNO3 plastic	DG9P	40mL TSP amber vial
AG1U	1liter unpreserved amber glass	AG1H	1 liter HCL amber glass	BP1S	1 liter H2SO4 plastic	DG9S	40mL H2SO4 amber vial
WGFU	4oz clear soil jar	AG1S	1 liter H2SO4 amber glass	BP1U	1 liter unpreserved plastic	DG9T	40mL Na Thio amber vial
R	terra core kit	AG1T	1 liter Na Thiosulfate amber gl	BP1Z	1 liter NaOH, Zn, Ac	DG9U	40mL unpreserved **amber** vial
BP2N	500mL HNO3 plastic	AG2N	500mL HNO3 amber glass	BP2A	500mL NaOH, Asc Acid plastic	I	Wipe/Swab
BP2U	500mL unpreserved plastic	AG2S	500mL H2SO4 amber glass	BP2O	500mL NaOH plastic	JGFU	4oz unpreserved amber wide
BP2S	500mL H2SO4 plastic	AG2U	500mL unpreserved amber gla	BP2Z	500mL NaOH, Zn Ac	U	Summa Can
BP3N	250mL HNO3 plastic	AG3U	250mL unpreserved amber gla	BP3A	250mL NaOh, Asc Acid plastic	VG9H	40mL HCL clear vial
BP3U	250mL unpreserved plastic	BG1H	1 liter HCL clear glass	BP3C	250mL NaOH plastic	VG9T	40mL Na Thio. clear vial
BP3S	250mL H2SO4 plastic	BG1S	1 liter H2SO4 clear glass	BP3Z	250mL NaOH, Zn Ac plastic	VG9U	40mL unpreserved **clear** vial
AG3S	250mL H2SO4 glass amber	BG1T	1 liter Na Thiosulfate clear gla	C	Air Cassettes	VSG	Headspace septa vial & HCL
AG1S	1 liter H2SO4 amber glass	BG1U	1 liter unpreserved glass	DG9B	40mL Na Bisulfate amber vial	WGFX	4oz wide jar w/hexane wipe
BP1U	1 liter unpreserved plastic	BP1A	1 liter NaOH, Asc Acid plastic	DG9M	40mL MeOH clear vial	ZPLC	Ziploc Bag
WGKU	8oz wide jar upreserved	SP5T	120mL Coliform Na Thiosulfate	SP5U	120mL Coliform unpreserved	GN	General unpreserved
Other	Other						

F-DAL-C-003 rev.00 11-5-2012

Pace Analytical Services, Inc.
9608 Loiret Blvd.
Lenexa, KS 66219
(913)599-5665

August 14, 2014

Wendy Stonestreet
Environ International Corporation
7500 College Blvd Ste 925
Overland Park, KS 66210

RE: Project: FORT SMITH, AR
Pace Project No.: 60174634

Dear Wendy Stonestreet:
Enclosed are the analytical results for sample(s) received by the laboratory on July 30, 2014. The results relate only to the samples included in this report. Results reported herein conform to the most current TNI standards and the laboratory's Quality Assurance Manual, where applicable, unless otherwise noted in the body of the report.

If you have any questions concerning this report, please feel free to contact me.

Sincerely,

Mary Jane Walls
maryjane.walls@pacelabs.com
PM Lab Management

Enclosures

cc: EDD, Environ_AR
Tamara Gleason, ENVIRON International Corporation

This report shall not be reproduced, except in full,
without the written consent of Pace Analytical Services, Inc..

Pace Analytical Services, Inc.
9608 Loiret Blvd.
Lenexa, KS 66219
(913)599-5665

CERTIFICATIONS

Project: FORT SMITH, AR
Pace Project No.: 60174634

Kansas Certification IDs
9608 Loiret Boulevard, Lenexa, KS 66219
WY STR Certification #: 2456.01
Arkansas Certification #: 13-012-0
Illinois Certification #: 003097
Iowa Certification #: 118
Kansas/NELAP Certification #: E-10116
Louisiana Certification #: 03055
Nevada Certification #: KS000212008A
Oklahoma Certification #: 9205/9935
Texas Certification #: T104704407
Utah Certification #: KS00021

Dallas Certification IDs:
400 West Bethany Dr Suite 190 75013 Allen TX 75013
Texas Certification #: T104704232-13-5
Kansas Certification #: E-10388
Arkansas Certification #: 88-0647
Oklahoma Certification #: 2012-080
Louisiana Certification #: 02007

This report shall not be reproduced, except in full,
without the written consent of Pace Analytical Services, Inc..

Pace Analytical Services, Inc.
9608 Loiret Blvd.
Lenexa, KS 66219
(913)599-5665

SAMPLE SUMMARY

Project: FORT SMITH, AR
Pace Project No.: 60174634

Lab ID	Sample ID	Matrix	Date Collected	Date Received
60174634001	**MW-33-201407**	Water	07/29/14 15:20	07/30/14 08:30
60174634002	**MW-32-201407**	Water	07/29/14 13:18	07/30/14 08:30
60174634003	**IW-76-201407**	Water	07/29/14 10:10	07/30/14 08:30
60174634004	**MW-39-201407**	Water	07/29/14 12:05	07/30/14 08:30
60174634005	**MW-71-201407**	Water	07/29/14 12:40	07/30/14 08:30
60174634006	**RW-69R-201407**	Water	07/29/14 15:00	07/30/14 08:30
60174634007	**IW-73-201407**	Water	07/29/14 10:25	07/30/14 08:30
60174634008	**MW-62-201407**	Water	07/29/14 10:05	07/30/14 08:30
60174634009	**MW-40-201407**	Water	07/29/14 08:40	07/30/14 08:30
60174634010	**IW-72-201407**	Water	07/29/14 15:20	07/30/14 08:30
60174634011	**MW-46R-201407**	Water	07/29/14 11:35	07/30/14 08:30
60174634012	**MW-34-201407**	Water	07/29/14 17:15	07/30/14 08:30
60174634013	**IW-77-201407**	Water	07/29/14 17:40	07/30/14 08:30
60174634014	**MW-36-201407**	Water	07/29/14 15:20	07/30/14 08:30
60174634015	**MW-57-201407**	Water	07/29/14 15:40	07/30/14 08:30
60174634016	**MW-56-201407**	Water	07/29/14 14:50	07/30/14 08:30
60174634017	**MW-58-201407**	Water	07/29/14 12:25	07/30/14 08:30
60174634018	**IW-74-201407**	Water	07/29/14 14:00	07/30/14 08:30
60174634019	**MW-68-201407**	Water	07/29/14 14:32	07/30/14 08:30
60174634020	**TB1-20140729**	Water	07/29/14 00:00	07/30/14 08:30
60174634021	**TB2-20140729**	Water	07/29/14 00:00	07/30/14 08:30
60174634022	**TB3-20140729**	Water	07/29/14 00:00	07/30/14 08:30
60174634023	**TB4-20140729**	Water	07/29/14 00:00	07/30/14 08:30
60174634024	**TB5-20140729**	Water	07/29/14 00:00	07/30/14 08:30

This report shall not be reproduced, except in full,
without the written consent of Pace Analytical Services, Inc..

Pace Analytical Services, Inc.
9608 Loiret Blvd.
Lenexa, KS 66219
(913)599-5665

SAMPLE ANALYTE COUNT

Project: FORT SMITH, AR
Pace Project No.: 60174634

Lab ID	Sample ID	Method	Analysts	Analytes Reported	Laboratory
60174634001	**MW-33-201407**	EPA 8015 - Alcohol	PMS	1	PASI-D
		EPA 6010	SMW	2	PASI-K
		EPA 5030B/8260	PRG	38	PASI-K
		SM 2320B	CRT	3	PASI-K
		SM 3500-Fe B#4	TJG	1	PASI-K
		SM 4500-H+B	TJG	1	PASI-K
		SM 4500-S-2 D	JMC1	1	PASI-K
		EPA 300.0	OL	2	PASI-K
		EPA 350.1	AJM	1	PASI-K
		EPA 353.2	AJM	3	PASI-K
		SM 4500-CO2 D	TJG	1	PASI-K
		SM 5310C	JMC1	1	PASI-K
		SM 4500-P E	BAF	1	PASI-D
60174634002	**MW-32-201407**	EPA 8015 - Alcohol	PMS	1	PASI-D
		EPA 6010	SMW	2	PASI-K
		EPA 5030B/8260	PRG	38	PASI-K
		SM 2320B	CRT	3	PASI-K
		SM 3500-Fe B#4	TJG	1	PASI-K
		SM 4500-H+B	TJG	1	PASI-K
		SM 4500-S-2 D	JMC1	1	PASI-K
		EPA 300.0	OL	2	PASI-K
		EPA 350.1	AJM	1	PASI-K
		EPA 353.2	AJM	3	PASI-K
		SM 4500-CO2 D	TJG	1	PASI-K
		SM 5310C	JMC1	1	PASI-K
		SM 4500-P E	BAF	1	PASI-D
60174634003	**IW-76-201407**	EPA 8015 - Alcohol	PMS	1	PASI-D
		EPA 6010	SMW	2	PASI-K
		EPA 5030B/8260	PRG	38	PASI-K
		SM 2320B	CRT	3	PASI-K
		SM 3500-Fe B#4	TJG	1	PASI-K
		SM 4500-H+B	TJG	1	PASI-K
		SM 4500-S-2 D	JMC1	1	PASI-K
		EPA 300.0	OL	2	PASI-K
		EPA 350.1	AJM	1	PASI-K
		EPA 353.2	AJM	3	PASI-K
		SM 4500-CO2 D	TJG	1	PASI-K

This report shall not be reproduced, except in full,
without the written consent of Pace Analytical Services, Inc..

Pace Analytical Services, Inc.
9608 Loiret Blvd.
Lenexa, KS 66219
(913)599-5665

SAMPLE ANALYTE COUNT

Project: FORT SMITH, AR
Pace Project No.: 60174634

Lab ID	Sample ID	Method	Analysts	Analytes Reported	Laboratory
		SM 5310C	JMC1	1	PASI-K
		SM 4500-P E	BAF	1	PASI-D
60174634004	**MW-39-201407**	EPA 8015 - Alcohol	PMS	1	PASI-D
		EPA 6010	SMW	2	PASI-K
		EPA 5030B/8260	PRG	38	PASI-K
		SM 2320B	CRT	3	PASI-K
		SM 3500-Fe B#4	TJG	1	PASI-K
		SM 4500-H+B	TJG	1	PASI-K
		SM 4500-S-2 D	JMC1	1	PASI-K
		EPA 300.0	OL	2	PASI-K
		EPA 350.1	AJM	1	PASI-K
		EPA 353.2	AJM	3	PASI-K
		SM 4500-CO2 D	TJG	1	PASI-K
		SM 5310C	JMC1	1	PASI-K
		SM 4500-P E	BAF	1	PASI-D
60174634005	**MW-71-201407**	EPA 8015 - Alcohol	PMS	1	PASI-D
		EPA 6010	SMW	2	PASI-K
		EPA 5030B/8260	PRG	38	PASI-K
		SM 2320B	CRT	3	PASI-K
		SM 3500-Fe B#4	TJG	1	PASI-K
		SM 4500-H+B	TJG	1	PASI-K
		SM 4500-S-2 D	JMC1	1	PASI-K
		EPA 300.0	OL	2	PASI-K
		EPA 350.1	AJM	1	PASI-K
		EPA 353.2	AJM	3	PASI-K
		SM 4500-CO2 D	TJG	1	PASI-K
		SM 5310C	JMC1	1	PASI-K
		SM 4500-P E	BAF	1	PASI-D
60174634006	**RW-69R-201407**	EPA 8015 - Alcohol	PMS	1	PASI-D
		EPA 6010	SMW	2	PASI-K
		EPA 5030B/8260	PRG	38	PASI-K
		SM 2320B	CRT	3	PASI-K
		SM 3500-Fe B#4	TJG	1	PASI-K
		SM 4500-H+B	TJG	1	PASI-K
		SM 4500-S-2 D	JMC1	1	PASI-K
		EPA 300.0	OL	2	PASI-K
		EPA 350.1	AJM	1	PASI-K

This report shall not be reproduced, except in full,
without the written consent of Pace Analytical Services, Inc..

Pace Analytical Services, Inc.
9608 Loiret Blvd.
Lenexa, KS 66219
(913)599-5665

SAMPLE ANALYTE COUNT

Project: FORT SMITH, AR
Pace Project No.: 60174634

Lab ID	Sample ID	Method	Analysts	Analytes Reported	Laboratory
		EPA 353.2	AJM	3	PASI-K
		SM 4500-CO2 D	TJG	1	PASI-K
		SM 5310C	JMC1	1	PASI-K
		SM 4500-P E	BAF	1	PASI-D
60174634007	**IW-73-201407**	EPA 8015 - Alcohol	PMS	1	PASI-D
		EPA 6010	SMW	2	PASI-K
		EPA 5030B/8260	PRG	38	PASI-K
		SM 2320B	CRT	3	PASI-K
		SM 3500-Fe B#4	TJG	1	PASI-K
		SM 4500-H+B	TJG	1	PASI-K
		SM 4500-S-2 D	JMC1	1	PASI-K
		EPA 300.0	OL	2	PASI-K
		EPA 350.1	AJM	1	PASI-K
		EPA 353.2	AJM	3	PASI-K
		SM 4500-CO2 D	TJG	1	PASI-K
		SM 5310C	JMC1	1	PASI-K
		SM 4500-P E	BAF	1	PASI-D
60174634008	**MW-62-201407**	EPA 8015 - Alcohol	PMS	1	PASI-D
		EPA 6010	SMW	2	PASI-K
		EPA 5030B/8260	PRG	38	PASI-K
		SM 2320B	CRT	3	PASI-K
		SM 3500-Fe B#4	TJG	1	PASI-K
		SM 4500-H+B	TJG	1	PASI-K
		SM 4500-S-2 D	JMC1	1	PASI-K
		EPA 300.0	OL	2	PASI-K
		EPA 350.1	AJM	1	PASI-K
		EPA 353.2	AJM	3	PASI-K
		SM 4500-CO2 D	TJG	1	PASI-K
		SM 5310C	JMC1	1	PASI-K
		SM 4500-P E	BAF	1	PASI-D
60174634009	**MW-40-201407**	EPA 8015 - Alcohol	PMS	1	PASI-D
		EPA 6010	SMW	2	PASI-K
		EPA 5030B/8260	PRG	38	PASI-K
		SM 2320B	CRT	3	PASI-K
		SM 3500-Fe B#4	TJG	1	PASI-K
		SM 4500-H+B	TJG	1	PASI-K
		SM 4500-S-2 D	JMC1	1	PASI-K

This report shall not be reproduced, except in full,
without the written consent of Pace Analytical Services, Inc..

Pace Analytical Services, Inc.
9608 Loiret Blvd.
Lenexa, KS 66219
(913)599-5665

SAMPLE ANALYTE COUNT

Project: FORT SMITH, AR
Pace Project No.: 60174634

Lab ID	Sample ID	Method	Analysts	Analytes Reported	Laboratory
		EPA 300.0	OL	2	PASI-K
		EPA 350.1	AJM	1	PASI-K
		EPA 353.2	AJM	3	PASI-K
		SM 4500-CO2 D	TJG	1	PASI-K
		SM 5310C	JMC1	1	PASI-K
		SM 4500-P E	BAF	1	PASI-D
60174634010	**IW-72-201407**	EPA 8015 - Alcohol	PMS	1	PASI-D
		EPA 6010	SMW	2	PASI-K
		EPA 5030B/8260	PRG	38	PASI-K
		SM 2320B	CRT	3	PASI-K
		SM 3500-Fe B#4	TJG	1	PASI-K
		SM 4500-H+B	TJG	1	PASI-K
		SM 4500-S-2 D	JMC1	1	PASI-K
		EPA 300.0	OL	2	PASI-K
		EPA 350.1	AJM	1	PASI-K
		EPA 353.2	AJM	3	PASI-K
		SM 4500-CO2 D	TJG	1	PASI-K
		SM 5310C	JMC1	1	PASI-K
		SM 4500-P E	BAF	1	PASI-D
60174634011	**MW-46R-201407**	EPA 8015 - Alcohol	PMS	1	PASI-D
		EPA 6010	SMW	2	PASI-K
		EPA 5030B/8260	PRG	38	PASI-K
		SM 2320B	CRT	3	PASI-K
		SM 3500-Fe B#4	TJG	1	PASI-K
		SM 4500-H+B	TJG	1	PASI-K
		SM 4500-S-2 D	JMC1	1	PASI-K
		EPA 300.0	OL	2	PASI-K
		EPA 350.1	AJM	1	PASI-K
		EPA 353.2	AJM	3	PASI-K
		SM 4500-CO2 D	TJG	1	PASI-K
		SM 5310C	JMC1	1	PASI-K
		SM 4500-P E	BAF	1	PASI-D
60174634012	**MW-34-201407**	EPA 8015 - Alcohol	PMS	1	PASI-D
		EPA 6010	SMW	2	PASI-K
		EPA 5030B/8260	PRG	38	PASI-K
		SM 2320B	CRT	3	PASI-K
		SM 3500-Fe B#4	TJG	1	PASI-K

This report shall not be reproduced, except in full,
without the written consent of Pace Analytical Services, Inc..

Pace Analytical Services, Inc.
9608 Loiret Blvd.
Lenexa, KS 66219
(913)599-5665

SAMPLE ANALYTE COUNT

Project: FORT SMITH, AR
Pace Project No.: 60174634

Lab ID	Sample ID	Method	Analysts	Analytes Reported	Laboratory
		SM 4500-H+B	TJG	1	PASI-K
		SM 4500-S-2 D	JMC1	1	PASI-K
		EPA 300.0	OL	2	PASI-K
		EPA 350.1	AJM	1	PASI-K
		EPA 353.2	AJM	3	PASI-K
		SM 4500-CO2 D	TJG	1	PASI-K
		SM 5310C	JMC1	1	PASI-K
		SM 4500-P E	BAF	1	PASI-D
60174634013	**IW-77-201407**	EPA 8015 - Alcohol	PMS	1	PASI-D
		EPA 6010	SMW	2	PASI-K
		EPA 5030B/8260	PRG	38	PASI-K
		SM 2320B	CRT	3	PASI-K
		SM 3500-Fe B#4	TJG	1	PASI-K
		SM 4500-H+B	TJG	1	PASI-K
		SM 4500-S-2 D	JMC1	1	PASI-K
		EPA 300.0	OL	2	PASI-K
		EPA 350.1	AJM	1	PASI-K
		EPA 353.2	AJM	3	PASI-K
		SM 4500-CO2 D	TJG	1	PASI-K
		SM 5310C	JMC1	1	PASI-K
		SM 4500-P E	BAF	1	PASI-D
60174634014	**MW-36-201407**	EPA 8015 - Alcohol	PMS	1	PASI-D
		EPA 6010	SMW	2	PASI-K
		EPA 5030B/8260	PRG	38	PASI-K
		SM 2320B	CRT	3	PASI-K
		SM 3500-Fe B#4	TJG	1	PASI-K
		SM 4500-H+B	TJG	1	PASI-K
		SM 4500-S-2 D	JMC1	1	PASI-K
		EPA 300.0	OL	2	PASI-K
		EPA 350.1	AJM	1	PASI-K
		EPA 353.2	AJM	3	PASI-K
		SM 4500-CO2 D	TJG	1	PASI-K
		SM 5310C	JMC1	1	PASI-K
		SM 4500-P E	BAF	1	PASI-D
60174634015	**MW-57-201407**	EPA 8015 - Alcohol	PMS	1	PASI-D
		EPA 6010	SMW	2	PASI-K
		EPA 5030B/8260	PRG	38	PASI-K

This report shall not be reproduced, except in full,
without the written consent of Pace Analytical Services, Inc..

Pace Analytical Services, Inc.
9608 Loiret Blvd.
Lenexa, KS 66219
(913)599-5665

SAMPLE ANALYTE COUNT

Project: FORT SMITH, AR
Pace Project No.: 60174634

Lab ID	Sample ID	Method	Analysts	Analytes Reported	Laboratory
		SM 2320B	CRT	3	PASI-K
		SM 3500-Fe B#4	TJG	1	PASI-K
		SM 4500-H+B	TJG	1	PASI-K
		SM 4500-S-2 D	JMC1	1	PASI-K
		EPA 300.0	OL	2	PASI-K
		EPA 350.1	AJM	1	PASI-K
		EPA 353.2	AJM	3	PASI-K
		SM 4500-CO2 D	TJG	1	PASI-K
		SM 5310C	JMC1	1	PASI-K
		SM 4500-P E	BAF	1	PASI-D
60174634016	**MW-56-201407**	EPA 8015 - Alcohol	PMS	1	PASI-D
		EPA 6010	SMW	2	PASI-K
		EPA 5030B/8260	PRG	38	PASI-K
		SM 2320B	CRT	3	PASI-K
		SM 3500-Fe B#4	TJG	1	PASI-K
		SM 4500-H+B	TJG	1	PASI-K
		SM 4500-S-2 D	JMC1	1	PASI-K
		EPA 300.0	OL	2	PASI-K
		EPA 350.1	AJM	1	PASI-K
		EPA 353.2	AJM	3	PASI-K
		SM 4500-CO2 D	TJG	1	PASI-K
		SM 5310C	JMC1	1	PASI-K
		SM 4500-P E	BAF	1	PASI-D
60174634017	**MW-58-201407**	EPA 8015 - Alcohol	PMS	1	PASI-D
		EPA 6010	SMW	2	PASI-K
		EPA 5030B/8260	PRG	38	PASI-K
		SM 2320B	CRT	3	PASI-K
		SM 3500-Fe B#4	TJG	1	PASI-K
		SM 4500-H+B	TJG	1	PASI-K
		SM 4500-S-2 D	JMC1	1	PASI-K
		EPA 300.0	OL	2	PASI-K
		EPA 350.1	AJM	1	PASI-K
		EPA 353.2	AJM	3	PASI-K
		SM 4500-CO2 D	TJG	1	PASI-K
		SM 5310C	JMC1	1	PASI-K
		SM 4500-P E	BAF	1	PASI-D
60174634018	**IW-74-201407**	EPA 8015 - Alcohol	PMS	1	PASI-D

This report shall not be reproduced, except in full,
without the written consent of Pace Analytical Services, Inc..

Pace Analytical Services, Inc.
9608 Loiret Blvd.
Lenexa, KS 66219
(913)599-5665

SAMPLE ANALYTE COUNT

Project: FORT SMITH, AR
Pace Project No.: 60174634

Lab ID	Sample ID	Method	Analysts	Analytes Reported	Laboratory
		EPA 6010	SMW	2	PASI-K
		EPA 5030B/8260	PRG	38	PASI-K
		SM 2320B	CRT	3	PASI-K
		SM 3500-Fe B#4	TJG	1	PASI-K
		SM 4500-H+B	TJG	1	PASI-K
		SM 4500-S-2 D	JMC1	1	PASI-K
		EPA 300.0	OL	2	PASI-K
		EPA 350.1	AJM	1	PASI-K
		EPA 353.2	AJM	3	PASI-K
		SM 4500-CO2 D	TJG	1	PASI-K
		SM 5310C	JMC1	1	PASI-K
		SM 4500-P E	BAF	1	PASI-D
60174634019	**MW-68-201407**	EPA 6010	SMW	2	PASI-K
		EPA 5030B/8260	PRG	38	PASI-K
		SM 2320B	CRT	3	PASI-K
		SM 3500-Fe B#4	TJG	1	PASI-K
		SM 4500-H+B	TJG	1	PASI-K
		SM 4500-S-2 D	JMC1	1	PASI-K
		EPA 300.0	OL	2	PASI-K
		EPA 350.1	AJM	1	PASI-K
		EPA 353.2	AJM	3	PASI-K
		SM 4500-CO2 D	TJG	1	PASI-K
		SM 5310C	JMC1	1	PASI-K
		SM 4500-P E	BAF	1	PASI-D
60174634020	**TB1-20140729**	EPA 5030B/8260	PRG	38	PASI-K
60174634021	**TB2-20140729**	EPA 5030B/8260	PRG	38	PASI-K
60174634022	**TB3-20140729**	EPA 5030B/8260	PRG	38	PASI-K
60174634023	**TB4-20140729**	EPA 5030B/8260	PRG	38	PASI-K
60174634024	**TB5-20140729**	EPA 5030B/8260	PRG	38	PASI-K

This report shall not be reproduced, except in full,
without the written consent of Pace Analytical Services, Inc..

Pace Analytical Services, Inc.
9608 Loiret Blvd.
Lenexa, KS 66219
(913)599-5665

PROJECT NARRATIVE

Project: FORT SMITH, AR
Pace Project No.: 60174634

Method: **EPA 8015 - Alcohol**
Description: Alcohol by Direct Inject GCFID
Client: Environ_AR
Date: August 14, 2014

General Information:
18 samples were analyzed for EPA 8015 - Alcohol. All samples were received in acceptable condition with any exceptions noted below.

Hold Time:
The samples were analyzed within the method required hold times with any exceptions noted below.

Initial Calibrations (including MS Tune as applicable):
All criteria were within method requirements with any exceptions noted below.

Continuing Calibration:
All criteria were within method requirements with any exceptions noted below.

Surrogates:
All surrogates were within QC limits with any exceptions noted below.

Method Blank:
All analytes were below the report limit in the method blank, where applicable, with any exceptions noted below.

Laboratory Control Spike:
All laboratory control spike compounds were within QC limits with any exceptions noted below.

Matrix Spikes:
All percent recoveries and relative percent differences (RPDs) were within acceptance criteria with any exceptions noted below.

Additional Comments:

Containers for chloroethanol samples 009, 010, 011, 016, 017, 018, and 019 were received outside of EPA recommended temperature specification. The cooler was delayed due to weather conditions and arrived at the lab with all ice melted.

60174634009	**MW-40-201407**
60174634010	**IW-72-201407**
60174634011	**MW-46R-201407**
60174634016	**MW-56-201407**
60174634017	**MW-58-201407**
60174634018	**IW-74-201407**
60174634019	**MW-68-201407**

This report shall not be reproduced, except in full,
without the written consent of Pace Analytical Services, Inc..

Pace Analytical Services, Inc.
9608 Loiret Blvd.
Lenexa, KS 66219
(913)599-5665

PROJECT NARRATIVE

Project: FORT SMITH, AR
Pace Project No.: 60174634

Method: **EPA 6010**
Description: 6010 MET ICP
Client: Environ_AR
Date: August 14, 2014

General Information:
19 samples were analyzed for EPA 6010. All samples were received in acceptable condition with any exceptions noted below.

Hold Time:
The samples were analyzed within the method required hold times with any exceptions noted below.

Sample Preparation:
The samples were prepared in accordance with EPA 3010 with any exceptions noted below.

Initial Calibrations (including MS Tune as applicable):
All criteria were within method requirements with any exceptions noted below.

Continuing Calibration:
All criteria were within method requirements with any exceptions noted below.

Method Blank:
All analytes were below the report limit in the method blank, where applicable, with any exceptions noted below.

Laboratory Control Spike:
All laboratory control spike compounds were within QC limits with any exceptions noted below.

Matrix Spikes:
All percent recoveries and relative percent differences (RPDs) were within acceptance criteria with any exceptions noted below.

Additional Comments:

This report shall not be reproduced, except in full,
without the written consent of Pace Analytical Services, Inc..

Pace Analytical Services, Inc.
9608 Loiret Blvd.
Lenexa, KS 66219
(913)599-5665

PROJECT NARRATIVE

Project: FORT SMITH, AR
Pace Project No.: 60174634

Method: **EPA 5030B/8260**
Description: 8260 MSV
Client: Environ_AR
Date: August 14, 2014

General Information:
24 samples were analyzed for EPA 5030B/8260. All samples were received in acceptable condition with any exceptions noted below.

Hold Time:
The samples were analyzed within the method required hold times with any exceptions noted below.

Initial Calibrations (including MS Tune as applicable):
All criteria were within method requirements with any exceptions noted below.

Continuing Calibration:
All criteria were within method requirements with any exceptions noted below.

Internal Standards:
All internal standards were within QC limits with any exceptions noted below.

Surrogates:
All surrogates were within QC limits with any exceptions noted below.

QC Batch: MSV/63347

S0: Surrogate recovery outside laboratory control limits.

- MSD (Lab ID: 1423795)
  - Toluene-d8 (S)

S2: Surrogate recovery outside laboratory control limits due to matrix interferences (confirmed by similar results from sample re-analysis).

- IW-76-201407 (Lab ID: 60174634003)
  - Toluene-d8 (S)

Method Blank:
All analytes were below the report limit in the method blank, where applicable, with any exceptions noted below.

Laboratory Control Spike:
All laboratory control spike compounds were within QC limits with any exceptions noted below.

Matrix Spikes:
All percent recoveries and relative percent differences (RPDs) were within acceptance criteria with any exceptions noted below.

QC Batch: MSV/63321

A matrix spike/matrix spike duplicate was not performed due to insufficient sample volume.

QC Batch: MSV/63346

A matrix spike/matrix spike duplicate was not performed due to insufficient sample volume.

QC Batch: MSV/63347

A matrix spike/matrix spike duplicate was not performed due to insufficient sample volume.

This report shall not be reproduced, except in full,
without the written consent of Pace Analytical Services, Inc..

Pace Analytical Services, Inc.
9608 Loiret Blvd.
Lenexa, KS 66219
(913)599-5665

PROJECT NARRATIVE

Project: FORT SMITH, AR
Pace Project No.: 60174634

Method: **EPA 5030B/8260**
Description: 8260 MSV
Client: Environ_AR
Date: August 14, 2014

QC Batch: MSV/63362

A matrix spike/matrix spike duplicate was not performed due to insufficient sample volume.

QC Batch: MSV/63363

A matrix spike/matrix spike duplicate was not performed due to insufficient sample volume.

Additional Comments:

This report shall not be reproduced, except in full,
without the written consent of Pace Analytical Services, Inc..

Pace Analytical Services, Inc.
9608 Loiret Blvd.
Lenexa, KS 66219
(913)599-5665

PROJECT NARRATIVE

Project: FORT SMITH, AR
Pace Project No.: 60174634

Method: **SM 2320B**
Description: 2320B Alkalinity
Client: Environ_AR
Date: August 14, 2014

General Information:
19 samples were analyzed for SM 2320B. All samples were received in acceptable condition with any exceptions noted below.

Hold Time:
The samples were analyzed within the method required hold times with any exceptions noted below.

Method Blank:
All analytes were below the report limit in the method blank, where applicable, with any exceptions noted below.

Laboratory Control Spike:
All laboratory control spike compounds were within QC limits with any exceptions noted below.

Matrix Spikes:
All percent recoveries and relative percent differences (RPDs) were within acceptance criteria with any exceptions noted below.

Duplicate Sample:
All duplicate sample results were within method acceptance criteria with any exceptions noted below.

Additional Comments:

This report shall not be reproduced, except in full,
without the written consent of Pace Analytical Services, Inc..

Pace Analytical Services, Inc.
9608 Loiret Blvd.
Lenexa, KS 66219
(913)599-5665

PROJECT NARRATIVE

Project: FORT SMITH, AR
Pace Project No.: 60174634

Method: **SM 3500-Fe B#4**
Description: Iron, Ferric (Calculation)
Client: Environ_AR
Date: August 14, 2014

General Information:
19 samples were analyzed for SM 3500-Fe B#4. All samples were received in acceptable condition with any exceptions noted below.

Hold Time:
The samples were analyzed within the method required hold times with any exceptions noted below.

Method Blank:
All analytes were below the report limit in the method blank, where applicable, with any exceptions noted below.

Laboratory Control Spike:
All laboratory control spike compounds were within QC limits with any exceptions noted below.

Matrix Spikes:
All percent recoveries and relative percent differences (RPDs) were within acceptance criteria with any exceptions noted below.

Additional Comments:

This report shall not be reproduced, except in full,
without the written consent of Pace Analytical Services, Inc..

Pace Analytical Services, Inc.
9608 Loiret Blvd.
Lenexa, KS 66219
(913)599-5665

PROJECT NARRATIVE

Project: FORT SMITH, AR
Pace Project No.: 60174634

Method: **SM 4500-H+B**
Description: 4500H+ pH, Electrometric
Client: Environ_AR
Date: August 14, 2014

General Information:
19 samples were analyzed for SM 4500-H+B. All samples were received in acceptable condition with any exceptions noted below.

Hold Time:
The samples were analyzed within the method required hold times with any exceptions noted below.

H6: Analysis initiated outside of the 15 minute EPA recommended holding time.
- IW-72-201407 (Lab ID: 60174634010)
- IW-73-201407 (Lab ID: 60174634007)
- IW-74-201407 (Lab ID: 60174634018)
- IW-76-201407 (Lab ID: 60174634003)
- IW-77-201407 (Lab ID: 60174634013)
- MW-32-201407 (Lab ID: 60174634002)
- MW-33-201407 (Lab ID: 60174634001)
- MW-34-201407 (Lab ID: 60174634012)
- MW-36-201407 (Lab ID: 60174634014)
- MW-39-201407 (Lab ID: 60174634004)
- MW-40-201407 (Lab ID: 60174634009)
- MW-46R-201407 (Lab ID: 60174634011)
- MW-56-201407 (Lab ID: 60174634016)
- MW-57-201407 (Lab ID: 60174634015)
- MW-58-201407 (Lab ID: 60174634017)
- MW-62-201407 (Lab ID: 60174634008)
- MW-68-201407 (Lab ID: 60174634019)
- MW-71-201407 (Lab ID: 60174634005)
- RW-69R-201407 (Lab ID: 60174634006)

Method Blank:
All analytes were below the report limit in the method blank, where applicable, with any exceptions noted below.

Laboratory Control Spike:
All laboratory control spike compounds were within QC limits with any exceptions noted below.

Matrix Spikes:
All percent recoveries and relative percent differences (RPDs) were within acceptance criteria with any exceptions noted below.

Additional Comments:

Analyte Comments:

QC Batch: WET/49539

1e: Field pH
- IW-72-201407 (Lab ID: 60174634010)
  - pH at 25 Degrees C
- IW-73-201407 (Lab ID: 60174634007)
  - pH at 25 Degrees C

This report shall not be reproduced, except in full,
without the written consent of Pace Analytical Services, Inc..

Pace Analytical Services, Inc.
9608 Loiret Blvd.
Lenexa, KS 66219
(913)599-5665

PROJECT NARRATIVE

Project: FORT SMITH, AR
Pace Project No.: 60174634

Method: **SM 4500-H+B**
Description: 4500H+ pH, Electrometric
Client: Environ_AR
Date: August 14, 2014

Analyte Comments:

QC Batch: WET/49539

1e: Field pH

- IW-74-201407 (Lab ID: 60174634018)
  - pH at 25 Degrees C
- IW-76-201407 (Lab ID: 60174634003)
  - pH at 25 Degrees C
- IW-77-201407 (Lab ID: 60174634013)
  - pH at 25 Degrees C
- MW-32-201407 (Lab ID: 60174634002)
  - pH at 25 Degrees C
- MW-33-201407 (Lab ID: 60174634001)
  - pH at 25 Degrees C
- MW-34-201407 (Lab ID: 60174634012)
  - pH at 25 Degrees C
- MW-36-201407 (Lab ID: 60174634014)
  - pH at 25 Degrees C
- MW-39-201407 (Lab ID: 60174634004)
  - pH at 25 Degrees C
- MW-40-201407 (Lab ID: 60174634009)
  - pH at 25 Degrees C
- MW-46R-201407 (Lab ID: 60174634011)
  - pH at 25 Degrees C
- MW-56-201407 (Lab ID: 60174634016)
  - pH at 25 Degrees C
- MW-57-201407 (Lab ID: 60174634015)
  - pH at 25 Degrees C
- MW-58-201407 (Lab ID: 60174634017)
  - pH at 25 Degrees C
- MW-62-201407 (Lab ID: 60174634008)
  - pH at 25 Degrees C
- MW-68-201407 (Lab ID: 60174634019)
  - pH at 25 Degrees C
- MW-71-201407 (Lab ID: 60174634005)
  - pH at 25 Degrees C
- RW-69R-201407 (Lab ID: 60174634006)
  - pH at 25 Degrees C

This report shall not be reproduced, except in full,
without the written consent of Pace Analytical Services, Inc..

Pace Analytical Services, Inc.
9608 Loiret Blvd.
Lenexa, KS 66219
(913)599-5665

PROJECT NARRATIVE

Project: FORT SMITH, AR
Pace Project No.: 60174634

Method: **SM 4500-S-2 D**
Description: 4500S2D Sulfide, Total
Client: Environ_AR
Date: August 14, 2014

General Information:
19 samples were analyzed for SM 4500-S-2 D. All samples were received in acceptable condition with any exceptions noted below.

Hold Time:
The samples were analyzed within the method required hold times with any exceptions noted below.

Method Blank:
All analytes were below the report limit in the method blank, where applicable, with any exceptions noted below.

Laboratory Control Spike:
All laboratory control spike compounds were within QC limits with any exceptions noted below.

Matrix Spikes:
All percent recoveries and relative percent differences (RPDs) were within acceptance criteria with any exceptions noted below.

QC Batch: WET/49400

A matrix spike and/or matrix spike duplicate (MS/MSD) were performed on the following sample(s): 60174634019

M1: Matrix spike recovery exceeded QC limits. Batch accepted based on laboratory control sample (LCS) recovery.

- MS (Lab ID: 1420241)
  - Sulfide, Total

Duplicate Sample:
All duplicate sample results were within method acceptance criteria with any exceptions noted below.

Additional Comments:

This report shall not be reproduced, except in full,
without the written consent of Pace Analytical Services, Inc..

Pace Analytical Services, Inc.
9608 Loiret Blvd.
Lenexa, KS 66219
(913)599-5665

PROJECT NARRATIVE

Project: FORT SMITH, AR
Pace Project No.: 60174634

Method: **EPA 300.0**
Description: 300.0 IC Anions 28 Days
Client: Environ_AR
Date: August 14, 2014

General Information:
19 samples were analyzed for EPA 300.0. All samples were received in acceptable condition with any exceptions noted below.

Hold Time:
The samples were analyzed within the method required hold times with any exceptions noted below.

Initial Calibrations (including MS Tune as applicable):
All criteria were within method requirements with any exceptions noted below.

Continuing Calibration:
All criteria were within method requirements with any exceptions noted below.

Method Blank:
All analytes were below the report limit in the method blank, where applicable, with any exceptions noted below.

Laboratory Control Spike:
All laboratory control spike compounds were within QC limits with any exceptions noted below.

Matrix Spikes:
All percent recoveries and relative percent differences (RPDs) were within acceptance criteria with any exceptions noted below.

Additional Comments:

This report shall not be reproduced, except in full,
without the written consent of Pace Analytical Services, Inc..

Pace Analytical Services, Inc.
9608 Loiret Blvd.
Lenexa, KS 66219
(913)599-5665

PROJECT NARRATIVE

Project: FORT SMITH, AR
Pace Project No.: 60174634

Method: **EPA 350.1**
Description: 350.1 Ammonia
Client: Environ_AR
Date: August 14, 2014

General Information:
19 samples were analyzed for EPA 350.1. All samples were received in acceptable condition with any exceptions noted below.

Hold Time:
The samples were analyzed within the method required hold times with any exceptions noted below.

Initial Calibrations (including MS Tune as applicable):
All criteria were within method requirements with any exceptions noted below.

Continuing Calibration:
All criteria were within method requirements with any exceptions noted below.

Method Blank:
All analytes were below the report limit in the method blank, where applicable, with any exceptions noted below.

Laboratory Control Spike:
All laboratory control spike compounds were within QC limits with any exceptions noted below.

Matrix Spikes:
All percent recoveries and relative percent differences (RPDs) were within acceptance criteria with any exceptions noted below.

QC Batch: WETA/30448

A matrix spike and/or matrix spike duplicate (MS/MSD) were performed on the following sample(s): 60174576005,60174593006

M1: Matrix spike recovery exceeded QC limits. Batch accepted based on laboratory control sample (LCS) recovery.

- MS (Lab ID: 1418432)
  - Nitrogen, Ammonia
- MS (Lab ID: 1418433)
  - Nitrogen, Ammonia

QC Batch: WETA/30449

A matrix spike and/or matrix spike duplicate (MS/MSD) were performed on the following sample(s): 60174634019,60174636008

M1: Matrix spike recovery exceeded QC limits. Batch accepted based on laboratory control sample (LCS) recovery.

- MS (Lab ID: 1418437)
  - Nitrogen, Ammonia

Duplicate Sample:
All duplicate sample results were within method acceptance criteria with any exceptions noted below.

Additional Comments:

This report shall not be reproduced, except in full,
without the written consent of Pace Analytical Services, Inc..

Pace Analytical Services, Inc.
9608 Loiret Blvd.
Lenexa, KS 66219
(913)599-5665

PROJECT NARRATIVE

Project: FORT SMITH, AR
Pace Project No.: 60174634

Method: **EPA 353.2**
Description: 353.2 Nitrogen, NO2/NO3 unpres
Client: Environ_AR
Date: August 14, 2014

General Information:
19 samples were analyzed for EPA 353.2. All samples were received in acceptable condition with any exceptions noted below.

Hold Time:
The samples were analyzed within the method required hold times with any exceptions noted below.

Initial Calibrations (including MS Tune as applicable):
All criteria were within method requirements with any exceptions noted below.

Continuing Calibration:
All criteria were within method requirements with any exceptions noted below.

Method Blank:
All analytes were below the report limit in the method blank, where applicable, with any exceptions noted below.

Laboratory Control Spike:
All laboratory control spike compounds were within QC limits with any exceptions noted below.

Matrix Spikes:
All percent recoveries and relative percent differences (RPDs) were within acceptance criteria with any exceptions noted below.

QC Batch: WETA/30437

A matrix spike and/or matrix spike duplicate (MS/MSD) were performed on the following sample(s): 60174593003,60174634004

M1: Matrix spike recovery exceeded QC limits. Batch accepted based on laboratory control sample (LCS) recovery.

- MS (Lab ID: 1418052)
  - Nitrogen, NO2 plus NO3
  - Nitrogen, Nitrate

QC Batch: WETA/30438

A matrix spike and/or matrix spike duplicate (MS/MSD) were performed on the following sample(s): 60174634019,60174640001

M1: Matrix spike recovery exceeded QC limits. Batch accepted based on laboratory control sample (LCS) recovery.

- MS (Lab ID: 1418066)
  - Nitrogen, NO2 plus NO3
  - Nitrogen, Nitrate
  - Nitrogen, Nitrite

Duplicate Sample:
All duplicate sample results were within method acceptance criteria with any exceptions noted below.

Additional Comments:

This report shall not be reproduced, except in full,
without the written consent of Pace Analytical Services, Inc..

Pace Analytical Services, Inc.
9608 Loiret Blvd.
Lenexa, KS 66219
(913)599-5665

PROJECT NARRATIVE

Project: FORT SMITH, AR
Pace Project No.: 60174634

Method: **SM 4500-CO2 D**
Description: Total Carbon Dioxide Calc
Client: Environ_AR
Date: August 14, 2014

General Information:
19 samples were analyzed for SM 4500-CO2 D. All samples were received in acceptable condition with any exceptions noted below.

Hold Time:
The samples were analyzed within the method required hold times with any exceptions noted below.

Initial Calibrations (including MS Tune as applicable):
All criteria were within method requirements with any exceptions noted below.

Continuing Calibration:
All criteria were within method requirements with any exceptions noted below.

Method Blank:
All analytes were below the report limit in the method blank, where applicable, with any exceptions noted below.

Laboratory Control Spike:
All laboratory control spike compounds were within QC limits with any exceptions noted below.

Matrix Spikes:
All percent recoveries and relative percent differences (RPDs) were within acceptance criteria with any exceptions noted below.

Additional Comments:

This report shall not be reproduced, except in full,
without the written consent of Pace Analytical Services, Inc..

Pace Analytical Services, Inc.
9608 Loiret Blvd.
Lenexa, KS 66219
(913)599-5665

PROJECT NARRATIVE

Project: FORT SMITH, AR
Pace Project No.: 60174634

Method: **SM 5310C**
Description: 5310C TOC
Client: Environ_AR
Date: August 14, 2014

General Information:
19 samples were analyzed for SM 5310C. All samples were received in acceptable condition with any exceptions noted below.

Hold Time:
The samples were analyzed within the method required hold times with any exceptions noted below.

Initial Calibrations (including MS Tune as applicable):
All criteria were within method requirements with any exceptions noted below.

Continuing Calibration:
All criteria were within method requirements with any exceptions noted below.

Method Blank:
All analytes were below the report limit in the method blank, where applicable, with any exceptions noted below.

Laboratory Control Spike:
All laboratory control spike compounds were within QC limits with any exceptions noted below.

Matrix Spikes:
All percent recoveries and relative percent differences (RPDs) were within acceptance criteria with any exceptions noted below.

QC Batch: WETA/30541

A matrix spike and/or matrix spike duplicate (MS/MSD) were performed on the following sample(s): 60174634003

M1: Matrix spike recovery exceeded QC limits. Batch accepted based on laboratory control sample (LCS) recovery.

- MS (Lab ID: 1422320)
  - Total Organic Carbon

QC Batch: WETA/30560

A matrix spike and/or matrix spike duplicate (MS/MSD) were performed on the following sample(s): 60174634019

M1: Matrix spike recovery exceeded QC limits. Batch accepted based on laboratory control sample (LCS) recovery.

- MS (Lab ID: 1423331)
  - Total Organic Carbon

Duplicate Sample:
All duplicate sample results were within method acceptance criteria with any exceptions noted below.

Additional Comments:

This report shall not be reproduced, except in full,
without the written consent of Pace Analytical Services, Inc..

Pace Analytical Services, Inc.
9608 Loiret Blvd.
Lenexa, KS 66219
(913)599-5665

PROJECT NARRATIVE

Project: FORT SMITH, AR
Pace Project No.: 60174634

Method: **SM 4500-P E**
Description: SM4500P-E, Total Phosphorus
Client: Environ_AR
Date: August 14, 2014

General Information:
19 samples were analyzed for SM 4500-P E. All samples were received in acceptable condition with any exceptions noted below.

Hold Time:
The samples were analyzed within the method required hold times with any exceptions noted below.

Sample Preparation:
The samples were prepared in accordance with SM4500-P B with any exceptions noted below.

Initial Calibrations (including MS Tune as applicable):
All criteria were within method requirements with any exceptions noted below.

Continuing Calibration:
All criteria were within method requirements with any exceptions noted below.

Method Blank:
All analytes were below the report limit in the method blank, where applicable, with any exceptions noted below.

Laboratory Control Spike:
All laboratory control spike compounds were within QC limits with any exceptions noted below.

Matrix Spikes:
All percent recoveries and relative percent differences (RPDs) were within acceptance criteria with any exceptions noted below.

Additional Comments:

This data package has been reviewed for quality and completeness and is approved for release.

This report shall not be reproduced, except in full,
without the written consent of Pace Analytical Services, Inc..

Pace Analytical Services, Inc.
9608 Loiret Blvd.
Lenexa, KS 66219
(913)599-5665

ANALYTICAL RESULTS

Project: FORT SMITH, AR
Pace Project No.: 60174634

Sample: MW-33-201407 **Lab ID: 60174634001** Collected: 07/29/14 15:20 Received: 07/30/14 08:30 Matrix: Water

Parameters	Results	Units	Report Limit	MDL	DF	Prepared	Analyzed	CAS No.	Qual
Alcohol by Direct Inject GCFID	Analytical Method: EPA 8015 - Alcohol								
2-Chloroethanol	ND	ug/L	10000	1190	1		08/01/14 19:52	107-07-3	
6010 MET ICP	Analytical Method: EPA 6010 Preparation Method: EPA 3010								
Iron	**66.8**	ug/L	50.0	24.0	1	07/31/14 12:00	08/06/14 16:29	7439-89-6	
Manganese	**109**	ug/L	5.0	2.5	1	07/31/14 12:00	08/06/14 16:29	7439-96-5	
8260 MSV	Analytical Method: EPA 5030B/8260								
Acetone	ND	ug/L	10.0	5.0	1		08/02/14 07:21	67-64-1	
Benzene	ND	ug/L	5.0	0.50	1		08/02/14 07:21	71-43-2	
Bromodichloromethane	ND	ug/L	5.0	0.50	1		08/02/14 07:21	75-27-4	
Bromoform	ND	ug/L	5.0	0.50	1		08/02/14 07:21	75-25-2	
Bromomethane	ND	ug/L	7.0	2.5	1		08/02/14 07:21	74-83-9	
2-Butanone (MEK)	ND	ug/L	10.0	5.0	1		08/02/14 07:21	78-93-3	
Carbon disulfide	ND	ug/L	10.0	2.5	1		08/02/14 07:21	75-15-0	
Carbon tetrachloride	ND	ug/L	5.0	0.50	1		08/02/14 07:21	56-23-5	
Chlorobenzene	ND	ug/L	5.0	0.50	1		08/02/14 07:21	108-90-7	
Chloroethane	ND	ug/L	10.0	0.50	1		08/02/14 07:21	75-00-3	
Chloroform	ND	ug/L	5.0	0.50	1		08/02/14 07:21	67-66-3	
Chloromethane	ND	ug/L	10.0	0.50	1		08/02/14 07:21	74-87-3	
Dibromochloromethane	ND	ug/L	5.0	0.50	1		08/02/14 07:21	124-48-1	
1,1-Dichloroethane	ND	ug/L	2.4	0.50	1		08/02/14 07:21	75-34-3	
1,2-Dichloroethane	ND	ug/L	5.0	0.50	1		08/02/14 07:21	107-06-2	
1,1-Dichloroethene	**2.1J**	ug/L	5.0	0.50	1		08/02/14 07:21	75-35-4	
cis-1,2-Dichloroethene	**20.8**	ug/L	5.0	0.50	1		08/02/14 07:21	156-59-2	
trans-1,2-Dichloroethene	ND	ug/L	5.0	0.50	1		08/02/14 07:21	156-60-5	
1,2-Dichloropropane	ND	ug/L	5.0	0.50	1		08/02/14 07:21	78-87-5	
cis-1,3-Dichloropropene	ND	ug/L	1.0	0.50	1		08/02/14 07:21	10061-01-5	
trans-1,3-Dichloropropene	ND	ug/L	1.0	0.50	1		08/02/14 07:21	10061-02-6	
Ethylbenzene	ND	ug/L	5.0	0.50	1		08/02/14 07:21	100-41-4	
2-Hexanone	ND	ug/L	10.0	5.0	1		08/02/14 07:21	591-78-6	
Methylene chloride	ND	ug/L	5.0	0.50	1		08/02/14 07:21	75-09-2	
4-Methyl-2-pentanone (MIBK)	ND	ug/L	10.0	2.5	1		08/02/14 07:21	108-10-1	
Styrene	ND	ug/L	5.0	0.50	1		08/02/14 07:21	100-42-5	
1,1,2,2-Tetrachloroethane	ND	ug/L	1.0	0.50	1		08/02/14 07:21	79-34-5	
Tetrachloroethene	ND	ug/L	5.0	0.50	1		08/02/14 07:21	127-18-4	
Toluene	ND	ug/L	5.0	0.50	1		08/02/14 07:21	108-88-3	
1,1,1-Trichloroethane	ND	ug/L	5.0	0.50	1		08/02/14 07:21	71-55-6	
1,1,2-Trichloroethane	ND	ug/L	5.0	0.50	1		08/02/14 07:21	79-00-5	
Trichloroethene	**1600**	ug/L	50.0	5.0	10		08/02/14 07:35	79-01-6	
Vinyl chloride	**0.59J**	ug/L	2.0	0.50	1		08/02/14 07:21	75-01-4	
Xylene (Total)	ND	ug/L	5.0	1.5	1		08/02/14 07:21	1330-20-7	
Surrogates									
4-Bromofluorobenzene (S)	97	%	80-120		1		08/02/14 07:21	460-00-4	
1,2-Dichloroethane-d4 (S)	98	%	80-120		1		08/02/14 07:21	17060-07-0	
Toluene-d8 (S)	101	%	80-120		1		08/02/14 07:21	2037-26-5	
Preservation pH	**1.0**		0.10	0.10	1		08/02/14 07:21		

This report shall not be reproduced, except in full,
without the written consent of Pace Analytical Services, Inc..

Pace Analytical Services, Inc.
9608 Loiret Blvd.
Lenexa, KS 66219
(913)599-5665

ANALYTICAL RESULTS

Project: FORT SMITH, AR
Pace Project No.: 60174634

Sample: MW-33-201407 **Lab ID: 60174634001** Collected: 07/29/14 15:20 Received: 07/30/14 08:30 Matrix: Water

Parameters	Results	Units	Report Limit	MDL	DF	Prepared	Analyzed	CAS No.	Qual
2320B Alkalinity	Analytical Method: SM 2320B								
Alkalinity,Bicarbonate (CaCO3)	**13.6J**	mg/L	20.0	1.9	1		08/08/14 08:48		
Alkalinity, Carbonate (CaCO3)	ND	mg/L	20.0	1.9	1		08/08/14 08:48		
Alkalinity, Total as CaCO3	**13.6J**	mg/L	20.0	1.9	1		08/08/14 08:48		
Iron, Ferric (Calculation)	Analytical Method: SM 3500-Fe B#4								
Iron, Ferric	**0.069J**	mg/L	0.20		1		08/11/14 00:00	7439-89-6	
4500H+ pH, Electrometric	Analytical Method: SM 4500-H+B								
pH at 25 Degrees C	**5.0**	Std. Units	0.10	0.10	1		08/12/14 00:00		1e,H6
4500S2D Sulfide, Total	Analytical Method: SM 4500-S-2 D								
Sulfide, Total	ND	mg/L	0.050	0.0096	1		08/04/14 14:42	18496-25-8	
300.0 IC Anions 28 Days	Analytical Method: EPA 300.0								
Chloride	**194**	mg/L	10.0	0.62	10		07/31/14 18:38	16887-00-6	
Sulfate	**4.7**	mg/L	1.0	0.098	1		08/01/14 14:37	14808-79-8	
350.1 Ammonia	Analytical Method: EPA 350.1								
Nitrogen, Ammonia	ND	mg/L	0.10	0.014	1		07/31/14 09:40	7664-41-7	
353.2 Nitrogen, NO2/NO3 unpres	Analytical Method: EPA 353.2								
Nitrogen, Nitrate	**2.0**	mg/L	0.10	0.031	1		07/30/14 15:35		
Nitrogen, Nitrite	ND	mg/L	0.10	0.031	1		07/30/14 15:35		
Nitrogen, NO2 plus NO3	**2.0**	mg/L	0.10	0.013	1		07/30/14 15:35		
Total Carbon Dioxide Calc	Analytical Method: SM 4500-CO2 D								
Carbon Dioxide Calculation	**0.0**	mg/L			1		08/12/14 00:00		
5310C TOC	Analytical Method: SM 5310C								
Total Organic Carbon	ND	mg/L	1.0	0.50	1		08/10/14 21:40	7440-44-0	
SM4500P-E, Total Phosphorus	Analytical Method: SM 4500-P E Preparation Method: SM4500-P B								
Phosphate as P04	**0.032**	mg/L	0.030	0.015	1	08/05/14 10:28	08/05/14 13:46		

This report shall not be reproduced, except in full,
without the written consent of Pace Analytical Services, Inc..

Pace Analytical Services, Inc.
9608 Loiret Blvd.
Lenexa, KS 66219
(913)599-5665

ANALYTICAL RESULTS

Project: FORT SMITH, AR
Pace Project No.: 60174634

Sample: MW-32-201407 **Lab ID: 60174634002** Collected: 07/29/14 13:18 Received: 07/30/14 08:30 Matrix: Water

Parameters	Results	Units	Report Limit	MDL	DF	Prepared	Analyzed	CAS No.	Qual
Alcohol by Direct Inject GCFID	Analytical Method: EPA 8015 - Alcohol								
2-Chloroethanol	ND	ug/L	10000	1190	1		08/04/14 15:35	107-07-3	
6010 MET ICP	Analytical Method: EPA 6010 Preparation Method: EPA 3010								
Iron	**37.7J**	ug/L	50.0	24.0	1	07/31/14 12:00	08/06/14 16:31	7439-89-6	
Manganese	**423**	ug/L	5.0	2.5	1	07/31/14 12:00	08/06/14 16:31	7439-96-5	
8260 MSV	Analytical Method: EPA 5030B/8260								
Acetone	ND	ug/L	10.0	5.0	1		08/02/14 05:56	67-64-1	
Benzene	ND	ug/L	5.0	0.50	1		08/02/14 05:56	71-43-2	
Bromodichloromethane	ND	ug/L	5.0	0.50	1		08/02/14 05:56	75-27-4	
Bromoform	ND	ug/L	5.0	0.50	1		08/02/14 05:56	75-25-2	
Bromomethane	ND	ug/L	7.0	2.5	1		08/02/14 05:56	74-83-9	
2-Butanone (MEK)	ND	ug/L	10.0	5.0	1		08/02/14 05:56	78-93-3	
Carbon disulfide	ND	ug/L	10.0	2.5	1		08/02/14 05:56	75-15-0	
Carbon tetrachloride	ND	ug/L	5.0	0.50	1		08/02/14 05:56	56-23-5	
Chlorobenzene	ND	ug/L	5.0	0.50	1		08/02/14 05:56	108-90-7	
Chloroethane	ND	ug/L	10.0	0.50	1		08/02/14 05:56	75-00-3	
Chloroform	ND	ug/L	5.0	0.50	1		08/02/14 05:56	67-66-3	
Chloromethane	ND	ug/L	10.0	0.50	1		08/02/14 05:56	74-87-3	
Dibromochloromethane	ND	ug/L	5.0	0.50	1		08/02/14 05:56	124-48-1	
1,1-Dichloroethane	ND	ug/L	2.4	0.50	1		08/02/14 05:56	75-34-3	
1,2-Dichloroethane	ND	ug/L	5.0	0.50	1		08/02/14 05:56	107-06-2	
1,1-Dichloroethene	ND	ug/L	5.0	0.50	1		08/02/14 05:56	75-35-4	
cis-1,2-Dichloroethene	**1.0J**	ug/L	5.0	0.50	1		08/02/14 05:56	156-59-2	
trans-1,2-Dichloroethene	ND	ug/L	5.0	0.50	1		08/02/14 05:56	156-60-5	
1,2-Dichloropropane	ND	ug/L	5.0	0.50	1		08/02/14 05:56	78-87-5	
cis-1,3-Dichloropropene	ND	ug/L	1.0	0.50	1		08/02/14 05:56	10061-01-5	
trans-1,3-Dichloropropene	ND	ug/L	1.0	0.50	1		08/02/14 05:56	10061-02-6	
Ethylbenzene	ND	ug/L	5.0	0.50	1		08/02/14 05:56	100-41-4	
2-Hexanone	ND	ug/L	10.0	5.0	1		08/02/14 05:56	591-78-6	
Methylene chloride	ND	ug/L	5.0	0.50	1		08/02/14 05:56	75-09-2	
4-Methyl-2-pentanone (MIBK)	ND	ug/L	10.0	2.5	1		08/02/14 05:56	108-10-1	
Styrene	ND	ug/L	5.0	0.50	1		08/02/14 05:56	100-42-5	
1,1,2,2-Tetrachloroethane	ND	ug/L	1.0	0.50	1		08/02/14 05:56	79-34-5	
Tetrachloroethene	ND	ug/L	5.0	0.50	1		08/02/14 05:56	127-18-4	
Toluene	ND	ug/L	5.0	0.50	1		08/02/14 05:56	108-88-3	
1,1,1-Trichloroethane	ND	ug/L	5.0	0.50	1		08/02/14 05:56	71-55-6	
1,1,2-Trichloroethane	ND	ug/L	5.0	0.50	1		08/02/14 05:56	79-00-5	
Trichloroethene	**37.2**	ug/L	5.0	0.50	1		08/02/14 05:56	79-01-6	
Vinyl chloride	ND	ug/L	2.0	0.50	1		08/02/14 05:56	75-01-4	
Xylene (Total)	ND	ug/L	5.0	1.5	1		08/02/14 05:56	1330-20-7	
Surrogates									
4-Bromofluorobenzene (S)	103	%	80-120		1		08/02/14 05:56	460-00-4	
1,2-Dichloroethane-d4 (S)	93	%	80-120		1		08/02/14 05:56	17060-07-0	
Toluene-d8 (S)	98	%	80-120		1		08/02/14 05:56	2037-26-5	
Preservation pH	**1.0**		0.10	0.10	1		08/02/14 05:56		

This report shall not be reproduced, except in full,
without the written consent of Pace Analytical Services, Inc..

Pace Analytical Services, Inc.
9608 Loiret Blvd.
Lenexa, KS 66219
(913)599-5665

ANALYTICAL RESULTS

Project: FORT SMITH, AR
Pace Project No.: 60174634

Sample: MW-32-201407 **Lab ID: 60174634002** Collected: 07/29/14 13:18 Received: 07/30/14 08:30 Matrix: Water

Parameters	Results	Units	Report Limit	MDL	DF	Prepared	Analyzed	CAS No.	Qual
2320B Alkalinity	Analytical Method: SM 2320B								
Alkalinity,Bicarbonate (CaCO3)	**8.2J**	mg/L	20.0	1.9	1		08/08/14 08:55		
Alkalinity, Carbonate (CaCO3)	ND	mg/L	20.0	1.9	1		08/08/14 08:55		
Alkalinity, Total as CaCO3	**8.2J**	mg/L	20.0	1.9	1		08/08/14 08:55		
Iron, Ferric (Calculation)	Analytical Method: SM 3500-Fe B#4								
Iron, Ferric	**0.028J**	mg/L	0.20		1		08/11/14 00:00	7439-89-6	
4500H+ pH, Electrometric	Analytical Method: SM 4500-H+B								
pH at 25 Degrees C	**4.7**	Std. Units	0.10	0.10	1		08/12/14 00:00		1e,H6
4500S2D Sulfide, Total	Analytical Method: SM 4500-S-2 D								
Sulfide, Total	ND	mg/L	0.050	0.0096	1		08/04/14 14:43	18496-25-8	
300.0 IC Anions 28 Days	Analytical Method: EPA 300.0								
Chloride	**305**	mg/L	50.0	3.1	50		08/01/14 16:03	16887-00-6	B
Sulfate	**7.4**	mg/L	1.0	0.098	1		08/01/14 15:49	14808-79-8	
350.1 Ammonia	Analytical Method: EPA 350.1								
Nitrogen, Ammonia	ND	mg/L	0.10	0.014	1		07/31/14 09:41	7664-41-7	
353.2 Nitrogen, NO2/NO3 unpres	Analytical Method: EPA 353.2								
Nitrogen, Nitrate	**0.14**	mg/L	0.10	0.031	1		07/30/14 15:36		
Nitrogen, Nitrite	ND	mg/L	0.10	0.031	1		07/30/14 15:36		
Nitrogen, NO2 plus NO3	**0.14**	mg/L	0.10	0.013	1		07/30/14 15:36		
Total Carbon Dioxide Calc	Analytical Method: SM 4500-CO2 D								
Carbon Dioxide Calculation	**0.0**	mg/L			1		08/12/14 00:00		
5310C TOC	Analytical Method: SM 5310C								
Total Organic Carbon	ND	mg/L	1.0	0.50	1		08/10/14 22:00	7440-44-0	
SM4500P-E, Total Phosphorus	Analytical Method: SM 4500-P E Preparation Method: SM4500-P B								
Phosphate as P04	**0.028J**	mg/L	0.030	0.015	1	08/05/14 10:28	08/05/14 13:47		

This report shall not be reproduced, except in full,
without the written consent of Pace Analytical Services, Inc..

Pace Analytical Services, Inc.
9608 Loiret Blvd.
Lenexa, KS 66219
(913)599-5665

ANALYTICAL RESULTS

Project: FORT SMITH, AR
Pace Project No.: 60174634

Sample: IW-76-201407 **Lab ID: 60174634003** Collected: 07/29/14 10:10 Received: 07/30/14 08:30 Matrix: Water

Parameters	Results	Units	Report Limit	MDL	DF	Prepared	Analyzed	CAS No.	Qual
Alcohol by Direct Inject GCFID	Analytical Method: EPA 8015 - Alcohol								
2-Chloroethanol	ND	ug/L	10000	1190	1		08/04/14 15:46	107-07-3	
6010 MET ICP	Analytical Method: EPA 6010 Preparation Method: EPA 3010								
Iron	**262**	ug/L	50.0	24.0	1	07/31/14 12:00	08/06/14 16:33	7439-89-6	
Manganese	**100**	ug/L	5.0	2.5	1	07/31/14 12:00	08/06/14 16:33	7439-96-5	
8260 MSV	Analytical Method: EPA 5030B/8260								
Acetone	**10.3**	ug/L	10.0	5.0	1		08/04/14 15:58	67-64-1	
Benzene	ND	ug/L	5.0	0.50	1		08/04/14 15:58	71-43-2	
Bromodichloromethane	ND	ug/L	5.0	0.50	1		08/04/14 15:58	75-27-4	
Bromoform	**16.4**	ug/L	5.0	0.50	1		08/04/14 15:58	75-25-2	M1
Bromomethane	**8.7**	ug/L	7.0	2.5	1		08/04/14 15:58	74-83-9	M1,R1
2-Butanone (MEK)	ND	ug/L	10.0	5.0	1		08/04/14 15:58	78-93-3	
Carbon disulfide	ND	ug/L	10.0	2.5	1		08/04/14 15:58	75-15-0	
Carbon tetrachloride	ND	ug/L	5.0	0.50	1		08/04/14 15:58	56-23-5	
Chlorobenzene	ND	ug/L	5.0	0.50	1		08/04/14 15:58	108-90-7	
Chloroethane	ND	ug/L	10.0	0.50	1		08/04/14 15:58	75-00-3	
Chloroform	ND	ug/L	5.0	0.50	1		08/04/14 15:58	67-66-3	
Chloromethane	**5.6J**	ug/L	10.0	0.50	1		08/04/14 15:58	74-87-3	
Dibromochloromethane	**0.71J**	ug/L	5.0	0.50	1		08/04/14 15:58	124-48-1	
1,1-Dichloroethane	ND	ug/L	2.4	0.50	1		08/04/14 15:58	75-34-3	
1,2-Dichloroethane	ND	ug/L	5.0	0.50	1		08/04/14 15:58	107-06-2	
1,1-Dichloroethene	ND	ug/L	5.0	0.50	1		08/04/14 15:58	75-35-4	M1
cis-1,2-Dichloroethene	**2.7J**	ug/L	5.0	0.50	1		08/04/14 15:58	156-59-2	
trans-1,2-Dichloroethene	**0.74J**	ug/L	5.0	0.50	1		08/04/14 15:58	156-60-5	M1
1,2-Dichloropropane	ND	ug/L	5.0	0.50	1		08/04/14 15:58	78-87-5	
cis-1,3-Dichloropropene	ND	ug/L	1.0	0.50	1		08/04/14 15:58	10061-01-5	M1
trans-1,3-Dichloropropene	ND	ug/L	1.0	0.50	1		08/04/14 15:58	10061-02-6	M1
Ethylbenzene	ND	ug/L	5.0	0.50	1		08/04/14 15:58	100-41-4	M1
2-Hexanone	ND	ug/L	10.0	5.0	1		08/04/14 15:58	591-78-6	
Methylene chloride	ND	ug/L	5.0	0.50	1		08/04/14 15:58	75-09-2	
4-Methyl-2-pentanone (MIBK)	ND	ug/L	10.0	2.5	1		08/04/14 15:58	108-10-1	
Styrene	ND	ug/L	5.0	0.50	1		08/04/14 15:58	100-42-5	M1
1,1,2,2-Tetrachloroethane	ND	ug/L	1.0	0.50	1		08/04/14 15:58	79-34-5	
Tetrachloroethene	ND	ug/L	5.0	0.50	1		08/04/14 15:58	127-18-4	
Toluene	ND	ug/L	5.0	0.50	1		08/04/14 15:58	108-88-3	M1
1,1,1-Trichloroethane	ND	ug/L	5.0	0.50	1		08/04/14 15:58	71-55-6	
1,1,2-Trichloroethane	ND	ug/L	5.0	0.50	1		08/04/14 15:58	79-00-5	
Trichloroethene	**319**	ug/L	25.0	2.5	5		08/05/14 13:16	79-01-6	
Vinyl chloride	ND	ug/L	2.0	0.50	1		08/04/14 15:58	75-01-4	M1
Xylene (Total)	ND	ug/L	5.0	1.5	1		08/04/14 15:58	1330-20-7	
Surrogates									
4-Bromofluorobenzene (S)	95	%	80-120		1		08/04/14 15:58	460-00-4	
1,2-Dichloroethane-d4 (S)	99	%	80-120		1		08/04/14 15:58	17060-07-0	
Toluene-d8 (S)	65	%	80-120		1		08/04/14 15:58	2037-26-5	S2
Preservation pH	**1.0**		0.10	0.10	1		08/04/14 15:58		

REPORT OF LABORATORY ANALYSIS

This report shall not be reproduced, except in full,
without the written consent of Pace Analytical Services, Inc..

Pace Analytical Services, Inc.
9608 Loiret Blvd.
Lenexa, KS 66219
(913)599-5665

ANALYTICAL RESULTS

Project: FORT SMITH, AR
Pace Project No.: 60174634

Sample: IW-76-201407 **Lab ID: 60174634003** Collected: 07/29/14 10:10 Received: 07/30/14 08:30 Matrix: Water

Parameters	Results	Units	Report Limit	MDL	DF	Prepared	Analyzed	CAS No.	Qual
2320B Alkalinity	Analytical Method: SM 2320B								
Alkalinity,Bicarbonate (CaCO3)	**23.4**	mg/L	20.0	1.9	1		08/08/14 08:59		
Alkalinity, Carbonate (CaCO3)	ND	mg/L	20.0	1.9	1		08/08/14 08:59		
Alkalinity, Total as CaCO3	**23.4**	mg/L	20.0	1.9	1		08/08/14 08:59		
Iron, Ferric (Calculation)	Analytical Method: SM 3500-Fe B#4								
Iron, Ferric	**0.26**	mg/L	0.20		1		08/11/14 00:00	7439-89-6	
4500H+ pH, Electrometric	Analytical Method: SM 4500-H+B								
pH at 25 Degrees C	**5.2**	Std. Units	0.10	0.10	1		08/12/14 00:00		1e,H6
4500S2D Sulfide, Total	Analytical Method: SM 4500-S-2 D								
Sulfide, Total	ND	mg/L	0.050	0.0096	1		08/04/14 14:43	18496-25-8	
300.0 IC Anions 28 Days	Analytical Method: EPA 300.0								
Chloride	**289**	mg/L	20.0	1.2	20		08/01/14 16:18	16887-00-6	
Sulfate	**122**	mg/L	10.0	0.98	10		07/31/14 19:36	14808-79-8	
350.1 Ammonia	Analytical Method: EPA 350.1								
Nitrogen, Ammonia	**0.079J**	mg/L	0.10	0.014	1		07/31/14 09:42	7664-41-7	
353.2 Nitrogen, NO2/NO3 unpres	Analytical Method: EPA 353.2								
Nitrogen, Nitrate	**0.84**	mg/L	0.10	0.031	1		07/30/14 15:37		
Nitrogen, Nitrite	ND	mg/L	0.10	0.031	1		07/30/14 15:37		
Nitrogen, NO2 plus NO3	**0.84**	mg/L	0.10	0.013	1		07/30/14 15:37		
Total Carbon Dioxide Calc	Analytical Method: SM 4500-CO2 D								
Carbon Dioxide Calculation	**322**	mg/L			1		08/12/14 00:00		
5310C TOC	Analytical Method: SM 5310C								
Total Organic Carbon	ND	mg/L	1.0	0.50	1		08/10/14 22:19	7440-44-0	M1
SM4500P-E, Total Phosphorus	Analytical Method: SM 4500-P E Preparation Method: SM4500-P B								
Phosphate as P04	**0.14**	mg/L	0.030	0.015	1	08/05/14 10:28	08/05/14 13:47		

This report shall not be reproduced, except in full,
without the written consent of Pace Analytical Services, Inc..

Pace Analytical Services, Inc.
9608 Loiret Blvd.
Lenexa, KS 66219
(913)599-5665

ANALYTICAL RESULTS

Project: FORT SMITH, AR
Pace Project No.: 60174634

Sample: MW-39-201407 **Lab ID: 60174634004** Collected: 07/29/14 12:05 Received: 07/30/14 08:30 Matrix: Water

Parameters	Results	Units	Report Limit	MDL	DF	Prepared	Analyzed	CAS No.	Qual
Alcohol by Direct Inject GCFID	Analytical Method: EPA 8015 - Alcohol								
2-Chloroethanol	ND	ug/L	10000	1190	1		08/04/14 15:58	107-07-3	
6010 MET ICP	Analytical Method: EPA 6010 Preparation Method: EPA 3010								
Iron	**49.3J**	ug/L	50.0	24.0	1	07/31/14 12:00	08/06/14 16:52	7439-89-6	
Manganese	**510**	ug/L	5.0	2.5	1	07/31/14 12:00	08/06/14 16:52	7439-96-5	
8260 MSV	Analytical Method: EPA 5030B/8260								
Acetone	ND	ug/L	10.0	5.0	1		08/02/14 06:25	67-64-1	
Benzene	ND	ug/L	5.0	0.50	1		08/02/14 06:25	71-43-2	
Bromodichloromethane	ND	ug/L	5.0	0.50	1		08/02/14 06:25	75-27-4	
Bromoform	**0.72J**	ug/L	5.0	0.50	1		08/02/14 06:25	75-25-2	
Bromomethane	ND	ug/L	7.0	2.5	1		08/02/14 06:25	74-83-9	
2-Butanone (MEK)	ND	ug/L	10.0	5.0	1		08/02/14 06:25	78-93-3	
Carbon disulfide	ND	ug/L	10.0	2.5	1		08/02/14 06:25	75-15-0	
Carbon tetrachloride	ND	ug/L	5.0	0.50	1		08/02/14 06:25	56-23-5	
Chlorobenzene	ND	ug/L	5.0	0.50	1		08/02/14 06:25	108-90-7	
Chloroethane	ND	ug/L	10.0	0.50	1		08/02/14 06:25	75-00-3	
Chloroform	ND	ug/L	5.0	0.50	1		08/02/14 06:25	67-66-3	
Chloromethane	ND	ug/L	10.0	0.50	1		08/02/14 06:25	74-87-3	
Dibromochloromethane	ND	ug/L	5.0	0.50	1		08/02/14 06:25	124-48-1	
1,1-Dichloroethane	ND	ug/L	2.4	0.50	1		08/02/14 06:25	75-34-3	
1,2-Dichloroethane	ND	ug/L	5.0	0.50	1		08/02/14 06:25	107-06-2	
1,1-Dichloroethene	ND	ug/L	5.0	0.50	1		08/02/14 06:25	75-35-4	
cis-1,2-Dichloroethene	ND	ug/L	5.0	0.50	1		08/02/14 06:25	156-59-2	
trans-1,2-Dichloroethene	ND	ug/L	5.0	0.50	1		08/02/14 06:25	156-60-5	
1,2-Dichloropropane	ND	ug/L	5.0	0.50	1		08/02/14 06:25	78-87-5	
cis-1,3-Dichloropropene	ND	ug/L	1.0	0.50	1		08/02/14 06:25	10061-01-5	
trans-1,3-Dichloropropene	ND	ug/L	1.0	0.50	1		08/02/14 06:25	10061-02-6	
Ethylbenzene	ND	ug/L	5.0	0.50	1		08/02/14 06:25	100-41-4	
2-Hexanone	ND	ug/L	10.0	5.0	1		08/02/14 06:25	591-78-6	
Methylene chloride	ND	ug/L	5.0	0.50	1		08/02/14 06:25	75-09-2	
4-Methyl-2-pentanone (MIBK)	ND	ug/L	10.0	2.5	1		08/02/14 06:25	108-10-1	
Styrene	ND	ug/L	5.0	0.50	1		08/02/14 06:25	100-42-5	
1,1,2,2-Tetrachloroethane	ND	ug/L	1.0	0.50	1		08/02/14 06:25	79-34-5	
Tetrachloroethene	ND	ug/L	5.0	0.50	1		08/02/14 06:25	127-18-4	
Toluene	ND	ug/L	5.0	0.50	1		08/02/14 06:25	108-88-3	
1,1,1-Trichloroethane	ND	ug/L	5.0	0.50	1		08/02/14 06:25	71-55-6	
1,1,2-Trichloroethane	ND	ug/L	5.0	0.50	1		08/02/14 06:25	79-00-5	
Trichloroethene	**0.79J**	ug/L	5.0	0.50	1		08/02/14 06:25	79-01-6	
Vinyl chloride	ND	ug/L	2.0	0.50	1		08/02/14 06:25	75-01-4	
Xylene (Total)	ND	ug/L	5.0	1.5	1		08/02/14 06:25	1330-20-7	
Surrogates									
4-Bromofluorobenzene (S)	97	%	80-120		1		08/02/14 06:25	460-00-4	
1,2-Dichloroethane-d4 (S)	94	%	80-120		1		08/02/14 06:25	17060-07-0	
Toluene-d8 (S)	99	%	80-120		1		08/02/14 06:25	2037-26-5	
Preservation pH	**1.0**		0.10	0.10	1		08/02/14 06:25		

REPORT OF LABORATORY ANALYSIS

This report shall not be reproduced, except in full,
without the written consent of Pace Analytical Services, Inc..

Pace Analytical Services, Inc.
9608 Loiret Blvd.
Lenexa, KS 66219
(913)599-5665

ANALYTICAL RESULTS

Project: FORT SMITH, AR
Pace Project No.: 60174634

Sample: MW-39-201407 **Lab ID: 60174634004** Collected: 07/29/14 12:05 Received: 07/30/14 08:30 Matrix: Water

Parameters	Results	Units	Report Limit	MDL	DF	Prepared	Analyzed	CAS No.	Qual
2320B Alkalinity	Analytical Method: SM 2320B								
Alkalinity,Bicarbonate (CaCO3)	**10.6J**	mg/L	20.0	1.9	1		08/08/14 09:05		
Alkalinity, Carbonate (CaCO3)	ND	mg/L	20.0	1.9	1		08/08/14 09:05		
Alkalinity, Total as CaCO3	**10.6J**	mg/L	20.0	1.9	1		08/08/14 09:05		
Iron, Ferric (Calculation)	Analytical Method: SM 3500-Fe B#4								
Iron, Ferric	**0.049J**	mg/L	0.20		1		08/11/14 00:00	7439-89-6	
4500H+ pH, Electrometric	Analytical Method: SM 4500-H+B								
pH at 25 Degrees C	**5.0**	Std. Units	0.10	0.10	1		08/12/14 00:00		1e,H6
4500S2D Sulfide, Total	Analytical Method: SM 4500-S-2 D								
Sulfide, Total	ND	mg/L	0.050	0.0096	1		08/04/14 14:44	18496-25-8	
300.0 IC Anions 28 Days	Analytical Method: EPA 300.0								
Chloride	**335**	mg/L	50.0	3.1	50		08/01/14 16:46	16887-00-6	B
Sulfate	**6.7**	mg/L	1.0	0.098	1		08/01/14 16:32	14808-79-8	
350.1 Ammonia	Analytical Method: EPA 350.1								
Nitrogen, Ammonia	ND	mg/L	0.10	0.014	1		07/31/14 09:43	7664-41-7	
353.2 Nitrogen, NO2/NO3 unpres	Analytical Method: EPA 353.2								
Nitrogen, Nitrate	ND	mg/L	0.10	0.031	1		07/30/14 15:38		
Nitrogen, Nitrite	ND	mg/L	0.10	0.031	1		07/30/14 15:38		
Nitrogen, NO2 plus NO3	ND	mg/L	0.10	0.013	1		07/30/14 15:38		
Total Carbon Dioxide Calc	Analytical Method: SM 4500-CO2 D								
Carbon Dioxide Calculation	**0.0**	mg/L			1		08/12/14 00:00		
5310C TOC	Analytical Method: SM 5310C								
Total Organic Carbon	ND	mg/L	1.0	0.50	1		08/10/14 22:58	7440-44-0	
SM4500P-E, Total Phosphorus	Analytical Method: SM 4500-P E Preparation Method: SM4500-P B								
Phosphate as P04	**0.032**	mg/L	0.030	0.015	1	08/05/14 10:28	08/05/14 13:47		

This report shall not be reproduced, except in full,
without the written consent of Pace Analytical Services, Inc..

Pace Analytical Services, Inc.
9608 Loiret Blvd.
Lenexa, KS 66219
(913)599-5665

ANALYTICAL RESULTS

Project: FORT SMITH, AR
Pace Project No.: 60174634

Sample: MW-71-201407 **Lab ID: 60174634005** Collected: 07/29/14 12:40 Received: 07/30/14 08:30 Matrix: Water

Parameters	Results	Units	Report Limit	MDL	DF	Prepared	Analyzed	CAS No.	Qual
Alcohol by Direct Inject GCFID	Analytical Method: EPA 8015 - Alcohol								
2-Chloroethanol	ND	ug/L	10000	1190	1		08/04/14 16:09	107-07-3	
6010 MET ICP	Analytical Method: EPA 6010 Preparation Method: EPA 3010								
Iron	**808**	ug/L	50.0	24.0	1	07/31/14 12:00	08/06/14 16:54	7439-89-6	
Manganese	**1710**	ug/L	5.0	2.5	1	07/31/14 12:00	08/06/14 16:54	7439-96-5	
8260 MSV	Analytical Method: EPA 5030B/8260								
Acetone	ND	ug/L	10.0	5.0	1		08/02/14 07:07	67-64-1	
Benzene	ND	ug/L	5.0	0.50	1		08/02/14 07:07	71-43-2	
Bromodichloromethane	ND	ug/L	5.0	0.50	1		08/02/14 07:07	75-27-4	
Bromoform	ND	ug/L	5.0	0.50	1		08/02/14 07:07	75-25-2	
Bromomethane	ND	ug/L	7.0	2.5	1		08/02/14 07:07	74-83-9	
2-Butanone (MEK)	ND	ug/L	10.0	5.0	1		08/02/14 07:07	78-93-3	
Carbon disulfide	ND	ug/L	10.0	2.5	1		08/02/14 07:07	75-15-0	
Carbon tetrachloride	ND	ug/L	5.0	0.50	1		08/02/14 07:07	56-23-5	
Chlorobenzene	ND	ug/L	5.0	0.50	1		08/02/14 07:07	108-90-7	
Chloroethane	ND	ug/L	10.0	0.50	1		08/02/14 07:07	75-00-3	
Chloroform	ND	ug/L	5.0	0.50	1		08/02/14 07:07	67-66-3	
Chloromethane	ND	ug/L	10.0	0.50	1		08/02/14 07:07	74-87-3	
Dibromochloromethane	ND	ug/L	5.0	0.50	1		08/02/14 07:07	124-48-1	
1,1-Dichloroethane	ND	ug/L	2.4	0.50	1		08/02/14 07:07	75-34-3	
1,2-Dichloroethane	ND	ug/L	5.0	0.50	1		08/02/14 07:07	107-06-2	
1,1-Dichloroethene	**1.7J**	ug/L	5.0	0.50	1		08/02/14 07:07	75-35-4	
cis-1,2-Dichloroethene	**6.4**	ug/L	5.0	0.50	1		08/02/14 07:07	156-59-2	
trans-1,2-Dichloroethene	ND	ug/L	5.0	0.50	1		08/02/14 07:07	156-60-5	
1,2-Dichloropropane	ND	ug/L	5.0	0.50	1		08/02/14 07:07	78-87-5	
cis-1,3-Dichloropropene	ND	ug/L	1.0	0.50	1		08/02/14 07:07	10061-01-5	
trans-1,3-Dichloropropene	ND	ug/L	1.0	0.50	1		08/02/14 07:07	10061-02-6	
Ethylbenzene	ND	ug/L	5.0	0.50	1		08/02/14 07:07	100-41-4	
2-Hexanone	ND	ug/L	10.0	5.0	1		08/02/14 07:07	591-78-6	
Methylene chloride	ND	ug/L	5.0	0.50	1		08/02/14 07:07	75-09-2	
4-Methyl-2-pentanone (MIBK)	ND	ug/L	10.0	2.5	1		08/02/14 07:07	108-10-1	
Styrene	ND	ug/L	5.0	0.50	1		08/02/14 07:07	100-42-5	
1,1,2,2-Tetrachloroethane	ND	ug/L	1.0	0.50	1		08/02/14 07:07	79-34-5	
Tetrachloroethene	ND	ug/L	5.0	0.50	1		08/02/14 07:07	127-18-4	
Toluene	ND	ug/L	5.0	0.50	1		08/02/14 07:07	108-88-3	
1,1,1-Trichloroethane	ND	ug/L	5.0	0.50	1		08/02/14 07:07	71-55-6	
1,1,2-Trichloroethane	ND	ug/L	5.0	0.50	1		08/02/14 07:07	79-00-5	
Trichloroethene	**181**	ug/L	10.0	1.0	2		08/05/14 13:30	79-01-6	
Vinyl chloride	ND	ug/L	2.0	0.50	1		08/02/14 07:07	75-01-4	
Xylene (Total)	ND	ug/L	5.0	1.5	1		08/02/14 07:07	1330-20-7	
Surrogates									
4-Bromofluorobenzene (S)	95	%	80-120		1		08/02/14 07:07	460-00-4	
1,2-Dichloroethane-d4 (S)	95	%	80-120		1		08/02/14 07:07	17060-07-0	
Toluene-d8 (S)	97	%	80-120		1		08/02/14 07:07	2037-26-5	
Preservation pH	**1.0**		0.10	0.10	1		08/02/14 07:07		

This report shall not be reproduced, except in full,
without the written consent of Pace Analytical Services, Inc..

Pace Analytical Services, Inc.
9608 Loiret Blvd.
Lenexa, KS 66219
(913)599-5665

ANALYTICAL RESULTS

Project: FORT SMITH, AR
Pace Project No.: 60174634

Sample: MW-71-201407 **Lab ID: 60174634005** Collected: 07/29/14 12:40 Received: 07/30/14 08:30 Matrix: Water

Parameters	Results	Units	Report Limit	MDL	DF	Prepared	Analyzed	CAS No.	Qual
2320B Alkalinity	Analytical Method: SM 2320B								
Alkalinity,Bicarbonate (CaCO3)	**16.1J**	mg/L	20.0	1.9	1		08/08/14 09:09		
Alkalinity, Carbonate (CaCO3)	ND	mg/L	20.0	1.9	1		08/08/14 09:09		
Alkalinity, Total as CaCO3	**16.1J**	mg/L	20.0	1.9	1		08/08/14 09:09		
Iron, Ferric (Calculation)	Analytical Method: SM 3500-Fe B#4								
Iron, Ferric	**0.49**	mg/L	0.20		1		08/11/14 00:00	7439-89-6	
4500H+ pH, Electrometric	Analytical Method: SM 4500-H+B								
pH at 25 Degrees C	**5.1**	Std. Units	0.10	0.10	1		08/12/14 00:00		1e,H6
4500S2D Sulfide, Total	Analytical Method: SM 4500-S-2 D								
Sulfide, Total	ND	mg/L	0.050	0.0096	1		08/04/14 14:44	18496-25-8	
300.0 IC Anions 28 Days	Analytical Method: EPA 300.0								
Chloride	**267**	mg/L	20.0	1.2	20		08/01/14 17:15	16887-00-6	
Sulfate	**2.6**	mg/L	1.0	0.098	1		08/01/14 17:01	14808-79-8	
350.1 Ammonia	Analytical Method: EPA 350.1								
Nitrogen, Ammonia	ND	mg/L	0.10	0.014	1		07/31/14 09:44	7664-41-7	
353.2 Nitrogen, NO2/NO3 unpres	Analytical Method: EPA 353.2								
Nitrogen, Nitrate	ND	mg/L	0.10	0.031	1		07/30/14 15:40		
Nitrogen, Nitrite	ND	mg/L	0.10	0.031	1		07/30/14 15:40		
Nitrogen, NO2 plus NO3	ND	mg/L	0.10	0.013	1		07/30/14 15:40		
Total Carbon Dioxide Calc	Analytical Method: SM 4500-CO2 D								
Carbon Dioxide Calculation	**0.0**	mg/L			1		08/12/14 00:00		
5310C TOC	Analytical Method: SM 5310C								
Total Organic Carbon	ND	mg/L	1.0	0.50	1		08/10/14 23:17	7440-44-0	
SM4500P-E, Total Phosphorus	Analytical Method: SM 4500-P E Preparation Method: SM4500-P B								
Phosphate as P04	**0.066**	mg/L	0.030	0.015	1	08/05/14 10:28	08/05/14 13:47		

This report shall not be reproduced, except in full,
without the written consent of Pace Analytical Services, Inc..

Pace Analytical Services, Inc.
9608 Loiret Blvd.
Lenexa, KS 66219
(913)599-5665

ANALYTICAL RESULTS

Project: FORT SMITH, AR
Pace Project No.: 60174634

Sample: RW-69R-201407 **Lab ID: 60174634006** Collected: 07/29/14 15:00 Received: 07/30/14 08:30 Matrix: Water

Parameters	Results	Units	Report Limit	MDL	DF	Prepared	Analyzed	CAS No.	Qual
Alcohol by Direct Inject GCFID	Analytical Method: EPA 8015 - Alcohol								
2-Chloroethanol	ND	ug/L	10000	1190	1		08/04/14 16:20	107-07-3	
6010 MET ICP	Analytical Method: EPA 6010 Preparation Method: EPA 3010								
Iron	**1470**	ug/L	50.0	24.0	1	07/31/14 12:00	08/06/14 16:56	7439-89-6	
Manganese	**840**	ug/L	5.0	2.5	1	07/31/14 12:00	08/06/14 16:56	7439-96-5	
8260 MSV	Analytical Method: EPA 5030B/8260								
Acetone	ND	ug/L	10.0	5.0	1		08/02/14 06:39	67-64-1	
Benzene	ND	ug/L	5.0	0.50	1		08/02/14 06:39	71-43-2	
Bromodichloromethane	ND	ug/L	5.0	0.50	1		08/02/14 06:39	75-27-4	
Bromoform	ND	ug/L	5.0	0.50	1		08/02/14 06:39	75-25-2	
Bromomethane	ND	ug/L	7.0	2.5	1		08/02/14 06:39	74-83-9	
2-Butanone (MEK)	ND	ug/L	10.0	5.0	1		08/02/14 06:39	78-93-3	
Carbon disulfide	ND	ug/L	10.0	2.5	1		08/02/14 06:39	75-15-0	
Carbon tetrachloride	ND	ug/L	5.0	0.50	1		08/02/14 06:39	56-23-5	
Chlorobenzene	ND	ug/L	5.0	0.50	1		08/02/14 06:39	108-90-7	
Chloroethane	ND	ug/L	10.0	0.50	1		08/02/14 06:39	75-00-3	
Chloroform	ND	ug/L	5.0	0.50	1		08/02/14 06:39	67-66-3	
Chloromethane	ND	ug/L	10.0	0.50	1		08/02/14 06:39	74-87-3	
Dibromochloromethane	ND	ug/L	5.0	0.50	1		08/02/14 06:39	124-48-1	
1,1-Dichloroethane	ND	ug/L	2.4	0.50	1		08/02/14 06:39	75-34-3	
1,2-Dichloroethane	ND	ug/L	5.0	0.50	1		08/02/14 06:39	107-06-2	
1,1-Dichloroethene	**0.90J**	ug/L	5.0	0.50	1		08/02/14 06:39	75-35-4	
cis-1,2-Dichloroethene	**5.6**	ug/L	5.0	0.50	1		08/02/14 06:39	156-59-2	
trans-1,2-Dichloroethene	ND	ug/L	5.0	0.50	1		08/02/14 06:39	156-60-5	
1,2-Dichloropropane	ND	ug/L	5.0	0.50	1		08/02/14 06:39	78-87-5	
cis-1,3-Dichloropropene	ND	ug/L	1.0	0.50	1		08/02/14 06:39	10061-01-5	
trans-1,3-Dichloropropene	ND	ug/L	1.0	0.50	1		08/02/14 06:39	10061-02-6	
Ethylbenzene	ND	ug/L	5.0	0.50	1		08/02/14 06:39	100-41-4	
2-Hexanone	ND	ug/L	10.0	5.0	1		08/02/14 06:39	591-78-6	
Methylene chloride	ND	ug/L	5.0	0.50	1		08/02/14 06:39	75-09-2	
4-Methyl-2-pentanone (MIBK)	ND	ug/L	10.0	2.5	1		08/02/14 06:39	108-10-1	
Styrene	ND	ug/L	5.0	0.50	1		08/02/14 06:39	100-42-5	
1,1,2,2-Tetrachloroethane	ND	ug/L	1.0	0.50	1		08/02/14 06:39	79-34-5	
Tetrachloroethene	ND	ug/L	5.0	0.50	1		08/02/14 06:39	127-18-4	
Toluene	ND	ug/L	5.0	0.50	1		08/02/14 06:39	108-88-3	
1,1,1-Trichloroethane	ND	ug/L	5.0	0.50	1		08/02/14 06:39	71-55-6	
1,1,2-Trichloroethane	ND	ug/L	5.0	0.50	1		08/02/14 06:39	79-00-5	
Trichloroethene	**164**	ug/L	5.0	0.50	1		08/02/14 06:39	79-01-6	
Vinyl chloride	**0.50J**	ug/L	2.0	0.50	1		08/02/14 06:39	75-01-4	
Xylene (Total)	ND	ug/L	5.0	1.5	1		08/02/14 06:39	1330-20-7	
Surrogates									
4-Bromofluorobenzene (S)	98	%	80-120		1		08/02/14 06:39	460-00-4	
1,2-Dichloroethane-d4 (S)	94	%	80-120		1		08/02/14 06:39	17060-07-0	
Toluene-d8 (S)	97	%	80-120		1		08/02/14 06:39	2037-26-5	
Preservation pH	**1.0**		0.10	0.10	1		08/02/14 06:39		

This report shall not be reproduced, except in full,
without the written consent of Pace Analytical Services, Inc..

Pace Analytical Services, Inc.
9608 Loiret Blvd.
Lenexa, KS 66219
(913)599-5665

ANALYTICAL RESULTS

Project: FORT SMITH, AR
Pace Project No.: 60174634

Sample: RW-69R-201407 **Lab ID: 60174634006** Collected: 07/29/14 15:00 Received: 07/30/14 08:30 Matrix: Water

Parameters	Results	Units	Report Limit	MDL	DF	Prepared	Analyzed	CAS No.	Qual
2320B Alkalinity	Analytical Method: SM 2320B								
Alkalinity,Bicarbonate (CaCO3)	**14.3J**	mg/L	20.0	1.9	1		08/08/14 09:20		
Alkalinity, Carbonate (CaCO3)	ND	mg/L	20.0	1.9	1		08/08/14 09:20		
Alkalinity, Total as CaCO3	**14.3J**	mg/L	20.0	1.9	1		08/08/14 09:20		
Iron, Ferric (Calculation)	Analytical Method: SM 3500-Fe B#4								
Iron, Ferric	**0.49**	mg/L	0.20		1		08/11/14 00:00	7439-89-6	
4500H+ pH, Electrometric	Analytical Method: SM 4500-H+B								
pH at 25 Degrees C	**5.1**	Std. Units	0.10	0.10	1		08/12/14 00:00		1e,H6
4500S2D Sulfide, Total	Analytical Method: SM 4500-S-2 D								
Sulfide, Total	ND	mg/L	0.050	0.0096	1		08/04/14 14:44	18496-25-8	
300.0 IC Anions 28 Days	Analytical Method: EPA 300.0								
Chloride	**284**	mg/L	20.0	1.2	20		08/01/14 17:44	16887-00-6	
Sulfate	**2.4**	mg/L	1.0	0.098	1		08/01/14 17:30	14808-79-8	
350.1 Ammonia	Analytical Method: EPA 350.1								
Nitrogen, Ammonia	ND	mg/L	0.10	0.014	1		07/31/14 09:45	7664-41-7	
353.2 Nitrogen, NO2/NO3 unpres	Analytical Method: EPA 353.2								
Nitrogen, Nitrate	ND	mg/L	0.10	0.031	1		07/30/14 15:41		
Nitrogen, Nitrite	ND	mg/L	0.10	0.031	1		07/30/14 15:41		
Nitrogen, NO2 plus NO3	ND	mg/L	0.10	0.013	1		07/30/14 15:41		
Total Carbon Dioxide Calc	Analytical Method: SM 4500-CO2 D								
Carbon Dioxide Calculation	**0.0**	mg/L			1		08/12/14 00:00		
5310C TOC	Analytical Method: SM 5310C								
Total Organic Carbon	**0.64J**	mg/L	1.0	0.50	1		08/10/14 23:37	7440-44-0	
SM4500P-E, Total Phosphorus	Analytical Method: SM 4500-P E Preparation Method: SM4500-P B								
Phosphate as P04	**0.032**	mg/L	0.030	0.015	1	08/05/14 10:28	08/05/14 13:48		

This report shall not be reproduced, except in full,
without the written consent of Pace Analytical Services, Inc..

Pace Analytical Services, Inc.
9608 Loiret Blvd.
Lenexa, KS 66219
(913)599-5665

ANALYTICAL RESULTS

Project: FORT SMITH, AR
Pace Project No.: 60174634

Sample: IW-73-201407 **Lab ID: 60174634007** Collected: 07/29/14 10:25 Received: 07/30/14 08:30 Matrix: Water

Parameters	Results	Units	Report Limit	MDL	DF	Prepared	Analyzed	CAS No.	Qual
Alcohol by Direct Inject GCFID	Analytical Method: EPA 8015 - Alcohol								
2-Chloroethanol	ND	ug/L	10000	1190	1		08/04/14 16:31	107-07-3	
6010 MET ICP	Analytical Method: EPA 6010 Preparation Method: EPA 3010								
Iron	**11400**	ug/L	50.0	24.0	1	07/31/14 12:00	08/06/14 16:59	7439-89-6	
Manganese	**3220**	ug/L	5.0	2.5	1	07/31/14 12:00	08/06/14 16:59	7439-96-5	
8260 MSV	Analytical Method: EPA 5030B/8260								
Acetone	ND	ug/L	10.0	5.0	1		08/02/14 06:53	67-64-1	
Benzene	ND	ug/L	5.0	0.50	1		08/02/14 06:53	71-43-2	
Bromodichloromethane	ND	ug/L	5.0	0.50	1		08/02/14 06:53	75-27-4	
Bromoform	ND	ug/L	5.0	0.50	1		08/02/14 06:53	75-25-2	
Bromomethane	ND	ug/L	7.0	2.5	1		08/02/14 06:53	74-83-9	
2-Butanone (MEK)	ND	ug/L	10.0	5.0	1		08/02/14 06:53	78-93-3	
Carbon disulfide	ND	ug/L	10.0	2.5	1		08/02/14 06:53	75-15-0	
Carbon tetrachloride	ND	ug/L	5.0	0.50	1		08/02/14 06:53	56-23-5	
Chlorobenzene	ND	ug/L	5.0	0.50	1		08/02/14 06:53	108-90-7	
Chloroethane	ND	ug/L	10.0	0.50	1		08/02/14 06:53	75-00-3	
Chloroform	ND	ug/L	5.0	0.50	1		08/02/14 06:53	67-66-3	
Chloromethane	ND	ug/L	10.0	0.50	1		08/02/14 06:53	74-87-3	
Dibromochloromethane	ND	ug/L	5.0	0.50	1		08/02/14 06:53	124-48-1	
1,1-Dichloroethane	ND	ug/L	2.4	0.50	1		08/02/14 06:53	75-34-3	
1,2-Dichloroethane	ND	ug/L	5.0	0.50	1		08/02/14 06:53	107-06-2	
1,1-Dichloroethene	**2.8J**	ug/L	5.0	0.50	1		08/02/14 06:53	75-35-4	
cis-1,2-Dichloroethene	**24.3**	ug/L	5.0	0.50	1		08/02/14 06:53	156-59-2	
trans-1,2-Dichloroethene	ND	ug/L	5.0	0.50	1		08/02/14 06:53	156-60-5	
1,2-Dichloropropane	ND	ug/L	5.0	0.50	1		08/02/14 06:53	78-87-5	
cis-1,3-Dichloropropene	ND	ug/L	1.0	0.50	1		08/02/14 06:53	10061-01-5	
trans-1,3-Dichloropropene	ND	ug/L	1.0	0.50	1		08/02/14 06:53	10061-02-6	
Ethylbenzene	ND	ug/L	5.0	0.50	1		08/02/14 06:53	100-41-4	
2-Hexanone	ND	ug/L	10.0	5.0	1		08/02/14 06:53	591-78-6	
Methylene chloride	ND	ug/L	5.0	0.50	1		08/02/14 06:53	75-09-2	
4-Methyl-2-pentanone (MIBK)	ND	ug/L	10.0	2.5	1		08/02/14 06:53	108-10-1	
Styrene	ND	ug/L	5.0	0.50	1		08/02/14 06:53	100-42-5	
1,1,2,2-Tetrachloroethane	ND	ug/L	1.0	0.50	1		08/02/14 06:53	79-34-5	
Tetrachloroethene	ND	ug/L	5.0	0.50	1		08/02/14 06:53	127-18-4	
Toluene	ND	ug/L	5.0	0.50	1		08/02/14 06:53	108-88-3	
1,1,1-Trichloroethane	ND	ug/L	5.0	0.50	1		08/02/14 06:53	71-55-6	
1,1,2-Trichloroethane	ND	ug/L	5.0	0.50	1		08/02/14 06:53	79-00-5	
Trichloroethene	**138**	ug/L	5.0	0.50	1		08/02/14 06:53	79-01-6	
Vinyl chloride	**26.1**	ug/L	2.0	0.50	1		08/02/14 06:53	75-01-4	
Xylene (Total)	ND	ug/L	5.0	1.5	1		08/02/14 06:53	1330-20-7	
Surrogates									
4-Bromofluorobenzene (S)	97	%	80-120		1		08/02/14 06:53	460-00-4	
1,2-Dichloroethane-d4 (S)	92	%	80-120		1		08/02/14 06:53	17060-07-0	
Toluene-d8 (S)	96	%	80-120		1		08/02/14 06:53	2037-26-5	
Preservation pH	**1.0**		0.10	0.10	1		08/02/14 06:53		

REPORT OF LABORATORY ANALYSIS

This report shall not be reproduced, except in full,
without the written consent of Pace Analytical Services, Inc..

Pace Analytical Services, Inc.
9608 Loiret Blvd.
Lenexa, KS 66219
(913)599-5665

ANALYTICAL RESULTS

Project: FORT SMITH, AR
Pace Project No.: 60174634

Sample: IW-73-201407 **Lab ID: 60174634007** Collected: 07/29/14 10:25 Received: 07/30/14 08:30 Matrix: Water

Parameters	Results	Units	Report Limit	MDL	DF	Prepared	Analyzed	CAS No.	Qual
2320B Alkalinity	Analytical Method: SM 2320B								
Alkalinity,Bicarbonate (CaCO3)	**72.9**	mg/L	20.0	1.9	1		08/08/14 09:23		
Alkalinity, Carbonate (CaCO3)	ND	mg/L	20.0	1.9	1		08/08/14 09:23		
Alkalinity, Total as CaCO3	**72.9**	mg/L	20.0	1.9	1		08/08/14 09:23		
Iron, Ferric (Calculation)	Analytical Method: SM 3500-Fe B#4								
Iron, Ferric	**8.1**	mg/L	0.20		1		08/11/14 00:00	7439-89-6	
4500H+ pH, Electrometric	Analytical Method: SM 4500-H+B								
pH at 25 Degrees C	**5.9**	Std. Units	0.10	0.10	1		08/12/14 00:00		1e,H6
4500S2D Sulfide, Total	Analytical Method: SM 4500-S-2 D								
Sulfide, Total	**0.11**	mg/L	0.050	0.0096	1		08/04/14 14:45	18496-25-8	
300.0 IC Anions 28 Days	Analytical Method: EPA 300.0								
Chloride	**210**	mg/L	20.0	1.2	20		08/01/14 18:42	16887-00-6	
Sulfate	**2.4**	mg/L	1.0	0.098	1		08/01/14 17:58	14808-79-8	
350.1 Ammonia	Analytical Method: EPA 350.1								
Nitrogen, Ammonia	**0.31**	mg/L	0.10	0.014	1		07/31/14 09:47	7664-41-7	
353.2 Nitrogen, NO2/NO3 unpres	Analytical Method: EPA 353.2								
Nitrogen, Nitrate	**0.037J**	mg/L	0.10	0.031	1		07/30/14 15:43		
Nitrogen, Nitrite	ND	mg/L	0.10	0.031	1		07/30/14 15:43		
Nitrogen, NO2 plus NO3	**0.037J**	mg/L	0.10	0.013	1		07/30/14 15:43		
Total Carbon Dioxide Calc	Analytical Method: SM 4500-CO2 D								
Carbon Dioxide Calculation	**252**	mg/L			1		08/12/14 00:00		
5310C TOC	Analytical Method: SM 5310C								
Total Organic Carbon	**1.1**	mg/L	1.0	0.50	1		08/10/14 23:56	7440-44-0	
SM4500P-E, Total Phosphorus	Analytical Method: SM 4500-P E Preparation Method: SM4500-P B								
Phosphate as P04	**0.66**	mg/L	0.030	0.015	1	08/05/14 10:28	08/05/14 13:48		

This report shall not be reproduced, except in full,
without the written consent of Pace Analytical Services, Inc..

Pace Analytical Services, Inc.
9608 Loiret Blvd.
Lenexa, KS 66219
(913)599-5665

ANALYTICAL RESULTS

Project: FORT SMITH, AR
Pace Project No.: 60174634

Sample: MW-62-201407 **Lab ID: 60174634008** Collected: 07/29/14 10:05 Received: 07/30/14 08:30 Matrix: Water

Parameters	Results	Units	Report Limit	MDL	DF	Prepared	Analyzed	CAS No.	Qual
Alcohol by Direct Inject GCFID	Analytical Method: EPA 8015 - Alcohol								
2-Chloroethanol	ND	ug/L	10000	1190	1		08/04/14 16:43	107-07-3	
6010 MET ICP	Analytical Method: EPA 6010 Preparation Method: EPA 3010								
Iron	**237**	ug/L	50.0	24.0	1	07/31/14 12:00	08/06/14 17:01	7439-89-6	
Manganese	**27.4**	ug/L	5.0	2.5	1	07/31/14 12:00	08/06/14 17:01	7439-96-5	
8260 MSV	Analytical Method: EPA 5030B/8260								
Acetone	ND	ug/L	10.0	5.0	1		08/04/14 15:16	67-64-1	
Benzene	ND	ug/L	5.0	0.50	1		08/04/14 15:16	71-43-2	
Bromodichloromethane	ND	ug/L	5.0	0.50	1		08/04/14 15:16	75-27-4	
Bromoform	ND	ug/L	5.0	0.50	1		08/04/14 15:16	75-25-2	
Bromomethane	ND	ug/L	7.0	2.5	1		08/04/14 15:16	74-83-9	
2-Butanone (MEK)	ND	ug/L	10.0	5.0	1		08/04/14 15:16	78-93-3	
Carbon disulfide	ND	ug/L	10.0	2.5	1		08/04/14 15:16	75-15-0	
Carbon tetrachloride	ND	ug/L	5.0	0.50	1		08/04/14 15:16	56-23-5	
Chlorobenzene	ND	ug/L	5.0	0.50	1		08/04/14 15:16	108-90-7	
Chloroethane	ND	ug/L	10.0	0.50	1		08/04/14 15:16	75-00-3	
Chloroform	ND	ug/L	5.0	0.50	1		08/04/14 15:16	67-66-3	
Chloromethane	ND	ug/L	10.0	0.50	1		08/04/14 15:16	74-87-3	
Dibromochloromethane	ND	ug/L	5.0	0.50	1		08/04/14 15:16	124-48-1	
1,1-Dichloroethane	ND	ug/L	2.4	0.50	1		08/04/14 15:16	75-34-3	
1,2-Dichloroethane	ND	ug/L	5.0	0.50	1		08/04/14 15:16	107-06-2	
1,1-Dichloroethene	ND	ug/L	5.0	0.50	1		08/04/14 15:16	75-35-4	
cis-1,2-Dichloroethene	ND	ug/L	5.0	0.50	1		08/04/14 15:16	156-59-2	
trans-1,2-Dichloroethene	ND	ug/L	5.0	0.50	1		08/04/14 15:16	156-60-5	
1,2-Dichloropropane	ND	ug/L	5.0	0.50	1		08/04/14 15:16	78-87-5	
cis-1,3-Dichloropropene	ND	ug/L	1.0	0.50	1		08/04/14 15:16	10061-01-5	
trans-1,3-Dichloropropene	ND	ug/L	1.0	0.50	1		08/04/14 15:16	10061-02-6	
Ethylbenzene	ND	ug/L	5.0	0.50	1		08/04/14 15:16	100-41-4	
2-Hexanone	ND	ug/L	10.0	5.0	1		08/04/14 15:16	591-78-6	
Methylene chloride	ND	ug/L	5.0	0.50	1		08/04/14 15:16	75-09-2	
4-Methyl-2-pentanone (MIBK)	ND	ug/L	10.0	2.5	1		08/04/14 15:16	108-10-1	
Styrene	ND	ug/L	5.0	0.50	1		08/04/14 15:16	100-42-5	
1,1,2,2-Tetrachloroethane	ND	ug/L	1.0	0.50	1		08/04/14 15:16	79-34-5	
Tetrachloroethene	ND	ug/L	5.0	0.50	1		08/04/14 15:16	127-18-4	
Toluene	ND	ug/L	5.0	0.50	1		08/04/14 15:16	108-88-3	
1,1,1-Trichloroethane	ND	ug/L	5.0	0.50	1		08/04/14 15:16	71-55-6	
1,1,2-Trichloroethane	ND	ug/L	5.0	0.50	1		08/04/14 15:16	79-00-5	
Trichloroethene	ND	ug/L	5.0	0.50	1		08/04/14 15:16	79-01-6	
Vinyl chloride	ND	ug/L	2.0	0.50	1		08/04/14 15:16	75-01-4	
Xylene (Total)	ND	ug/L	5.0	1.5	1		08/04/14 15:16	1330-20-7	
Surrogates									
4-Bromofluorobenzene (S)	104	%	80-120		1		08/04/14 15:16	460-00-4	
1,2-Dichloroethane-d4 (S)	99	%	80-120		1		08/04/14 15:16	17060-07-0	
Toluene-d8 (S)	97	%	80-120		1		08/04/14 15:16	2037-26-5	
Preservation pH	**1.0**		0.10	0.10	1		08/04/14 15:16		

REPORT OF LABORATORY ANALYSIS

This report shall not be reproduced, except in full,
without the written consent of Pace Analytical Services, Inc..

Pace Analytical Services, Inc.
9608 Loiret Blvd.
Lenexa, KS 66219
(913)599-5665

ANALYTICAL RESULTS

Project: FORT SMITH, AR
Pace Project No.: 60174634

Sample: MW-62-201407 **Lab ID: 60174634008** Collected: 07/29/14 10:05 Received: 07/30/14 08:30 Matrix: Water

Parameters	Results	Units	Report Limit	MDL	DF	Prepared	Analyzed	CAS No.	Qual
2320B Alkalinity	Analytical Method: SM 2320B								
Alkalinity,Bicarbonate (CaCO3)	**40.2**	mg/L	20.0	1.9	1		08/08/14 09:27		
Alkalinity, Carbonate (CaCO3)	ND	mg/L	20.0	1.9	1		08/08/14 09:27		
Alkalinity, Total as CaCO3	**40.2**	mg/L	20.0	1.9	1		08/08/14 09:27		
Iron, Ferric (Calculation)	Analytical Method: SM 3500-Fe B#4								
Iron, Ferric	**0.24**	mg/L	0.20		1		08/11/14 00:00	7439-89-6	
4500H+ pH, Electrometric	Analytical Method: SM 4500-H+B								
pH at 25 Degrees C	**5.6**	Std. Units	0.10	0.10	1		08/12/14 00:00		1e,H6
4500S2D Sulfide, Total	Analytical Method: SM 4500-S-2 D								
Sulfide, Total	ND	mg/L	0.050	0.0096	1		08/04/14 14:47	18496-25-8	
300.0 IC Anions 28 Days	Analytical Method: EPA 300.0								
Chloride	**153**	mg/L	10.0	0.62	10		07/31/14 21:17	16887-00-6	
Sulfate	**3.9**	mg/L	1.0	0.098	1		08/01/14 18:56	14808-79-8	
350.1 Ammonia	Analytical Method: EPA 350.1								
Nitrogen, Ammonia	ND	mg/L	0.10	0.014	1		07/31/14 09:48	7664-41-7	
353.2 Nitrogen, NO2/NO3 unpres	Analytical Method: EPA 353.2								
Nitrogen, Nitrate	**0.65**	mg/L	0.10	0.031	1		07/30/14 15:44		
Nitrogen, Nitrite	ND	mg/L	0.10	0.031	1		07/30/14 15:44		
Nitrogen, NO2 plus NO3	**0.65**	mg/L	0.10	0.013	1		07/30/14 15:44		
Total Carbon Dioxide Calc	Analytical Method: SM 4500-CO2 D								
Carbon Dioxide Calculation	**262**	mg/L			1		08/12/14 00:00		
5310C TOC	Analytical Method: SM 5310C								
Total Organic Carbon	ND	mg/L	1.0	0.50	1		08/11/14 00:16	7440-44-0	
SM4500P-E, Total Phosphorus	Analytical Method: SM 4500-P E Preparation Method: SM4500-P B								
Phosphate as P04	**0.032**	mg/L	0.030	0.015	1	08/05/14 10:28	08/05/14 13:48		

This report shall not be reproduced, except in full,
without the written consent of Pace Analytical Services, Inc..

Pace Analytical Services, Inc.
9608 Loiret Blvd.
Lenexa, KS 66219
(913)599-5665

ANALYTICAL RESULTS

Project: FORT SMITH, AR
Pace Project No.: 60174634

Sample: MW-40-201407 **Lab ID: 60174634009** Collected: 07/29/14 08:40 Received: 07/30/14 08:30 Matrix: Water

Parameters	Results	Units	Report Limit	MDL	DF	Prepared	Analyzed	CAS No.	Qual
Alcohol by Direct Inject GCFID	Analytical Method: EPA 8015 - Alcohol								
2-Chloroethanol	ND	ug/L	10000	1190	1		08/04/14 18:14	107-07-3	
6010 MET ICP	Analytical Method: EPA 6010 Preparation Method: EPA 3010								
Iron	ND	ug/L	50.0	24.0	1	07/31/14 12:00	08/06/14 17:08	7439-89-6	
Manganese	**222**	ug/L	5.0	2.5	1	07/31/14 12:00	08/06/14 17:08	7439-96-5	
8260 MSV	Analytical Method: EPA 5030B/8260								
Acetone	ND	ug/L	10.0	5.0	1		08/04/14 15:30	67-64-1	
Benzene	ND	ug/L	5.0	0.50	1		08/04/14 15:30	71-43-2	
Bromodichloromethane	ND	ug/L	5.0	0.50	1		08/04/14 15:30	75-27-4	
Bromoform	ND	ug/L	5.0	0.50	1		08/04/14 15:30	75-25-2	
Bromomethane	ND	ug/L	7.0	2.5	1		08/04/14 15:30	74-83-9	
2-Butanone (MEK)	ND	ug/L	10.0	5.0	1		08/04/14 15:30	78-93-3	
Carbon disulfide	ND	ug/L	10.0	2.5	1		08/04/14 15:30	75-15-0	
Carbon tetrachloride	ND	ug/L	5.0	0.50	1		08/04/14 15:30	56-23-5	
Chlorobenzene	ND	ug/L	5.0	0.50	1		08/04/14 15:30	108-90-7	
Chloroethane	ND	ug/L	10.0	0.50	1		08/04/14 15:30	75-00-3	
Chloroform	ND	ug/L	5.0	0.50	1		08/04/14 15:30	67-66-3	
Chloromethane	ND	ug/L	10.0	0.50	1		08/04/14 15:30	74-87-3	
Dibromochloromethane	ND	ug/L	5.0	0.50	1		08/04/14 15:30	124-48-1	
1,1-Dichloroethane	ND	ug/L	2.4	0.50	1		08/04/14 15:30	75-34-3	
1,2-Dichloroethane	ND	ug/L	5.0	0.50	1		08/04/14 15:30	107-06-2	
1,1-Dichloroethene	ND	ug/L	5.0	0.50	1		08/04/14 15:30	75-35-4	
cis-1,2-Dichloroethene	ND	ug/L	5.0	0.50	1		08/04/14 15:30	156-59-2	
trans-1,2-Dichloroethene	ND	ug/L	5.0	0.50	1		08/04/14 15:30	156-60-5	
1,2-Dichloropropane	ND	ug/L	5.0	0.50	1		08/04/14 15:30	78-87-5	
cis-1,3-Dichloropropene	ND	ug/L	1.0	0.50	1		08/04/14 15:30	10061-01-5	
trans-1,3-Dichloropropene	ND	ug/L	1.0	0.50	1		08/04/14 15:30	10061-02-6	
Ethylbenzene	ND	ug/L	5.0	0.50	1		08/04/14 15:30	100-41-4	
2-Hexanone	ND	ug/L	10.0	5.0	1		08/04/14 15:30	591-78-6	
Methylene chloride	ND	ug/L	5.0	0.50	1		08/04/14 15:30	75-09-2	
4-Methyl-2-pentanone (MIBK)	ND	ug/L	10.0	2.5	1		08/04/14 15:30	108-10-1	
Styrene	ND	ug/L	5.0	0.50	1		08/04/14 15:30	100-42-5	
1,1,2,2-Tetrachloroethane	ND	ug/L	1.0	0.50	1		08/04/14 15:30	79-34-5	
Tetrachloroethene	ND	ug/L	5.0	0.50	1		08/04/14 15:30	127-18-4	
Toluene	ND	ug/L	5.0	0.50	1		08/04/14 15:30	108-88-3	
1,1,1-Trichloroethane	ND	ug/L	5.0	0.50	1		08/04/14 15:30	71-55-6	
1,1,2-Trichloroethane	ND	ug/L	5.0	0.50	1		08/04/14 15:30	79-00-5	
Trichloroethene	ND	ug/L	5.0	0.50	1		08/04/14 15:30	79-01-6	
Vinyl chloride	ND	ug/L	2.0	0.50	1		08/04/14 15:30	75-01-4	
Xylene (Total)	ND	ug/L	5.0	1.5	1		08/04/14 15:30	1330-20-7	
Surrogates									
4-Bromofluorobenzene (S)	101	%	80-120		1		08/04/14 15:30	460-00-4	
1,2-Dichloroethane-d4 (S)	97	%	80-120		1		08/04/14 15:30	17060-07-0	
Toluene-d8 (S)	99	%	80-120		1		08/04/14 15:30	2037-26-5	
Preservation pH	**1.0**		0.10	0.10	1		08/04/14 15:30		

This report shall not be reproduced, except in full,
without the written consent of Pace Analytical Services, Inc..

Pace Analytical Services, Inc.
9608 Loiret Blvd.
Lenexa, KS 66219
(913)599-5665

ANALYTICAL RESULTS

Project: FORT SMITH, AR
Pace Project No.: 60174634

Sample: MW-40-201407 **Lab ID: 60174634009** Collected: 07/29/14 08:40 Received: 07/30/14 08:30 Matrix: Water

Parameters	Results	Units	Report Limit	MDL	DF	Prepared	Analyzed	CAS No.	Qual
2320B Alkalinity	Analytical Method: SM 2320B								
Alkalinity,Bicarbonate (CaCO3)	**16.5J**	mg/L	20.0	1.9	1		08/08/14 09:30		
Alkalinity, Carbonate (CaCO3)	ND	mg/L	20.0	1.9	1		08/08/14 09:30		
Alkalinity, Total as CaCO3	**16.5J**	mg/L	20.0	1.9	1		08/08/14 09:30		
Iron, Ferric (Calculation)	Analytical Method: SM 3500-Fe B#4								
Iron, Ferric	**0.0J**	mg/L	0.20		1		08/11/14 00:00	7439-89-6	
4500H+ pH, Electrometric	Analytical Method: SM 4500-H+B								
pH at 25 Degrees C	**4.6**	Std. Units	0.10	0.10	1		08/12/14 00:00		1e,H6
4500S2D Sulfide, Total	Analytical Method: SM 4500-S-2 D								
Sulfide, Total	ND	mg/L	0.050	0.0096	1		08/04/14 14:47	18496-25-8	
300.0 IC Anions 28 Days	Analytical Method: EPA 300.0								
Chloride	**230**	mg/L	20.0	1.2	20		08/01/14 19:25	16887-00-6	
Sulfate	**2.5**	mg/L	1.0	0.098	1		08/01/14 19:10	14808-79-8	
350.1 Ammonia	Analytical Method: EPA 350.1								
Nitrogen, Ammonia	ND	mg/L	0.10	0.014	1		07/31/14 09:49	7664-41-7	
353.2 Nitrogen, NO2/NO3 unpres	Analytical Method: EPA 353.2								
Nitrogen, Nitrate	**0.037J**	mg/L	0.10	0.031	1		07/30/14 15:45		
Nitrogen, Nitrite	ND	mg/L	0.10	0.031	1		07/30/14 15:45		
Nitrogen, NO2 plus NO3	**0.037J**	mg/L	0.10	0.013	1		07/30/14 15:45		
Total Carbon Dioxide Calc	Analytical Method: SM 4500-CO2 D								
Carbon Dioxide Calculation	**0.0**	mg/L			1		08/12/14 00:00		
5310C TOC	Analytical Method: SM 5310C								
Total Organic Carbon	ND	mg/L	1.0	0.50	1		08/11/14 00:35	7440-44-0	
SM4500P-E, Total Phosphorus	Analytical Method: SM 4500-P E Preparation Method: SM4500-P B								
Phosphate as P04	ND	mg/L	0.030	0.015	1	08/05/14 10:28	08/05/14 13:48		

This report shall not be reproduced, except in full,
without the written consent of Pace Analytical Services, Inc..

Pace Analytical Services, Inc.
9608 Loiret Blvd.
Lenexa, KS 66219
(913)599-5665

ANALYTICAL RESULTS

Project: FORT SMITH, AR
Pace Project No.: 60174634

Sample: IW-72-201407 **Lab ID: 60174634010** Collected: 07/29/14 15:20 Received: 07/30/14 08:30 Matrix: Water

Parameters	Results	Units	Report Limit	MDL	DF	Prepared	Analyzed	CAS No.	Qual
Alcohol by Direct Inject GCFID	Analytical Method: EPA 8015 - Alcohol								
2-Chloroethanol	ND	ug/L	10000	1190	1		08/04/14 18:25	107-07-3	
6010 MET ICP	Analytical Method: EPA 6010 Preparation Method: EPA 3010								
Iron	**327**	ug/L	50.0	24.0	1	07/31/14 12:00	08/06/14 17:10	7439-89-6	
Manganese	**4920**	ug/L	5.0	2.5	1	07/31/14 12:00	08/06/14 17:10	7439-96-5	
8260 MSV	Analytical Method: EPA 5030B/8260								
Acetone	ND	ug/L	10.0	5.0	1		08/04/14 15:44	67-64-1	
Benzene	ND	ug/L	5.0	0.50	1		08/04/14 15:44	71-43-2	
Bromodichloromethane	ND	ug/L	5.0	0.50	1		08/04/14 15:44	75-27-4	
Bromoform	**1.6J**	ug/L	5.0	0.50	1		08/04/14 15:44	75-25-2	
Bromomethane	ND	ug/L	7.0	2.5	1		08/04/14 15:44	74-83-9	
2-Butanone (MEK)	ND	ug/L	10.0	5.0	1		08/04/14 15:44	78-93-3	
Carbon disulfide	ND	ug/L	10.0	2.5	1		08/04/14 15:44	75-15-0	
Carbon tetrachloride	ND	ug/L	5.0	0.50	1		08/04/14 15:44	56-23-5	
Chlorobenzene	ND	ug/L	5.0	0.50	1		08/04/14 15:44	108-90-7	
Chloroethane	ND	ug/L	10.0	0.50	1		08/04/14 15:44	75-00-3	
Chloroform	ND	ug/L	5.0	0.50	1		08/04/14 15:44	67-66-3	
Chloromethane	ND	ug/L	10.0	0.50	1		08/04/14 15:44	74-87-3	
Dibromochloromethane	ND	ug/L	5.0	0.50	1		08/04/14 15:44	124-48-1	
1,1-Dichloroethane	ND	ug/L	2.4	0.50	1		08/04/14 15:44	75-34-3	
1,2-Dichloroethane	ND	ug/L	5.0	0.50	1		08/04/14 15:44	107-06-2	
1,1-Dichloroethene	ND	ug/L	5.0	0.50	1		08/04/14 15:44	75-35-4	
cis-1,2-Dichloroethene	ND	ug/L	5.0	0.50	1		08/04/14 15:44	156-59-2	
trans-1,2-Dichloroethene	ND	ug/L	5.0	0.50	1		08/04/14 15:44	156-60-5	
1,2-Dichloropropane	ND	ug/L	5.0	0.50	1		08/04/14 15:44	78-87-5	
cis-1,3-Dichloropropene	ND	ug/L	1.0	0.50	1		08/04/14 15:44	10061-01-5	
trans-1,3-Dichloropropene	ND	ug/L	1.0	0.50	1		08/04/14 15:44	10061-02-6	
Ethylbenzene	ND	ug/L	5.0	0.50	1		08/04/14 15:44	100-41-4	
2-Hexanone	ND	ug/L	10.0	5.0	1		08/04/14 15:44	591-78-6	
Methylene chloride	ND	ug/L	5.0	0.50	1		08/04/14 15:44	75-09-2	
4-Methyl-2-pentanone (MIBK)	ND	ug/L	10.0	2.5	1		08/04/14 15:44	108-10-1	
Styrene	ND	ug/L	5.0	0.50	1		08/04/14 15:44	100-42-5	
1,1,2,2-Tetrachloroethane	ND	ug/L	1.0	0.50	1		08/04/14 15:44	79-34-5	
Tetrachloroethene	ND	ug/L	5.0	0.50	1		08/04/14 15:44	127-18-4	
Toluene	ND	ug/L	5.0	0.50	1		08/04/14 15:44	108-88-3	
1,1,1-Trichloroethane	ND	ug/L	5.0	0.50	1		08/04/14 15:44	71-55-6	
1,1,2-Trichloroethane	ND	ug/L	5.0	0.50	1		08/04/14 15:44	79-00-5	
Trichloroethene	ND	ug/L	5.0	0.50	1		08/04/14 15:44	79-01-6	
Vinyl chloride	ND	ug/L	2.0	0.50	1		08/04/14 15:44	75-01-4	
Xylene (Total)	ND	ug/L	5.0	1.5	1		08/04/14 15:44	1330-20-7	
Surrogates									
4-Bromofluorobenzene (S)	97	%	80-120		1		08/04/14 15:44	460-00-4	
1,2-Dichloroethane-d4 (S)	99	%	80-120		1		08/04/14 15:44	17060-07-0	
Toluene-d8 (S)	99	%	80-120		1		08/04/14 15:44	2037-26-5	
Preservation pH	**1.0**		0.10	0.10	1		08/04/14 15:44		

REPORT OF LABORATORY ANALYSIS

This report shall not be reproduced, except in full,
without the written consent of Pace Analytical Services, Inc..

Pace Analytical Services, Inc.
9608 Loiret Blvd.
Lenexa, KS 66219
(913)599-5665

ANALYTICAL RESULTS

Project: FORT SMITH, AR
Pace Project No.: 60174634

Sample: IW-72-201407 **Lab ID: 60174634010** Collected: 07/29/14 15:20 Received: 07/30/14 08:30 Matrix: Water

Parameters	Results	Units	Report Limit	MDL	DF	Prepared	Analyzed	CAS No.	Qual
2320B Alkalinity	Analytical Method: SM 2320B								
Alkalinity,Bicarbonate (CaCO3)	**112**	mg/L	20.0	1.9	1		08/08/14 09:34		
Alkalinity, Carbonate (CaCO3)	ND	mg/L	20.0	1.9	1		08/08/14 09:34		
Alkalinity, Total as CaCO3	**112**	mg/L	20.0	1.9	1		08/08/14 09:34		
Iron, Ferric (Calculation)	Analytical Method: SM 3500-Fe B#4								
Iron, Ferric	**0.0J**	mg/L	0.20		1		08/11/14 00:00	7439-89-6	
4500H+ pH, Electrometric	Analytical Method: SM 4500-H+B								
pH at 25 Degrees C	**5.5**	Std. Units	0.10	0.10	1		08/12/14 00:00		1e,H6
4500S2D Sulfide, Total	Analytical Method: SM 4500-S-2 D								
Sulfide, Total	ND	mg/L	0.25	0.048	5		08/04/14 14:48	18496-25-8	
300.0 IC Anions 28 Days	Analytical Method: EPA 300.0								
Chloride	**224**	mg/L	20.0	1.2	20		08/01/14 19:54	16887-00-6	
Sulfate	**8.6**	mg/L	1.0	0.098	1		08/01/14 19:39	14808-79-8	
350.1 Ammonia	Analytical Method: EPA 350.1								
Nitrogen, Ammonia	**0.023J**	mg/L	0.10	0.014	1		07/31/14 09:52	7664-41-7	
353.2 Nitrogen, NO2/NO3 unpres	Analytical Method: EPA 353.2								
Nitrogen, Nitrate	**0.76**	mg/L	0.10	0.031	1		07/30/14 15:46		
Nitrogen, Nitrite	ND	mg/L	0.10	0.031	1		07/30/14 15:46		
Nitrogen, NO2 plus NO3	**0.76**	mg/L	0.10	0.013	1		07/30/14 15:46		
Total Carbon Dioxide Calc	Analytical Method: SM 4500-CO2 D								
Carbon Dioxide Calculation	**773**	mg/L			1		08/12/14 00:00		
5310C TOC	Analytical Method: SM 5310C								
Total Organic Carbon	ND	mg/L	1.0	0.50	1		08/11/14 01:34	7440-44-0	
SM4500P-E, Total Phosphorus	Analytical Method: SM 4500-P E Preparation Method: SM4500-P B								
Phosphate as P04	**0.31**	mg/L	0.030	0.015	1	08/05/14 10:28	08/05/14 13:49		

This report shall not be reproduced, except in full,
without the written consent of Pace Analytical Services, Inc..

Pace Analytical Services, Inc.
9608 Loiret Blvd.
Lenexa, KS 66219
(913)599-5665

ANALYTICAL RESULTS

Project: FORT SMITH, AR
Pace Project No.: 60174634

Sample: MW-46R-201407 **Lab ID: 60174634011** Collected: 07/29/14 11:35 Received: 07/30/14 08:30 Matrix: Water

Parameters	Results	Units	Report Limit	MDL	DF	Prepared	Analyzed	CAS No.	Qual
Alcohol by Direct Inject GCFID	Analytical Method: EPA 8015 - Alcohol								
2-Chloroethanol	ND	ug/L	10000	1190	1		08/04/14 18:36	107-07-3	
6010 MET ICP	Analytical Method: EPA 6010 Preparation Method: EPA 3010								
Iron	**29.9J**	ug/L	50.0	24.0	1	07/31/14 12:00	08/06/14 17:13	7439-89-6	
Manganese	**108**	ug/L	5.0	2.5	1	07/31/14 12:00	08/06/14 17:13	7439-96-5	
8260 MSV	Analytical Method: EPA 5030B/8260								
Acetone	ND	ug/L	10.0	5.0	1		08/05/14 11:38	67-64-1	
Benzene	ND	ug/L	5.0	0.50	1		08/05/14 11:38	71-43-2	
Bromodichloromethane	ND	ug/L	5.0	0.50	1		08/05/14 11:38	75-27-4	
Bromoform	ND	ug/L	5.0	0.50	1		08/05/14 11:38	75-25-2	
Bromomethane	ND	ug/L	7.0	2.5	1		08/05/14 11:38	74-83-9	
2-Butanone (MEK)	ND	ug/L	10.0	5.0	1		08/05/14 11:38	78-93-3	
Carbon disulfide	ND	ug/L	10.0	2.5	1		08/05/14 11:38	75-15-0	
Carbon tetrachloride	ND	ug/L	5.0	0.50	1		08/05/14 11:38	56-23-5	
Chlorobenzene	ND	ug/L	5.0	0.50	1		08/05/14 11:38	108-90-7	
Chloroethane	ND	ug/L	10.0	0.50	1		08/05/14 11:38	75-00-3	
Chloroform	ND	ug/L	5.0	0.50	1		08/05/14 11:38	67-66-3	
Chloromethane	ND	ug/L	10.0	0.50	1		08/05/14 11:38	74-87-3	
Dibromochloromethane	ND	ug/L	5.0	0.50	1		08/05/14 11:38	124-48-1	
1,1-Dichloroethane	ND	ug/L	2.4	0.50	1		08/05/14 11:38	75-34-3	
1,2-Dichloroethane	ND	ug/L	5.0	0.50	1		08/05/14 11:38	107-06-2	
1,1-Dichloroethene	**1.2J**	ug/L	5.0	0.50	1		08/05/14 11:38	75-35-4	
cis-1,2-Dichloroethene	**13.7**	ug/L	5.0	0.50	1		08/05/14 11:38	156-59-2	
trans-1,2-Dichloroethene	**0.65J**	ug/L	5.0	0.50	1		08/05/14 11:38	156-60-5	
1,2-Dichloropropane	ND	ug/L	5.0	0.50	1		08/05/14 11:38	78-87-5	
cis-1,3-Dichloropropene	ND	ug/L	1.0	0.50	1		08/05/14 11:38	10061-01-5	
trans-1,3-Dichloropropene	ND	ug/L	1.0	0.50	1		08/05/14 11:38	10061-02-6	
Ethylbenzene	ND	ug/L	5.0	0.50	1		08/05/14 11:38	100-41-4	
2-Hexanone	ND	ug/L	10.0	5.0	1		08/05/14 11:38	591-78-6	
Methylene chloride	ND	ug/L	5.0	0.50	1		08/05/14 11:38	75-09-2	
4-Methyl-2-pentanone (MIBK)	ND	ug/L	10.0	2.5	1		08/05/14 11:38	108-10-1	
Styrene	ND	ug/L	5.0	0.50	1		08/05/14 11:38	100-42-5	
1,1,2,2-Tetrachloroethane	ND	ug/L	1.0	0.50	1		08/05/14 11:38	79-34-5	
Tetrachloroethene	ND	ug/L	5.0	0.50	1		08/05/14 11:38	127-18-4	
Toluene	ND	ug/L	5.0	0.50	1		08/05/14 11:38	108-88-3	
1,1,1-Trichloroethane	ND	ug/L	5.0	0.50	1		08/05/14 11:38	71-55-6	
1,1,2-Trichloroethane	ND	ug/L	5.0	0.50	1		08/05/14 11:38	79-00-5	
Trichloroethene	**472**	ug/L	50.0	5.0	10		08/04/14 16:13	79-01-6	
Vinyl chloride	**0.64J**	ug/L	2.0	0.50	1		08/05/14 11:38	75-01-4	
Xylene (Total)	ND	ug/L	5.0	1.5	1		08/05/14 11:38	1330-20-7	
Surrogates									
4-Bromofluorobenzene (S)	104	%	80-120		1		08/05/14 11:38	460-00-4	
1,2-Dichloroethane-d4 (S)	98	%	80-120		1		08/05/14 11:38	17060-07-0	
Toluene-d8 (S)	96	%	80-120		1		08/05/14 11:38	2037-26-5	
Preservation pH	**1.0**		0.10	0.10	1		08/05/14 11:38		

This report shall not be reproduced, except in full,
without the written consent of Pace Analytical Services, Inc..

Pace Analytical Services, Inc.
9608 Loiret Blvd.
Lenexa, KS 66219
(913)599-5665

ANALYTICAL RESULTS

Project: FORT SMITH, AR
Pace Project No.: 60174634

Sample: MW-46R-201407 **Lab ID: 60174634011** Collected: 07/29/14 11:35 Received: 07/30/14 08:30 Matrix: Water

Parameters	Results	Units	Report Limit	MDL	DF	Prepared	Analyzed	CAS No.	Qual
2320B Alkalinity	Analytical Method: SM 2320B								
Alkalinity,Bicarbonate (CaCO3)	**12.7J**	mg/L	20.0	1.9	1		08/08/14 09:38		
Alkalinity, Carbonate (CaCO3)	ND	mg/L	20.0	1.9	1		08/08/14 09:38		
Alkalinity, Total as CaCO3	**12.7J**	mg/L	20.0	1.9	1		08/08/14 09:38		
Iron, Ferric (Calculation)	Analytical Method: SM 3500-Fe B#4								
Iron, Ferric	**0.030J**	mg/L	0.20		1		08/11/14 00:00	7439-89-6	
4500H+ pH, Electrometric	Analytical Method: SM 4500-H+B								
pH at 25 Degrees C	**4.7**	Std. Units	0.10	0.10	1		08/12/14 00:00		1e,H6
4500S2D Sulfide, Total	Analytical Method: SM 4500-S-2 D								
Sulfide, Total	ND	mg/L	0.050	0.0096	1		08/04/14 14:48	18496-25-8	
300.0 IC Anions 28 Days	Analytical Method: EPA 300.0								
Chloride	**231**	mg/L	20.0	1.2	20		08/01/14 20:22	16887-00-6	
Sulfate	**0.69J**	mg/L	1.0	0.098	1		08/01/14 20:08	14808-79-8	
350.1 Ammonia	Analytical Method: EPA 350.1								
Nitrogen, Ammonia	ND	mg/L	0.10	0.014	1		07/31/14 09:53	7664-41-7	
353.2 Nitrogen, NO2/NO3 unpres	Analytical Method: EPA 353.2								
Nitrogen, Nitrate	ND	mg/L	0.10	0.031	1		07/30/14 15:47		
Nitrogen, Nitrite	ND	mg/L	0.10	0.031	1		07/30/14 15:47		
Nitrogen, NO2 plus NO3	ND	mg/L	0.10	0.013	1		07/30/14 15:47		
Total Carbon Dioxide Calc	Analytical Method: SM 4500-CO2 D								
Carbon Dioxide Calculation	**0.0**	mg/L			1		08/12/14 00:00		
5310C TOC	Analytical Method: SM 5310C								
Total Organic Carbon	ND	mg/L	1.0	0.50	1		08/11/14 01:53	7440-44-0	
SM4500P-E, Total Phosphorus	Analytical Method: SM 4500-P E Preparation Method: SM4500-P B								
Phosphate as P04	**0.032**	mg/L	0.030	0.015	1	08/05/14 10:28	08/05/14 14:22		

This report shall not be reproduced, except in full,
without the written consent of Pace Analytical Services, Inc..

Pace Analytical Services, Inc.
9608 Loiret Blvd.
Lenexa, KS 66219
(913)599-5665

ANALYTICAL RESULTS

Project: FORT SMITH, AR
Pace Project No.: 60174634

Sample: MW-34-201407 **Lab ID: 60174634012** Collected: 07/29/14 17:15 Received: 07/30/14 08:30 Matrix: Water

Parameters	Results	Units	Report Limit	MDL	DF	Prepared	Analyzed	CAS No.	Qual
Alcohol by Direct Inject GCFID	Analytical Method: EPA 8015 - Alcohol								
2-Chloroethanol	ND	ug/L	10000	1190	1		08/04/14 16:54	107-07-3	
6010 MET ICP	Analytical Method: EPA 6010 Preparation Method: EPA 3010								
Iron	**300**	ug/L	50.0	24.0	1	07/31/14 12:00	08/06/14 17:15	7439-89-6	
Manganese	**302**	ug/L	5.0	2.5	1	07/31/14 12:00	08/06/14 17:15	7439-96-5	
8260 MSV	Analytical Method: EPA 5030B/8260								
Acetone	**11.2**	ug/L	10.0	5.0	1		08/04/14 13:07	67-64-1	
Benzene	ND	ug/L	5.0	0.50	1		08/04/14 13:07	71-43-2	
Bromodichloromethane	ND	ug/L	5.0	0.50	1		08/04/14 13:07	75-27-4	
Bromoform	**3.7J**	ug/L	5.0	0.50	1		08/04/14 13:07	75-25-2	
Bromomethane	**3.8J**	ug/L	7.0	2.5	1		08/04/14 13:07	74-83-9	
2-Butanone (MEK)	ND	ug/L	10.0	5.0	1		08/04/14 13:07	78-93-3	
Carbon disulfide	ND	ug/L	10.0	2.5	1		08/04/14 13:07	75-15-0	
Carbon tetrachloride	ND	ug/L	5.0	0.50	1		08/04/14 13:07	56-23-5	
Chlorobenzene	ND	ug/L	5.0	0.50	1		08/04/14 13:07	108-90-7	
Chloroethane	ND	ug/L	10.0	0.50	1		08/04/14 13:07	75-00-3	
Chloroform	ND	ug/L	5.0	0.50	1		08/04/14 13:07	67-66-3	
Chloromethane	**2.8J**	ug/L	10.0	0.50	1		08/04/14 13:07	74-87-3	
Dibromochloromethane	ND	ug/L	5.0	0.50	1		08/04/14 13:07	124-48-1	
1,1-Dichloroethane	ND	ug/L	2.4	0.50	1		08/04/14 13:07	75-34-3	
1,2-Dichloroethane	ND	ug/L	5.0	0.50	1		08/04/14 13:07	107-06-2	
1,1-Dichloroethene	ND	ug/L	5.0	0.50	1		08/04/14 13:07	75-35-4	
cis-1,2-Dichloroethene	**1.7J**	ug/L	5.0	0.50	1		08/04/14 13:07	156-59-2	
trans-1,2-Dichloroethene	ND	ug/L	5.0	0.50	1		08/04/14 13:07	156-60-5	
1,2-Dichloropropane	ND	ug/L	5.0	0.50	1		08/04/14 13:07	78-87-5	
cis-1,3-Dichloropropene	ND	ug/L	1.0	0.50	1		08/04/14 13:07	10061-01-5	
trans-1,3-Dichloropropene	ND	ug/L	1.0	0.50	1		08/04/14 13:07	10061-02-6	
Ethylbenzene	ND	ug/L	5.0	0.50	1		08/04/14 13:07	100-41-4	
2-Hexanone	ND	ug/L	10.0	5.0	1		08/04/14 13:07	591-78-6	
Methylene chloride	ND	ug/L	5.0	0.50	1		08/04/14 13:07	75-09-2	
4-Methyl-2-pentanone (MIBK)	ND	ug/L	10.0	2.5	1		08/04/14 13:07	108-10-1	
Styrene	ND	ug/L	5.0	0.50	1		08/04/14 13:07	100-42-5	
1,1,2,2-Tetrachloroethane	ND	ug/L	1.0	0.50	1		08/04/14 13:07	79-34-5	
Tetrachloroethene	ND	ug/L	5.0	0.50	1		08/04/14 13:07	127-18-4	
Toluene	ND	ug/L	5.0	0.50	1		08/04/14 13:07	108-88-3	
1,1,1-Trichloroethane	ND	ug/L	5.0	0.50	1		08/04/14 13:07	71-55-6	
1,1,2-Trichloroethane	ND	ug/L	5.0	0.50	1		08/04/14 13:07	79-00-5	
Trichloroethene	**78.2**	ug/L	5.0	0.50	1		08/04/14 13:07	79-01-6	
Vinyl chloride	ND	ug/L	2.0	0.50	1		08/04/14 13:07	75-01-4	
Xylene (Total)	ND	ug/L	5.0	1.5	1		08/04/14 13:07	1330-20-7	
Surrogates									
4-Bromofluorobenzene (S)	96	%	80-120		1		08/04/14 13:07	460-00-4	
1,2-Dichloroethane-d4 (S)	97	%	80-120		1		08/04/14 13:07	17060-07-0	
Toluene-d8 (S)	98	%	80-120		1		08/04/14 13:07	2037-26-5	
Preservation pH	**7.0**		0.10	0.10	1		08/04/14 13:07		

REPORT OF LABORATORY ANALYSIS

This report shall not be reproduced, except in full,
without the written consent of Pace Analytical Services, Inc..

Pace Analytical Services, Inc.
9608 Loiret Blvd.
Lenexa, KS 66219
(913)599-5665

ANALYTICAL RESULTS

Project: FORT SMITH, AR
Pace Project No.: 60174634

Sample: MW-34-201407 **Lab ID: 60174634012** Collected: 07/29/14 17:15 Received: 07/30/14 08:30 Matrix: Water

Parameters	Results	Units	Report Limit	MDL	DF	Prepared	Analyzed	CAS No.	Qual
2320B Alkalinity	Analytical Method: SM 2320B								
Alkalinity,Bicarbonate (CaCO3)	**7.7J**	mg/L	20.0	1.9	1		08/08/14 09:42		
Alkalinity, Carbonate (CaCO3)	ND	mg/L	20.0	1.9	1		08/08/14 09:42		
Alkalinity, Total as CaCO3	**7.7J**	mg/L	20.0	1.9	1		08/08/14 09:42		
Iron, Ferric (Calculation)	Analytical Method: SM 3500-Fe B#4								
Iron, Ferric	**0.30**	mg/L	0.20		1		08/11/14 00:00	7439-89-6	
4500H+ pH, Electrometric	Analytical Method: SM 4500-H+B								
pH at 25 Degrees C	**4.5**	Std. Units	0.10	0.10	1		08/12/14 00:00		1e,H6
4500S2D Sulfide, Total	Analytical Method: SM 4500-S-2 D								
Sulfide, Total	ND	mg/L	0.050	0.0096	1		08/04/14 14:48	18496-25-8	
300.0 IC Anions 28 Days	Analytical Method: EPA 300.0								
Chloride	**268**	mg/L	20.0	1.2	20		08/01/14 20:37	16887-00-6	
Sulfate	**133**	mg/L	10.0	0.98	10		07/31/14 22:14	14808-79-8	
350.1 Ammonia	Analytical Method: EPA 350.1								
Nitrogen, Ammonia	**0.11**	mg/L	0.10	0.014	1		07/31/14 09:55	7664-41-7	
353.2 Nitrogen, NO2/NO3 unpres	Analytical Method: EPA 353.2								
Nitrogen, Nitrate	**0.35**	mg/L	0.10	0.031	1		07/30/14 15:49		
Nitrogen, Nitrite	ND	mg/L	0.10	0.031	1		07/30/14 15:49		
Nitrogen, NO2 plus NO3	**0.35**	mg/L	0.10	0.013	1		07/30/14 15:49		
Total Carbon Dioxide Calc	Analytical Method: SM 4500-CO2 D								
Carbon Dioxide Calculation	**0.0**	mg/L			1		08/12/14 00:00		
5310C TOC	Analytical Method: SM 5310C								
Total Organic Carbon	ND	mg/L	1.0	0.50	1		08/11/14 02:12	7440-44-0	
SM4500P-E, Total Phosphorus	Analytical Method: SM 4500-P E Preparation Method: SM4500-P B								
Phosphate as P04	**0.066**	mg/L	0.030	0.015	1	08/05/14 10:28	08/05/14 14:23		

This report shall not be reproduced, except in full,
without the written consent of Pace Analytical Services, Inc..

Pace Analytical Services, Inc.
9608 Loiret Blvd.
Lenexa, KS 66219
(913)599-5665

ANALYTICAL RESULTS

Project: FORT SMITH, AR
Pace Project No.: 60174634

Sample: IW-77-201407 **Lab ID: 60174634013** Collected: 07/29/14 17:40 Received: 07/30/14 08:30 Matrix: Water

Parameters	Results	Units	Report Limit	MDL	DF	Prepared	Analyzed	CAS No.	Qual
Alcohol by Direct Inject GCFID	Analytical Method: EPA 8015 - Alcohol								
2-Chloroethanol	ND	ug/L	10000	1190	1		08/04/14 17:05	107-07-3	
6010 MET ICP	Analytical Method: EPA 6010 Preparation Method: EPA 3010								
Iron	**314**	ug/L	50.0	24.0	1	07/31/14 12:00	08/06/14 17:17	7439-89-6	
Manganese	**14.8**	ug/L	5.0	2.5	1	07/31/14 12:00	08/06/14 17:17	7439-96-5	
8260 MSV	Analytical Method: EPA 5030B/8260								
Acetone	**9.8J**	ug/L	10.0	5.0	1		08/05/14 11:24	67-64-1	
Benzene	ND	ug/L	5.0	0.50	1		08/05/14 11:24	71-43-2	
Bromodichloromethane	ND	ug/L	5.0	0.50	1		08/05/14 11:24	75-27-4	
Bromoform	**1.2J**	ug/L	5.0	0.50	1		08/05/14 11:24	75-25-2	
Bromomethane	**3.8J**	ug/L	7.0	2.5	1		08/05/14 11:24	74-83-9	
2-Butanone (MEK)	ND	ug/L	10.0	5.0	1		08/05/14 11:24	78-93-3	
Carbon disulfide	ND	ug/L	10.0	2.5	1		08/05/14 11:24	75-15-0	
Carbon tetrachloride	ND	ug/L	5.0	0.50	1		08/05/14 11:24	56-23-5	
Chlorobenzene	ND	ug/L	5.0	0.50	1		08/05/14 11:24	108-90-7	
Chloroethane	ND	ug/L	10.0	0.50	1		08/05/14 11:24	75-00-3	
Chloroform	**0.80J**	ug/L	5.0	0.50	1		08/05/14 11:24	67-66-3	
Chloromethane	**4.0J**	ug/L	10.0	0.50	1		08/05/14 11:24	74-87-3	
Dibromochloromethane	ND	ug/L	5.0	0.50	1		08/05/14 11:24	124-48-1	
1,1-Dichloroethane	ND	ug/L	2.4	0.50	1		08/05/14 11:24	75-34-3	
1,2-Dichloroethane	ND	ug/L	5.0	0.50	1		08/05/14 11:24	107-06-2	
1,1-Dichloroethene	**0.87J**	ug/L	5.0	0.50	1		08/05/14 11:24	75-35-4	
cis-1,2-Dichloroethene	**35.2**	ug/L	5.0	0.50	1		08/05/14 11:24	156-59-2	
trans-1,2-Dichloroethene	**5.2**	ug/L	5.0	0.50	1		08/05/14 11:24	156-60-5	
1,2-Dichloropropane	ND	ug/L	5.0	0.50	1		08/05/14 11:24	78-87-5	
cis-1,3-Dichloropropene	ND	ug/L	1.0	0.50	1		08/05/14 11:24	10061-01-5	
trans-1,3-Dichloropropene	ND	ug/L	1.0	0.50	1		08/05/14 11:24	10061-02-6	
Ethylbenzene	ND	ug/L	5.0	0.50	1		08/05/14 11:24	100-41-4	
2-Hexanone	ND	ug/L	10.0	5.0	1		08/05/14 11:24	591-78-6	
Methylene chloride	ND	ug/L	5.0	0.50	1		08/05/14 11:24	75-09-2	
4-Methyl-2-pentanone (MIBK)	ND	ug/L	10.0	2.5	1		08/05/14 11:24	108-10-1	
Styrene	ND	ug/L	5.0	0.50	1		08/05/14 11:24	100-42-5	
1,1,2,2-Tetrachloroethane	ND	ug/L	1.0	0.50	1		08/05/14 11:24	79-34-5	
Tetrachloroethene	**0.51J**	ug/L	5.0	0.50	1		08/05/14 11:24	127-18-4	
Toluene	ND	ug/L	5.0	0.50	1		08/05/14 11:24	108-88-3	
1,1,1-Trichloroethane	ND	ug/L	5.0	0.50	1		08/05/14 11:24	71-55-6	
1,1,2-Trichloroethane	ND	ug/L	5.0	0.50	1		08/05/14 11:24	79-00-5	
Trichloroethene	**1540**	ug/L	100	10.0	20		08/04/14 14:19	79-01-6	
Vinyl chloride	ND	ug/L	2.0	0.50	1		08/05/14 11:24	75-01-4	
Xylene (Total)	ND	ug/L	5.0	1.5	1		08/05/14 11:24	1330-20-7	
Surrogates									
4-Bromofluorobenzene (S)	97	%	80-120		1		08/05/14 11:24	460-00-4	
1,2-Dichloroethane-d4 (S)	95	%	80-120		1		08/05/14 11:24	17060-07-0	
Toluene-d8 (S)	98	%	80-120		1		08/05/14 11:24	2037-26-5	
Preservation pH	**1.0**		0.10	0.10	1		08/05/14 11:24		

This report shall not be reproduced, except in full,
without the written consent of Pace Analytical Services, Inc..

Pace Analytical Services, Inc.
9608 Loiret Blvd.
Lenexa, KS 66219
(913)599-5665

ANALYTICAL RESULTS

Project: FORT SMITH, AR
Pace Project No.: 60174634

Sample: IW-77-201407 **Lab ID: 60174634013** Collected: 07/29/14 17:40 Received: 07/30/14 08:30 Matrix: Water

Parameters	Results	Units	Report Limit	MDL	DF	Prepared	Analyzed	CAS No.	Qual
2320B Alkalinity	Analytical Method: SM 2320B								
Alkalinity,Bicarbonate (CaCO3)	**206**	mg/L	20.0	1.9	1		08/08/14 09:46		
Alkalinity, Carbonate (CaCO3)	ND	mg/L	20.0	1.9	1		08/08/14 09:46		
Alkalinity, Total as CaCO3	**206**	mg/L	20.0	1.9	1		08/08/14 09:46		
Iron, Ferric (Calculation)	Analytical Method: SM 3500-Fe B#4								
Iron, Ferric	**0.31**	mg/L	0.20		1		08/11/14 00:00	7439-89-6	
4500H+ pH, Electrometric	Analytical Method: SM 4500-H+B								
pH at 25 Degrees C	**6.7**	Std. Units	0.10	0.10	1		08/12/14 00:00		1e,H6
4500S2D Sulfide, Total	Analytical Method: SM 4500-S-2 D								
Sulfide, Total	ND	mg/L	0.050	0.0096	1		08/04/14 14:49	18496-25-8	
300.0 IC Anions 28 Days	Analytical Method: EPA 300.0								
Chloride	**269**	mg/L	20.0	1.2	20		08/01/14 20:51	16887-00-6	
Sulfate	**450**	mg/L	50.0	4.9	50		08/01/14 21:34	14808-79-8	
350.1 Ammonia	Analytical Method: EPA 350.1								
Nitrogen, Ammonia	**0.28**	mg/L	0.10	0.014	1		07/31/14 09:56	7664-41-7	
353.2 Nitrogen, NO2/NO3 unpres	Analytical Method: EPA 353.2								
Nitrogen, Nitrate	**2.0**	mg/L	0.10	0.031	1		07/30/14 15:49		
Nitrogen, Nitrite	ND	mg/L	0.10	0.031	1		07/30/14 15:49		
Nitrogen, NO2 plus NO3	**2.0**	mg/L	0.10	0.013	1		07/30/14 15:49		
Total Carbon Dioxide Calc	Analytical Method: SM 4500-CO2 D								
Carbon Dioxide Calculation	**256**	mg/L			1		08/12/14 00:00		
5310C TOC	Analytical Method: SM 5310C								
Total Organic Carbon	**1.2**	mg/L	1.0	0.50	1		08/11/14 02:32	7440-44-0	
SM4500P-E, Total Phosphorus	Analytical Method: SM 4500-P E Preparation Method: SM4500-P B								
Phosphate as P04	**2.5**	mg/L	0.030	0.015	1	08/05/14 10:28	08/05/14 14:23		

This report shall not be reproduced, except in full,
without the written consent of Pace Analytical Services, Inc..

Pace Analytical Services, Inc.
9608 Loiret Blvd.
Lenexa, KS 66219
(913)599-5665

ANALYTICAL RESULTS

Project: FORT SMITH, AR
Pace Project No.: 60174634

Sample: MW-36-201407 **Lab ID: 60174634014** Collected: 07/29/14 15:20 Received: 07/30/14 08:30 Matrix: Water

Parameters	Results	Units	Report Limit	MDL	DF	Prepared	Analyzed	CAS No.	Qual
Alcohol by Direct Inject GCFID	Analytical Method: EPA 8015 - Alcohol								
2-Chloroethanol	ND	ug/L	10000	1190	1		08/04/14 17:17	107-07-3	
6010 MET ICP	Analytical Method: EPA 6010 Preparation Method: EPA 3010								
Iron	**35.0J**	ug/L	50.0	24.0	1	07/31/14 12:00	08/06/14 17:20	7439-89-6	
Manganese	**413**	ug/L	5.0	2.5	1	07/31/14 12:00	08/06/14 17:20	7439-96-5	
8260 MSV	Analytical Method: EPA 5030B/8260								
Acetone	**410**	ug/L	10.0	5.0	1		08/04/14 13:22	67-64-1	
Benzene	ND	ug/L	5.0	0.50	1		08/04/14 13:22	71-43-2	
Bromodichloromethane	ND	ug/L	5.0	0.50	1		08/04/14 13:22	75-27-4	
Bromoform	ND	ug/L	5.0	0.50	1		08/04/14 13:22	75-25-2	
Bromomethane	ND	ug/L	7.0	2.5	1		08/04/14 13:22	74-83-9	
2-Butanone (MEK)	ND	ug/L	10.0	5.0	1		08/04/14 13:22	78-93-3	
Carbon disulfide	ND	ug/L	10.0	2.5	1		08/04/14 13:22	75-15-0	
Carbon tetrachloride	ND	ug/L	5.0	0.50	1		08/04/14 13:22	56-23-5	
Chlorobenzene	ND	ug/L	5.0	0.50	1		08/04/14 13:22	108-90-7	
Chloroethane	ND	ug/L	10.0	0.50	1		08/04/14 13:22	75-00-3	
Chloroform	ND	ug/L	5.0	0.50	1		08/04/14 13:22	67-66-3	
Chloromethane	**1.1J**	ug/L	10.0	0.50	1		08/04/14 13:22	74-87-3	
Dibromochloromethane	ND	ug/L	5.0	0.50	1		08/04/14 13:22	124-48-1	
1,1-Dichloroethane	ND	ug/L	2.4	0.50	1		08/04/14 13:22	75-34-3	
1,2-Dichloroethane	ND	ug/L	5.0	0.50	1		08/04/14 13:22	107-06-2	
1,1-Dichloroethene	ND	ug/L	5.0	0.50	1		08/04/14 13:22	75-35-4	
cis-1,2-Dichloroethene	ND	ug/L	5.0	0.50	1		08/04/14 13:22	156-59-2	
trans-1,2-Dichloroethene	ND	ug/L	5.0	0.50	1		08/04/14 13:22	156-60-5	
1,2-Dichloropropane	ND	ug/L	5.0	0.50	1		08/04/14 13:22	78-87-5	
cis-1,3-Dichloropropene	ND	ug/L	1.0	0.50	1		08/04/14 13:22	10061-01-5	
trans-1,3-Dichloropropene	ND	ug/L	1.0	0.50	1		08/04/14 13:22	10061-02-6	
Ethylbenzene	ND	ug/L	5.0	0.50	1		08/04/14 13:22	100-41-4	
2-Hexanone	ND	ug/L	10.0	5.0	1		08/04/14 13:22	591-78-6	
Methylene chloride	ND	ug/L	5.0	0.50	1		08/04/14 13:22	75-09-2	
4-Methyl-2-pentanone (MIBK)	ND	ug/L	10.0	2.5	1		08/04/14 13:22	108-10-1	
Styrene	ND	ug/L	5.0	0.50	1		08/04/14 13:22	100-42-5	
1,1,2,2-Tetrachloroethane	ND	ug/L	1.0	0.50	1		08/04/14 13:22	79-34-5	
Tetrachloroethene	ND	ug/L	5.0	0.50	1		08/04/14 13:22	127-18-4	
Toluene	ND	ug/L	5.0	0.50	1		08/04/14 13:22	108-88-3	
1,1,1-Trichloroethane	ND	ug/L	5.0	0.50	1		08/04/14 13:22	71-55-6	
1,1,2-Trichloroethane	ND	ug/L	5.0	0.50	1		08/04/14 13:22	79-00-5	
Trichloroethene	**0.61J**	ug/L	5.0	0.50	1		08/04/14 13:22	79-01-6	
Vinyl chloride	ND	ug/L	2.0	0.50	1		08/04/14 13:22	75-01-4	
Xylene (Total)	ND	ug/L	5.0	1.5	1		08/04/14 13:22	1330-20-7	
Surrogates									
4-Bromofluorobenzene (S)	100	%	80-120		1		08/04/14 13:22	460-00-4	
1,2-Dichloroethane-d4 (S)	98	%	80-120		1		08/04/14 13:22	17060-07-0	
Toluene-d8 (S)	102	%	80-120		1		08/04/14 13:22	2037-26-5	
Preservation pH	**1.0**		0.10	0.10	1		08/04/14 13:22		

This report shall not be reproduced, except in full,
without the written consent of Pace Analytical Services, Inc..

Pace Analytical Services, Inc.
9608 Loiret Blvd.
Lenexa, KS 66219
(913)599-5665

ANALYTICAL RESULTS

Project: FORT SMITH, AR
Pace Project No.: 60174634

Sample: MW-36-201407 **Lab ID: 60174634014** Collected: 07/29/14 15:20 Received: 07/30/14 08:30 Matrix: Water

Parameters	Results	Units	Report Limit	MDL	DF	Prepared	Analyzed	CAS No.	Qual
2320B Alkalinity	Analytical Method: SM 2320B								
Alkalinity,Bicarbonate (CaCO3)	**17.6J**	mg/L	20.0	1.9	1		08/08/14 09:50		
Alkalinity, Carbonate (CaCO3)	ND	mg/L	20.0	1.9	1		08/08/14 09:50		
Alkalinity, Total as CaCO3	**17.6J**	mg/L	20.0	1.9	1		08/08/14 09:50		
Iron, Ferric (Calculation)	Analytical Method: SM 3500-Fe B#4								
Iron, Ferric	**0.035J**	mg/L	0.20		1		08/11/14 00:00	7439-89-6	
4500H+ pH, Electrometric	Analytical Method: SM 4500-H+B								
pH at 25 Degrees C	**4.8**	Std. Units	0.10	0.10	1		08/12/14 00:00		1e,H6
4500S2D Sulfide, Total	Analytical Method: SM 4500-S-2 D								
Sulfide, Total	ND	mg/L	0.050	0.0096	1		08/04/14 14:49	18496-25-8	
300.0 IC Anions 28 Days	Analytical Method: EPA 300.0								
Chloride	**225**	mg/L	20.0	1.2	20		08/01/14 22:03	16887-00-6	
Sulfate	**31.5**	mg/L	5.0	0.49	5		08/01/14 21:49	14808-79-8	
350.1 Ammonia	Analytical Method: EPA 350.1								
Nitrogen, Ammonia	ND	mg/L	0.10	0.014	1		07/31/14 09:57	7664-41-7	
353.2 Nitrogen, NO2/NO3 unpres	Analytical Method: EPA 353.2								
Nitrogen, Nitrate	ND	mg/L	0.10	0.031	1		07/30/14 15:50		
Nitrogen, Nitrite	ND	mg/L	0.10	0.031	1		07/30/14 15:50		
Nitrogen, NO2 plus NO3	ND	mg/L	0.10	0.013	1		07/30/14 15:50		
Total Carbon Dioxide Calc	Analytical Method: SM 4500-CO2 D								
Carbon Dioxide Calculation	**0.0**	mg/L			1		08/12/14 00:00		
5310C TOC	Analytical Method: SM 5310C								
Total Organic Carbon	ND	mg/L	1.0	0.50	1		08/11/14 02:51	7440-44-0	
SM4500P-E, Total Phosphorus	Analytical Method: SM 4500-P E Preparation Method: SM4500-P B								
Phosphate as P04	**0.032**	mg/L	0.030	0.015	1	08/05/14 10:28	08/05/14 14:23		

This report shall not be reproduced, except in full,
without the written consent of Pace Analytical Services, Inc..

Pace Analytical Services, Inc.
9608 Loiret Blvd.
Lenexa, KS 66219
(913)599-5665

ANALYTICAL RESULTS

Project: FORT SMITH, AR
Pace Project No.: 60174634

Sample: MW-57-201407 **Lab ID: 60174634015** Collected: 07/29/14 15:40 Received: 07/30/14 08:30 Matrix: Water

Parameters	Results	Units	Report Limit	MDL	DF	Prepared	Analyzed	CAS No.	Qual
Alcohol by Direct Inject GCFID	Analytical Method: EPA 8015 - Alcohol								
2-Chloroethanol	ND	ug/L	10000	1190	1		08/04/14 17:39	107-07-3	
6010 MET ICP	Analytical Method: EPA 6010 Preparation Method: EPA 3010								
Iron	**1500**	ug/L	50.0	24.0	1	07/31/14 12:00	08/06/14 17:22	7439-89-6	
Manganese	**357**	ug/L	5.0	2.5	1	07/31/14 12:00	08/06/14 17:22	7439-96-5	
8260 MSV	Analytical Method: EPA 5030B/8260								
Acetone	ND	ug/L	10.0	5.0	1		08/04/14 23:05	67-64-1	
Benzene	ND	ug/L	5.0	0.50	1		08/04/14 23:05	71-43-2	
Bromodichloromethane	ND	ug/L	5.0	0.50	1		08/04/14 23:05	75-27-4	
Bromoform	ND	ug/L	5.0	0.50	1		08/04/14 23:05	75-25-2	
Bromomethane	ND	ug/L	7.0	2.5	1		08/04/14 23:05	74-83-9	
2-Butanone (MEK)	ND	ug/L	10.0	5.0	1		08/04/14 23:05	78-93-3	
Carbon disulfide	ND	ug/L	10.0	2.5	1		08/04/14 23:05	75-15-0	
Carbon tetrachloride	ND	ug/L	5.0	0.50	1		08/04/14 23:05	56-23-5	
Chlorobenzene	ND	ug/L	5.0	0.50	1		08/04/14 23:05	108-90-7	
Chloroethane	ND	ug/L	10.0	0.50	1		08/04/14 23:05	75-00-3	
Chloroform	ND	ug/L	5.0	0.50	1		08/04/14 23:05	67-66-3	
Chloromethane	ND	ug/L	10.0	0.50	1		08/04/14 23:05	74-87-3	
Dibromochloromethane	ND	ug/L	5.0	0.50	1		08/04/14 23:05	124-48-1	
1,1-Dichloroethane	ND	ug/L	2.4	0.50	1		08/04/14 23:05	75-34-3	
1,2-Dichloroethane	ND	ug/L	5.0	0.50	1		08/04/14 23:05	107-06-2	
1,1-Dichloroethene	**1.3J**	ug/L	5.0	0.50	1		08/04/14 23:05	75-35-4	
cis-1,2-Dichloroethene	**8.2**	ug/L	5.0	0.50	1		08/04/14 23:05	156-59-2	
trans-1,2-Dichloroethene	ND	ug/L	5.0	0.50	1		08/04/14 23:05	156-60-5	
1,2-Dichloropropane	ND	ug/L	5.0	0.50	1		08/04/14 23:05	78-87-5	
cis-1,3-Dichloropropene	ND	ug/L	1.0	0.50	1		08/04/14 23:05	10061-01-5	
trans-1,3-Dichloropropene	ND	ug/L	1.0	0.50	1		08/04/14 23:05	10061-02-6	
Ethylbenzene	ND	ug/L	5.0	0.50	1		08/04/14 23:05	100-41-4	
2-Hexanone	ND	ug/L	10.0	5.0	1		08/04/14 23:05	591-78-6	
Methylene chloride	ND	ug/L	5.0	0.50	1		08/04/14 23:05	75-09-2	
4-Methyl-2-pentanone (MIBK)	ND	ug/L	10.0	2.5	1		08/04/14 23:05	108-10-1	
Styrene	ND	ug/L	5.0	0.50	1		08/04/14 23:05	100-42-5	
1,1,2,2-Tetrachloroethane	ND	ug/L	1.0	0.50	1		08/04/14 23:05	79-34-5	
Tetrachloroethene	ND	ug/L	5.0	0.50	1		08/04/14 23:05	127-18-4	
Toluene	ND	ug/L	5.0	0.50	1		08/04/14 23:05	108-88-3	
1,1,1-Trichloroethane	ND	ug/L	5.0	0.50	1		08/04/14 23:05	71-55-6	
1,1,2-Trichloroethane	ND	ug/L	5.0	0.50	1		08/04/14 23:05	79-00-5	
Trichloroethene	**308**	ug/L	25.0	2.5	5		08/05/14 13:45	79-01-6	
Vinyl chloride	ND	ug/L	2.0	0.50	1		08/04/14 23:05	75-01-4	
Xylene (Total)	ND	ug/L	5.0	1.5	1		08/04/14 23:05	1330-20-7	
Surrogates									
4-Bromofluorobenzene (S)	103	%	80-120		1		08/04/14 23:05	460-00-4	
1,2-Dichloroethane-d4 (S)	96	%	80-120		1		08/04/14 23:05	17060-07-0	
Toluene-d8 (S)	101	%	80-120		1		08/04/14 23:05	2037-26-5	
Preservation pH	**1.0**		0.10	0.10	1		08/04/14 23:05		

This report shall not be reproduced, except in full,
without the written consent of Pace Analytical Services, Inc..

Pace Analytical Services, Inc.
9608 Loiret Blvd.
Lenexa, KS 66219
(913)599-5665

ANALYTICAL RESULTS

Project: FORT SMITH, AR
Pace Project No.: 60174634

Sample: MW-57-201407 **Lab ID: 60174634015** Collected: 07/29/14 15:40 Received: 07/30/14 08:30 Matrix: Water

Parameters	Results	Units	Report Limit	MDL	DF	Prepared	Analyzed	CAS No.	Qual
2320B Alkalinity	Analytical Method: SM 2320B								
Alkalinity,Bicarbonate (CaCO3)	**32.8**	mg/L	20.0	1.9	1		08/08/14 09:53		
Alkalinity, Carbonate (CaCO3)	ND	mg/L	20.0	1.9	1		08/08/14 09:53		
Alkalinity, Total as CaCO3	**32.8**	mg/L	20.0	1.9	1		08/08/14 09:53		
Iron, Ferric (Calculation)	Analytical Method: SM 3500-Fe B#4								
Iron, Ferric	**1.3**	mg/L	0.20		1		08/11/14 00:00	7439-89-6	
4500H+ pH, Electrometric	Analytical Method: SM 4500-H+B								
pH at 25 Degrees C	**5.4**	Std. Units	0.10	0.10	1		08/12/14 00:00		1e,H6
4500S2D Sulfide, Total	Analytical Method: SM 4500-S-2 D								
Sulfide, Total	ND	mg/L	0.050	0.0096	1		08/04/14 14:50	18496-25-8	
300.0 IC Anions 28 Days	Analytical Method: EPA 300.0								
Chloride	**275**	mg/L	20.0	1.2	20		08/01/14 22:32	16887-00-6	
Sulfate	**3.9**	mg/L	1.0	0.098	1		08/01/14 22:18	14808-79-8	
350.1 Ammonia	Analytical Method: EPA 350.1								
Nitrogen, Ammonia	**0.020J**	mg/L	0.10	0.014	1		07/31/14 09:58	7664-41-7	
353.2 Nitrogen, NO2/NO3 unpres	Analytical Method: EPA 353.2								
Nitrogen, Nitrate	ND	mg/L	0.10	0.031	1		07/30/14 15:51		
Nitrogen, Nitrite	ND	mg/L	0.10	0.031	1		07/30/14 15:51		
Nitrogen, NO2 plus NO3	ND	mg/L	0.10	0.013	1		07/30/14 15:51		
Total Carbon Dioxide Calc	Analytical Method: SM 4500-CO2 D								
Carbon Dioxide Calculation	**272**	mg/L			1		08/12/14 00:00		
5310C TOC	Analytical Method: SM 5310C								
Total Organic Carbon	ND	mg/L	1.0	0.50	1		08/11/14 12:35	7440-44-0	
SM4500P-E, Total Phosphorus	Analytical Method: SM 4500-P E Preparation Method: SM4500-P B								
Phosphate as P04	ND	mg/L	0.030	0.015	1	08/05/14 10:28	08/05/14 14:23		

This report shall not be reproduced, except in full,
without the written consent of Pace Analytical Services, Inc..

Pace Analytical Services, Inc.
9608 Loiret Blvd.
Lenexa, KS 66219
(913)599-5665

ANALYTICAL RESULTS

Project: FORT SMITH, AR
Pace Project No.: 60174634

Sample: MW-56-201407 **Lab ID: 60174634016** Collected: 07/29/14 14:50 Received: 07/30/14 08:30 Matrix: Water

Parameters	Results	Units	Report Limit	MDL	DF	Prepared	Analyzed	CAS No.	Qual
Alcohol by Direct Inject GCFID	Analytical Method: EPA 8015 - Alcohol								
2-Chloroethanol	ND	ug/L	10000	1190	1		08/04/14 18:47	107-07-3	
6010 MET ICP	Analytical Method: EPA 6010 Preparation Method: EPA 3010								
Iron	**919**	ug/L	50.0	24.0	1	07/31/14 12:00	08/06/14 17:24	7439-89-6	
Manganese	**209**	ug/L	5.0	2.5	1	07/31/14 12:00	08/06/14 17:24	7439-96-5	
8260 MSV	Analytical Method: EPA 5030B/8260								
Acetone	ND	ug/L	10.0	5.0	1		08/05/14 11:52	67-64-1	
Benzene	ND	ug/L	5.0	0.50	1		08/05/14 11:52	71-43-2	
Bromodichloromethane	ND	ug/L	5.0	0.50	1		08/05/14 11:52	75-27-4	
Bromoform	ND	ug/L	5.0	0.50	1		08/05/14 11:52	75-25-2	
Bromomethane	ND	ug/L	7.0	2.5	1		08/05/14 11:52	74-83-9	
2-Butanone (MEK)	ND	ug/L	10.0	5.0	1		08/05/14 11:52	78-93-3	
Carbon disulfide	ND	ug/L	10.0	2.5	1		08/05/14 11:52	75-15-0	
Carbon tetrachloride	ND	ug/L	5.0	0.50	1		08/05/14 11:52	56-23-5	
Chlorobenzene	ND	ug/L	5.0	0.50	1		08/05/14 11:52	108-90-7	
Chloroethane	ND	ug/L	10.0	0.50	1		08/05/14 11:52	75-00-3	
Chloroform	ND	ug/L	5.0	0.50	1		08/05/14 11:52	67-66-3	
Chloromethane	ND	ug/L	10.0	0.50	1		08/05/14 11:52	74-87-3	
Dibromochloromethane	ND	ug/L	5.0	0.50	1		08/05/14 11:52	124-48-1	
1,1-Dichloroethane	ND	ug/L	2.4	0.50	1		08/05/14 11:52	75-34-3	
1,2-Dichloroethane	ND	ug/L	5.0	0.50	1		08/05/14 11:52	107-06-2	
1,1-Dichloroethene	**1.7J**	ug/L	5.0	0.50	1		08/05/14 11:52	75-35-4	
cis-1,2-Dichloroethene	**19.3**	ug/L	5.0	0.50	1		08/05/14 11:52	156-59-2	
trans-1,2-Dichloroethene	ND	ug/L	5.0	0.50	1		08/05/14 11:52	156-60-5	
1,2-Dichloropropane	ND	ug/L	5.0	0.50	1		08/05/14 11:52	78-87-5	
cis-1,3-Dichloropropene	ND	ug/L	1.0	0.50	1		08/05/14 11:52	10061-01-5	
trans-1,3-Dichloropropene	ND	ug/L	1.0	0.50	1		08/05/14 11:52	10061-02-6	
Ethylbenzene	ND	ug/L	5.0	0.50	1		08/05/14 11:52	100-41-4	
2-Hexanone	ND	ug/L	10.0	5.0	1		08/05/14 11:52	591-78-6	
Methylene chloride	ND	ug/L	5.0	0.50	1		08/05/14 11:52	75-09-2	
4-Methyl-2-pentanone (MIBK)	ND	ug/L	10.0	2.5	1		08/05/14 11:52	108-10-1	
Styrene	ND	ug/L	5.0	0.50	1		08/05/14 11:52	100-42-5	
1,1,2,2-Tetrachloroethane	ND	ug/L	1.0	0.50	1		08/05/14 11:52	79-34-5	
Tetrachloroethene	ND	ug/L	5.0	0.50	1		08/05/14 11:52	127-18-4	
Toluene	ND	ug/L	5.0	0.50	1		08/05/14 11:52	108-88-3	
1,1,1-Trichloroethane	ND	ug/L	5.0	0.50	1		08/05/14 11:52	71-55-6	
1,1,2-Trichloroethane	ND	ug/L	5.0	0.50	1		08/05/14 11:52	79-00-5	
Trichloroethene	**516**	ug/L	25.0	2.5	5		08/05/14 00:58	79-01-6	
Vinyl chloride	ND	ug/L	2.0	0.50	1		08/05/14 11:52	75-01-4	
Xylene (Total)	ND	ug/L	5.0	1.5	1		08/05/14 11:52	1330-20-7	
Surrogates									
4-Bromofluorobenzene (S)	98	%	80-120		1		08/05/14 11:52	460-00-4	
1,2-Dichloroethane-d4 (S)	98	%	80-120		1		08/05/14 11:52	17060-07-0	
Toluene-d8 (S)	103	%	80-120		1		08/05/14 11:52	2037-26-5	
Preservation pH	**1.0**		0.10	0.10	1		08/05/14 11:52		

REPORT OF LABORATORY ANALYSIS

This report shall not be reproduced, except in full,
without the written consent of Pace Analytical Services, Inc..

Pace Analytical Services, Inc.
9608 Loiret Blvd.
Lenexa, KS 66219
(913)599-5665

ANALYTICAL RESULTS

Project: FORT SMITH, AR
Pace Project No.: 60174634

Sample: MW-56-201407 **Lab ID: 60174634016** Collected: 07/29/14 14:50 Received: 07/30/14 08:30 Matrix: Water

Parameters	Results	Units	Report Limit	MDL	DF	Prepared	Analyzed	CAS No.	Qual
2320B Alkalinity	Analytical Method: SM 2320B								
Alkalinity,Bicarbonate (CaCO3)	**34.0**	mg/L	20.0	1.9	1		08/08/14 10:05		
Alkalinity, Carbonate (CaCO3)	ND	mg/L	20.0	1.9	1		08/08/14 10:05		
Alkalinity, Total as CaCO3	**34.0**	mg/L	20.0	1.9	1		08/08/14 10:05		
Iron, Ferric (Calculation)	Analytical Method: SM 3500-Fe B#4								
Iron, Ferric	**0.65**	mg/L	0.20		1		08/11/14 00:00	7439-89-6	
4500H+ pH, Electrometric	Analytical Method: SM 4500-H+B								
pH at 25 Degrees C	**5.4**	Std. Units	0.10	0.10	1		08/12/14 00:00		1e,H6
4500S2D Sulfide, Total	Analytical Method: SM 4500-S-2 D								
Sulfide, Total	ND	mg/L	0.050	0.0096	1		08/04/14 14:51	18496-25-8	
300.0 IC Anions 28 Days	Analytical Method: EPA 300.0								
Chloride	**184**	mg/L	10.0	0.62	10		07/31/14 23:12	16887-00-6	
Sulfate	**4.6**	mg/L	1.0	0.098	1		08/01/14 22:47	14808-79-8	
350.1 Ammonia	Analytical Method: EPA 350.1								
Nitrogen, Ammonia	ND	mg/L	0.10	0.014	1		07/31/14 09:59	7664-41-7	
353.2 Nitrogen, NO2/NO3 unpres	Analytical Method: EPA 353.2								
Nitrogen, Nitrate	**0.047J**	mg/L	0.10	0.031	1		07/30/14 15:54		
Nitrogen, Nitrite	ND	mg/L	0.10	0.031	1		07/30/14 15:54		
Nitrogen, NO2 plus NO3	**0.047J**	mg/L	0.10	0.013	1		07/30/14 15:54		
Total Carbon Dioxide Calc	Analytical Method: SM 4500-CO2 D								
Carbon Dioxide Calculation	**282**	mg/L			1		08/12/14 00:00		
5310C TOC	Analytical Method: SM 5310C								
Total Organic Carbon	**0.53J**	mg/L	1.0	0.50	1		08/11/14 13:53	7440-44-0	
SM4500P-E, Total Phosphorus	Analytical Method: SM 4500-P E Preparation Method: SM4500-P B								
Phosphate as P04	**0.31**	mg/L	0.030	0.015	1	08/05/14 10:28	08/05/14 14:24		

This report shall not be reproduced, except in full,
without the written consent of Pace Analytical Services, Inc..

Pace Analytical Services, Inc.
9608 Loiret Blvd.
Lenexa, KS 66219
(913)599-5665

ANALYTICAL RESULTS

Project: FORT SMITH, AR
Pace Project No.: 60174634

Sample: MW-58-201407 **Lab ID: 60174634017** Collected: 07/29/14 12:25 Received: 07/30/14 08:30 Matrix: Water

Parameters	Results	Units	Report Limit	MDL	DF	Prepared	Analyzed	CAS No.	Qual
Alcohol by Direct Inject GCFID	Analytical Method: EPA 8015 - Alcohol								
2-Chloroethanol	ND	ug/L	10000	1190	1		08/04/14 18:59	107-07-3	
6010 MET ICP	Analytical Method: EPA 6010 Preparation Method: EPA 3010								
Iron	**718**	ug/L	50.0	24.0	1	07/31/14 12:00	08/06/14 17:27	7439-89-6	
Manganese	**379**	ug/L	5.0	2.5	1	07/31/14 12:00	08/06/14 17:27	7439-96-5	
8260 MSV	Analytical Method: EPA 5030B/8260								
Acetone	ND	ug/L	10.0	5.0	1		08/05/14 12:06	67-64-1	
Benzene	ND	ug/L	5.0	0.50	1		08/05/14 12:06	71-43-2	
Bromodichloromethane	ND	ug/L	5.0	0.50	1		08/05/14 12:06	75-27-4	
Bromoform	ND	ug/L	5.0	0.50	1		08/05/14 12:06	75-25-2	
Bromomethane	ND	ug/L	7.0	2.5	1		08/05/14 12:06	74-83-9	
2-Butanone (MEK)	ND	ug/L	10.0	5.0	1		08/05/14 12:06	78-93-3	
Carbon disulfide	ND	ug/L	10.0	2.5	1		08/05/14 12:06	75-15-0	
Carbon tetrachloride	ND	ug/L	5.0	0.50	1		08/05/14 12:06	56-23-5	
Chlorobenzene	ND	ug/L	5.0	0.50	1		08/05/14 12:06	108-90-7	
Chloroethane	ND	ug/L	10.0	0.50	1		08/05/14 12:06	75-00-3	
Chloroform	ND	ug/L	5.0	0.50	1		08/05/14 12:06	67-66-3	
Chloromethane	ND	ug/L	10.0	0.50	1		08/05/14 12:06	74-87-3	
Dibromochloromethane	ND	ug/L	5.0	0.50	1		08/05/14 12:06	124-48-1	
1,1-Dichloroethane	ND	ug/L	2.4	0.50	1		08/05/14 12:06	75-34-3	
1,2-Dichloroethane	ND	ug/L	5.0	0.50	1		08/05/14 12:06	107-06-2	
1,1-Dichloroethene	**2.5J**	ug/L	5.0	0.50	1		08/05/14 12:06	75-35-4	
cis-1,2-Dichloroethene	**12.7**	ug/L	5.0	0.50	1		08/05/14 12:06	156-59-2	
trans-1,2-Dichloroethene	ND	ug/L	5.0	0.50	1		08/05/14 12:06	156-60-5	
1,2-Dichloropropane	ND	ug/L	5.0	0.50	1		08/05/14 12:06	78-87-5	
cis-1,3-Dichloropropene	ND	ug/L	1.0	0.50	1		08/05/14 12:06	10061-01-5	
trans-1,3-Dichloropropene	ND	ug/L	1.0	0.50	1		08/05/14 12:06	10061-02-6	
Ethylbenzene	ND	ug/L	5.0	0.50	1		08/05/14 12:06	100-41-4	
2-Hexanone	ND	ug/L	10.0	5.0	1		08/05/14 12:06	591-78-6	
Methylene chloride	ND	ug/L	5.0	0.50	1		08/05/14 12:06	75-09-2	
4-Methyl-2-pentanone (MIBK)	ND	ug/L	10.0	2.5	1		08/05/14 12:06	108-10-1	
Styrene	ND	ug/L	5.0	0.50	1		08/05/14 12:06	100-42-5	
1,1,2,2-Tetrachloroethane	ND	ug/L	1.0	0.50	1		08/05/14 12:06	79-34-5	
Tetrachloroethene	ND	ug/L	5.0	0.50	1		08/05/14 12:06	127-18-4	
Toluene	ND	ug/L	5.0	0.50	1		08/05/14 12:06	108-88-3	
1,1,1-Trichloroethane	ND	ug/L	5.0	0.50	1		08/05/14 12:06	71-55-6	
1,1,2-Trichloroethane	ND	ug/L	5.0	0.50	1		08/05/14 12:06	79-00-5	
Trichloroethene	**399**	ug/L	25.0	2.5	5		08/05/14 01:13	79-01-6	
Vinyl chloride	**0.76J**	ug/L	2.0	0.50	1		08/05/14 12:06	75-01-4	
Xylene (Total)	ND	ug/L	5.0	1.5	1		08/05/14 12:06	1330-20-7	
Surrogates									
4-Bromofluorobenzene (S)	100	%	80-120		1		08/05/14 12:06	460-00-4	
1,2-Dichloroethane-d4 (S)	97	%	80-120		1		08/05/14 12:06	17060-07-0	
Toluene-d8 (S)	97	%	80-120		1		08/05/14 12:06	2037-26-5	
Preservation pH	**1.0**		0.10	0.10	1		08/05/14 12:06		

This report shall not be reproduced, except in full,
without the written consent of Pace Analytical Services, Inc..

Pace Analytical Services, Inc.
9608 Loiret Blvd.
Lenexa, KS 66219
(913)599-5665

ANALYTICAL RESULTS

Project: FORT SMITH, AR
Pace Project No.: 60174634

Sample: MW-58-201407 **Lab ID: 60174634017** Collected: 07/29/14 12:25 Received: 07/30/14 08:30 Matrix: Water

Parameters	Results	Units	Report Limit	MDL	DF	Prepared	Analyzed	CAS No.	Qual
2320B Alkalinity	Analytical Method: SM 2320B								
Alkalinity,Bicarbonate (CaCO3)	**12.6J**	mg/L	20.0	1.9	1		08/08/14 10:09		
Alkalinity, Carbonate (CaCO3)	ND	mg/L	20.0	1.9	1		08/08/14 10:09		
Alkalinity, Total as CaCO3	**12.6J**	mg/L	20.0	1.9	1		08/08/14 10:09		
Iron, Ferric (Calculation)	Analytical Method: SM 3500-Fe B#4								
Iron, Ferric	**0.058J**	mg/L	0.20		1		08/11/14 00:00	7439-89-6	
4500H+ pH, Electrometric	Analytical Method: SM 4500-H+B								
pH at 25 Degrees C	**5.9**	Std. Units	0.10	0.10	1		08/12/14 00:00		1e,H6
4500S2D Sulfide, Total	Analytical Method: SM 4500-S-2 D								
Sulfide, Total	ND	mg/L	0.050	0.0096	1		08/04/14 14:53	18496-25-8	
300.0 IC Anions 28 Days	Analytical Method: EPA 300.0								
Chloride	**249**	mg/L	20.0	1.2	20		08/01/14 23:15	16887-00-6	
Sulfate	**1.9**	mg/L	1.0	0.098	1		08/01/14 23:01	14808-79-8	
350.1 Ammonia	Analytical Method: EPA 350.1								
Nitrogen, Ammonia	ND	mg/L	0.10	0.014	1		07/31/14 10:02	7664-41-7	
353.2 Nitrogen, NO2/NO3 unpres	Analytical Method: EPA 353.2								
Nitrogen, Nitrate	ND	mg/L	0.10	0.031	1		07/30/14 15:56		
Nitrogen, Nitrite	ND	mg/L	0.10	0.031	1		07/30/14 15:56		
Nitrogen, NO2 plus NO3	ND	mg/L	0.10	0.013	1		07/30/14 15:56		
Total Carbon Dioxide Calc	Analytical Method: SM 4500-CO2 D								
Carbon Dioxide Calculation	**0.0**	mg/L			1		08/12/14 00:00		
5310C TOC	Analytical Method: SM 5310C								
Total Organic Carbon	ND	mg/L	1.0	0.50	1		08/11/14 14:12	7440-44-0	
SM4500P-E, Total Phosphorus	Analytical Method: SM 4500-P E Preparation Method: SM4500-P B								
Phosphate as P04	ND	mg/L	0.030	0.015	1	08/05/14 10:28	08/05/14 14:24		

This report shall not be reproduced, except in full,
without the written consent of Pace Analytical Services, Inc..

Pace Analytical Services, Inc.
9608 Loiret Blvd.
Lenexa, KS 66219
(913)599-5665

ANALYTICAL RESULTS

Project: FORT SMITH, AR
Pace Project No.: 60174634

Sample: IW-74-201407 **Lab ID: 60174634018** Collected: 07/29/14 14:00 Received: 07/30/14 08:30 Matrix: Water

Parameters	Results	Units	Report Limit	MDL	DF	Prepared	Analyzed	CAS No.	Qual
Alcohol by Direct Inject GCFID	Analytical Method: EPA 8015 - Alcohol								
2-Chloroethanol	ND	ug/L	10000	1190	1		08/04/14 19:21	107-07-3	
6010 MET ICP	Analytical Method: EPA 6010 Preparation Method: EPA 3010								
Iron	ND	ug/L	50.0	24.0	1	07/31/14 12:00	08/06/14 17:29	7439-89-6	
Manganese	**710**	ug/L	5.0	2.5	1	07/31/14 12:00	08/06/14 17:29	7439-96-5	
8260 MSV	Analytical Method: EPA 5030B/8260								
Acetone	ND	ug/L	10.0	5.0	1		08/05/14 00:44	67-64-1	
Benzene	ND	ug/L	5.0	0.50	1		08/05/14 00:44	71-43-2	
Bromodichloromethane	ND	ug/L	5.0	0.50	1		08/05/14 00:44	75-27-4	
Bromoform	ND	ug/L	5.0	0.50	1		08/05/14 00:44	75-25-2	
Bromomethane	ND	ug/L	7.0	2.5	1		08/05/14 00:44	74-83-9	
2-Butanone (MEK)	ND	ug/L	10.0	5.0	1		08/05/14 00:44	78-93-3	
Carbon disulfide	ND	ug/L	10.0	2.5	1		08/05/14 00:44	75-15-0	
Carbon tetrachloride	ND	ug/L	5.0	0.50	1		08/05/14 00:44	56-23-5	
Chlorobenzene	ND	ug/L	5.0	0.50	1		08/05/14 00:44	108-90-7	
Chloroethane	ND	ug/L	10.0	0.50	1		08/05/14 00:44	75-00-3	
Chloroform	ND	ug/L	5.0	0.50	1		08/05/14 00:44	67-66-3	
Chloromethane	ND	ug/L	10.0	0.50	1		08/05/14 00:44	74-87-3	
Dibromochloromethane	ND	ug/L	5.0	0.50	1		08/05/14 00:44	124-48-1	
1,1-Dichloroethane	ND	ug/L	2.4	0.50	1		08/05/14 00:44	75-34-3	
1,2-Dichloroethane	ND	ug/L	5.0	0.50	1		08/05/14 00:44	107-06-2	
1,1-Dichloroethene	**0.60J**	ug/L	5.0	0.50	1		08/05/14 00:44	75-35-4	
cis-1,2-Dichloroethene	**5.8**	ug/L	5.0	0.50	1		08/05/14 00:44	156-59-2	
trans-1,2-Dichloroethene	ND	ug/L	5.0	0.50	1		08/05/14 00:44	156-60-5	
1,2-Dichloropropane	ND	ug/L	5.0	0.50	1		08/05/14 00:44	78-87-5	
cis-1,3-Dichloropropene	ND	ug/L	1.0	0.50	1		08/05/14 00:44	10061-01-5	
trans-1,3-Dichloropropene	ND	ug/L	1.0	0.50	1		08/05/14 00:44	10061-02-6	
Ethylbenzene	ND	ug/L	5.0	0.50	1		08/05/14 00:44	100-41-4	
2-Hexanone	ND	ug/L	10.0	5.0	1		08/05/14 00:44	591-78-6	
Methylene chloride	ND	ug/L	5.0	0.50	1		08/05/14 00:44	75-09-2	
4-Methyl-2-pentanone (MIBK)	ND	ug/L	10.0	2.5	1		08/05/14 00:44	108-10-1	
Styrene	ND	ug/L	5.0	0.50	1		08/05/14 00:44	100-42-5	
1,1,2,2-Tetrachloroethane	ND	ug/L	1.0	0.50	1		08/05/14 00:44	79-34-5	
Tetrachloroethene	ND	ug/L	5.0	0.50	1		08/05/14 00:44	127-18-4	
Toluene	ND	ug/L	5.0	0.50	1		08/05/14 00:44	108-88-3	
1,1,1-Trichloroethane	ND	ug/L	5.0	0.50	1		08/05/14 00:44	71-55-6	
1,1,2-Trichloroethane	ND	ug/L	5.0	0.50	1		08/05/14 00:44	79-00-5	
Trichloroethene	**177**	ug/L	10.0	1.0	2		08/05/14 13:59	79-01-6	
Vinyl chloride	**0.91J**	ug/L	2.0	0.50	1		08/05/14 00:44	75-01-4	
Xylene (Total)	ND	ug/L	5.0	1.5	1		08/05/14 00:44	1330-20-7	
Surrogates									
4-Bromofluorobenzene (S)	98	%	80-120		1		08/05/14 00:44	460-00-4	
1,2-Dichloroethane-d4 (S)	102	%	80-120		1		08/05/14 00:44	17060-07-0	
Toluene-d8 (S)	98	%	80-120		1		08/05/14 00:44	2037-26-5	
Preservation pH	**1.0**		0.10	0.10	1		08/05/14 00:44		

This report shall not be reproduced, except in full,
without the written consent of Pace Analytical Services, Inc..

Pace Analytical Services, Inc.
9608 Loiret Blvd.
Lenexa, KS 66219
(913)599-5665

ANALYTICAL RESULTS

Project: FORT SMITH, AR
Pace Project No.: 60174634

Sample: IW-74-201407 **Lab ID: 60174634018** Collected: 07/29/14 14:00 Received: 07/30/14 08:30 Matrix: Water

Parameters	Results	Units	Report Limit	MDL	DF	Prepared	Analyzed	CAS No.	Qual
2320B Alkalinity	Analytical Method: SM 2320B								
Alkalinity,Bicarbonate (CaCO3)	**88.9**	mg/L	20.0	1.9	1		08/08/14 10:13		
Alkalinity, Carbonate (CaCO3)	ND	mg/L	20.0	1.9	1		08/08/14 10:13		
Alkalinity, Total as CaCO3	**88.9**	mg/L	20.0	1.9	1		08/08/14 10:13		
Iron, Ferric (Calculation)	Analytical Method: SM 3500-Fe B#4								
Iron, Ferric	**0.0J**	mg/L	0.20		1		08/11/14 00:00	7439-89-6	
4500H+ pH, Electrometric	Analytical Method: SM 4500-H+B								
pH at 25 Degrees C	**5.8**	Std. Units	0.10	0.10	1		08/12/14 00:00		1e,H6
4500S2D Sulfide, Total	Analytical Method: SM 4500-S-2 D								
Sulfide, Total	ND	mg/L	0.050	0.0096	1		08/04/14 14:54	18496-25-8	
300.0 IC Anions 28 Days	Analytical Method: EPA 300.0								
Chloride	**300**	mg/L	20.0	1.2	20		08/01/14 23:44	16887-00-6	
Sulfate	**2.4**	mg/L	1.0	0.098	1		08/01/14 23:30	14808-79-8	
350.1 Ammonia	Analytical Method: EPA 350.1								
Nitrogen, Ammonia	**0.11**	mg/L	0.10	0.014	1		07/31/14 10:06	7664-41-7	
353.2 Nitrogen, NO2/NO3 unpres	Analytical Method: EPA 353.2								
Nitrogen, Nitrate	**0.47**	mg/L	0.10	0.031	1		07/30/14 15:57		
Nitrogen, Nitrite	ND	mg/L	0.10	0.031	1		07/30/14 15:57		
Nitrogen, NO2 plus NO3	**0.47**	mg/L	0.10	0.013	1		07/30/14 15:57		
Total Carbon Dioxide Calc	Analytical Method: SM 4500-CO2 D								
Carbon Dioxide Calculation	**366**	mg/L			1		08/12/14 00:00		
5310C TOC	Analytical Method: SM 5310C								
Total Organic Carbon	ND	mg/L	1.0	0.50	1		08/11/14 14:32	7440-44-0	
SM4500P-E, Total Phosphorus	Analytical Method: SM 4500-P E Preparation Method: SM4500-P B								
Phosphate as P04	ND	mg/L	0.030	0.015	1	08/05/14 10:28	08/05/14 14:24		

This report shall not be reproduced, except in full,
without the written consent of Pace Analytical Services, Inc..

Pace Analytical Services, Inc.
9608 Loiret Blvd.
Lenexa, KS 66219
(913)599-5665

ANALYTICAL RESULTS

Project: FORT SMITH, AR
Pace Project No.: 60174634

Sample: MW-68-201407 **Lab ID: 60174634019** Collected: 07/29/14 14:32 Received: 07/30/14 08:30 Matrix: Water

Parameters	Results	Units	Report Limit	MDL	DF	Prepared	Analyzed	CAS No.	Qual
6010 MET ICP	Analytical Method: EPA 6010 Preparation Method: EPA 3010								
Iron	ND	ug/L	50.0	24.0	1	07/31/14 12:00	08/06/14 17:36	7439-89-6	
Manganese	**1560**	ug/L	5.0	2.5	1	07/31/14 12:00	08/06/14 17:36	7439-96-5	
8260 MSV	Analytical Method: EPA 5030B/8260								
Acetone	ND	ug/L	10.0	5.0	1		08/04/14 23:19	67-64-1	
Benzene	ND	ug/L	5.0	0.50	1		08/04/14 23:19	71-43-2	
Bromodichloromethane	ND	ug/L	5.0	0.50	1		08/04/14 23:19	75-27-4	
Bromoform	ND	ug/L	5.0	0.50	1		08/04/14 23:19	75-25-2	
Bromomethane	ND	ug/L	7.0	2.5	1		08/04/14 23:19	74-83-9	
2-Butanone (MEK)	ND	ug/L	10.0	5.0	1		08/04/14 23:19	78-93-3	
Carbon disulfide	ND	ug/L	10.0	2.5	1		08/04/14 23:19	75-15-0	
Carbon tetrachloride	ND	ug/L	5.0	0.50	1		08/04/14 23:19	56-23-5	
Chlorobenzene	ND	ug/L	5.0	0.50	1		08/04/14 23:19	108-90-7	
Chloroethane	ND	ug/L	10.0	0.50	1		08/04/14 23:19	75-00-3	
Chloroform	ND	ug/L	5.0	0.50	1		08/04/14 23:19	67-66-3	
Chloromethane	ND	ug/L	10.0	0.50	1		08/04/14 23:19	74-87-3	
Dibromochloromethane	ND	ug/L	5.0	0.50	1		08/04/14 23:19	124-48-1	
1,1-Dichloroethane	ND	ug/L	2.4	0.50	1		08/04/14 23:19	75-34-3	
1,2-Dichloroethane	ND	ug/L	5.0	0.50	1		08/04/14 23:19	107-06-2	
1,1-Dichloroethene	ND	ug/L	5.0	0.50	1		08/04/14 23:19	75-35-4	
cis-1,2-Dichloroethene	ND	ug/L	5.0	0.50	1		08/04/14 23:19	156-59-2	
trans-1,2-Dichloroethene	ND	ug/L	5.0	0.50	1		08/04/14 23:19	156-60-5	
1,2-Dichloropropane	ND	ug/L	5.0	0.50	1		08/04/14 23:19	78-87-5	
cis-1,3-Dichloropropene	ND	ug/L	1.0	0.50	1		08/04/14 23:19	10061-01-5	
trans-1,3-Dichloropropene	ND	ug/L	1.0	0.50	1		08/04/14 23:19	10061-02-6	
Ethylbenzene	ND	ug/L	5.0	0.50	1		08/04/14 23:19	100-41-4	
2-Hexanone	ND	ug/L	10.0	5.0	1		08/04/14 23:19	591-78-6	
Methylene chloride	ND	ug/L	5.0	0.50	1		08/04/14 23:19	75-09-2	
4-Methyl-2-pentanone (MIBK)	ND	ug/L	10.0	2.5	1		08/04/14 23:19	108-10-1	
Styrene	ND	ug/L	5.0	0.50	1		08/04/14 23:19	100-42-5	
1,1,2,2-Tetrachloroethane	ND	ug/L	1.0	0.50	1		08/04/14 23:19	79-34-5	
Tetrachloroethene	ND	ug/L	5.0	0.50	1		08/04/14 23:19	127-18-4	
Toluene	ND	ug/L	5.0	0.50	1		08/04/14 23:19	108-88-3	
1,1,1-Trichloroethane	ND	ug/L	5.0	0.50	1		08/04/14 23:19	71-55-6	
1,1,2-Trichloroethane	ND	ug/L	5.0	0.50	1		08/04/14 23:19	79-00-5	
Trichloroethene	ND	ug/L	5.0	0.50	1		08/05/14 10:13	79-01-6	
Vinyl chloride	ND	ug/L	2.0	0.50	1		08/04/14 23:19	75-01-4	
Xylene (Total)	ND	ug/L	5.0	1.5	1		08/04/14 23:19	1330-20-7	
Surrogates									
4-Bromofluorobenzene (S)	104	%	80-120		1		08/04/14 23:19	460-00-4	
1,2-Dichloroethane-d4 (S)	96	%	80-120		1		08/04/14 23:19	17060-07-0	
Toluene-d8 (S)	100	%	80-120		1		08/04/14 23:19	2037-26-5	
Preservation pH	**1.0**		0.10	0.10	1		08/04/14 23:19		
2320B Alkalinity	Analytical Method: SM 2320B								
Alkalinity,Bicarbonate (CaCO3)	**14.0J**	mg/L	20.0	1.9	1		08/11/14 14:19		

REPORT OF LABORATORY ANALYSIS

This report shall not be reproduced, except in full,
without the written consent of Pace Analytical Services, Inc..

Pace Analytical Services, Inc.
9608 Loiret Blvd.
Lenexa, KS 66219
(913)599-5665

ANALYTICAL RESULTS

Project: FORT SMITH, AR
Pace Project No.: 60174634

Sample: MW-68-201407 **Lab ID: 60174634019** Collected: 07/29/14 14:32 Received: 07/30/14 08:30 Matrix: Water

Parameters	Results	Units	Report Limit	MDL	DF	Prepared	Analyzed	CAS No.	Qual
2320B Alkalinity	Analytical Method: SM 2320B								
Alkalinity, Carbonate (CaCO3)	ND	mg/L	20.0	1.9	1		08/11/14 14:19		
Alkalinity, Total as CaCO3	**14.0J**	mg/L	20.0	1.9	1		08/11/14 14:19		
Iron, Ferric (Calculation)	Analytical Method: SM 3500-Fe B#4								
Iron, Ferric	**0.0J**	mg/L	0.20		1		08/11/14 00:00	7439-89-6	
4500H+ pH, Electrometric	Analytical Method: SM 4500-H+B								
pH at 25 Degrees C	**4.8**	Std. Units	0.10	0.10	1		08/12/14 00:00		1e,H6
4500S2D Sulfide, Total	Analytical Method: SM 4500-S-2 D								
Sulfide, Total	ND	mg/L	0.050	0.0096	1		08/04/14 14:54	18496-25-8	M1
300.0 IC Anions 28 Days	Analytical Method: EPA 300.0								
Chloride	**320**	mg/L	20.0	4.5	20		08/02/14 00:56	16887-00-6	
Sulfate	**1.0J**	mg/L	1.0	0.14	1		08/02/14 00:27	14808-79-8	
350.1 Ammonia	Analytical Method: EPA 350.1								
Nitrogen, Ammonia	ND	mg/L	0.10	0.014	1		07/31/14 10:07	7664-41-7	M1
353.2 Nitrogen, NO2/NO3 unpres	Analytical Method: EPA 353.2								
Nitrogen, Nitrate	ND	mg/L	0.10	0.031	1		07/30/14 15:58		
Nitrogen, Nitrite	ND	mg/L	0.10	0.031	1		07/30/14 15:58		
Nitrogen, NO2 plus NO3	ND	mg/L	0.10	0.013	1		07/30/14 15:58		
Total Carbon Dioxide Calc	Analytical Method: SM 4500-CO2 D								
Carbon Dioxide Calculation	**0.0**	mg/L			1		08/12/14 00:00		
5310C TOC	Analytical Method: SM 5310C								
Total Organic Carbon	ND	mg/L	1.0	0.50	1		08/11/14 14:51	7440-44-0	M1
SM4500P-E, Total Phosphorus	Analytical Method: SM 4500-P E Preparation Method: SM4500-P B								
Phosphate as P04	ND	mg/L	0.030	0.015	1	08/05/14 10:28	08/05/14 14:25		

This report shall not be reproduced, except in full,
without the written consent of Pace Analytical Services, Inc..

Pace Analytical Services, Inc.
9608 Loiret Blvd.
Lenexa, KS 66219
(913)599-5665

ANALYTICAL RESULTS

Project: FORT SMITH, AR
Pace Project No.: 60174634

Sample: TB1-20140729 **Lab ID: 60174634020** Collected: 07/29/14 00:00 Received: 07/30/14 08:30 Matrix: Water

Parameters	Results	Units	Report Limit	MDL	DF	Prepared	Analyzed	CAS No.	Qual
8260 MSV	Analytical Method: EPA 5030B/8260								
Acetone	ND	ug/L	10.0	5.0	1		08/04/14 21:26	67-64-1	
Benzene	ND	ug/L	5.0	0.50	1		08/04/14 21:26	71-43-2	
Bromodichloromethane	ND	ug/L	5.0	0.50	1		08/04/14 21:26	75-27-4	
Bromoform	ND	ug/L	5.0	0.50	1		08/04/14 21:26	75-25-2	
Bromomethane	ND	ug/L	7.0	2.5	1		08/04/14 21:26	74-83-9	
2-Butanone (MEK)	ND	ug/L	10.0	5.0	1		08/04/14 21:26	78-93-3	
Carbon disulfide	ND	ug/L	10.0	2.5	1		08/04/14 21:26	75-15-0	
Carbon tetrachloride	ND	ug/L	5.0	0.50	1		08/04/14 21:26	56-23-5	
Chlorobenzene	ND	ug/L	5.0	0.50	1		08/04/14 21:26	108-90-7	
Chloroethane	ND	ug/L	10.0	0.50	1		08/04/14 21:26	75-00-3	
Chloroform	ND	ug/L	5.0	0.50	1		08/04/14 21:26	67-66-3	
Chloromethane	ND	ug/L	10.0	0.50	1		08/04/14 21:26	74-87-3	
Dibromochloromethane	ND	ug/L	5.0	0.50	1		08/04/14 21:26	124-48-1	
1,1-Dichloroethane	ND	ug/L	2.4	0.50	1		08/04/14 21:26	75-34-3	
1,2-Dichloroethane	ND	ug/L	5.0	0.50	1		08/04/14 21:26	107-06-2	
1,1-Dichloroethene	ND	ug/L	5.0	0.50	1		08/04/14 21:26	75-35-4	
cis-1,2-Dichloroethene	ND	ug/L	5.0	0.50	1		08/04/14 21:26	156-59-2	
trans-1,2-Dichloroethene	ND	ug/L	5.0	0.50	1		08/04/14 21:26	156-60-5	
1,2-Dichloropropane	ND	ug/L	5.0	0.50	1		08/04/14 21:26	78-87-5	
cis-1,3-Dichloropropene	ND	ug/L	1.0	0.50	1		08/04/14 21:26	10061-01-5	
trans-1,3-Dichloropropene	ND	ug/L	1.0	0.50	1		08/04/14 21:26	10061-02-6	
Ethylbenzene	ND	ug/L	5.0	0.50	1		08/04/14 21:26	100-41-4	
2-Hexanone	ND	ug/L	10.0	5.0	1		08/04/14 21:26	591-78-6	
Methylene chloride	ND	ug/L	5.0	0.50	1		08/04/14 21:26	75-09-2	
4-Methyl-2-pentanone (MIBK)	ND	ug/L	10.0	2.5	1		08/04/14 21:26	108-10-1	
Styrene	ND	ug/L	5.0	0.50	1		08/04/14 21:26	100-42-5	
1,1,2,2-Tetrachloroethane	ND	ug/L	1.0	0.50	1		08/04/14 21:26	79-34-5	
Tetrachloroethene	ND	ug/L	5.0	0.50	1		08/04/14 21:26	127-18-4	
Toluene	ND	ug/L	5.0	0.50	1		08/04/14 21:26	108-88-3	
1,1,1-Trichloroethane	ND	ug/L	5.0	0.50	1		08/04/14 21:26	71-55-6	
1,1,2-Trichloroethane	ND	ug/L	5.0	0.50	1		08/04/14 21:26	79-00-5	
Trichloroethene	ND	ug/L	5.0	0.50	1		08/04/14 21:26	79-01-6	
Vinyl chloride	ND	ug/L	2.0	0.50	1		08/04/14 21:26	75-01-4	
Xylene (Total)	ND	ug/L	5.0	1.5	1		08/04/14 21:26	1330-20-7	
Surrogates									
4-Bromofluorobenzene (S)	98	%	80-120		1		08/04/14 21:26	460-00-4	
1,2-Dichloroethane-d4 (S)	97	%	80-120		1		08/04/14 21:26	17060-07-0	
Toluene-d8 (S)	99	%	80-120		1		08/04/14 21:26	2037-26-5	
Preservation pH	**1.0**		0.10	0.10	1		08/04/14 21:26		

This report shall not be reproduced, except in full,
without the written consent of Pace Analytical Services, Inc..

Pace Analytical Services, Inc.
9608 Loiret Blvd.
Lenexa, KS 66219
(913)599-5665

ANALYTICAL RESULTS

Project: FORT SMITH, AR
Pace Project No.: 60174634

Sample: TB2-20140729 **Lab ID: 60174634021** Collected: 07/29/14 00:00 Received: 07/30/14 08:30 Matrix: Water

Parameters	Results	Units	Report Limit	MDL	DF	Prepared	Analyzed	CAS No.	Qual
8260 MSV	Analytical Method: EPA 5030B/8260								
Acetone	ND	ug/L	10.0	5.0	1		08/04/14 21:40	67-64-1	
Benzene	ND	ug/L	5.0	0.50	1		08/04/14 21:40	71-43-2	
Bromodichloromethane	ND	ug/L	5.0	0.50	1		08/04/14 21:40	75-27-4	
Bromoform	ND	ug/L	5.0	0.50	1		08/04/14 21:40	75-25-2	
Bromomethane	ND	ug/L	7.0	2.5	1		08/04/14 21:40	74-83-9	
2-Butanone (MEK)	ND	ug/L	10.0	5.0	1		08/04/14 21:40	78-93-3	
Carbon disulfide	ND	ug/L	10.0	2.5	1		08/04/14 21:40	75-15-0	
Carbon tetrachloride	ND	ug/L	5.0	0.50	1		08/04/14 21:40	56-23-5	
Chlorobenzene	ND	ug/L	5.0	0.50	1		08/04/14 21:40	108-90-7	
Chloroethane	ND	ug/L	10.0	0.50	1		08/04/14 21:40	75-00-3	
Chloroform	ND	ug/L	5.0	0.50	1		08/04/14 21:40	67-66-3	
Chloromethane	ND	ug/L	10.0	0.50	1		08/04/14 21:40	74-87-3	
Dibromochloromethane	ND	ug/L	5.0	0.50	1		08/04/14 21:40	124-48-1	
1,1-Dichloroethane	ND	ug/L	2.4	0.50	1		08/04/14 21:40	75-34-3	
1,2-Dichloroethane	ND	ug/L	5.0	0.50	1		08/04/14 21:40	107-06-2	
1,1-Dichloroethene	ND	ug/L	5.0	0.50	1		08/04/14 21:40	75-35-4	
cis-1,2-Dichloroethene	ND	ug/L	5.0	0.50	1		08/04/14 21:40	156-59-2	
trans-1,2-Dichloroethene	ND	ug/L	5.0	0.50	1		08/04/14 21:40	156-60-5	
1,2-Dichloropropane	ND	ug/L	5.0	0.50	1		08/04/14 21:40	78-87-5	
cis-1,3-Dichloropropene	ND	ug/L	1.0	0.50	1		08/04/14 21:40	10061-01-5	
trans-1,3-Dichloropropene	ND	ug/L	1.0	0.50	1		08/04/14 21:40	10061-02-6	
Ethylbenzene	ND	ug/L	5.0	0.50	1		08/04/14 21:40	100-41-4	
2-Hexanone	ND	ug/L	10.0	5.0	1		08/04/14 21:40	591-78-6	
Methylene chloride	ND	ug/L	5.0	0.50	1		08/04/14 21:40	75-09-2	
4-Methyl-2-pentanone (MIBK)	ND	ug/L	10.0	2.5	1		08/04/14 21:40	108-10-1	
Styrene	ND	ug/L	5.0	0.50	1		08/04/14 21:40	100-42-5	
1,1,2,2-Tetrachloroethane	ND	ug/L	1.0	0.50	1		08/04/14 21:40	79-34-5	
Tetrachloroethene	ND	ug/L	5.0	0.50	1		08/04/14 21:40	127-18-4	
Toluene	ND	ug/L	5.0	0.50	1		08/04/14 21:40	108-88-3	
1,1,1-Trichloroethane	ND	ug/L	5.0	0.50	1		08/04/14 21:40	71-55-6	
1,1,2-Trichloroethane	ND	ug/L	5.0	0.50	1		08/04/14 21:40	79-00-5	
Trichloroethene	ND	ug/L	5.0	0.50	1		08/04/14 21:40	79-01-6	
Vinyl chloride	ND	ug/L	2.0	0.50	1		08/04/14 21:40	75-01-4	
Xylene (Total)	ND	ug/L	5.0	1.5	1		08/04/14 21:40	1330-20-7	
Surrogates									
4-Bromofluorobenzene (S)	99	%	80-120		1		08/04/14 21:40	460-00-4	
1,2-Dichloroethane-d4 (S)	94	%	80-120		1		08/04/14 21:40	17060-07-0	
Toluene-d8 (S)	100	%	80-120		1		08/04/14 21:40	2037-26-5	
Preservation pH	**1.0**		0.10	0.10	1		08/04/14 21:40		

This report shall not be reproduced, except in full,
without the written consent of Pace Analytical Services, Inc..

Pace Analytical Services, Inc.
9608 Loiret Blvd.
Lenexa, KS 66219
(913)599-5665

ANALYTICAL RESULTS

Project: FORT SMITH, AR
Pace Project No.: 60174634

Sample: TB3-20140729 **Lab ID: 60174634022** Collected: 07/29/14 00:00 Received: 07/30/14 08:30 Matrix: Water

Parameters	Results	Units	Report Limit	MDL	DF	Prepared	Analyzed	CAS No.	Qual
8260 MSV	Analytical Method: EPA 5030B/8260								
Acetone	ND	ug/L	10.0	5.0	1		08/04/14 21:54	67-64-1	
Benzene	ND	ug/L	5.0	0.50	1		08/04/14 21:54	71-43-2	
Bromodichloromethane	ND	ug/L	5.0	0.50	1		08/04/14 21:54	75-27-4	
Bromoform	ND	ug/L	5.0	0.50	1		08/04/14 21:54	75-25-2	
Bromomethane	ND	ug/L	7.0	2.5	1		08/04/14 21:54	74-83-9	
2-Butanone (MEK)	ND	ug/L	10.0	5.0	1		08/04/14 21:54	78-93-3	
Carbon disulfide	ND	ug/L	10.0	2.5	1		08/04/14 21:54	75-15-0	
Carbon tetrachloride	ND	ug/L	5.0	0.50	1		08/04/14 21:54	56-23-5	
Chlorobenzene	ND	ug/L	5.0	0.50	1		08/04/14 21:54	108-90-7	
Chloroethane	ND	ug/L	10.0	0.50	1		08/04/14 21:54	75-00-3	
Chloroform	ND	ug/L	5.0	0.50	1		08/04/14 21:54	67-66-3	
Chloromethane	ND	ug/L	10.0	0.50	1		08/04/14 21:54	74-87-3	
Dibromochloromethane	ND	ug/L	5.0	0.50	1		08/04/14 21:54	124-48-1	
1,1-Dichloroethane	ND	ug/L	2.4	0.50	1		08/04/14 21:54	75-34-3	
1,2-Dichloroethane	ND	ug/L	5.0	0.50	1		08/04/14 21:54	107-06-2	
1,1-Dichloroethene	ND	ug/L	5.0	0.50	1		08/04/14 21:54	75-35-4	
cis-1,2-Dichloroethene	ND	ug/L	5.0	0.50	1		08/04/14 21:54	156-59-2	
trans-1,2-Dichloroethene	ND	ug/L	5.0	0.50	1		08/04/14 21:54	156-60-5	
1,2-Dichloropropane	ND	ug/L	5.0	0.50	1		08/04/14 21:54	78-87-5	
cis-1,3-Dichloropropene	ND	ug/L	1.0	0.50	1		08/04/14 21:54	10061-01-5	
trans-1,3-Dichloropropene	ND	ug/L	1.0	0.50	1		08/04/14 21:54	10061-02-6	
Ethylbenzene	ND	ug/L	5.0	0.50	1		08/04/14 21:54	100-41-4	
2-Hexanone	ND	ug/L	10.0	5.0	1		08/04/14 21:54	591-78-6	
Methylene chloride	ND	ug/L	5.0	0.50	1		08/04/14 21:54	75-09-2	
4-Methyl-2-pentanone (MIBK)	ND	ug/L	10.0	2.5	1		08/04/14 21:54	108-10-1	
Styrene	ND	ug/L	5.0	0.50	1		08/04/14 21:54	100-42-5	
1,1,2,2-Tetrachloroethane	ND	ug/L	1.0	0.50	1		08/04/14 21:54	79-34-5	
Tetrachloroethene	ND	ug/L	5.0	0.50	1		08/04/14 21:54	127-18-4	
Toluene	ND	ug/L	5.0	0.50	1		08/04/14 21:54	108-88-3	
1,1,1-Trichloroethane	ND	ug/L	5.0	0.50	1		08/04/14 21:54	71-55-6	
1,1,2-Trichloroethane	ND	ug/L	5.0	0.50	1		08/04/14 21:54	79-00-5	
Trichloroethene	ND	ug/L	5.0	0.50	1		08/04/14 21:54	79-01-6	
Vinyl chloride	ND	ug/L	2.0	0.50	1		08/04/14 21:54	75-01-4	
Xylene (Total)	ND	ug/L	5.0	1.5	1		08/04/14 21:54	1330-20-7	
Surrogates									
4-Bromofluorobenzene (S)	102	%	80-120		1		08/04/14 21:54	460-00-4	
1,2-Dichloroethane-d4 (S)	98	%	80-120		1		08/04/14 21:54	17060-07-0	
Toluene-d8 (S)	102	%	80-120		1		08/04/14 21:54	2037-26-5	
Preservation pH	**1.0**		0.10	0.10	1		08/04/14 21:54		

This report shall not be reproduced, except in full,
without the written consent of Pace Analytical Services, Inc..

Pace Analytical Services, Inc.
9608 Loiret Blvd.
Lenexa, KS 66219
(913)599-5665

ANALYTICAL RESULTS

Project: FORT SMITH, AR
Pace Project No.: 60174634

Sample: TB4-20140729 **Lab ID: 60174634023** Collected: 07/29/14 00:00 Received: 07/30/14 08:30 Matrix: Water

Parameters	Results	Units	Report Limit	MDL	DF	Prepared	Analyzed	CAS No.	Qual
8260 MSV	Analytical Method: EPA 5030B/8260								
Acetone	ND	ug/L	10.0	5.0	1		08/04/14 22:08	67-64-1	
Benzene	ND	ug/L	5.0	0.50	1		08/04/14 22:08	71-43-2	
Bromodichloromethane	ND	ug/L	5.0	0.50	1		08/04/14 22:08	75-27-4	
Bromoform	ND	ug/L	5.0	0.50	1		08/04/14 22:08	75-25-2	
Bromomethane	ND	ug/L	7.0	2.5	1		08/04/14 22:08	74-83-9	
2-Butanone (MEK)	ND	ug/L	10.0	5.0	1		08/04/14 22:08	78-93-3	
Carbon disulfide	ND	ug/L	10.0	2.5	1		08/04/14 22:08	75-15-0	
Carbon tetrachloride	ND	ug/L	5.0	0.50	1		08/04/14 22:08	56-23-5	
Chlorobenzene	ND	ug/L	5.0	0.50	1		08/04/14 22:08	108-90-7	
Chloroethane	ND	ug/L	10.0	0.50	1		08/04/14 22:08	75-00-3	
Chloroform	ND	ug/L	5.0	0.50	1		08/04/14 22:08	67-66-3	
Chloromethane	ND	ug/L	10.0	0.50	1		08/04/14 22:08	74-87-3	
Dibromochloromethane	ND	ug/L	5.0	0.50	1		08/04/14 22:08	124-48-1	
1,1-Dichloroethane	ND	ug/L	2.4	0.50	1		08/04/14 22:08	75-34-3	
1,2-Dichloroethane	ND	ug/L	5.0	0.50	1		08/04/14 22:08	107-06-2	
1,1-Dichloroethene	ND	ug/L	5.0	0.50	1		08/04/14 22:08	75-35-4	
cis-1,2-Dichloroethene	ND	ug/L	5.0	0.50	1		08/04/14 22:08	156-59-2	
trans-1,2-Dichloroethene	ND	ug/L	5.0	0.50	1		08/04/14 22:08	156-60-5	
1,2-Dichloropropane	ND	ug/L	5.0	0.50	1		08/04/14 22:08	78-87-5	
cis-1,3-Dichloropropene	ND	ug/L	1.0	0.50	1		08/04/14 22:08	10061-01-5	
trans-1,3-Dichloropropene	ND	ug/L	1.0	0.50	1		08/04/14 22:08	10061-02-6	
Ethylbenzene	ND	ug/L	5.0	0.50	1		08/04/14 22:08	100-41-4	
2-Hexanone	ND	ug/L	10.0	5.0	1		08/04/14 22:08	591-78-6	
Methylene chloride	ND	ug/L	5.0	0.50	1		08/04/14 22:08	75-09-2	
4-Methyl-2-pentanone (MIBK)	ND	ug/L	10.0	2.5	1		08/04/14 22:08	108-10-1	
Styrene	ND	ug/L	5.0	0.50	1		08/04/14 22:08	100-42-5	
1,1,2,2-Tetrachloroethane	ND	ug/L	1.0	0.50	1		08/04/14 22:08	79-34-5	
Tetrachloroethene	ND	ug/L	5.0	0.50	1		08/04/14 22:08	127-18-4	
Toluene	ND	ug/L	5.0	0.50	1		08/04/14 22:08	108-88-3	
1,1,1-Trichloroethane	ND	ug/L	5.0	0.50	1		08/04/14 22:08	71-55-6	
1,1,2-Trichloroethane	ND	ug/L	5.0	0.50	1		08/04/14 22:08	79-00-5	
Trichloroethene	ND	ug/L	5.0	0.50	1		08/04/14 22:08	79-01-6	
Vinyl chloride	ND	ug/L	2.0	0.50	1		08/04/14 22:08	75-01-4	
Xylene (Total)	ND	ug/L	5.0	1.5	1		08/04/14 22:08	1330-20-7	
Surrogates									
4-Bromofluorobenzene (S)	97	%	80-120		1		08/04/14 22:08	460-00-4	
1,2-Dichloroethane-d4 (S)	94	%	80-120		1		08/04/14 22:08	17060-07-0	
Toluene-d8 (S)	102	%	80-120		1		08/04/14 22:08	2037-26-5	
Preservation pH	**1.0**		0.10	0.10	1		08/04/14 22:08		

This report shall not be reproduced, except in full,
without the written consent of Pace Analytical Services, Inc..

Pace Analytical Services, Inc.
9608 Loiret Blvd.
Lenexa, KS 66219
(913)599-5665

ANALYTICAL RESULTS

Project: FORT SMITH, AR
Pace Project No.: 60174634

Sample: TB5-20140729 **Lab ID: 60174634024** Collected: 07/29/14 00:00 Received: 07/30/14 08:30 Matrix: Water

Parameters	Results	Units	Report Limit	MDL	DF	Prepared	Analyzed	CAS No.	Qual
8260 MSV	Analytical Method: EPA 5030B/8260								
Acetone	ND	ug/L	10.0	5.0	1		08/04/14 22:22	67-64-1	
Benzene	ND	ug/L	5.0	0.50	1		08/04/14 22:22	71-43-2	
Bromodichloromethane	ND	ug/L	5.0	0.50	1		08/04/14 22:22	75-27-4	
Bromoform	ND	ug/L	5.0	0.50	1		08/04/14 22:22	75-25-2	
Bromomethane	ND	ug/L	7.0	2.5	1		08/04/14 22:22	74-83-9	
2-Butanone (MEK)	ND	ug/L	10.0	5.0	1		08/04/14 22:22	78-93-3	
Carbon disulfide	ND	ug/L	10.0	2.5	1		08/04/14 22:22	75-15-0	
Carbon tetrachloride	ND	ug/L	5.0	0.50	1		08/04/14 22:22	56-23-5	
Chlorobenzene	ND	ug/L	5.0	0.50	1		08/04/14 22:22	108-90-7	
Chloroethane	ND	ug/L	10.0	0.50	1		08/04/14 22:22	75-00-3	
Chloroform	ND	ug/L	5.0	0.50	1		08/04/14 22:22	67-66-3	
Chloromethane	ND	ug/L	10.0	0.50	1		08/04/14 22:22	74-87-3	
Dibromochloromethane	ND	ug/L	5.0	0.50	1		08/04/14 22:22	124-48-1	
1,1-Dichloroethane	ND	ug/L	2.4	0.50	1		08/04/14 22:22	75-34-3	
1,2-Dichloroethane	ND	ug/L	5.0	0.50	1		08/04/14 22:22	107-06-2	
1,1-Dichloroethene	ND	ug/L	5.0	0.50	1		08/04/14 22:22	75-35-4	
cis-1,2-Dichloroethene	ND	ug/L	5.0	0.50	1		08/04/14 22:22	156-59-2	
trans-1,2-Dichloroethene	ND	ug/L	5.0	0.50	1		08/04/14 22:22	156-60-5	
1,2-Dichloropropane	ND	ug/L	5.0	0.50	1		08/04/14 22:22	78-87-5	
cis-1,3-Dichloropropene	ND	ug/L	1.0	0.50	1		08/04/14 22:22	10061-01-5	
trans-1,3-Dichloropropene	ND	ug/L	1.0	0.50	1		08/04/14 22:22	10061-02-6	
Ethylbenzene	ND	ug/L	5.0	0.50	1		08/04/14 22:22	100-41-4	
2-Hexanone	ND	ug/L	10.0	5.0	1		08/04/14 22:22	591-78-6	
Methylene chloride	ND	ug/L	5.0	0.50	1		08/04/14 22:22	75-09-2	
4-Methyl-2-pentanone (MIBK)	ND	ug/L	10.0	2.5	1		08/04/14 22:22	108-10-1	
Styrene	ND	ug/L	5.0	0.50	1		08/04/14 22:22	100-42-5	
1,1,2,2-Tetrachloroethane	ND	ug/L	1.0	0.50	1		08/04/14 22:22	79-34-5	
Tetrachloroethene	ND	ug/L	5.0	0.50	1		08/04/14 22:22	127-18-4	
Toluene	ND	ug/L	5.0	0.50	1		08/04/14 22:22	108-88-3	
1,1,1-Trichloroethane	ND	ug/L	5.0	0.50	1		08/04/14 22:22	71-55-6	
1,1,2-Trichloroethane	ND	ug/L	5.0	0.50	1		08/04/14 22:22	79-00-5	
Trichloroethene	ND	ug/L	5.0	0.50	1		08/04/14 22:22	79-01-6	
Vinyl chloride	ND	ug/L	2.0	0.50	1		08/04/14 22:22	75-01-4	
Xylene (Total)	ND	ug/L	5.0	1.5	1		08/04/14 22:22	1330-20-7	
Surrogates									
4-Bromofluorobenzene (S)	96	%	80-120		1		08/04/14 22:22	460-00-4	
1,2-Dichloroethane-d4 (S)	97	%	80-120		1		08/04/14 22:22	17060-07-0	
Toluene-d8 (S)	102	%	80-120		1		08/04/14 22:22	2037-26-5	
Preservation pH	**1.0**		0.10	0.10	1		08/04/14 22:22		

This report shall not be reproduced, except in full,
without the written consent of Pace Analytical Services, Inc..

Pace Analytical Services, Inc.
9608 Loiret Blvd.
Lenexa, KS 66219
(913)599-5665

QUALITY CONTROL DATA

Project: FORT SMITH, AR
Pace Project No.: 60174634

QC Batch: GCSV/2818 — Analysis Method: EPA 8015 - Alcohol
QC Batch Method: EPA 8015 - Alcohol — Analysis Description: Alcohol by Direct Inject GCFID
Associated Lab Samples: 60174634001, 60174634002, 60174634003, 60174634004, 60174634005, 60174634006, 60174634007, 60174634008, 60174634012, 60174634013, 60174634014, 60174634015

METHOD BLANK: 89282 — Matrix: Water
Associated Lab Samples: 60174634001, 60174634002, 60174634003, 60174634004, 60174634005, 60174634006, 60174634007, 60174634008, 60174634012, 60174634013, 60174634014, 60174634015

Parameter	Units	Blank Result	Reporting Limit	Analyzed	Qualifiers
2-Chloroethanol	ug/L	ND	10000	08/01/14 17:59	

LABORATORY CONTROL SAMPLE: 89283

Parameter	Units	Spike Conc.	LCS Result	LCS % Rec	% Rec Limits	Qualifiers
2-Chloroethanol	ug/L	100000	100000	100	40-140	

MATRIX SPIKE & MATRIX SPIKE DUPLICATE: 89284 89285

Parameter	Units	60174546001 Result	MS Spike Conc.	MSD Spike Conc.	MS Result	MSD Result	MS % Rec	MSD % Rec	% Rec Limits	RPD	Max RPD	Qual
2-Chloroethanol	ug/L	ND	100000	100000	102000	98800	102	99	40-140	3	40	

Results presented on this page are in the units indicated by the "Units" column except where an alternate unit is presented to the right of the result.

This report shall not be reproduced, except in full,
without the written consent of Pace Analytical Services, Inc..

Pace Analytical Services, Inc.
9608 Loiret Blvd.
Lenexa, KS 66219
(913)599-5665

QUALITY CONTROL DATA

Project: FORT SMITH, AR
Pace Project No.: 60174634

QC Batch: GCSV/2820 | Analysis Method: EPA 8015 - Alcohol
QC Batch Method: EPA 8015 - Alcohol | Analysis Description: Alcohol by Direct Inject GCFID
Associated Lab Samples: 60174634009, 60174634010, 60174634011, 60174634016, 60174634017, 60174634018, 60174634019

METHOD BLANK: 89426 | Matrix: Water
Associated Lab Samples: 60174634009, 60174634010, 60174634011, 60174634016, 60174634017, 60174634018, 60174634019

Parameter	Units	Blank Result	Reporting Limit	Analyzed	Qualifiers
2-Chloroethanol	ug/L	ND	10000	08/04/14 20:18	

LABORATORY CONTROL SAMPLE: 89427

Parameter	Units	Spike Conc.	LCS Result	LCS % Rec	% Rec Limits	Qualifiers
2-Chloroethanol	ug/L	100000	99300	99	40-140	

MATRIX SPIKE & MATRIX SPIKE DUPLICATE: 89428 89429

Parameter	Units	60174634019 Result	MS Spike Conc.	MSD Spike Conc.	MS Result	MSD Result	MS % Rec	MSD % Rec	% Rec Limits	RPD	Max RPD	Qual
2-Chloroethanol	ug/L	ND	100000	100000	108000	112000	108	112	40-140	4	40	

Results presented on this page are in the units indicated by the "Units" column except where an alternate unit is presented to the right of the result.

REPORT OF LABORATORY ANALYSIS

This report shall not be reproduced, except in full,
without the written consent of Pace Analytical Services, Inc..

Pace Analytical Services, Inc.
9608 Loiret Blvd.
Lenexa, KS 66219
(913)599-5665

QUALITY CONTROL DATA

Project: FORT SMITH, AR
Pace Project No.: 60174634

QC Batch: MPRP/28301 Analysis Method: EPA 6010
QC Batch Method: EPA 3010 Analysis Description: 6010 MET
Associated Lab Samples: 60174634001, 60174634002, 60174634003, 60174634004, 60174634005, 60174634006, 60174634007, 60174634008, 60174634009, 60174634010, 60174634011, 60174634012, 60174634013, 60174634014, 60174634015, 60174634016, 60174634017, 60174634018, 60174634019

METHOD BLANK: 1418548 Matrix: Water
Associated Lab Samples: 60174634001, 60174634002, 60174634003, 60174634004, 60174634005, 60174634006, 60174634007, 60174634008, 60174634009, 60174634010, 60174634011, 60174634012, 60174634013, 60174634014, 60174634015, 60174634016, 60174634017, 60174634018, 60174634019

Parameter	Units	Blank Result	Reporting Limit	Analyzed	Qualifiers
Iron	ug/L	ND	50.0	08/06/14 16:26	
Manganese	ug/L	ND	5.0	08/06/14 16:26	

LABORATORY CONTROL SAMPLE: 1418549

Parameter	Units	Spike Conc.	LCS Result	LCS % Rec	% Rec Limits	Qualifiers
Iron	ug/L	10000	9670	97	80-120	
Manganese	ug/L	1000	996	100	80-120	

MATRIX SPIKE & MATRIX SPIKE DUPLICATE: 1418550 1418551

Parameter	Units	60174634019 Result	MS Spike Conc.	MSD Spike Conc.	MS Result	MSD Result	MS % Rec	MSD % Rec	% Rec Limits	RPD	Max RPD	Qual
Iron	ug/L	ND	10000	10000	9700	9840	97	98	75-125	1	20	
Manganese	ug/L	1560	1000	1000	2470	2530	91	97	75-125	2	20	

Results presented on this page are in the units indicated by the "Units" column except where an alternate unit is presented to the right of the result.

This report shall not be reproduced, except in full,
without the written consent of Pace Analytical Services, Inc..

Pace Analytical Services, Inc.
9608 Loiret Blvd.
Lenexa, KS 66219
(913)599-5665

QUALITY CONTROL DATA

Project: FORT SMITH, AR
Pace Project No.: 60174634

QC Batch: MSV/63321 Analysis Method: EPA 5030B/8260
QC Batch Method: EPA 5030B/8260 Analysis Description: 8260 MSV Water 10 mL Purge
Associated Lab Samples: 60174634001, 60174634002, 60174634004, 60174634005, 60174634006, 60174634007

METHOD BLANK: 1419281 Matrix: Water
Associated Lab Samples: 60174634001, 60174634002, 60174634004, 60174634005, 60174634006, 60174634007

Parameter	Units	Blank Result	Reporting Limit	Analyzed	Qualifiers
1,1,1-Trichloroethane	ug/L	ND	5.0	08/02/14 02:51	
1,1,2,2-Tetrachloroethane	ug/L	ND	1.0	08/02/14 02:51	
1,1,2-Trichloroethane	ug/L	ND	5.0	08/02/14 02:51	
1,1-Dichloroethane	ug/L	ND	2.4	08/02/14 02:51	
1,1-Dichloroethene	ug/L	ND	5.0	08/02/14 02:51	
1,2-Dichloroethane	ug/L	ND	5.0	08/02/14 02:51	
1,2-Dichloropropane	ug/L	ND	5.0	08/02/14 02:51	
2-Butanone (MEK)	ug/L	ND	10.0	08/02/14 02:51	
2-Hexanone	ug/L	ND	10.0	08/02/14 02:51	
4-Methyl-2-pentanone (MIBK)	ug/L	ND	10.0	08/02/14 02:51	
Acetone	ug/L	ND	10.0	08/02/14 02:51	
Benzene	ug/L	ND	5.0	08/02/14 02:51	
Bromodichloromethane	ug/L	ND	5.0	08/02/14 02:51	
Bromoform	ug/L	ND	5.0	08/02/14 02:51	
Bromomethane	ug/L	ND	7.0	08/02/14 02:51	
Carbon disulfide	ug/L	ND	10.0	08/02/14 02:51	
Carbon tetrachloride	ug/L	ND	5.0	08/02/14 02:51	
Chlorobenzene	ug/L	ND	5.0	08/02/14 02:51	
Chloroethane	ug/L	ND	10.0	08/02/14 02:51	
Chloroform	ug/L	ND	5.0	08/02/14 02:51	
Chloromethane	ug/L	ND	10.0	08/02/14 02:51	
cis-1,2-Dichloroethene	ug/L	ND	5.0	08/02/14 02:51	
cis-1,3-Dichloropropene	ug/L	ND	1.0	08/02/14 02:51	
Dibromochloromethane	ug/L	ND	5.0	08/02/14 02:51	
Ethylbenzene	ug/L	ND	5.0	08/02/14 02:51	
Methylene chloride	ug/L	ND	5.0	08/02/14 02:51	
Styrene	ug/L	ND	5.0	08/02/14 02:51	
Tetrachloroethene	ug/L	ND	5.0	08/02/14 02:51	
Toluene	ug/L	ND	5.0	08/02/14 02:51	
trans-1,2-Dichloroethene	ug/L	ND	5.0	08/02/14 02:51	
trans-1,3-Dichloropropene	ug/L	ND	1.0	08/02/14 02:51	
Trichloroethene	ug/L	ND	5.0	08/02/14 02:51	
Vinyl chloride	ug/L	ND	2.0	08/02/14 02:51	
Xylene (Total)	ug/L	ND	5.0	08/02/14 02:51	
1,2-Dichloroethane-d4 (S)	%	97	80-120	08/02/14 02:51	
4-Bromofluorobenzene (S)	%	97	80-120	08/02/14 02:51	
Toluene-d8 (S)	%	99	80-120	08/02/14 02:51	

Results presented on this page are in the units indicated by the "Units" column except where an alternate unit is presented to the right of the result.

This report shall not be reproduced, except in full,
without the written consent of Pace Analytical Services, Inc..

Pace Analytical Services, Inc.
9608 Loiret Blvd.
Lenexa, KS 66219
(913)599-5665

QUALITY CONTROL DATA

Project: FORT SMITH, AR
Pace Project No.: 60174634

LABORATORY CONTROL SAMPLE: 1419282

Parameter	Units	Spike Conc.	LCS Result	LCS % Rec	% Rec Limits	Qualifiers
1,1,1-Trichloroethane	ug/L	20	19.5	98	80-121	
1,1,2,2-Tetrachloroethane	ug/L	20	15.6	78	73-124	
1,1,2-Trichloroethane	ug/L	20	20.0	100	80-120	
1,1-Dichloroethane	ug/L	20	18.9	94	77-120	
1,1-Dichloroethene	ug/L	20	19.4	97	78-126	
1,2-Dichloroethane	ug/L	20	18.6	93	77-123	
1,2-Dichloropropane	ug/L	20	19.3	96	80-121	
2-Butanone (MEK)	ug/L	100	84.3	84	52-145	
2-Hexanone	ug/L	100	87.5	87	57-139	
4-Methyl-2-pentanone (MIBK)	ug/L	100	92.8	93	71-131	
Acetone	ug/L	100	86.2	86	32-155	
Benzene	ug/L	20	19.3	97	80-120	
Bromodichloromethane	ug/L	20	19.1	95	80-120	
Bromoform	ug/L	20	19.7	98	73-124	
Bromomethane	ug/L	20	16.2	81	31-144	
Carbon disulfide	ug/L	20	20.5	102	65-125	
Carbon tetrachloride	ug/L	20	19.3	96	78-128	
Chlorobenzene	ug/L	20	19.4	97	80-120	
Chloroethane	ug/L	20	17.8	89	55-137	
Chloroform	ug/L	20	18.8	94	79-120	
Chloromethane	ug/L	20	17.1	85	22-138	
cis-1,2-Dichloroethene	ug/L	20	19.7	98	80-120	
cis-1,3-Dichloropropene	ug/L	20	18.6	93	80-120	
Dibromochloromethane	ug/L	20	18.4	92	80-120	
Ethylbenzene	ug/L	20	18.6	93	80-121	
Methylene chloride	ug/L	20	18.7	94	73-126	
Styrene	ug/L	20	19.5	98	80-120	
Tetrachloroethene	ug/L	20	20.4	102	80-121	
Toluene	ug/L	20	18.9	94	80-122	
trans-1,2-Dichloroethene	ug/L	20	19.3	96	79-121	
trans-1,3-Dichloropropene	ug/L	20	17.1	86	80-127	
Trichloroethene	ug/L	20	22.2	111	80-120	
Vinyl chloride	ug/L	20	16.2	81	59-120	
Xylene (Total)	ug/L	60	57.8	96	80-121	
1,2-Dichloroethane-d4 (S)	%			93	80-120	
4-Bromofluorobenzene (S)	%			98	80-120	
Toluene-d8 (S)	%			97	80-120	

Results presented on this page are in the units indicated by the "Units" column except where an alternate unit is presented to the right of the result.

This report shall not be reproduced, except in full,
without the written consent of Pace Analytical Services, Inc..

Pace Analytical Services, Inc.
9608 Loiret Blvd.
Lenexa, KS 66219
(913)599-5665

QUALITY CONTROL DATA

Project: FORT SMITH, AR
Pace Project No.: 60174634

QC Batch: MSV/63347 Analysis Method: EPA 5030B/8260
QC Batch Method: EPA 5030B/8260 Analysis Description: 8260 MSV Water 10 mL Purge
Associated Lab Samples: 60174634003, 60174634008, 60174634009, 60174634010, 60174634011

METHOD BLANK: 1420040 Matrix: Water
Associated Lab Samples: 60174634003, 60174634008, 60174634009, 60174634010, 60174634011

Parameter	Units	Blank Result	Reporting Limit	Analyzed	Qualifiers
1,1,1-Trichloroethane	ug/L	ND	5.0	08/04/14 11:35	
1,1,2,2-Tetrachloroethane	ug/L	ND	1.0	08/04/14 11:35	
1,1,2-Trichloroethane	ug/L	ND	5.0	08/04/14 11:35	
1,1-Dichloroethane	ug/L	ND	2.4	08/04/14 11:35	
1,1-Dichloroethene	ug/L	ND	5.0	08/04/14 11:35	
1,2-Dichloroethane	ug/L	ND	5.0	08/04/14 11:35	
1,2-Dichloropropane	ug/L	ND	5.0	08/04/14 11:35	
2-Butanone (MEK)	ug/L	ND	10.0	08/04/14 11:35	
2-Hexanone	ug/L	ND	10.0	08/04/14 11:35	
4-Methyl-2-pentanone (MIBK)	ug/L	ND	10.0	08/04/14 11:35	
Acetone	ug/L	ND	10.0	08/04/14 11:35	
Benzene	ug/L	ND	5.0	08/04/14 11:35	
Bromodichloromethane	ug/L	ND	5.0	08/04/14 11:35	
Bromoform	ug/L	ND	5.0	08/04/14 11:35	
Bromomethane	ug/L	ND	7.0	08/04/14 11:35	
Carbon disulfide	ug/L	ND	10.0	08/04/14 11:35	
Carbon tetrachloride	ug/L	ND	5.0	08/04/14 11:35	
Chlorobenzene	ug/L	ND	5.0	08/04/14 11:35	
Chloroethane	ug/L	ND	10.0	08/04/14 11:35	
Chloroform	ug/L	ND	5.0	08/04/14 11:35	
Chloromethane	ug/L	ND	10.0	08/04/14 11:35	
cis-1,2-Dichloroethene	ug/L	ND	5.0	08/04/14 11:35	
cis-1,3-Dichloropropene	ug/L	ND	1.0	08/04/14 11:35	
Dibromochloromethane	ug/L	ND	5.0	08/04/14 11:35	
Ethylbenzene	ug/L	ND	5.0	08/04/14 11:35	
Methylene chloride	ug/L	ND	5.0	08/04/14 11:35	
Styrene	ug/L	ND	5.0	08/04/14 11:35	
Tetrachloroethene	ug/L	ND	5.0	08/04/14 11:35	
Toluene	ug/L	ND	5.0	08/04/14 11:35	
trans-1,2-Dichloroethene	ug/L	ND	5.0	08/04/14 11:35	
trans-1,3-Dichloropropene	ug/L	ND	1.0	08/04/14 11:35	
Trichloroethene	ug/L	ND	5.0	08/04/14 11:35	
Vinyl chloride	ug/L	ND	2.0	08/04/14 11:35	
Xylene (Total)	ug/L	ND	5.0	08/04/14 11:35	
1,2-Dichloroethane-d4 (S)	%	95	80-120	08/04/14 11:35	
4-Bromofluorobenzene (S)	%	99	80-120	08/04/14 11:35	
Toluene-d8 (S)	%	97	80-120	08/04/14 11:35	

Results presented on this page are in the units indicated by the "Units" column except where an alternate unit is presented to the right of the result.

This report shall not be reproduced, except in full,
without the written consent of Pace Analytical Services, Inc..

Pace Analytical Services, Inc.
9608 Loiret Blvd.
Lenexa, KS 66219
(913)599-5665

QUALITY CONTROL DATA

Project: FORT SMITH, AR
Pace Project No.: 60174634

LABORATORY CONTROL SAMPLE: 1420041

Parameter	Units	Spike Conc.	LCS Result	LCS % Rec	% Rec Limits	Qualifiers
1,1,1-Trichloroethane	ug/L	20	19.8	99	80-121	
1,1,2,2-Tetrachloroethane	ug/L	20	20.1	100	73-124	
1,1,2-Trichloroethane	ug/L	20	19.5	97	80-120	
1,1-Dichloroethane	ug/L	20	20.0	100	77-120	
1,1-Dichloroethene	ug/L	20	19.8	99	78-126	
1,2-Dichloroethane	ug/L	20	19.5	97	77-123	
1,2-Dichloropropane	ug/L	20	19.8	99	80-121	
2-Butanone (MEK)	ug/L	100	94.3	94	52-145	
2-Hexanone	ug/L	100	93.9	94	57-139	
4-Methyl-2-pentanone (MIBK)	ug/L	100	95.9	96	71-131	
Acetone	ug/L	100	91.4	91	32-155	
Benzene	ug/L	20	19.9	99	80-120	
Bromodichloromethane	ug/L	20	19.8	99	80-120	
Bromoform	ug/L	20	19.6	98	73-124	
Bromomethane	ug/L	20	18.4	92	31-144	
Carbon disulfide	ug/L	20	22.1	111	65-125	
Carbon tetrachloride	ug/L	20	19.7	99	78-128	
Chlorobenzene	ug/L	20	20.1	101	80-120	
Chloroethane	ug/L	20	19.7	99	55-137	
Chloroform	ug/L	20	19.6	98	79-120	
Chloromethane	ug/L	20	23.4	117	22-138	
cis-1,2-Dichloroethene	ug/L	20	20.7	103	80-120	
cis-1,3-Dichloropropene	ug/L	20	19.4	97	80-120	
Dibromochloromethane	ug/L	20	19.4	97	80-120	
Ethylbenzene	ug/L	20	19.8	99	80-121	
Methylene chloride	ug/L	20	19.0	95	73-126	
Styrene	ug/L	20	20.6	103	80-120	
Tetrachloroethene	ug/L	20	19.8	99	80-121	
Toluene	ug/L	20	19.7	99	80-122	
trans-1,2-Dichloroethene	ug/L	20	20.5	103	79-121	
trans-1,3-Dichloropropene	ug/L	20	19.3	97	80-127	
Trichloroethene	ug/L	20	19.4	97	80-120	
Vinyl chloride	ug/L	20	21.2	106	59-120	
Xylene (Total)	ug/L	60	59.8	100	80-121	
1,2-Dichloroethane-d4 (S)	%			96	80-120	
4-Bromofluorobenzene (S)	%			102	80-120	
Toluene-d8 (S)	%			99	80-120	

MATRIX SPIKE & MATRIX SPIKE DUPLICATE: 1423794 1423795

Parameter	Units	60174634003 Result	MS Spike Conc.	MSD Spike Conc.	MS Result	MSD Result	MS % Rec	MSD % Rec	% Rec Limits	RPD	Max RPD	Qual
1,1,1-Trichloroethane	ug/L	ND	20	20	18.0	18.8	90	94	71-136	4	20	
1,1,2,2-Tetrachloroethane	ug/L	ND	20	20	18.3	19.5	92	97	61-127	6	21	
1,1,2-Trichloroethane	ug/L	ND	20	20	19.2	19.5	96	97	63-123	1	22	

Results presented on this page are in the units indicated by the "Units" column except where an alternate unit is presented to the right of the result.

REPORT OF LABORATORY ANALYSIS

This report shall not be reproduced, except in full,
without the written consent of Pace Analytical Services, Inc..

Pace Analytical Services, Inc.
9608 Loiret Blvd.
Lenexa, KS 66219
(913)599-5665

QUALITY CONTROL DATA

Project: FORT SMITH, AR
Pace Project No.: 60174634

MATRIX SPIKE & MATRIX SPIKE DUPLICATE: 1423794 1423795

Parameter	Units	60174634003 Result	MS Spike Conc.	MSD Spike Conc.	MS Result	MSD Result	MS % Rec	MSD % Rec	% Rec Limits	RPD	Max RPD	Qual
1,1-Dichloroethane	ug/L	ND	20	20	16.3	16.8	81	84	62-128	3	25	
1,1-Dichloroethene	ug/L	ND	20	20	ND	0.72J	2	4	60-144		28	M1
1,2-Dichloroethane	ug/L	ND	20	20	16.0	16.1	80	80	49-148	1	35	
1,2-Dichloropropane	ug/L	ND	20	20	16.2	17.3	81	86	66-130	6	22	
2-Butanone (MEK)	ug/L	ND	100	100	67.0	67.9	67	68	36-145	1	23	
2-Hexanone	ug/L	ND	100	100	72.5	73.3	73	73	42-140	1	24	
4-Methyl-2-pentanone (MIBK)	ug/L	ND	100	100	69.4	70.5	69	70	52-137	2	24	
Acetone	ug/L	10.3	100	100	65.5	69.8	55	59	24-151	6	23	
Benzene	ug/L	ND	20	20	8.2	8.9	41	44	37-157	7	32	
Bromodichloromethane	ug/L	ND	20	20	17.4	18.3	85	90	67-125	5	21	
Bromoform	ug/L	16.4	20	20	42.8	44.6	132	141	55-124	4	23	M1
Bromomethane	ug/L	8.7	20	20	7.1	11.6	-8	14	25-138	48	42	M1,R1
Carbon disulfide	ug/L	ND	20	20	18.7	19.9	92	98	57-133	6	23	
Carbon tetrachloride	ug/L	ND	20	20	17.8	19.0	89	95	68-142	7	21	
Chlorobenzene	ug/L	ND	20	20	22.8	22.8	114	114	66-133	0	20	
Chloroethane	ug/L	ND	20	20	19.4	19.6	97	98	46-147	1	28	
Chloroform	ug/L	ND	20	20	17.6	18.1	87	89	66-127	3	20	
Chloromethane	ug/L	5.6J	20	20	20.0	20.3	72	74	19-136	2	36	
cis-1,2-Dichloroethene	ug/L	2.7J	20	20	14.8	16.5	61	69	55-140	11	23	
cis-1,3-Dichloropropene	ug/L	ND	20	20	ND	ND	0	0	62-122		22	M1
Dibromochloromethane	ug/L	0.71J	20	20	21.9	22.6	106	109	62-130	3	22	
Ethylbenzene	ug/L	ND	20	20	ND	ND	0	0	31-160		32	M1
Methylene chloride	ug/L	ND	20	20	17.5	17.9	88	90	55-132	2	23	
Styrene	ug/L	ND	20	20	ND	ND	0	0	55-134		25	M1
Tetrachloroethene	ug/L	ND	20	20	22.1	22.5	110	113	69-133	2	20	
Toluene	ug/L	ND	20	20	ND	ND	0	0	35-157		37	M1
trans-1,2-Dichloroethene	ug/L	0.74J	20	20	3.2J	4.0J	12	16	66-131	23	23	M1
trans-1,3-Dichloropropene	ug/L	ND	20	20	1.0J	0.95J	5	5	62-131		23	M1
Trichloroethene	ug/L	319			241	254				5	21	
Vinyl chloride	ug/L	ND	20	20	ND	ND	2	1	44-128		22	M1
Xylene (Total)	ug/L	ND	60	60	ND	ND	0	0	34-156		37	MS
1,2-Dichloroethane-d4 (S)	%						94	93	80-120			
4-Bromofluorobenzene (S)	%						94	95	80-120			
Toluene-d8 (S)	%						87	72	80-120			S0
Preservation pH		1.0			1.0	1.0				0		

Results presented on this page are in the units indicated by the "Units" column except where an alternate unit is presented to the right of the result.

This report shall not be reproduced, except in full,
without the written consent of Pace Analytical Services, Inc..

Pace Analytical Services, Inc.
9608 Loiret Blvd.
Lenexa, KS 66219
(913)599-5665

QUALITY CONTROL DATA

Project: FORT SMITH, AR
Pace Project No.: 60174634

QC Batch: MSV/63348 Analysis Method: EPA 5030B/8260
QC Batch Method: EPA 5030B/8260 Analysis Description: 8260 MSV Water 10 mL Purge
Associated Lab Samples: 60174634015, 60174634016, 60174634017, 60174634018, 60174634019, 60174634020, 60174634021, 60174634022, 60174634023, 60174634024

METHOD BLANK: 1420080 Matrix: Water
Associated Lab Samples: 60174634015, 60174634016, 60174634017, 60174634018, 60174634019, 60174634020, 60174634021, 60174634022, 60174634023, 60174634024

Parameter	Units	Blank Result	Reporting Limit	Analyzed	Qualifiers
1,1,1-Trichloroethane	ug/L	ND	5.0	08/04/14 20:57	
1,1,2,2-Tetrachloroethane	ug/L	ND	1.0	08/04/14 20:57	
1,1,2-Trichloroethane	ug/L	ND	5.0	08/04/14 20:57	
1,1-Dichloroethane	ug/L	ND	2.4	08/04/14 20:57	
1,1-Dichloroethene	ug/L	ND	5.0	08/04/14 20:57	
1,2-Dichloroethane	ug/L	ND	5.0	08/04/14 20:57	
1,2-Dichloropropane	ug/L	ND	5.0	08/04/14 20:57	
2-Butanone (MEK)	ug/L	ND	10.0	08/04/14 20:57	
2-Hexanone	ug/L	ND	10.0	08/04/14 20:57	
4-Methyl-2-pentanone (MIBK)	ug/L	ND	10.0	08/04/14 20:57	
Acetone	ug/L	ND	10.0	08/04/14 20:57	
Benzene	ug/L	ND	5.0	08/04/14 20:57	
Bromodichloromethane	ug/L	ND	5.0	08/04/14 20:57	
Bromoform	ug/L	ND	5.0	08/04/14 20:57	
Bromomethane	ug/L	ND	7.0	08/04/14 20:57	
Carbon disulfide	ug/L	ND	10.0	08/04/14 20:57	
Carbon tetrachloride	ug/L	ND	5.0	08/04/14 20:57	
Chlorobenzene	ug/L	ND	5.0	08/04/14 20:57	
Chloroethane	ug/L	ND	10.0	08/04/14 20:57	
Chloroform	ug/L	ND	5.0	08/04/14 20:57	
Chloromethane	ug/L	ND	10.0	08/04/14 20:57	
cis-1,2-Dichloroethene	ug/L	ND	5.0	08/04/14 20:57	
cis-1,3-Dichloropropene	ug/L	ND	1.0	08/04/14 20:57	
Dibromochloromethane	ug/L	ND	5.0	08/04/14 20:57	
Ethylbenzene	ug/L	ND	5.0	08/04/14 20:57	
Methylene chloride	ug/L	ND	5.0	08/04/14 20:57	
Styrene	ug/L	ND	5.0	08/04/14 20:57	
Tetrachloroethene	ug/L	ND	5.0	08/04/14 20:57	
Toluene	ug/L	ND	5.0	08/04/14 20:57	
trans-1,2-Dichloroethene	ug/L	ND	5.0	08/04/14 20:57	
trans-1,3-Dichloropropene	ug/L	ND	1.0	08/04/14 20:57	
Trichloroethene	ug/L	ND	5.0	08/04/14 20:57	
Vinyl chloride	ug/L	ND	2.0	08/04/14 20:57	
Xylene (Total)	ug/L	ND	5.0	08/04/14 20:57	
1,2-Dichloroethane-d4 (S)	%	94	80-120	08/04/14 20:57	
4-Bromofluorobenzene (S)	%	101	80-120	08/04/14 20:57	
Toluene-d8 (S)	%	100	80-120	08/04/14 20:57	

Results presented on this page are in the units indicated by the "Units" column except where an alternate unit is presented to the right of the result.

This report shall not be reproduced, except in full,
without the written consent of Pace Analytical Services, Inc..

Pace Analytical Services, Inc.
9608 Loiret Blvd.
Lenexa, KS 66219
(913)599-5665

QUALITY CONTROL DATA

Project: FORT SMITH, AR
Pace Project No.: 60174634

LABORATORY CONTROL SAMPLE: 1420081

Parameter	Units	Spike Conc.	LCS Result	LCS % Rec	% Rec Limits	Qualifiers
1,1,1-Trichloroethane	ug/L	20	19.9	100	80-121	
1,1,2,2-Tetrachloroethane	ug/L	20	19.5	98	73-124	
1,1,2-Trichloroethane	ug/L	20	20.3	102	80-120	
1,1-Dichloroethane	ug/L	20	19.3	97	77-120	
1,1-Dichloroethene	ug/L	20	19.5	98	78-126	
1,2-Dichloroethane	ug/L	20	19.7	98	77-123	
1,2-Dichloropropane	ug/L	20	20.4	102	80-121	
2-Butanone (MEK)	ug/L	100	98.8	99	52-145	
2-Hexanone	ug/L	100	99.7	100	57-139	
4-Methyl-2-pentanone (MIBK)	ug/L	100	103	103	71-131	
Acetone	ug/L	100	93.8	94	32-155	
Benzene	ug/L	20	20.2	101	80-120	
Bromodichloromethane	ug/L	20	20.3	101	80-120	
Bromoform	ug/L	20	20.7	104	73-124	
Bromomethane	ug/L	20	17.2	86	31-144	
Carbon disulfide	ug/L	20	20.7	104	65-125	
Carbon tetrachloride	ug/L	20	19.7	99	78-128	
Chlorobenzene	ug/L	20	21.6	108	80-120	
Chloroethane	ug/L	20	17.9	90	55-137	
Chloroform	ug/L	20	20.4	102	79-120	
Chloromethane	ug/L	20	19.8	99	22-138	
cis-1,2-Dichloroethene	ug/L	20	20.7	104	80-120	
cis-1,3-Dichloropropene	ug/L	20	20.0	100	80-120	
Dibromochloromethane	ug/L	20	20.4	102	80-120	
Ethylbenzene	ug/L	20	21.3	106	80-121	
Methylene chloride	ug/L	20	20.1	100	73-126	
Styrene	ug/L	20	21.9	110	80-120	
Tetrachloroethene	ug/L	20	20.8	104	80-121	
Toluene	ug/L	20	20.8	104	80-122	
trans-1,2-Dichloroethene	ug/L	20	20.4	102	79-121	
trans-1,3-Dichloropropene	ug/L	20	20.1	101	80-127	
Trichloroethene	ug/L	20	20.5	102	80-120	
Vinyl chloride	ug/L	20	18.0	90	59-120	
Xylene (Total)	ug/L	60	64.5	108	80-121	
1,2-Dichloroethane-d4 (S)	%			95	80-120	
4-Bromofluorobenzene (S)	%			100	80-120	
Toluene-d8 (S)	%			101	80-120	

MATRIX SPIKE & MATRIX SPIKE DUPLICATE: 1420082 1420083

Parameter	Units	60174634019 Result	MS Spike Conc.	MSD Spike Conc.	MS Result	MSD Result	MS % Rec	MSD % Rec	% Rec Limits	RPD	Max RPD	Qual
1,1,1-Trichloroethane	ug/L	ND	20	20	20.5	20.2	102	101	71-136	2	20	
1,1,2,2-Tetrachloroethane	ug/L	ND	20	20	17.4	18.9	87	95	61-127	8	21	
1,1,2-Trichloroethane	ug/L	ND	20	20	19.8	19.5	99	97	63-123	2	22	

Results presented on this page are in the units indicated by the "Units" column except where an alternate unit is presented to the right of the result.

REPORT OF LABORATORY ANALYSIS

This report shall not be reproduced, except in full,
without the written consent of Pace Analytical Services, Inc..

Pace Analytical Services, Inc.
9608 Loiret Blvd.
Lenexa, KS 66219
(913)599-5665

QUALITY CONTROL DATA

Project: FORT SMITH, AR
Pace Project No.: 60174634

MATRIX SPIKE & MATRIX SPIKE DUPLICATE: 1420082 1420083

Parameter	Units	60174634019 Result	MS Spike Conc.	MSD Spike Conc.	MS Result	MSD Result	MS % Rec	MSD % Rec	% Rec Limits	RPD	Max RPD	Qual
1,1-Dichloroethane	ug/L	ND	20	20	19.4	20.2	97	101	62-128	4	25	
1,1-Dichloroethene	ug/L	ND	20	20	20.1	20.6	100	103	60-144	2	28	
1,2-Dichloroethane	ug/L	ND	20	20	18.8	18.7	94	93	49-148	1	35	
1,2-Dichloropropane	ug/L	ND	20	20	19.5	20.3	97	102	66-130	4	22	
2-Butanone (MEK)	ug/L	ND	100	100	88.0	90.0	88	90	36-145	2	23	
2-Hexanone	ug/L	ND	100	100	86.9	91.0	87	91	42-140	5	24	
4-Methyl-2-pentanone (MIBK)	ug/L	ND	100	100	90.2	93.8	90	94	52-137	4	24	
Acetone	ug/L	ND	100	100	75.9	84.1	76	84	24-151	10	23	
Benzene	ug/L	ND	20	20	19.9	20.4	100	102	37-157	2	32	
Bromodichloromethane	ug/L	ND	20	20	19.4	20.0	97	100	67-125	3	21	
Bromoform	ug/L	ND	20	20	18.1	18.1	90	90	55-124	0	23	
Bromomethane	ug/L	ND	20	20	13.0	17.4	65	87	25-138	29	42	
Carbon disulfide	ug/L	ND	20	20	21.4	22.2	107	111	57-133	4	23	
Carbon tetrachloride	ug/L	ND	20	20	20.6	20.3	103	101	68-142	1	21	
Chlorobenzene	ug/L	ND	20	20	20.4	20.5	102	102	66-133	0	20	
Chloroethane	ug/L	ND	20	20	18.5	19.6	92	98	46-147	6	28	
Chloroform	ug/L	ND	20	20	19.1	20.2	96	101	66-127	6	20	
Chloromethane	ug/L	ND	20	20	18.5	20.8	92	104	19-136	12	36	
cis-1,2-Dichloroethene	ug/L	ND	20	20	20.6	21.2	103	106	55-140	3	23	
cis-1,3-Dichloropropene	ug/L	ND	20	20	18.0	18.5	90	93	62-122	3	22	
Dibromochloromethane	ug/L	ND	20	20	19.3	19.2	96	96	62-130	0	22	
Ethylbenzene	ug/L	ND	20	20	20.6	20.9	103	105	31-160	2	32	
Methylene chloride	ug/L	ND	20	20	18.5	19.4	93	97	55-132	4	23	
Styrene	ug/L	ND	20	20	20.2	20.8	101	104	55-134	3	25	
Tetrachloroethene	ug/L	ND	20	20	21.5	21.1	107	105	69-133	2	20	
Toluene	ug/L	ND	20	20	20.7	20.2	103	101	35-157	2	37	
trans-1,2-Dichloroethene	ug/L	ND	20	20	20.3	20.5	101	102	66-131	1	23	
trans-1,3-Dichloropropene	ug/L	ND	20	20	18.5	18.3	92	92	62-131	1	23	
Trichloroethene	ug/L	ND	20	20	20.6	20.3	95	94	61-135	2	21	
Vinyl chloride	ug/L	ND	20	20	18.2	18.6	91	93	44-128	2	22	
Xylene (Total)	ug/L	ND	60	60	61.2	62.3	102	104	34-156	2	37	
1,2-Dichloroethane-d4 (S)	%						97	100	80-120			
4-Bromofluorobenzene (S)	%						100	103	80-120			
Toluene-d8 (S)	%						104	99	80-120			
Preservation pH		1.0			1.0	1.0				0		

Results presented on this page are in the units indicated by the "Units" column except where an alternate unit is presented to the right of the result.

This report shall not be reproduced, except in full,
without the written consent of Pace Analytical Services, Inc..

Pace Analytical Services, Inc.
9608 Loiret Blvd.
Lenexa, KS 66219
(913)599-5665

QUALITY CONTROL DATA

Project: FORT SMITH, AR
Pace Project No.: 60174634

QC Batch: MSV/63363 Analysis Method: EPA 5030B/8260
QC Batch Method: EPA 5030B/8260 Analysis Description: 8260 MSV Water 10 mL Purge
Associated Lab Samples: 60174634003, 60174634005, 60174634011, 60174634015, 60174634016, 60174634017, 60174634018, 60174634019

METHOD BLANK: 1420450 Matrix: Water
Associated Lab Samples: 60174634003, 60174634005, 60174634011, 60174634015, 60174634016, 60174634017, 60174634018, 60174634019

Parameter	Units	Blank Result	Reporting Limit	Analyzed	Qualifiers
1,1,1-Trichloroethane	ug/L	ND	5.0	08/05/14 09:38	
1,1,2,2-Tetrachloroethane	ug/L	ND	1.0	08/05/14 09:38	
1,1,2-Trichloroethane	ug/L	ND	5.0	08/05/14 09:38	
1,1-Dichloroethane	ug/L	ND	2.4	08/05/14 09:38	
1,1-Dichloroethene	ug/L	ND	5.0	08/05/14 09:38	
1,2-Dichloroethane	ug/L	ND	5.0	08/05/14 09:38	
1,2-Dichloropropane	ug/L	ND	5.0	08/05/14 09:38	
2-Butanone (MEK)	ug/L	ND	10.0	08/05/14 09:38	
2-Hexanone	ug/L	ND	10.0	08/05/14 09:38	
4-Methyl-2-pentanone (MIBK)	ug/L	ND	10.0	08/05/14 09:38	
Acetone	ug/L	ND	10.0	08/05/14 09:38	
Benzene	ug/L	ND	5.0	08/05/14 09:38	
Bromodichloromethane	ug/L	ND	5.0	08/05/14 09:38	
Bromoform	ug/L	ND	5.0	08/05/14 09:38	
Bromomethane	ug/L	ND	7.0	08/05/14 09:38	
Carbon disulfide	ug/L	ND	10.0	08/05/14 09:38	
Carbon tetrachloride	ug/L	ND	5.0	08/05/14 09:38	
Chlorobenzene	ug/L	ND	5.0	08/05/14 09:38	
Chloroethane	ug/L	ND	10.0	08/05/14 09:38	
Chloroform	ug/L	ND	5.0	08/05/14 09:38	
Chloromethane	ug/L	ND	10.0	08/05/14 09:38	
cis-1,2-Dichloroethene	ug/L	ND	5.0	08/05/14 09:38	
cis-1,3-Dichloropropene	ug/L	ND	1.0	08/05/14 09:38	
Dibromochloromethane	ug/L	ND	5.0	08/05/14 09:38	
Ethylbenzene	ug/L	ND	5.0	08/05/14 09:38	
Methylene chloride	ug/L	ND	5.0	08/05/14 09:38	
Styrene	ug/L	ND	5.0	08/05/14 09:38	
Tetrachloroethene	ug/L	ND	5.0	08/05/14 09:38	
Toluene	ug/L	ND	5.0	08/05/14 09:38	
trans-1,2-Dichloroethene	ug/L	ND	5.0	08/05/14 09:38	
trans-1,3-Dichloropropene	ug/L	ND	1.0	08/05/14 09:38	
Trichloroethene	ug/L	ND	5.0	08/05/14 09:38	
Vinyl chloride	ug/L	ND	2.0	08/05/14 09:38	
Xylene (Total)	ug/L	ND	5.0	08/05/14 09:38	
1,2-Dichloroethane-d4 (S)	%	95	80-120	08/05/14 09:38	
4-Bromofluorobenzene (S)	%	94	80-120	08/05/14 09:38	
Toluene-d8 (S)	%	100	80-120	08/05/14 09:38	

Results presented on this page are in the units indicated by the "Units" column except where an alternate unit is presented to the right of the result.

This report shall not be reproduced, except in full,
without the written consent of Pace Analytical Services, Inc..

Pace Analytical Services, Inc.
9608 Loiret Blvd.
Lenexa, KS 66219
(913)599-5665

QUALITY CONTROL DATA

Project: FORT SMITH, AR
Pace Project No.: 60174634

LABORATORY CONTROL SAMPLE: 1420451

Parameter	Units	Spike Conc.	LCS Result	LCS % Rec	% Rec Limits	Qualifiers
1,1,1-Trichloroethane	ug/L	20	20.0	100	80-121	
1,1,2,2-Tetrachloroethane	ug/L	20	21.1	105	73-124	
1,1,2-Trichloroethane	ug/L	20	21.9	109	80-120	
1,1-Dichloroethane	ug/L	20	20.2	101	77-120	
1,1-Dichloroethene	ug/L	20	19.8	99	78-126	
1,2-Dichloroethane	ug/L	20	20.0	100	77-123	
1,2-Dichloropropane	ug/L	20	20.9	105	80-121	
2-Butanone (MEK)	ug/L	100	104	104	52-145	
2-Hexanone	ug/L	100	102	102	57-139	
4-Methyl-2-pentanone (MIBK)	ug/L	100	103	103	71-131	
Acetone	ug/L	100	86.5	87	32-155	
Benzene	ug/L	20	20.5	102	80-120	
Bromodichloromethane	ug/L	20	21.1	106	80-120	
Bromoform	ug/L	20	20.5	103	73-124	
Bromomethane	ug/L	20	15.1	75	31-144	
Carbon disulfide	ug/L	20	20.3	102	65-125	
Carbon tetrachloride	ug/L	20	20.5	102	78-128	
Chlorobenzene	ug/L	20	21.9	110	80-120	
Chloroethane	ug/L	20	16.6	83	55-137	
Chloroform	ug/L	20	20.5	103	79-120	
Chloromethane	ug/L	20	14.8	74	22-138	
cis-1,2-Dichloroethene	ug/L	20	21.1	106	80-120	
cis-1,3-Dichloropropene	ug/L	20	20.4	102	80-120	
Dibromochloromethane	ug/L	20	21.5	108	80-120	
Ethylbenzene	ug/L	20	22.0	110	80-121	
Methylene chloride	ug/L	20	19.3	96	73-126	
Styrene	ug/L	20	21.7	109	80-120	
Tetrachloroethene	ug/L	20	22.3	111	80-121	
Toluene	ug/L	20	20.9	104	80-122	
trans-1,2-Dichloroethene	ug/L	20	20.6	103	79-121	
trans-1,3-Dichloropropene	ug/L	20	20.8	104	80-127	
Trichloroethene	ug/L	20	20.9	104	80-120	
Vinyl chloride	ug/L	20	16.2	81	59-120	
Xylene (Total)	ug/L	60	65.0	108	80-121	
1,2-Dichloroethane-d4 (S)	%			100	80-120	
4-Bromofluorobenzene (S)	%			101	80-120	
Toluene-d8 (S)	%			99	80-120	

Results presented on this page are in the units indicated by the "Units" column except where an alternate unit is presented to the right of the result.

This report shall not be reproduced, except in full,
without the written consent of Pace Analytical Services, Inc..

Pace Analytical Services, Inc.
9608 Loiret Blvd.
Lenexa, KS 66219
(913)599-5665

QUALITY CONTROL DATA

Project: FORT SMITH, AR
Pace Project No.: 60174634

QC Batch: MSV/63346 | Analysis Method: EPA 5030B/8260
QC Batch Method: EPA 5030B/8260 | Analysis Description: 8260 MSV Water 7 day
Associated Lab Samples: 60174634012, 60174634013, 60174634014

METHOD BLANK: 1420038 | Matrix: Water
Associated Lab Samples: 60174634012, 60174634013, 60174634014

Parameter	Units	Blank Result	Reporting Limit	Analyzed	Qualifiers
1,1,1-Trichloroethane	ug/L	ND	5.0	08/04/14 11:35	
1,1,2,2-Tetrachloroethane	ug/L	ND	1.0	08/04/14 11:35	
1,1,2-Trichloroethane	ug/L	ND	5.0	08/04/14 11:35	
1,1-Dichloroethane	ug/L	ND	2.4	08/04/14 11:35	
1,1-Dichloroethene	ug/L	ND	5.0	08/04/14 11:35	
1,2-Dichloroethane	ug/L	ND	5.0	08/04/14 11:35	
1,2-Dichloropropane	ug/L	ND	5.0	08/04/14 11:35	
2-Butanone (MEK)	ug/L	ND	10.0	08/04/14 11:35	
2-Hexanone	ug/L	ND	10.0	08/04/14 11:35	
4-Methyl-2-pentanone (MIBK)	ug/L	ND	10.0	08/04/14 11:35	
Acetone	ug/L	ND	10.0	08/04/14 11:35	
Benzene	ug/L	ND	5.0	08/04/14 11:35	
Bromodichloromethane	ug/L	ND	5.0	08/04/14 11:35	
Bromoform	ug/L	ND	5.0	08/04/14 11:35	
Bromomethane	ug/L	ND	7.0	08/04/14 11:35	
Carbon disulfide	ug/L	ND	10.0	08/04/14 11:35	
Carbon tetrachloride	ug/L	ND	5.0	08/04/14 11:35	
Chlorobenzene	ug/L	ND	5.0	08/04/14 11:35	
Chloroethane	ug/L	ND	10.0	08/04/14 11:35	
Chloroform	ug/L	ND	5.0	08/04/14 11:35	
Chloromethane	ug/L	ND	10.0	08/04/14 11:35	
cis-1,2-Dichloroethene	ug/L	ND	5.0	08/04/14 11:35	
cis-1,3-Dichloropropene	ug/L	ND	1.0	08/04/14 11:35	
Dibromochloromethane	ug/L	ND	5.0	08/04/14 11:35	
Ethylbenzene	ug/L	ND	5.0	08/04/14 11:35	
Methylene chloride	ug/L	ND	5.0	08/04/14 11:35	
Styrene	ug/L	ND	5.0	08/04/14 11:35	
Tetrachloroethene	ug/L	ND	5.0	08/04/14 11:35	
Toluene	ug/L	ND	5.0	08/04/14 11:35	
trans-1,2-Dichloroethene	ug/L	ND	5.0	08/04/14 11:35	
trans-1,3-Dichloropropene	ug/L	ND	1.0	08/04/14 11:35	
Trichloroethene	ug/L	ND	5.0	08/04/14 11:35	
Vinyl chloride	ug/L	ND	2.0	08/04/14 11:35	
Xylene (Total)	ug/L	ND	5.0	08/04/14 11:35	
1,2-Dichloroethane-d4 (S)	%	95	80-120	08/04/14 11:35	
4-Bromofluorobenzene (S)	%	99	80-120	08/04/14 11:35	
Toluene-d8 (S)	%	97	80-120	08/04/14 11:35	

Results presented on this page are in the units indicated by the "Units" column except where an alternate unit is presented to the right of the result.

This report shall not be reproduced, except in full,
without the written consent of Pace Analytical Services, Inc..

Pace Analytical Services, Inc.
9608 Loiret Blvd.
Lenexa, KS 66219
(913)599-5665

QUALITY CONTROL DATA

Project: FORT SMITH, AR
Pace Project No.: 60174634

LABORATORY CONTROL SAMPLE: 1420039

Parameter	Units	Spike Conc.	LCS Result	LCS % Rec	% Rec Limits	Qualifiers
1,1,1-Trichloroethane	ug/L	20	19.8	99	80-121	
1,1,2,2-Tetrachloroethane	ug/L	20	20.1	100	73-124	
1,1,2-Trichloroethane	ug/L	20	19.5	97	80-120	
1,1-Dichloroethane	ug/L	20	20.0	100	77-120	
1,1-Dichloroethene	ug/L	20	19.8	99	78-126	
1,2-Dichloroethane	ug/L	20	19.5	97	77-123	
1,2-Dichloropropane	ug/L	20	19.8	99	80-121	
2-Butanone (MEK)	ug/L	100	94.3	94	52-145	
2-Hexanone	ug/L	100	93.9	94	57-139	
4-Methyl-2-pentanone (MIBK)	ug/L	100	95.9	96	71-131	
Acetone	ug/L	100	91.4	91	32-155	
Benzene	ug/L	20	19.9	99	80-120	
Bromodichloromethane	ug/L	20	19.8	99	80-120	
Bromoform	ug/L	20	19.6	98	73-124	
Bromomethane	ug/L	20	18.4	92	31-144	
Carbon disulfide	ug/L	20	22.1	111	65-125	
Carbon tetrachloride	ug/L	20	19.7	99	78-128	
Chlorobenzene	ug/L	20	20.1	101	80-120	
Chloroethane	ug/L	20	19.7	99	55-137	
Chloroform	ug/L	20	19.6	98	79-120	
Chloromethane	ug/L	20	23.4	117	22-138	
cis-1,2-Dichloroethene	ug/L	20	20.7	103	80-120	
cis-1,3-Dichloropropene	ug/L	20	19.4	97	80-120	
Dibromochloromethane	ug/L	20	19.4	97	80-120	
Ethylbenzene	ug/L	20	19.8	99	80-121	
Methylene chloride	ug/L	20	19.0	95	73-126	
Styrene	ug/L	20	20.6	103	80-120	
Tetrachloroethene	ug/L	20	19.8	99	80-121	
Toluene	ug/L	20	19.7	99	80-122	
trans-1,2-Dichloroethene	ug/L	20	20.5	103	79-121	
trans-1,3-Dichloropropene	ug/L	20	19.3	97	80-127	
Trichloroethene	ug/L	20	19.4	97	80-120	
Vinyl chloride	ug/L	20	21.2	106	59-120	
Xylene (Total)	ug/L	60	59.8	100	80-121	
1,2-Dichloroethane-d4 (S)	%			96	80-120	
4-Bromofluorobenzene (S)	%			102	80-120	
Toluene-d8 (S)	%			99	80-120	

Results presented on this page are in the units indicated by the "Units" column except where an alternate unit is presented to the right of the result.

This report shall not be reproduced, except in full,
without the written consent of Pace Analytical Services, Inc..

Pace Analytical Services, Inc.
9608 Loiret Blvd.
Lenexa, KS 66219
(913)599-5665

QUALITY CONTROL DATA

Project: FORT SMITH, AR
Pace Project No.: 60174634

QC Batch: MSV/63362
QC Batch Method: EPA 5030B/8260
Analysis Method: EPA 5030B/8260
Analysis Description: 8260 MSV Water 7 day
Associated Lab Samples: 60174634013

METHOD BLANK: 1420448
Matrix: Water
Associated Lab Samples: 60174634013

Parameter	Units	Blank Result	Reporting Limit	Analyzed	Qualifiers
1,1,1-Trichloroethane	ug/L	ND	5.0	08/05/14 09:38	
1,1,2,2-Tetrachloroethane	ug/L	ND	1.0	08/05/14 09:38	
1,1,2-Trichloroethane	ug/L	ND	5.0	08/05/14 09:38	
1,1-Dichloroethane	ug/L	ND	2.4	08/05/14 09:38	
1,1-Dichloroethene	ug/L	ND	5.0	08/05/14 09:38	
1,2-Dichloroethane	ug/L	ND	5.0	08/05/14 09:38	
1,2-Dichloropropane	ug/L	ND	5.0	08/05/14 09:38	
2-Butanone (MEK)	ug/L	ND	10.0	08/05/14 09:38	
2-Hexanone	ug/L	ND	10.0	08/05/14 09:38	
4-Methyl-2-pentanone (MIBK)	ug/L	ND	10.0	08/05/14 09:38	
Acetone	ug/L	ND	10.0	08/05/14 09:38	
Benzene	ug/L	ND	5.0	08/05/14 09:38	
Bromodichloromethane	ug/L	ND	5.0	08/05/14 09:38	
Bromoform	ug/L	ND	5.0	08/05/14 09:38	
Bromomethane	ug/L	ND	7.0	08/05/14 09:38	
Carbon disulfide	ug/L	ND	10.0	08/05/14 09:38	
Carbon tetrachloride	ug/L	ND	5.0	08/05/14 09:38	
Chlorobenzene	ug/L	ND	5.0	08/05/14 09:38	
Chloroethane	ug/L	ND	10.0	08/05/14 09:38	
Chloroform	ug/L	ND	5.0	08/05/14 09:38	
Chloromethane	ug/L	ND	10.0	08/05/14 09:38	
cis-1,2-Dichloroethene	ug/L	ND	5.0	08/05/14 09:38	
cis-1,3-Dichloropropene	ug/L	ND	1.0	08/05/14 09:38	
Dibromochloromethane	ug/L	ND	5.0	08/05/14 09:38	
Ethylbenzene	ug/L	ND	5.0	08/05/14 09:38	
Methylene chloride	ug/L	ND	5.0	08/05/14 09:38	
Styrene	ug/L	ND	5.0	08/05/14 09:38	
Tetrachloroethene	ug/L	ND	5.0	08/05/14 09:38	
Toluene	ug/L	ND	5.0	08/05/14 09:38	
trans-1,2-Dichloroethene	ug/L	ND	5.0	08/05/14 09:38	
trans-1,3-Dichloropropene	ug/L	ND	1.0	08/05/14 09:38	
Vinyl chloride	ug/L	ND	2.0	08/05/14 09:38	
Xylene (Total)	ug/L	ND	5.0	08/05/14 09:38	
1,2-Dichloroethane-d4 (S)	%	95	80-120	08/05/14 09:38	
4-Bromofluorobenzene (S)	%	94	80-120	08/05/14 09:38	
Toluene-d8 (S)	%	100	80-120	08/05/14 09:38	

Results presented on this page are in the units indicated by the "Units" column except where an alternate unit is presented to the right of the result.

This report shall not be reproduced, except in full,
without the written consent of Pace Analytical Services, Inc..

Pace Analytical Services, Inc.
9608 Loiret Blvd.
Lenexa, KS 66219
(913)599-5665

QUALITY CONTROL DATA

Project: FORT SMITH, AR
Pace Project No.: 60174634

LABORATORY CONTROL SAMPLE: 1420449

Parameter	Units	Spike Conc.	LCS Result	LCS % Rec	% Rec Limits	Qualifiers
1,1,1-Trichloroethane	ug/L	20	20.0	100	80-121	
1,1,2,2-Tetrachloroethane	ug/L	20	21.1	105	73-124	
1,1,2-Trichloroethane	ug/L	20	21.9	109	80-120	
1,1-Dichloroethane	ug/L	20	20.2	101	77-120	
1,1-Dichloroethene	ug/L	20	19.8	99	78-126	
1,2-Dichloroethane	ug/L	20	20.0	100	77-123	
1,2-Dichloropropane	ug/L	20	20.9	105	80-121	
2-Butanone (MEK)	ug/L	100	104	104	52-145	
2-Hexanone	ug/L	100	102	102	57-139	
4-Methyl-2-pentanone (MIBK)	ug/L	100	103	103	71-131	
Acetone	ug/L	100	86.5	87	32-155	
Benzene	ug/L	20	20.5	102	80-120	
Bromodichloromethane	ug/L	20	21.1	106	80-120	
Bromoform	ug/L	20	20.5	103	73-124	
Bromomethane	ug/L	20	15.1	75	31-144	
Carbon disulfide	ug/L	20	20.3	102	65-125	
Carbon tetrachloride	ug/L	20	20.5	102	78-128	
Chlorobenzene	ug/L	20	21.9	110	80-120	
Chloroethane	ug/L	20	16.6	83	55-137	
Chloroform	ug/L	20	20.5	103	79-120	
Chloromethane	ug/L	20	14.8	74	22-138	
cis-1,2-Dichloroethene	ug/L	20	21.1	106	80-120	
cis-1,3-Dichloropropene	ug/L	20	20.4	102	80-120	
Dibromochloromethane	ug/L	20	21.5	108	80-120	
Ethylbenzene	ug/L	20	22.0	110	80-121	
Methylene chloride	ug/L	20	19.3	96	73-126	
Styrene	ug/L	20	21.7	109	80-120	
Tetrachloroethene	ug/L	20	22.3	111	80-121	
Toluene	ug/L	20	20.9	104	80-122	
trans-1,2-Dichloroethene	ug/L	20	20.6	103	79-121	
trans-1,3-Dichloropropene	ug/L	20	20.8	104	80-127	
Vinyl chloride	ug/L	20	16.2	81	59-120	
Xylene (Total)	ug/L	60	65.0	108	80-121	
1,2-Dichloroethane-d4 (S)	%			100	80-120	
4-Bromofluorobenzene (S)	%			101	80-120	
Toluene-d8 (S)	%			99	80-120	

Results presented on this page are in the units indicated by the "Units" column except where an alternate unit is presented to the right of the result.

This report shall not be reproduced, except in full,
without the written consent of Pace Analytical Services, Inc..

Pace Analytical Services, Inc.
9608 Loiret Blvd.
Lenexa, KS 66219
(913)599-5665

QUALITY CONTROL DATA

Project: FORT SMITH, AR
Pace Project No.: 60174634

QC Batch: WET/49466 — Analysis Method: SM 2320B
QC Batch Method: SM 2320B — Analysis Description: 2320B Alkalinity
Associated Lab Samples: 60174634001, 60174634002, 60174634003, 60174634004, 60174634005, 60174634006, 60174634007, 60174634008, 60174634009, 60174634010, 60174634011, 60174634012, 60174634013, 60174634014, 60174634015, 60174634016, 60174634017, 60174634018

METHOD BLANK: 1422088 — Matrix: Water
Associated Lab Samples: 60174634001, 60174634002, 60174634003, 60174634004, 60174634005, 60174634006, 60174634007, 60174634008, 60174634009, 60174634010, 60174634011, 60174634012, 60174634013, 60174634014, 60174634015, 60174634016, 60174634017, 60174634018

Parameter	Units	Blank Result	Reporting Limit	Analyzed	Qualifiers
Alkalinity, Carbonate (CaCO3)	mg/L	ND	20.0	08/08/14 08:41	
Alkalinity, Total as CaCO3	mg/L	ND	20.0	08/08/14 08:41	
Alkalinity,Bicarbonate (CaCO3)	mg/L	ND	20.0	08/08/14 08:41	

LABORATORY CONTROL SAMPLE: 1422089

Parameter	Units	Spike Conc.	LCS Result	LCS % Rec	% Rec Limits	Qualifiers
Alkalinity, Total as CaCO3	mg/L	500	502	100	90-110	

SAMPLE DUPLICATE: 1422090

Parameter	Units	60174634001 Result	Dup Result	RPD	Max RPD	Qualifiers
Alkalinity, Carbonate (CaCO3)	mg/L	ND	ND		10	
Alkalinity, Total as CaCO3	mg/L	13.6J	13.6J		10	
Alkalinity,Bicarbonate (CaCO3)	mg/L	13.6J	13.6J		10	

SAMPLE DUPLICATE: 1422337

Parameter	Units	60174634003 Result	Dup Result	RPD	Max RPD	Qualifiers
Alkalinity, Carbonate (CaCO3)	mg/L	ND	ND		10	
Alkalinity, Total as CaCO3	mg/L	23.4	24.2	3	10	
Alkalinity,Bicarbonate (CaCO3)	mg/L	23.4	24.2	3	10	

Results presented on this page are in the units indicated by the "Units" column except where an alternate unit is presented to the right of the result.

This report shall not be reproduced, except in full,
without the written consent of Pace Analytical Services, Inc..

Pace Analytical Services, Inc.
9608 Loiret Blvd.
Lenexa, KS 66219
(913)599-5665

QUALITY CONTROL DATA

Project: FORT SMITH, AR
Pace Project No.: 60174634

QC Batch: WET/49488
QC Batch Method: SM 2320B
Analysis Method: SM 2320B
Analysis Description: 2320B Alkalinity
Associated Lab Samples: 60174634019

METHOD BLANK: 1422882
Matrix: Water
Associated Lab Samples: 60174634019

Parameter	Units	Blank Result	Reporting Limit	Analyzed	Qualifiers
Alkalinity, Carbonate (CaCO3)	mg/L	ND	20.0	08/11/14 14:16	
Alkalinity, Total as CaCO3	mg/L	ND	20.0	08/11/14 14:16	
Alkalinity,Bicarbonate (CaCO3)	mg/L	ND	20.0	08/11/14 14:16	

LABORATORY CONTROL SAMPLE: 1422883

Parameter	Units	Spike Conc.	LCS Result	LCS % Rec	% Rec Limits	Qualifiers
Alkalinity, Total as CaCO3	mg/L	500	496	99	90-110	

SAMPLE DUPLICATE: 1422884

Parameter	Units	60174634019 Result	Dup Result	RPD	Max RPD	Qualifiers
Alkalinity, Carbonate (CaCO3)	mg/L	ND	ND		10	
Alkalinity, Total as CaCO3	mg/L	14.0J	21.1		10	
Alkalinity,Bicarbonate (CaCO3)	mg/L	14.0J	21.1		10	

SAMPLE DUPLICATE: 1422885

Parameter	Units	60174754029 Result	Dup Result	RPD	Max RPD	Qualifiers
Alkalinity, Carbonate (CaCO3)	mg/L	ND	ND		10	
Alkalinity, Total as CaCO3	mg/L	97.1	97.4	0	10	
Alkalinity,Bicarbonate (CaCO3)	mg/L	97.1	97.4	0	10	

Results presented on this page are in the units indicated by the "Units" column except where an alternate unit is presented to the right of the result.

This report shall not be reproduced, except in full,
without the written consent of Pace Analytical Services, Inc..

Pace Analytical Services, Inc.
9608 Loiret Blvd.
Lenexa, KS 66219
(913)599-5665

QUALITY CONTROL DATA

Project: FORT SMITH, AR
Pace Project No.: 60174634

QC Batch: WET/49400 | Analysis Method: SM 4500-S-2 D
QC Batch Method: SM 4500-S-2 D | Analysis Description: 4500S2D Sulfide, Total
Associated Lab Samples: 60174634001, 60174634002, 60174634003, 60174634004, 60174634005, 60174634006, 60174634007, 60174634008, 60174634009, 60174634010, 60174634011, 60174634012, 60174634013, 60174634014, 60174634015, 60174634016, 60174634017, 60174634018, 60174634019

METHOD BLANK: 1420237 | Matrix: Water
Associated Lab Samples: 60174634001, 60174634002, 60174634003, 60174634004, 60174634005, 60174634006, 60174634007, 60174634008, 60174634009, 60174634010, 60174634011, 60174634012, 60174634013, 60174634014, 60174634015, 60174634016, 60174634017, 60174634018, 60174634019

Parameter	Units	Blank Result	Reporting Limit	Analyzed	Qualifiers
Sulfide, Total	mg/L	ND	0.050	08/04/14 14:41	

LABORATORY CONTROL SAMPLE: 1420238

Parameter	Units	Spike Conc.	LCS Result	LCS % Rec	% Rec Limits	Qualifiers
Sulfide, Total	mg/L	.5	0.48	95	80-120	

MATRIX SPIKE SAMPLE: 1420241

Parameter	Units	60174634019 Result	Spike Conc.	MS Result	MS % Rec	% Rec Limits	Qualifiers
Sulfide, Total	mg/L	ND	.5	0.26	51	75-125	M1

SAMPLE DUPLICATE: 1420240

Parameter	Units	60174634002 Result	Dup Result	RPD	Max RPD	Qualifiers
Sulfide, Total	mg/L	ND	ND		20	

Results presented on this page are in the units indicated by the "Units" column except where an alternate unit is presented to the right of the result.

This report shall not be reproduced, except in full,
without the written consent of Pace Analytical Services, Inc..

Pace Analytical Services, Inc.
9608 Loiret Blvd.
Lenexa, KS 66219
(913)599-5665

QUALITY CONTROL DATA

Project: FORT SMITH, AR
Pace Project No.: 60174634

QC Batch: WETA/30456 — Analysis Method: EPA 300.0
QC Batch Method: EPA 300.0 — Analysis Description: 300.0 IC Anions
Associated Lab Samples: 60174634001, 60174634002, 60174634003, 60174634004, 60174634005, 60174634006, 60174634007, 60174634008, 60174634009, 60174634010, 60174634011, 60174634012, 60174634013, 60174634014, 60174634015, 60174634016, 60174634017, 60174634018, 60174634019

METHOD BLANK: 1418591 — Matrix: Water
Associated Lab Samples: 60174634001, 60174634003, 60174634008, 60174634012, 60174634016

Parameter	Units	Blank Result	Reporting Limit	Analyzed	Qualifiers
Chloride	mg/L	0.79J	1.0	07/31/14 18:09	
Sulfate	mg/L	ND	1.0	07/31/14 18:09	

METHOD BLANK: 1419932 — Matrix: Water
Associated Lab Samples: 60174634001, 60174634002, 60174634003, 60174634004, 60174634005, 60174634006, 60174634007, 60174634008, 60174634009, 60174634010, 60174634011, 60174634012, 60174634013, 60174634014, 60174634015, 60174634016, 60174634017, 60174634018, 60174634019

Parameter	Units	Blank Result	Reporting Limit	Analyzed	Qualifiers
Chloride	mg/L	ND	1.0	08/01/14 14:08	
Sulfate	mg/L	ND	1.0	08/01/14 14:08	

LABORATORY CONTROL SAMPLE: 1418592

Parameter	Units	Spike Conc.	LCS Result	LCS % Rec	% Rec Limits	Qualifiers
Chloride	mg/L	5	4.8	96	90-110	
Sulfate	mg/L	5	4.9	98	90-110	

LABORATORY CONTROL SAMPLE: 1419933

Parameter	Units	Spike Conc.	LCS Result	LCS % Rec	% Rec Limits	Qualifiers
Chloride	mg/L	5	4.8	95	90-110	
Sulfate	mg/L	5	4.8	96	90-110	

MATRIX SPIKE & MATRIX SPIKE DUPLICATE: 1418593 1418594

Parameter	Units	60174634001 Result	MS Spike Conc.	MSD Spike Conc.	MS Result	MSD Result	MS % Rec	MSD % Rec	% Rec Limits	RPD	Max RPD	Qual
Chloride	mg/L	194	50	50	248	250	109	111	80-120	1	15	
Sulfate	mg/L	4.7	5	5	9.7	9.6	99	98	80-120	1	15	

Results presented on this page are in the units indicated by the "Units" column except where an alternate unit is presented to the right of the result.

This report shall not be reproduced, except in full,
without the written consent of Pace Analytical Services, Inc..

Pace Analytical Services, Inc.
9608 Loiret Blvd.
Lenexa, KS 66219
(913)599-5665

QUALITY CONTROL DATA

Project: FORT SMITH, AR
Pace Project No.: 60174634

MATRIX SPIKE SAMPLE: 1418595

Parameter	Units	60174634019 Result	Spike Conc.	MS Result	MS % Rec	% Rec Limits	Qualifiers
Chloride	mg/L	320	100	420	100	80-120	
Sulfate	mg/L	1.0J	5	5.7	95	80-120	

Results presented on this page are in the units indicated by the "Units" column except where an alternate unit is presented to the right of the result.

This report shall not be reproduced, except in full,
without the written consent of Pace Analytical Services, Inc..

Pace Analytical Services, Inc.
9608 Loiret Blvd.
Lenexa, KS 66219
(913)599-5665

QUALITY CONTROL DATA

Project: FORT SMITH, AR
Pace Project No.: 60174634

QC Batch: WETA/30448 — Analysis Method: EPA 350.1
QC Batch Method: EPA 350.1 — Analysis Description: 350.1 Ammonia
Associated Lab Samples: 60174634001, 60174634002, 60174634003, 60174634004, 60174634005, 60174634006, 60174634007, 60174634008, 60174634009, 60174634010, 60174634011, 60174634012, 60174634013, 60174634014, 60174634015, 60174634016

METHOD BLANK: 1418430 — Matrix: Water
Associated Lab Samples: 60174634001, 60174634002, 60174634003, 60174634004, 60174634005, 60174634006, 60174634007, 60174634008, 60174634009, 60174634010, 60174634011, 60174634012, 60174634013, 60174634014, 60174634015, 60174634016

Parameter	Units	Blank Result	Reporting Limit	Analyzed	Qualifiers
Nitrogen, Ammonia	mg/L	ND	0.10	07/31/14 09:27	

LABORATORY CONTROL SAMPLE: 1418431

Parameter	Units	Spike Conc.	LCS Result	LCS % Rec	% Rec Limits	Qualifiers
Nitrogen, Ammonia	mg/L	2	2.2	109	90-110	

MATRIX SPIKE SAMPLE: 1418432

Parameter	Units	60174576005 Result	Spike Conc.	MS Result	MS % Rec	% Rec Limits	Qualifiers
Nitrogen, Ammonia	mg/L	1.8	2	3.1	66	90-110	M1

MATRIX SPIKE SAMPLE: 1418433

Parameter	Units	60174593006 Result	Spike Conc.	MS Result	MS % Rec	% Rec Limits	Qualifiers
Nitrogen, Ammonia	mg/L	ND	2	2.4	119	90-110	M1

SAMPLE DUPLICATE: 1418434

Parameter	Units	60174618001 Result	Dup Result	RPD	Max RPD	Qualifiers
Nitrogen, Ammonia	mg/L	0.105	ND		18	

Results presented on this page are in the units indicated by the "Units" column except where an alternate unit is presented to the right of the result.

REPORT OF LABORATORY ANALYSIS

This report shall not be reproduced, except in full,
without the written consent of Pace Analytical Services, Inc..

Pace Analytical Services, Inc.
9608 Loiret Blvd.
Lenexa, KS 66219
(913)599-5665

QUALITY CONTROL DATA

Project: FORT SMITH, AR
Pace Project No.: 60174634

QC Batch: WETA/30449 | Analysis Method: EPA 350.1
QC Batch Method: EPA 350.1 | Analysis Description: 350.1 Ammonia
Associated Lab Samples: 60174634017, 60174634018, 60174634019

METHOD BLANK: 1418435 | Matrix: Water
Associated Lab Samples: 60174634017, 60174634018, 60174634019

Parameter	Units	Blank Result	Reporting Limit	Analyzed	Qualifiers
Nitrogen, Ammonia	mg/L	ND	0.10	07/31/14 10:00	

LABORATORY CONTROL SAMPLE: 1418436

Parameter	Units	Spike Conc.	LCS Result	LCS % Rec	% Rec Limits	Qualifiers
Nitrogen, Ammonia	mg/L	2	2.1	106	90-110	

MATRIX SPIKE SAMPLE: 1418437

Parameter	Units	60174634019 Result	Spike Conc.	MS Result	MS % Rec	% Rec Limits	Qualifiers
Nitrogen, Ammonia	mg/L	ND	2	1.2	59	90-110	M1

MATRIX SPIKE SAMPLE: 1418438

Parameter	Units	60174636008 Result	Spike Conc.	MS Result	MS % Rec	% Rec Limits	Qualifiers
Nitrogen, Ammonia	mg/L	ND	2	2.2	108	90-110	

SAMPLE DUPLICATE: 1418439

Parameter	Units	60174653001 Result	Dup Result	RPD	Max RPD	Qualifiers
Nitrogen, Ammonia	mg/L	ND	ND		18	

Results presented on this page are in the units indicated by the "Units" column except where an alternate unit is presented to the right of the result.

This report shall not be reproduced, except in full,
without the written consent of Pace Analytical Services, Inc..

Pace Analytical Services, Inc.
9608 Loiret Blvd.
Lenexa, KS 66219
(913)599-5665

QUALITY CONTROL DATA

Project: FORT SMITH, AR
Pace Project No.: 60174634

QC Batch: WETA/30437 | Analysis Method: EPA 353.2
QC Batch Method: EPA 353.2 | Analysis Description: 353.2 Nitrate + Nitrite, Unpres.
Associated Lab Samples: 60174634001, 60174634002, 60174634003, 60174634004, 60174634005, 60174634006, 60174634007, 60174634008, 60174634009, 60174634010, 60174634011, 60174634012, 60174634013, 60174634014, 60174634015, 60174634016

METHOD BLANK: 1418050 | Matrix: Water
Associated Lab Samples: 60174634001, 60174634002, 60174634003, 60174634004, 60174634005, 60174634006, 60174634007, 60174634008, 60174634009, 60174634010, 60174634011, 60174634012, 60174634013, 60174634014, 60174634015, 60174634016

Parameter	Units	Blank Result	Reporting Limit	Analyzed	Qualifiers
Nitrogen, Nitrate	mg/L	ND	0.10	07/30/14 15:28	
Nitrogen, Nitrite	mg/L	ND	0.10	07/30/14 15:28	
Nitrogen, NO2 plus NO3	mg/L	ND	0.10	07/30/14 15:28	

LABORATORY CONTROL SAMPLE: 1418051

Parameter	Units	Spike Conc.	LCS Result	LCS % Rec	% Rec Limits	Qualifiers
Nitrogen, Nitrate	mg/L	1.6	1.5	93	85-115	
Nitrogen, Nitrite	mg/L	.4	0.39	96	90-110	
Nitrogen, NO2 plus NO3	mg/L	2	1.9	94	90-110	

MATRIX SPIKE SAMPLE: 1418052

Parameter	Units	60174593003 Result	Spike Conc.	MS Result	MS % Rec	% Rec Limits	Qualifiers
Nitrogen, Nitrate	mg/L	18.2	8	23.3	64	85-115	M1
Nitrogen, Nitrite	mg/L	ND	2	2.2	109	90-110	
Nitrogen, NO2 plus NO3	mg/L	18.2	10	25.5	73	90-110	M1

MATRIX SPIKE SAMPLE: 1418053

Parameter	Units	60174634004 Result	Spike Conc.	MS Result	MS % Rec	% Rec Limits	Qualifiers
Nitrogen, Nitrate	mg/L	ND	1.6	1.6	99	85-115	
Nitrogen, Nitrite	mg/L	ND	.4	0.42	105	90-110	
Nitrogen, NO2 plus NO3	mg/L	ND	2	2.0	100	90-110	

SAMPLE DUPLICATE: 1418054

Parameter	Units	60174634011 Result	Dup Result	RPD	Max RPD	Qualifiers
Nitrogen, Nitrate	mg/L	ND	ND		20	
Nitrogen, Nitrite	mg/L	ND	ND		20	
Nitrogen, NO2 plus NO3	mg/L	ND	ND		20	

Results presented on this page are in the units indicated by the "Units" column except where an alternate unit is presented to the right of the result.

REPORT OF LABORATORY ANALYSIS

This report shall not be reproduced, except in full,
without the written consent of Pace Analytical Services, Inc..

Pace Analytical Services, Inc.
9608 Loiret Blvd.
Lenexa, KS 66219
(913)599-5665

QUALITY CONTROL DATA

Project: FORT SMITH, AR
Pace Project No.: 60174634

QC Batch: WETA/30438 | Analysis Method: EPA 353.2
QC Batch Method: EPA 353.2 | Analysis Description: 353.2 Nitrate + Nitrite, Unpres.
Associated Lab Samples: 60174634017, 60174634018, 60174634019

METHOD BLANK: 1418055 | Matrix: Water
Associated Lab Samples: 60174634017, 60174634018, 60174634019

Parameter	Units	Blank Result	Reporting Limit	Analyzed	Qualifiers
Nitrogen, Nitrate	mg/L	ND	0.10	07/30/14 15:55	
Nitrogen, Nitrite	mg/L	ND	0.10	07/30/14 15:55	
Nitrogen, NO2 plus NO3	mg/L	ND	0.10	07/30/14 15:55	

LABORATORY CONTROL SAMPLE: 1418056

Parameter	Units	Spike Conc.	LCS Result	LCS % Rec	% Rec Limits	Qualifiers
Nitrogen, Nitrate	mg/L	1.6	1.4	89	85-115	
Nitrogen, Nitrite	mg/L	.4	0.39	97	90-110	
Nitrogen, NO2 plus NO3	mg/L	2	1.8	91	90-110	

MATRIX SPIKE SAMPLE: 1418065

Parameter	Units	60174634019 Result	Spike Conc.	MS Result	MS % Rec	% Rec Limits	Qualifiers
Nitrogen, Nitrate	mg/L	ND	1.6	1.5	93	85-115	
Nitrogen, Nitrite	mg/L	ND	.4	0.42	105	90-110	
Nitrogen, NO2 plus NO3	mg/L	ND	2	1.9	95	90-110	

MATRIX SPIKE SAMPLE: 1418066

Parameter	Units	60174640001 Result	Spike Conc.	MS Result	MS % Rec	% Rec Limits	Qualifiers
Nitrogen, Nitrate	mg/L	19.2	8	23.5	53	85-115	M1
Nitrogen, Nitrite	mg/L	ND	2	2.5	116	90-110	M1
Nitrogen, NO2 plus NO3	mg/L	19.4	10	26.0	66	90-110	M1

SAMPLE DUPLICATE: 1418067

Parameter	Units	60174641001 Result	Dup Result	RPD	Max RPD	Qualifiers
Nitrogen, Nitrate	mg/L	31.4	30.6	2	20	
Nitrogen, Nitrite	mg/L	1.0	0.95J		20	
Nitrogen, NO2 plus NO3	mg/L	32.4	31.6	3	20	

Results presented on this page are in the units indicated by the "Units" column except where an alternate unit is presented to the right of the result.

This report shall not be reproduced, except in full,
without the written consent of Pace Analytical Services, Inc..

Pace Analytical Services, Inc.
9608 Loiret Blvd.
Lenexa, KS 66219
(913)599-5665

QUALITY CONTROL DATA

Project: FORT SMITH, AR
Pace Project No.: 60174634

QC Batch: WETA/30541 | Analysis Method: SM 5310C
QC Batch Method: SM 5310C | Analysis Description: 5310C Total Organic Carbon
Associated Lab Samples: 60174634001, 60174634002, 60174634003, 60174634004, 60174634005, 60174634006, 60174634007, 60174634008, 60174634009, 60174634010, 60174634011, 60174634012, 60174634013, 60174634014

METHOD BLANK: 1422317 | Matrix: Water
Associated Lab Samples: 60174634001, 60174634002, 60174634003, 60174634004, 60174634005, 60174634006, 60174634007, 60174634008, 60174634009, 60174634010, 60174634011, 60174634012, 60174634013, 60174634014

Parameter	Units	Blank Result	Reporting Limit	Analyzed	Qualifiers
Total Organic Carbon	mg/L	ND	1.0	08/10/14 17:46	

LABORATORY CONTROL SAMPLE: 1422318

Parameter	Units	Spike Conc.	LCS Result	LCS % Rec	% Rec Limits	Qualifiers
Total Organic Carbon	mg/L	5	4.4	88	80-120	

MATRIX SPIKE SAMPLE: 1422320

Parameter	Units	60174634003 Result	Spike Conc.	MS Result	MS % Rec	% Rec Limits	Qualifiers
Total Organic Carbon	mg/L	ND	5	3.7	69	80-120	M1

SAMPLE DUPLICATE: 1422319

Parameter	Units	60174546002 Result	Dup Result	RPD	Max RPD	Qualifiers
Total Organic Carbon	mg/L	0.55J	0.54J		25	

Results presented on this page are in the units indicated by the "Units" column except where an alternate unit is presented to the right of the result.

This report shall not be reproduced, except in full,
without the written consent of Pace Analytical Services, Inc..

Pace Analytical Services, Inc.
9608 Loiret Blvd.
Lenexa, KS 66219
(913)599-5665

QUALITY CONTROL DATA

Project: FORT SMITH, AR
Pace Project No.: 60174634

QC Batch: WETA/30560 Analysis Method: SM 5310C
QC Batch Method: SM 5310C Analysis Description: 5310C Total Organic Carbon
Associated Lab Samples: 60174634015, 60174634016, 60174634017, 60174634018, 60174634019

METHOD BLANK: 1423328 Matrix: Water
Associated Lab Samples: 60174634015, 60174634016, 60174634017, 60174634018, 60174634019

Parameter	Units	Blank Result	Reporting Limit	Analyzed	Qualifiers
Total Organic Carbon	mg/L	ND	1.0	08/11/14 09:39	

LABORATORY CONTROL SAMPLE: 1423329

Parameter	Units	Spike Conc.	LCS Result	LCS % Rec	% Rec Limits	Qualifiers
Total Organic Carbon	mg/L	5	4.4	88	80-120	

MATRIX SPIKE SAMPLE: 1423331

Parameter	Units	60174634019 Result	Spike Conc.	MS Result	MS % Rec	% Rec Limits	Qualifiers
Total Organic Carbon	mg/L	ND	5	3.4	64	80-120	M1

SAMPLE DUPLICATE: 1423330

Parameter	Units	60174084001 Result	Dup Result	RPD	Max RPD	Qualifiers
Total Organic Carbon	mg/L	1.1	1.1	3	25	

Results presented on this page are in the units indicated by the "Units" column except where an alternate unit is presented to the right of the result.

This report shall not be reproduced, except in full,
without the written consent of Pace Analytical Services, Inc..

Pace Analytical Services, Inc.
9608 Loiret Blvd.
Lenexa, KS 66219
(913)599-5665

QUALITY CONTROL DATA

Project: FORT SMITH, AR
Pace Project No.: 60174634

QC Batch: WETA/5653 — Analysis Method: SM 4500-P E
QC Batch Method: SM4500-P B — Analysis Description: SM4500P-E, Total Phosphorus
Associated Lab Samples: 60174634001, 60174634002, 60174634003, 60174634004, 60174634005, 60174634006, 60174634007, 60174634008, 60174634009, 60174634010, 60174634011, 60174634012, 60174634013, 60174634014, 60174634015, 60174634016, 60174634017, 60174634018, 60174634019

METHOD BLANK: 89501 — Matrix: Water
Associated Lab Samples: 60174634001, 60174634002, 60174634003, 60174634004, 60174634005, 60174634006, 60174634007, 60174634008, 60174634009, 60174634010, 60174634011, 60174634012, 60174634013, 60174634014, 60174634015, 60174634016, 60174634017, 60174634018, 60174634019

Parameter	Units	Blank Result	Reporting Limit	Analyzed	Qualifiers
Phosphate as P04	mg/L	ND	0.030	08/05/14 13:46	

LABORATORY CONTROL SAMPLE: 89502

Parameter	Units	Spike Conc.	LCS Result	LCS % Rec	% Rec Limits	Qualifiers
Phosphate as P04	mg/L	1.5	1.5	98	80-120	

MATRIX SPIKE & MATRIX SPIKE DUPLICATE: 89503 — 89504

Parameter	Units	60174634001 Result	MS Spike Conc.	MSD Spike Conc.	MS Result	MSD Result	MS % Rec	MSD % Rec	% Rec Limits	RPD	Max RPD	Qual
Phosphate as P04	mg/L	0.032	1.5	1.5	1.6	1.6	99	102	80-120	3	20	

MATRIX SPIKE & MATRIX SPIKE DUPLICATE: 89507 — 89508

Parameter	Units	60174634019 Result	MS Spike Conc.	MSD Spike Conc.	MS Result	MSD Result	MS % Rec	MSD % Rec	% Rec Limits	RPD	Max RPD	Qual
Phosphate as P04	mg/L	ND	1.5	1.5	1.7	1.6	111	102	80-120	9	20	

Results presented on this page are in the units indicated by the "Units" column except where an alternate unit is presented to the right of the result.

This report shall not be reproduced, except in full,
without the written consent of Pace Analytical Services, Inc..

Pace Analytical Services, Inc.
9608 Loiret Blvd.
Lenexa, KS 66219
(913)599-5665

QUALIFIERS

Project: FORT SMITH, AR
Pace Project No.: 60174634

DEFINITIONS

DF - Dilution Factor, if reported, represents the factor applied to the reported data due to changes in sample preparation, dilution of the sample aliquot, or moisture content.
ND - Not Detected at or above adjusted reporting limit.
J - Estimated concentration above the adjusted method detection limit and below the adjusted reporting limit.
MDL - Adjusted Method Detection Limit.
PQL - Practical Quantitation Limit.
RL - Reporting Limit.
S - Surrogate
1,2-Diphenylhydrazine (8270 listed analyte) decomposes to Azobenzene.
Consistent with EPA guidelines, unrounded data are displayed and have been used to calculate % recovery and RPD values.
LCS(D) - Laboratory Control Sample (Duplicate)
MS(D) - Matrix Spike (Duplicate)
DUP - Sample Duplicate
RPD - Relative Percent Difference
NC - Not Calculable.
SG - Silica Gel - Clean-Up
U - Indicates the compound was analyzed for, but not detected.
N-Nitrosodiphenylamine decomposes and cannot be separated from Diphenylamine using Method 8270. The result reported for each analyte is a combined concentration.
Pace Analytical is TNI accredited. Contact your Pace PM for the current list of accredited analytes.
TNI - The NELAC Institute.

LABORATORIES

PASI-D	Pace Analytical Services - Dallas
PASI-K	Pace Analytical Services - Kansas City

BATCH QUALIFIERS

Batch: MSV/63321
[M5] A matrix spike/matrix spike duplicate was not performed for this batch due to insufficient sample volume.
Batch: MSV/63346
[M5] A matrix spike/matrix spike duplicate was not performed for this batch due to insufficient sample volume.
Batch: MSV/63347
[M5] A matrix spike/matrix spike duplicate was not performed for this batch due to insufficient sample volume.
Batch: MSV/63362
[M5] A matrix spike/matrix spike duplicate was not performed for this batch due to insufficient sample volume.
Batch: MSV/63363
[M5] A matrix spike/matrix spike duplicate was not performed for this batch due to insufficient sample volume.

ANALYTE QUALIFIERS

1e	Field pH
B	Analyte was detected in the associated method blank.
H6	Analysis initiated outside of the 15 minute EPA recommended holding time.
M1	Matrix spike recovery exceeded QC limits. Batch accepted based on laboratory control sample (LCS) recovery.

This report shall not be reproduced, except in full,
without the written consent of Pace Analytical Services, Inc..

Pace Analytical Services, Inc.
9608 Loiret Blvd.
Lenexa, KS 66219
(913)599-5665

QUALIFIERS

Project: FORT SMITH, AR
Pace Project No.: 60174634

ANALYTE QUALIFIERS

MS	Analyte recovery in the matrix spike was outside QC limits for one or more of the constituent analytes used in the calculated result.
R1	RPD value was outside control limits.
S0	Surrogate recovery outside laboratory control limits.
S2	Surrogate recovery outside laboratory control limits due to matrix interferences (confirmed by similar results from sample re-analysis).

This report shall not be reproduced, except in full,
without the written consent of Pace Analytical Services, Inc..

Pace Analytical Services, Inc.
9608 Loiret Blvd.
Lenexa, KS 66219
(913)599-5665

QUALITY CONTROL DATA CROSS REFERENCE TABLE

Project: FORT SMITH, AR
Pace Project No.: 60174634

Lab ID	Sample ID	QC Batch Method	QC Batch	Analytical Method	Analytical Batch
60174634001	**MW-33-201407**	EPA 8015 - Alcohol	GCSV/2818		
60174634002	**MW-32-201407**	EPA 8015 - Alcohol	GCSV/2818		
60174634003	**IW-76-201407**	EPA 8015 - Alcohol	GCSV/2818		
60174634004	**MW-39-201407**	EPA 8015 - Alcohol	GCSV/2818		
60174634005	**MW-71-201407**	EPA 8015 - Alcohol	GCSV/2818		
60174634006	**RW-69R-201407**	EPA 8015 - Alcohol	GCSV/2818		
60174634007	**IW-73-201407**	EPA 8015 - Alcohol	GCSV/2818		
60174634008	**MW-62-201407**	EPA 8015 - Alcohol	GCSV/2818		
60174634009	**MW-40-201407**	EPA 8015 - Alcohol	GCSV/2820		
60174634010	**IW-72-201407**	EPA 8015 - Alcohol	GCSV/2820		
60174634011	**MW-46R-201407**	EPA 8015 - Alcohol	GCSV/2820		
60174634012	**MW-34-201407**	EPA 8015 - Alcohol	GCSV/2818		
60174634013	**IW-77-201407**	EPA 8015 - Alcohol	GCSV/2818		
60174634014	**MW-36-201407**	EPA 8015 - Alcohol	GCSV/2818		
60174634015	**MW-57-201407**	EPA 8015 - Alcohol	GCSV/2818		
60174634016	**MW-56-201407**	EPA 8015 - Alcohol	GCSV/2820		
60174634017	**MW-58-201407**	EPA 8015 - Alcohol	GCSV/2820		
60174634018	**IW-74-201407**	EPA 8015 - Alcohol	GCSV/2820		
60174634019	**MW-68-201407**	EPA 8015 - Alcohol	GCSV/2820		
60174634001	**MW-33-201407**	EPA 3010	MPRP/28301	EPA 6010	ICP/21367
60174634002	**MW-32-201407**	EPA 3010	MPRP/28301	EPA 6010	ICP/21367
60174634003	**IW-76-201407**	EPA 3010	MPRP/28301	EPA 6010	ICP/21367
60174634004	**MW-39-201407**	EPA 3010	MPRP/28301	EPA 6010	ICP/21367
60174634005	**MW-71-201407**	EPA 3010	MPRP/28301	EPA 6010	ICP/21367
60174634006	**RW-69R-201407**	EPA 3010	MPRP/28301	EPA 6010	ICP/21367
60174634007	**IW-73-201407**	EPA 3010	MPRP/28301	EPA 6010	ICP/21367
60174634008	**MW-62-201407**	EPA 3010	MPRP/28301	EPA 6010	ICP/21367
60174634009	**MW-40-201407**	EPA 3010	MPRP/28301	EPA 6010	ICP/21367
60174634010	**IW-72-201407**	EPA 3010	MPRP/28301	EPA 6010	ICP/21367
60174634011	**MW-46R-201407**	EPA 3010	MPRP/28301	EPA 6010	ICP/21367
60174634012	**MW-34-201407**	EPA 3010	MPRP/28301	EPA 6010	ICP/21367
60174634013	**IW-77-201407**	EPA 3010	MPRP/28301	EPA 6010	ICP/21367
60174634014	**MW-36-201407**	EPA 3010	MPRP/28301	EPA 6010	ICP/21367
60174634015	**MW-57-201407**	EPA 3010	MPRP/28301	EPA 6010	ICP/21367
60174634016	**MW-56-201407**	EPA 3010	MPRP/28301	EPA 6010	ICP/21367
60174634017	**MW-58-201407**	EPA 3010	MPRP/28301	EPA 6010	ICP/21367
60174634018	**IW-74-201407**	EPA 3010	MPRP/28301	EPA 6010	ICP/21367
60174634019	**MW-68-201407**	EPA 3010	MPRP/28301	EPA 6010	ICP/21367
60174634001	**MW-33-201407**	EPA 5030B/8260	MSV/63321		
60174634002	**MW-32-201407**	EPA 5030B/8260	MSV/63321		
60174634003	**IW-76-201407**	EPA 5030B/8260	MSV/63347		
60174634003	**IW-76-201407**	EPA 5030B/8260	MSV/63363		
60174634004	**MW-39-201407**	EPA 5030B/8260	MSV/63321		
60174634005	**MW-71-201407**	EPA 5030B/8260	MSV/63321		

This report shall not be reproduced, except in full,
without the written consent of Pace Analytical Services, Inc..

Pace Analytical Services, Inc.
9608 Loiret Blvd.
Lenexa, KS 66219
(913)599-5665

QUALITY CONTROL DATA CROSS REFERENCE TABLE

Project: FORT SMITH, AR
Pace Project No.: 60174634

Lab ID	Sample ID	QC Batch Method	QC Batch	Analytical Method	Analytical Batch
60174634005	**MW-71-201407**	EPA 5030B/8260	MSV/63363		
60174634006	**RW-69R-201407**	EPA 5030B/8260	MSV/63321		
60174634007	**IW-73-201407**	EPA 5030B/8260	MSV/63321		
60174634008	**MW-62-201407**	EPA 5030B/8260	MSV/63347		
60174634009	**MW-40-201407**	EPA 5030B/8260	MSV/63347		
60174634010	**IW-72-201407**	EPA 5030B/8260	MSV/63347		
60174634011	**MW-46R-201407**	EPA 5030B/8260	MSV/63347		
60174634011	**MW-46R-201407**	EPA 5030B/8260	MSV/63363		
60174634015	**MW-57-201407**	EPA 5030B/8260	MSV/63348		
60174634015	**MW-57-201407**	EPA 5030B/8260	MSV/63363		
60174634016	**MW-56-201407**	EPA 5030B/8260	MSV/63348		
60174634016	**MW-56-201407**	EPA 5030B/8260	MSV/63363		
60174634017	**MW-58-201407**	EPA 5030B/8260	MSV/63348		
60174634017	**MW-58-201407**	EPA 5030B/8260	MSV/63363		
60174634018	**IW-74-201407**	EPA 5030B/8260	MSV/63348		
60174634018	**IW-74-201407**	EPA 5030B/8260	MSV/63363		
60174634019	**MW-68-201407**	EPA 5030B/8260	MSV/63348		
60174634019	**MW-68-201407**	EPA 5030B/8260	MSV/63363		
60174634020	**TB1-20140729**	EPA 5030B/8260	MSV/63348		
60174634021	**TB2-20140729**	EPA 5030B/8260	MSV/63348		
60174634022	**TB3-20140729**	EPA 5030B/8260	MSV/63348		
60174634023	**TB4-20140729**	EPA 5030B/8260	MSV/63348		
60174634024	**TB5-20140729**	EPA 5030B/8260	MSV/63348		
60174634012	**MW-34-201407**	EPA 5030B/8260	MSV/63346		
60174634013	**IW-77-201407**	EPA 5030B/8260	MSV/63346		
60174634013	**IW-77-201407**	EPA 5030B/8260	MSV/63362		
60174634014	**MW-36-201407**	EPA 5030B/8260	MSV/63346		
60174634001	**MW-33-201407**	SM 2320B	WET/49466		
60174634002	**MW-32-201407**	SM 2320B	WET/49466		
60174634003	**IW-76-201407**	SM 2320B	WET/49466		
60174634004	**MW-39-201407**	SM 2320B	WET/49466		
60174634005	**MW-71-201407**	SM 2320B	WET/49466		
60174634006	**RW-69R-201407**	SM 2320B	WET/49466		
60174634007	**IW-73-201407**	SM 2320B	WET/49466		
60174634008	**MW-62-201407**	SM 2320B	WET/49466		
60174634009	**MW-40-201407**	SM 2320B	WET/49466		
60174634010	**IW-72-201407**	SM 2320B	WET/49466		
60174634011	**MW-46R-201407**	SM 2320B	WET/49466		
60174634012	**MW-34-201407**	SM 2320B	WET/49466		
60174634013	**IW-77-201407**	SM 2320B	WET/49466		

This report shall not be reproduced, except in full,
without the written consent of Pace Analytical Services, Inc..

Pace Analytical Services, Inc.
9608 Loiret Blvd.
Lenexa, KS 66219
(913)599-5665

QUALITY CONTROL DATA CROSS REFERENCE TABLE

Project: FORT SMITH, AR
Pace Project No.: 60174634

Lab ID	Sample ID	QC Batch Method	QC Batch	Analytical Method	Analytical Batch
60174634014	**MW-36-201407**	SM 2320B	WET/49466		
60174634015	**MW-57-201407**	SM 2320B	WET/49466		
60174634016	**MW-56-201407**	SM 2320B	WET/49466		
60174634017	**MW-58-201407**	SM 2320B	WET/49466		
60174634018	**IW-74-201407**	SM 2320B	WET/49466		
60174634019	**MW-68-201407**	SM 2320B	WET/49488		
60174634001	**MW-33-201407**	SM 3500-Fe B#4	WET/49523		
60174634002	**MW-32-201407**	SM 3500-Fe B#4	WET/49523		
60174634003	**IW-76-201407**	SM 3500-Fe B#4	WET/49523		
60174634004	**MW-39-201407**	SM 3500-Fe B#4	WET/49523		
60174634005	**MW-71-201407**	SM 3500-Fe B#4	WET/49523		
60174634006	**RW-69R-201407**	SM 3500-Fe B#4	WET/49523		
60174634007	**IW-73-201407**	SM 3500-Fe B#4	WET/49523		
60174634008	**MW-62-201407**	SM 3500-Fe B#4	WET/49523		
60174634009	**MW-40-201407**	SM 3500-Fe B#4	WET/49523		
60174634010	**IW-72-201407**	SM 3500-Fe B#4	WET/49523		
60174634011	**MW-46R-201407**	SM 3500-Fe B#4	WET/49523		
60174634012	**MW-34-201407**	SM 3500-Fe B#4	WET/49523		
60174634013	**IW-77-201407**	SM 3500-Fe B#4	WET/49523		
60174634014	**MW-36-201407**	SM 3500-Fe B#4	WET/49523		
60174634015	**MW-57-201407**	SM 3500-Fe B#4	WET/49523		
60174634016	**MW-56-201407**	SM 3500-Fe B#4	WET/49523		
60174634017	**MW-58-201407**	SM 3500-Fe B#4	WET/49523		
60174634018	**IW-74-201407**	SM 3500-Fe B#4	WET/49523		
60174634019	**MW-68-201407**	SM 3500-Fe B#4	WET/49523		
60174634001	**MW-33-201407**	SM 4500-H+B	WET/49539		
60174634002	**MW-32-201407**	SM 4500-H+B	WET/49539		
60174634003	**IW-76-201407**	SM 4500-H+B	WET/49539		
60174634004	**MW-39-201407**	SM 4500-H+B	WET/49539		
60174634005	**MW-71-201407**	SM 4500-H+B	WET/49539		
60174634006	**RW-69R-201407**	SM 4500-H+B	WET/49539		
60174634007	**IW-73-201407**	SM 4500-H+B	WET/49539		
60174634008	**MW-62-201407**	SM 4500-H+B	WET/49539		
60174634009	**MW-40-201407**	SM 4500-H+B	WET/49539		
60174634010	**IW-72-201407**	SM 4500-H+B	WET/49539		
60174634011	**MW-46R-201407**	SM 4500-H+B	WET/49539		
60174634012	**MW-34-201407**	SM 4500-H+B	WET/49539		
60174634013	**IW-77-201407**	SM 4500-H+B	WET/49539		
60174634014	**MW-36-201407**	SM 4500-H+B	WET/49539		
60174634015	**MW-57-201407**	SM 4500-H+B	WET/49539		
60174634016	**MW-56-201407**	SM 4500-H+B	WET/49539		
60174634017	**MW-58-201407**	SM 4500-H+B	WET/49539		
60174634018	**IW-74-201407**	SM 4500-H+B	WET/49539		
60174634019	**MW-68-201407**	SM 4500-H+B	WET/49539		
60174634001	**MW-33-201407**	SM 4500-S-2 D	WET/49400		
60174634002	**MW-32-201407**	SM 4500-S-2 D	WET/49400		
60174634003	**IW-76-201407**	SM 4500-S-2 D	WET/49400		

This report shall not be reproduced, except in full,
without the written consent of Pace Analytical Services, Inc..

Pace Analytical Services, Inc.
9608 Loiret Blvd.
Lenexa, KS 66219
(913)599-5665

QUALITY CONTROL DATA CROSS REFERENCE TABLE

Project: FORT SMITH, AR
Pace Project No.: 60174634

Lab ID	Sample ID	QC Batch Method	QC Batch	Analytical Method	Analytical Batch
60174634004	**MW-39-201407**	SM 4500-S-2 D	WET/49400		
60174634005	**MW-71-201407**	SM 4500-S-2 D	WET/49400		
60174634006	**RW-69R-201407**	SM 4500-S-2 D	WET/49400		
60174634007	**IW-73-201407**	SM 4500-S-2 D	WET/49400		
60174634008	**MW-62-201407**	SM 4500-S-2 D	WET/49400		
60174634009	**MW-40-201407**	SM 4500-S-2 D	WET/49400		
60174634010	**IW-72-201407**	SM 4500-S-2 D	WET/49400		
60174634011	**MW-46R-201407**	SM 4500-S-2 D	WET/49400		
60174634012	**MW-34-201407**	SM 4500-S-2 D	WET/49400		
60174634013	**IW-77-201407**	SM 4500-S-2 D	WET/49400		
60174634014	**MW-36-201407**	SM 4500-S-2 D	WET/49400		
60174634015	**MW-57-201407**	SM 4500-S-2 D	WET/49400		
60174634016	**MW-56-201407**	SM 4500-S-2 D	WET/49400		
60174634017	**MW-58-201407**	SM 4500-S-2 D	WET/49400		
60174634018	**IW-74-201407**	SM 4500-S-2 D	WET/49400		
60174634019	**MW-68-201407**	SM 4500-S-2 D	WET/49400		
60174634001	**MW-33-201407**	EPA 300.0	WETA/30456		
60174634002	**MW-32-201407**	EPA 300.0	WETA/30456		
60174634003	**IW-76-201407**	EPA 300.0	WETA/30456		
60174634004	**MW-39-201407**	EPA 300.0	WETA/30456		
60174634005	**MW-71-201407**	EPA 300.0	WETA/30456		
60174634006	**RW-69R-201407**	EPA 300.0	WETA/30456		
60174634007	**IW-73-201407**	EPA 300.0	WETA/30456		
60174634008	**MW-62-201407**	EPA 300.0	WETA/30456		
60174634009	**MW-40-201407**	EPA 300.0	WETA/30456		
60174634010	**IW-72-201407**	EPA 300.0	WETA/30456		
60174634011	**MW-46R-201407**	EPA 300.0	WETA/30456		
60174634012	**MW-34-201407**	EPA 300.0	WETA/30456		
60174634013	**IW-77-201407**	EPA 300.0	WETA/30456		
60174634014	**MW-36-201407**	EPA 300.0	WETA/30456		
60174634015	**MW-57-201407**	EPA 300.0	WETA/30456		
60174634016	**MW-56-201407**	EPA 300.0	WETA/30456		
60174634017	**MW-58-201407**	EPA 300.0	WETA/30456		
60174634018	**IW-74-201407**	EPA 300.0	WETA/30456		
60174634019	**MW-68-201407**	EPA 300.0	WETA/30456		
60174634001	**MW-33-201407**	EPA 350.1	WETA/30448		
60174634002	**MW-32-201407**	EPA 350.1	WETA/30448		
60174634003	**IW-76-201407**	EPA 350.1	WETA/30448		
60174634004	**MW-39-201407**	EPA 350.1	WETA/30448		
60174634005	**MW-71-201407**	EPA 350.1	WETA/30448		
60174634006	**RW-69R-201407**	EPA 350.1	WETA/30448		
60174634007	**IW-73-201407**	EPA 350.1	WETA/30448		
60174634008	**MW-62-201407**	EPA 350.1	WETA/30448		
60174634009	**MW-40-201407**	EPA 350.1	WETA/30448		
60174634010	**IW-72-201407**	EPA 350.1	WETA/30448		
60174634011	**MW-46R-201407**	EPA 350.1	WETA/30448		
60174634012	**MW-34-201407**	EPA 350.1	WETA/30448		
60174634013	**IW-77-201407**	EPA 350.1	WETA/30448		

This report shall not be reproduced, except in full,
without the written consent of Pace Analytical Services, Inc..

Pace Analytical Services, Inc.
9608 Loiret Blvd.
Lenexa, KS 66219
(913)599-5665

QUALITY CONTROL DATA CROSS REFERENCE TABLE

Project: FORT SMITH, AR
Pace Project No.: 60174634

Lab ID	Sample ID	QC Batch Method	QC Batch	Analytical Method	Analytical Batch
60174634014	**MW-36-201407**	EPA 350.1	WETA/30448		
60174634015	**MW-57-201407**	EPA 350.1	WETA/30448		
60174634016	**MW-56-201407**	EPA 350.1	WETA/30448		
60174634017	**MW-58-201407**	EPA 350.1	WETA/30449		
60174634018	**IW-74-201407**	EPA 350.1	WETA/30449		
60174634019	**MW-68-201407**	EPA 350.1	WETA/30449		
60174634001	**MW-33-201407**	EPA 353.2	WETA/30437		
60174634002	**MW-32-201407**	EPA 353.2	WETA/30437		
60174634003	**IW-76-201407**	EPA 353.2	WETA/30437		
60174634004	**MW-39-201407**	EPA 353.2	WETA/30437		
60174634005	**MW-71-201407**	EPA 353.2	WETA/30437		
60174634006	**RW-69R-201407**	EPA 353.2	WETA/30437		
60174634007	**IW-73-201407**	EPA 353.2	WETA/30437		
60174634008	**MW-62-201407**	EPA 353.2	WETA/30437		
60174634009	**MW-40-201407**	EPA 353.2	WETA/30437		
60174634010	**IW-72-201407**	EPA 353.2	WETA/30437		
60174634011	**MW-46R-201407**	EPA 353.2	WETA/30437		
60174634012	**MW-34-201407**	EPA 353.2	WETA/30437		
60174634013	**IW-77-201407**	EPA 353.2	WETA/30437		
60174634014	**MW-36-201407**	EPA 353.2	WETA/30437		
60174634015	**MW-57-201407**	EPA 353.2	WETA/30437		
60174634016	**MW-56-201407**	EPA 353.2	WETA/30437		
60174634017	**MW-58-201407**	EPA 353.2	WETA/30438		
60174634018	**IW-74-201407**	EPA 353.2	WETA/30438		
60174634019	**MW-68-201407**	EPA 353.2	WETA/30438		
60174634001	**MW-33-201407**	SM 4500-CO2 D	WETA/30580		
60174634002	**MW-32-201407**	SM 4500-CO2 D	WETA/30580		
60174634003	**IW-76-201407**	SM 4500-CO2 D	WETA/30580		
60174634004	**MW-39-201407**	SM 4500-CO2 D	WETA/30580		
60174634005	**MW-71-201407**	SM 4500-CO2 D	WETA/30580		
60174634006	**RW-69R-201407**	SM 4500-CO2 D	WETA/30580		
60174634007	**IW-73-201407**	SM 4500-CO2 D	WETA/30580		
60174634008	**MW-62-201407**	SM 4500-CO2 D	WETA/30580		
60174634009	**MW-40-201407**	SM 4500-CO2 D	WETA/30580		
60174634010	**IW-72-201407**	SM 4500-CO2 D	WETA/30580		
60174634011	**MW-46R-201407**	SM 4500-CO2 D	WETA/30580		
60174634012	**MW-34-201407**	SM 4500-CO2 D	WETA/30580		
60174634013	**IW-77-201407**	SM 4500-CO2 D	WETA/30580		
60174634014	**MW-36-201407**	SM 4500-CO2 D	WETA/30580		
60174634015	**MW-57-201407**	SM 4500-CO2 D	WETA/30580		
60174634016	**MW-56-201407**	SM 4500-CO2 D	WETA/30580		
60174634017	**MW-58-201407**	SM 4500-CO2 D	WETA/30580		
60174634018	**IW-74-201407**	SM 4500-CO2 D	WETA/30580		
60174634019	**MW-68-201407**	SM 4500-CO2 D	WETA/30580		
60174634001	**MW-33-201407**	SM 5310C	WETA/30541		
60174634002	**MW-32-201407**	SM 5310C	WETA/30541		

This report shall not be reproduced, except in full,
without the written consent of Pace Analytical Services, Inc..

Pace Analytical Services, Inc.
9608 Loiret Blvd.
Lenexa, KS 66219
(913)599-5665

QUALITY CONTROL DATA CROSS REFERENCE TABLE

Project: FORT SMITH, AR
Pace Project No.: 60174634

Lab ID	Sample ID	QC Batch Method	QC Batch	Analytical Method	Analytical Batch
60174634003	**IW-76-201407**	SM 5310C	WETA/30541		
60174634004	**MW-39-201407**	SM 5310C	WETA/30541		
60174634005	**MW-71-201407**	SM 5310C	WETA/30541		
60174634006	**RW-69R-201407**	SM 5310C	WETA/30541		
60174634007	**IW-73-201407**	SM 5310C	WETA/30541		
60174634008	**MW-62-201407**	SM 5310C	WETA/30541		
60174634009	**MW-40-201407**	SM 5310C	WETA/30541		
60174634010	**IW-72-201407**	SM 5310C	WETA/30541		
60174634011	**MW-46R-201407**	SM 5310C	WETA/30541		
60174634012	**MW-34-201407**	SM 5310C	WETA/30541		
60174634013	**IW-77-201407**	SM 5310C	WETA/30541		
60174634014	**MW-36-201407**	SM 5310C	WETA/30541		
60174634015	**MW-57-201407**	SM 5310C	WETA/30560		
60174634016	**MW-56-201407**	SM 5310C	WETA/30560		
60174634017	**MW-58-201407**	SM 5310C	WETA/30560		
60174634018	**IW-74-201407**	SM 5310C	WETA/30560		
60174634019	**MW-68-201407**	SM 5310C	WETA/30560		
60174634001	**MW-33-201407**	SM4500-P B	WETA/5653	SM 4500-P E	WETA/5654
60174634002	**MW-32-201407**	SM4500-P B	WETA/5653	SM 4500-P E	WETA/5654
60174634003	**IW-76-201407**	SM4500-P B	WETA/5653	SM 4500-P E	WETA/5654
60174634004	**MW-39-201407**	SM4500-P B	WETA/5653	SM 4500-P E	WETA/5654
60174634005	**MW-71-201407**	SM4500-P B	WETA/5653	SM 4500-P E	WETA/5654
60174634006	**RW-69R-201407**	SM4500-P B	WETA/5653	SM 4500-P E	WETA/5654
60174634007	**IW-73-201407**	SM4500-P B	WETA/5653	SM 4500-P E	WETA/5654
60174634008	**MW-62-201407**	SM4500-P B	WETA/5653	SM 4500-P E	WETA/5654
60174634009	**MW-40-201407**	SM4500-P B	WETA/5653	SM 4500-P E	WETA/5654
60174634010	**IW-72-201407**	SM4500-P B	WETA/5653	SM 4500-P E	WETA/5654
60174634011	**MW-46R-201407**	SM4500-P B	WETA/5653	SM 4500-P E	WETA/5654
60174634012	**MW-34-201407**	SM4500-P B	WETA/5653	SM 4500-P E	WETA/5654
60174634013	**IW-77-201407**	SM4500-P B	WETA/5653	SM 4500-P E	WETA/5654
60174634014	**MW-36-201407**	SM4500-P B	WETA/5653	SM 4500-P E	WETA/5654
60174634015	**MW-57-201407**	SM4500-P B	WETA/5653	SM 4500-P E	WETA/5654
60174634016	**MW-56-201407**	SM4500-P B	WETA/5653	SM 4500-P E	WETA/5654
60174634017	**MW-58-201407**	SM4500-P B	WETA/5653	SM 4500-P E	WETA/5654
60174634018	**IW-74-201407**	SM4500-P B	WETA/5653	SM 4500-P E	WETA/5654
60174634019	**MW-68-201407**	SM4500-P B	WETA/5653	SM 4500-P E	WETA/5654

This report shall not be reproduced, except in full,
without the written consent of Pace Analytical Services, Inc..

Pace Analytical
www.pacelabs.com

Sample Condition Upon Receipt

WO#: 60174634

60174634

Client Name: Environ

Optional
Proj Due Date:
Proj Name:

Courier: Fed Ex ☒ UPS ☐ USPS ☐ Client ☐ Commercial ☐ Pace ☐ Other ☐

Tracking #: 6113 5277 3769; 3508 3770; 3574 3585 Pace Shipping Label Used? Yes ☐ No ☒

Custody Seal on Cooler/Box Present: Yes ☒ No ☐ Seals intact: Yes ☒ No ☐

Packing Material: Bubble Wrap ☒ Bubble Bags ☐ Foam ☐ None ☐ Other ☐

Thermometer Used: T-239 / T-194 **Type of Ice:** Wet Blue None (circle one) ☐ Samples received on ice, cooling process has begun.

Cooler Temperature: 4.6, 5.4, 5.6, 3.8, 3.0

Temperature should be above freezing to 6°C

Date and initials of person examining contents: JMS 7/30/14 1625

Chain of Custody present:	☒Yes	☐No	☐N/A	1.
Chain of Custody filled out:	☒Yes	☐No	☐N/A	2.
Chain of Custody relinquished:	☒Yes	☐No	☐N/A	3.
Sampler name & signature on COC:	☒Yes	☐No	☐N/A	4.
Samples arrived within holding time:	☒Yes	☐No	☐N/A	5.
Short Hold Time analyses (<72hr):	☒Yes	☐No	☐N/A	6. NO2, NO3 (Fe^{+2}) pH
Rush Turn Around Time requested:	☐Yes	☒No	☐N/A	7.
Sufficient volume:	☒Yes	☐No	☐N/A	8.
Correct containers used:	☒Yes	☐No	☐N/A	
Pace containers used:	☒Yes	☐No	☐N/A	9.
Containers intact:	☒Yes	☐No	☐N/A	10.
Unpreserved 5035A soils frozen w/in 48hrs?	☐Yes	☐No	☒N/A	11.
Filtered volume received for dissolved tests?	☐Yes	☐No	☒N/A	12.
Sample labels match COC: Includes date/time/ID/analyses Matrix: water	☒Yes	☐No	☐N/A	13.
All containers needing preservation have been checked.	☒Yes	☐No	☐N/A	
All containers needing preservation are found to be in compliance with EPA recommendation.	☒Yes	☐No	☐N/A	14.
Exceptions: VOA, coliform, TOC, O&G, WI-DRO (water), Phenolics	☒Yes	☐No		Initial when completed: JMS N/A Lot # of added preservative
Trip Blank present: Pace Trip Blank lot # (if purchased): 061614-3	☒Yes	☐No	☐N/A	15.
Headspace in VOA vials (>6mm):	☒Yes	☐No	☐N/A	MW-40 lot 3 16.
Project sampled in USDA Regulated Area:	☐Yes	☐No	☒N/A	17. List State:

Client Notification/ Resolution: Copy COC to Client? Y / N Field Data Required? Y / N

Person Contacted: _____ Date/Time: _____

Comments/ Resolution: _____

Project Manager Review: MW Date: 7/30/14

Pace Analytical
www.pacelabs.com

CHAIN-OF-CUSTODY / Analytical Request Document

The Chain-of-Custody is a LEGAL DOCUMENT. All relevant fields must be completed accurately.

Page: 1 of 3

Section A Required Client Information:

Company:	Environ
Address:	7500 College Blvd., Ste. 925
	Overland Park, KS 66210
Email To:	wstonestreet@environcorp.com
Phone: 913-553-5926	Fax:
Requested Due Date/TAT:	STD

Section B Required Project Information:

Report To:	Wendy Stonestreet
Copy To:	Tammy Gleason
Purchase Order No.:	NA
Project Name:	Fort Smith, AR
Project Number:	

Section C Invoice Information:

Attention:	Tammy Gleason
Company Name:	Environ
Address:	250 Monroe Ave. NW Grand Rapids
Pace Quote Reference:	Michigan, 49503
Pace Project Manager:	MJ Walls
Pace Profile #:	7444, line 1

REGULATORY AGENCY

☐ NPDES ☐ GROUND WATER ☐ DRINKING WATER
☐ UST ☐ RCRA ☑ OTHER ADEQ

Site Location STATE: AR

Section D Required Client Information

Valid Matrix Codes

MATRIX	CODE
DRINKING WATER	DW
WATER	WT
WASTE WATER	WW
PRODUCT	P
SOIL/SOLID	SL
OIL	OL
WIPE	WP
AIR	AR
OTHER	OT
TISSUE	TS

SAMPLE ID (A-Z, 0-9 / ,-) Sample IDs MUST BE UNIQUE

Requested Analysis Filtered (Y/N)

ITEM #	SAMPLE ID	MATRIX CODE (see valid codes to left)	SAMPLE TYPE (G=GRAB C=COMP)	COLLECTED Composite Start Date	Composite Start Time	Composite End/Grab Date	Composite End/Grab Time	SAMPLE TEMP AT COLLECTION	# OF CONTAINERS	Unpreserved	H_2SO_4	HNO_3	HCl	NaOH + Zn Acetate	$Na_2S_2O_3$	Methanol	Other	Analysis Test (Y/N)	8260 VOCs	Alkalinity	TOC	Chloride, Sulfate	8015 Chloroethanol (Pace Dallas)	6010-Iron/Mn	Ferric Iron calc. (send field Ferrous)	Ammonia	Nitrate+Nitrite	Total Phosphate (Pace Dallas)	Sulfide	CO2 Calc (Alkalinity +pH)	Residual Chlorine (Y/N)	Pace Project No./ Lab I.D. 60174634
1	MW-33-201407	WT	G			7/29/14	1520		11	X	X	X	X	X					X	X	X	X	X	X	X	X	X	X	X		
2	MW-32-201407	WT	G			7/29/14	1315		11	X	X	X	X	X					X	X	X	X	X	X	X	X	X	X	X		
3	MW-16-201407	WT	G			7/29/14	1010		11	X	X	X	X	X					X	X	X	X	X	X	X	X	X	X	X		
4	MW-39-201407	WT	G			7/29/14	1205		11	X	X	X	X	X					X	X	X	X	X	X	X	X	X	X	X		
5	MW-71-201407	WT	G			7/29/14	1240		11	X	X	X	X	X					X	X	X	X	X	X	X	X	X	X	X		
6	RW-16MR-201407	WT	G			7/29/14	1500		11	X	X	X	X	X					X	X	X	X	X	X	X	X	X	X	X		
7	MW-73-201407	WT	G			7/29/14	1025		11	X	X	X	X	X					X	X	X	X	X	X	X	X	X	X	X		
8	MW-62-201407	WT	G			7/29/14	1005		11	X	X	X	X	X					X	X	X	X	X	X	X	X	X	X	X		
9	MW-40-201407	WT	G			7/29/14	0940		11	X	X	X	X	X					X	X	X	X	X	X	X	X	X	X	X		
10	MW-72-201407	WT	G			7/29/14	1520		11	X	X	X	X	X					X	X	X	X	X	X	X	X	X	X	X		
11	MW-46R-201407	WT	G			7/29/14	1135		11	X	X	X	X	X					X	X	X	X	X	X	X	X	X	X	X		
12	MS/MSD 1-201407	WT	G			7/29/14	1010		6	X			X						X												

ADDITIONAL COMMENTS	RELINQUISHED BY / AFFILIATION	DATE	TIME	ACCEPTED BY / AFFILIATION	DATE	TIME	SAMPLE CONDITIONS			
Level IV data package required	Victoria Siegler / ENVIRON	7/29/14	1400	[illegible]	7/30/14	830	4.6	Y	Y	Y
							5.4	Y	Y	Y
							5.6	Y	Y	Y
							2.8/5.0	Y	Y	Y
							Temp in °C	Received on Ice (Y/N)	Custody Sealed Cooler (Y/N)	Samples Intact (Y/N)

SAMPLER NAME AND SIGNATURE

PRINT Name of SAMPLER: Victoria Siegler

SIGNATURE of SAMPLER: Victoria Siegler DATE Signed (MM/DD/YY): 7/29/14

*Important Note: By signing this form you are accepting Pace's NET 30 day payment terms and agreeing to late charges of 1.5% per month for any invoices not paid within 30 days.

F-ALL-Q-020rev.07, 15-Feb-2007

Pace Analytical
www.pacelabs.com

CHAIN-OF-CUSTODY / Analytical Request Document

The Chain-of-Custody is a LEGAL DOCUMENT. All relevant fields must be completed accurately.

Section A Required Client Information:

Company:	Environ
Address:	7500 College Blvd., Ste. 925
	Overland Park, KS 66210
Email To:	wstonestreet@environcorp.com
Phone: 913-553-5926	Fax:
Requested Due Date/TAT:	STD

Section B Required Project Information:

Report To:	Wendy Stonestreet
Copy To:	Tammy Gleason
Purchase Order No.:	NA
Project Name:	Fort Smith, AR
Project Number:	

Section C Invoice Information:

Attention:	Tammy Gleason
Company Name:	Environ
Address:	250 Monroe Ave. NW Grand Rapids
Pace Quote Reference:	Michigan, 49503
Pace Project Manager:	MJ Walls
Pace Profile #:	7444, line 1

REGULATORY AGENCY

☐ NPDES ☐ GROUND WATER ☐ DRINKING WATER
☐ UST ☐ RCRA ☑ OTHER ADEQ

Site Location STATE: AR

Section D Required Client Information

Valid Matrix Codes

MATRIX	CODE
DRINKING WATER	DW
WATER	WT
WASTE WATER	WW
PRODUCT	P
SOIL/SOLID	SL
OIL	OL
WIPE	WP
AIR	AR
OTHER	OT
TISSUE	TS

SAMPLE ID (A-Z, 0-9 / ,-) Sample IDs MUST BE UNIQUE

Requested Analysis Filtered (Y/N)

ITEM #	SAMPLE ID	MATRIX CODE (see valid codes to left)	SAMPLE TYPE (G=GRAB C=COMP)	COLLECTED Composite Start Date	Composite Start Time	Composite End/Grab Date	Composite End/Grab Time	SAMPLE TEMP AT COLLECTION	# OF CONTAINERS	Preservatives: Unpreserved	H_2SO_4	HNO_3	HCl	NaOH	$Na_2S_2O_3$	Methanol	Other Ascorbic Acid	Analysis Test (Y/N): 8260 VOCs	Alkalinity	TOC	Chloride, Sulfate	8015 Chloroethanol (Pace Dallas)	6010-Iron/Mn	Ferric Iron calc. (send field Ferrous)	Ammonia	Nitrate+Nitrite	Total Phosphate (Pace Dallas)	Sulfide	CO2 Calc (Alkalinity +pH)	Residual Chlorine (Y/N)	Pace Project No./ Lab I.D. (60174634)
1	MW-34-201407	WT	G			7/29/14	1715		11	X	X	X		X			X	X	X	X	X	X	X	X	X	X	X	X		7 day hold	012
2	MW-77-201407	WT	G			7/29/14	1540		11	X	X	X		X			X	X	X	X	X	X	X	X	X	X	X	X		7 day hold	013
3	MW-36-201407	WT	G			7/29/14	1520		11	X	X	X		X			X	X	X	X	X	X	X	X	X	X	X	X		7 day hold	014
4	MW-57-201407	WT	G			7/29/14	1540		11	X	X	X	X	X				X	X	X	X	X	X	X	X	X	X	X	X		
5	MW-56-201407	WT	G			7/29/14	1450		11	X	X	X	X	X				X	X	X	X	X	X	X	X	X	X	X	X		016
6	MW-58-201407	WT	G			7/29/14	1225		11	X	X	X	X	X				X	X	X	X	X	X	X	X	X	X	X	X		017
7	MW-74-201407	WT	G			7/29/14	1400		11	X	X	X	X	X				X	X	X	X	X	X	X	X	X	X	X	X		018
8	MS/MSD2-201407	WT	G			7/29/14	1432		10	X			X					X													
9	MW-68-201407	WT	G			7/29/14	1432		11	X	X	X	X	X				X	X	X	X	X	X	X	X	X	X	X	X		
10	Trip Blank	WT	G			7/29/14			2				X					X												2	020
11	Trip Blank	WT	G			7/29/14	—		2				X					X													021
12	Trip Blank	WT	G			7/29/14	—		2				X					X													022

ADDITIONAL COMMENTS	RELINQUISHED BY / AFFILIATION	DATE	TIME	ACCEPTED BY / AFFILIATION	DATE	TIME	SAMPLE CONDITIONS: Temp in °C	Received on Ice (Y/N)	Custody Sealed Cooler (Y/N)	Samples Intact (Y/N)
Level IV data package required	Victoria Sieglen / ENVIRON	7/29/14	1910	[illegible]	7/30/14	830	4.6	Y	Y	Y
							5.9/5.6	Y	Y	Y
							3.8	Y	Y	Y
							3.0	Y	Y	Y

SAMPLER NAME AND SIGNATURE

PRINT Name of SAMPLER: Victoria Sieglen

SIGNATURE of SAMPLER: Victoria Sieglen DATE Signed (MM/DD/YY): 7/29/14

*Important Note: By signing this form you are accepting Pace's NET 30 day payment terms and agreeing to late charges of 1.5% per month for any invoices not paid within 30 days.

F-ALL-Q-020rev.07, 15-Feb-2007

Pace Analytical
www.pacelabs.com

CHAIN-OF-CUSTODY / Analytical Request Document

The Chain-of-Custody is a LEGAL DOCUMENT. All relevant fields must be completed accurately.

Section A Required Client Information:

Company:	Environ
Address:	7500 College Blvd., Ste. 925
	Overland Park, KS 66210
Email To:	wstonestreet@environcorp.com
Phone: 913-553-5926	Fax:
Requested Due Date/TAT:	5th

Section B Required Project Information:

Report To:	Wendy Stonestreet
Copy To:	Tammy Gleason
Purchase Order No.:	NA
Project Name:	Fort Smith, AR
Project Number:	

Section C Invoice Information:

Attention:	Tammy Gleason
Company Name:	Environ
Address:	250 Monroe Ave. NW Grand Rapids
Pace Quote Reference:	Michigan, 49503
Pace Project Manager:	MJ Walls
Pace Profile #:	7444, line 1

REGULATORY AGENCY

☐ NPDES ☐ GROUND WATER ☐ DRINKING WATER
☐ UST ☐ RCRA ☑ OTHER ADEQ

Site Location STATE: AR

Section D Required Client Information

SAMPLE ID (A-Z, 0-9 / ,-) Sample IDs MUST BE UNIQUE

Valid Matrix Codes

MATRIX	CODE
DRINKING WATER	DW
WATER	WT
WASTE WATER	WW
PRODUCT	P
SOIL/SOLID	SL
OIL	OL
WIPE	WP
AIR	AR
OTHER	OT
TISSUE	TS

Requested Analysis Filtered (Y/N)

ITEM #	SAMPLE ID	MATRIX CODE (see valid codes to left)	SAMPLE TYPE (G=GRAB C=COMP)	COLLECTED Composite Start Date	Composite Start Time	Composite End/Grab Date	Composite End/Grab Time	SAMPLE TEMP AT COLLECTION	# OF CONTAINERS	Unpreserved	H_2SO_4	HNO_3	HCl	NaOH	$Na_2S_2O_3$	Methanol	Other	Analysis Test Y/N	8260 VOCs	Alkalinity	TOC	Chloride, Sulfate	8015 Chloroethanol (Pace Dallas)	6010-Iron/Mn	Ferric Iron calc. (send field Ferrous)	Ammonia	Nitrate+Nitrite	Total Phosphate (Pace Dallas)	Sulfide	CO2 Calc (Alkalinity +pH)	Residual Chlorine (Y/N)	Pace Project No./ Lab I.D.
A 1	Trip Blank	WT	G			7/28/14	—		2				HCl						X													2(DEIH) 003
G 2	trip Blank	WT	G			7/28/14	—		2				H						X													↓ 004
3																																
4																																
5																																
6																																
7																																
8																																
9																																
10																																
11																																
12																																

ADDITIONAL COMMENTS	RELINQUISHED BY / AFFILIATION	DATE	TIME	ACCEPTED BY / AFFILIATION	DATE	TIME	SAMPLE CONDITIONS			
Level IV data package required	Victoria Siegler / Environ	7/28/14	1900	[illegible] / Pace	7/30/14	830	3.8	Y	Y	Y
							3.0	Y	Y	Y

SAMPLER NAME AND SIGNATURE

PRINT Name of SAMPLER: Victoria Siegler

SIGNATURE of SAMPLER: Victoria Siegler

DATE Signed (MM/DD/YY): 7/28/14

Temp in °C | Received on Ice (Y/N) | Custody Sealed Cooler (Y/N) | Samples Intact (Y/N)

*Important Note: By signing this form you are accepting Pace's NET 30 day payment terms and agreeing to late charges of 1.5% per month for any invoices not paid within 30 days.

F-ALL-Q-020rev.07, 15-Feb-2007

Chain of Custody

Pace Analytical®
www.pacelabs.com

Workorder: 60174634 **Workorder Name:** FORT SMITH, AR **Owner Received Date:** 7/30/2014 **Results Requested By:** 8/11/2014

Report To

Mary Jane Walls
Pace Analytical Services, Inc.
9608 Loiret Blvd.
Lenexa, KS 66219
Phone (913)599-5665
Fax (913)599-1759

Subcontract To

Pace Analytical Dallas
400 West Bethany Drive
Suite 190
Allen, TX 75013
Phone (972)727-1123

WO# : 7517666

7517666

Item	Sample ID	Sample Type	Collect Date/Time	Lab ID	Matrix	Preserved Containers: H2SO4	none					Requested Analysis: Total Phosphate	8015 Chloroethanol										LAB USE ONLY
1	MW-33-201407	PS	7/29/2014 15:20	60174634001	Water	1	3					X	X										001
2	MW-32-201407	PS	7/29/2014 13:18	60174634002	Water	1	3					X	X										002
3	IW-76-201407	PS	7/29/2014 10:10	60174634003	Water	1	3					X	X										003
4	MW-39-201407	PS	7/29/2014 12:05	60174634004	Water	1	3					X	X										004
5	MW-71-201407	PS	7/29/2014 12:40	60174634005	Water	1	3					X	X										005
6	RW-69R-201407	PS	7/29/2014 15:00	60174634006	Water	1	3					X	X										006
7	IW-73-201407	PS	7/29/2014 10:25	60174634007	Water	1	3					X	X										007
8	MW-62-201407	PS	7/29/2014 10:05	60174634008	Water	1	3					X	X										008
9	MW-40-201407	PS	7/29/2014 08:40	60174634009	Water	1	3					X	X										009
10	IW-72-201407	PS	7/29/2014 15:20	60174634010	Water	1	3					X	X										010
11	MW-46R-201407	PS	7/29/2014 11:35	60174634011	Water	1	3					X	X										011
12	MW-34-201407	PS	7/29/2014 17:15	60174634012	Water	1	3					X	X										012
13	IW-77-201407	PS	7/29/2014 17:40	60174634013	Water	1	3					X	X										013
14	MW-36-201407	PS	7/29/2014 15:20	60174634014	Water	1	3					X	X										014
15	MW-57-201407	PS	7/29/2014 15:40	60174634015	Water	1	3					X	X										015
16	MW-56-201407	PS	7/29/2014 14:50	60174634016	Water	1	3					X	X										016
17	MW-58-201407	PS	7/29/2014 12:25	60174634017	Water	1	3					X	X										017
18	IW-74-201407	PS	7/29/2014 14:00	60174634018	Water	1	3					X	X										018
19	MW-68-201407	RQS	7/29/2014 14:32	60174634019	Water	1	3					X	X										019

Transfers	Released By	Date/Time	Received By	Date/Time	Comments
1	[illegible] /Pace	7/31/14 1700	Kathy Weems /Pace	8/1/14 0835	
2					
3	IR01				

Cooler Temperature on Receipt 5.2 °C Custody Seal Y or N Received on Ice Y or N Samples Intact Y or N

Pace Analytical

Sample Condition Upon Receipt
Dallas

Client Name: Pace-Kansas Project Work order: 7517666

Courier: FedEX ☒ UPS ☐ USPS ☐ Client ☐ Courier ☐ LSO ☐ PACE ☐ Other:

Tracking#: 6113 5277 9057

Custody Seal on Cooler/Box: Yes ☒ No ☐ Seals Intact: Yes ☒ No ☐ NA ☐

Packing Material: Bubble Wrap ☒ Bubble Bags ☒ Foam ☒ None ☐ Other ☐

Thermometer Used: IR-01 Type of Ice: Wet ☒ Blue ☐ None ☐ Sample Received on ice, cooling process has begun ☒

Cooler Temp: 5.2°C (Temp should be above freezing to 6°C)

Chain of Custody Present	Yes ☒ No ☐ NA ☐	1
Chain of Custody filled out	Yes ☒ No ☐ NA ☐	2
Chain of Custody relinquished	Yes ☒ No ☐ NA ☐	3
Sampler name & signature on COC	Yes ☒ No ☐ NA ☐	4
Sample received within HT	Yes ☒ No ☐ NA ☐	5
Short HT analyses (<72 hrs)	Yes ☐ No ☒ NA ☐	6
Rush TAT requested	Yes ☐ No ☒ NA ☐	7
Sufficient Volume received	Yes ☒ No ☐ NA ☐	8
Correct Container used Pace Container used	Yes ☒ No ☐ NA ☐ Yes ☒ No ☐ NA ☐	9
Container Intact	Yes ☒ No ☐ NA ☐	10
Unpreserved 5035A soil frozen within 48 hrs	Yes ☐ No ☐ NA ☒	11
Filtered volume received for Dissolved tests	Yes ☐ No ☐ NA ☒	12
Sample labels match COC Include date/time/ID/analyses Matrix: Water	Yes ☒ No ☐ NA ☐	13
All containers needing preservation have been checked	Yes ☒ No ☐ NA ☐	14a. Lot# of pH strip: 640300 pH checked Yes ☒ No ☐ pH<2 ☒ pH>9 ☐ pH>12 ☐ Lot# of Iodine strip: Lot# of Lead Acetate strip:
Do containers require preservation at the lab	Yes ☐ No ☒ NA ☐	14b. Preservation: Lot#:
All containers needing preservation are found to be in Compliance with EPA recommendation Exception: VOA, coliform, O&G	Yes ☒ No ☐ NA ☐ Yes ☐ No ☒	14c.
Trip Blank present Trip Blank Custody Seals Intact Pace Trip Blank Lot# (if purchased):	Yes ☐ No ☐ NA ☒ Yes ☐ No ☐ NA ☒	15
Headspace in VOA (>6mm)	Yes ☐ No ☐ NA ☒	16
Project sampled in USDA Regulated Area:	Yes ☐ No ☐ NA ☒	17. List State

Client Notification/Resolution/Comments:

Person Contacted: Date:

Comments/Resolution:

Person Examining Contents: TD Date: 8-1-14

Sample Container Count

Pace Analytical™ www.pacelabs.com

COC PAGE 1 of 1
COC ID#

Pace Project # 7517666

Sample Line Item	BP2N	AG1U	VG9U	VG9H	BP2S	BP1U	BP2U	BG1H	AG1S	BP2O	SP5T	WGFU	WGKU	BP3S	DG9U	Comments
1														1	3	
2														1	3	
3														1	3	
4														1	3	
5														1	3	
6														1	3	
7														1	3	
8														1		
9														1		
10														1		
11														1	3	
12																

Container Codes

DG9H	40mL HCL amber voa vial	AF	Air Filter	BP1N	1 liter HNO3 plastic	DG9P	40mL TSP amber vial
AG1U	1liter unpreserved amber glass	AG1H	1 liter HCL amber glass	BP1S	1 liter H2SO4 plastic	DG9S	40mL H2SO4 amber vial
WGFU	4oz clear soil jar	AG1S	1 liter H2SO4 amber glass	BP1U	1 liter unpreserved plastic	DG9T	40mL Na Thio amber vial
R	terra core kit	AG1T	1 liter Na Thiosulfate amber gl	BP1Z	1 liter NaOH, Zn, Ac	DG9U	40mL unpreserved **amber** vial
BP2N	500mL HNO3 plastic	AG2N	500mL HNO3 amber glass	BP2A	500mL NaOH, Asc Acid plastic	I	Wipe/Swab
BP2U	500mL unpreserved plastic	AG2S	500mL H2SO4 amber glass	BP2O	500mL NaOH plastic	JGFU	4oz unpreserved amber wide
BP2S	500mL H2SO4 plastic	AG2U	500mL unpreserved amber gla	BP2Z	500mL NaOH, Zn Ac	U	Summa Can
BP3N	250mL HNO3 plastic	AG3U	250mL unpreserved amber gla	BP3A	250mL NaOh, Asc Acid plastic	VG9H	40mL HCL clear vial
BP3U	250mL unpreserved plastic	BG1H	1 liter HCL clear glass	BP3C	250mL NaOH plastic	VG9T	40mL Na Thio. clear vial
BP3S	250mL H2SO4 plastic	BG1S	1 liter H2SO4 clear glass	BP3Z	250mL NaOH, Zn Ac plastic	VG9U	40mL unpreserved **clear** vial
AG3S	250mL H2SO4 glass amber	BG1T	1 liter Na Thiosulfate clear gla	C	Air Cassettes	VSG	Headspace septa vial & HCL
AG1S	1 liter H2SO4 amber glass	BG1U	1 liter unpreserved glass	DG9B	40mL Na Bisulfate amber vial	WGFX	4oz wide jar w/hexane wipe
BP1U	1 liter unpreserved plastic	BP1A	1 liter NaOH, Asc Acid plastic	DG9M	40mL MeOH clear vial	ZPLC	Ziploc Bag
WGKU	8oz wide jar upreserved	SP5T	120mL Coliform Na Thiosulfate	SP5U	120mL Coliform unpreserved	GN	General unpreserved
Other	Other						

F-DAL-C-003 rev.00 11-5-2012

Sample Container Count

Pace Analytical™ www.pacelabs.com

COC PAGE 1 of 1
COC ID#

Pace Project # 7517666

Sample Line Item	BP2N	AG1U	VG9U	VG9H	BP2S	BP1U	BP2U	BG1H	AG1S	BP20	SP5T	WGFU	WGKU	BP3S	DG9U	Comments
13														1	3	
14														1	3	
15														1	3	
16														1		
17														1		
18														1		
19														1		
8																
9																
10																
11																
12																

Container Codes

DG9H	40mL HCL amber voa vial	AF	Air Filter	BP1N	1 liter HNO3 plastic	DG9P	40mL TSP amber vial
AG1U	1liter unpreserved amber glass	AG1H	1 liter HCL amber glass	BP1S	1 liter H2SO4 plastic	DG9S	40mL H2SO4 amber vial
WGFU	4oz clear soil jar	AG1S	1 liter H2SO4 amber glass	BP1U	1 liter unpreserved plastic	DG9T	40mL Na Thio amber vial
R	terra core kit	AG1T	1 liter Na Thiosulfate amber gl	BP1Z	1 liter NaOH, Zn, Ac	DG9U	40mL unpreserved **amber** vial
BP2N	500mL HNO3 plastic	AG2N	500mL HNO3 amber glass	BP2A	500mL NaOH, Asc Acid plastic	I	Wipe/Swab
BP2U	500mL unpreserved plastic	AG2S	500mL H2SO4 amber glass	BP2O	500mL NaOH plastic	JGFU	4oz unpreserved amber wide
BP2S	500mL H2SO4 plastic	AG2U	500mL unpreserved amber gla	BP2Z	500mL NaOH, Zn Ac	U	Summa Can
BP3N	250mL HNO3 plastic	AG3U	250mL unpreserved amber gla	BP3A	250mL NaOh, Asc Acid plastic	VG9H	40mL HCL clear vial
BP3U	250mL unpreserved plastic	BG1H	1 liter HCL clear glass	BP3C	250mL NaOH plastic	VG9T	40mL Na Thio. clear vial
BP3S	250mL H2SO4 plastic	BG1S	1 liter H2SO4 clear glass	BP3Z	250mL NaOH, Zn Ac plastic	VG9U	40mL unpreserved **clear** vial
AG3S	250mL H2SO4 glass amber	BG1T	1 liter Na Thiosulfate clear gla	C	Air Cassettes	VSG	Headspace septa vial & HCL
AG1S	1 liter H2SO4 amber glass	BG1U	1 liter unpreserved glass	DG9B	40mL Na Bisulfate amber vial	WGFX	4oz wide jar w/hexane wipe
BP1U	1 liter unpreserved plastic	BP1A	1 liter NaOH, Asc Acid plastic	DG9M	40mL MeOH clear vial	ZPLC	Ziploc Bag
WGKU	8oz wide jar upreserved	SP5T	120mL Coliform Na Thiosulfate	SP5U	120mL Coliform unpreserved	GN	General unpreserved
Other	Other						

F-DAL-C-003 rev.00 11-5-2012

Pace Analytical

Sample Condition Upon Receipt
Dallas

Client Name: Pace Kansas Project Work order:

Courier: FedEX ☒ UPS ☐ USPS ☐ Client ☐ Courier ☐ LSO ☐ PACE ☐ Other:
Tracking#: 6113 5277 9080 6113 5277 9090
Custody Seal on Cooler/Box: Yes ☒ No ☐ Seals Intact: Yes ☒ No ☐ NA ☐
Packing Material: Bubble Wrap ☒ Bubble Bags ☒ Foam ☐ None ☐ Other ☐
Thermometer Used: IR-01 Type of Ice: Wet ☐ Blue ☐ None ☒ Sample Received on ice, cooling process has begun ☐
Cooler Temp: 19.6°C (Temp should be above freezing to 6°C) water present
22.4°C

Chain of Custody Present	Yes ☒ No ☒ NA ☐ mm 8-4-14	1 Chain not sent will samples
Chain of Custody filled out	Yes ☒ No ☐ NA ☐	2
Chain of Custody relinquished	Yes ☒ No ☐ NA ☐	3
Sampler name & signature on COC	Yes ☒ No ☐ NA ☐	4
Sample received within HT	Yes ☒ No ☐ NA ☐	5
Short HT analyses (<72 hrs)	Yes ☐ No ☒ NA ☐	6
Rush TAT requested	Yes ☐ No ☒ NA ☐	7
Sufficient Volume received	Yes ☒ No ☐ NA ☐	8
Correct Container used Pace Container used	Yes ☒ No ☐ NA ☐ Yes ☒ No ☐ NA ☐	9
Container Intact	Yes ☒ No ☐ NA ☐	10
Unpreserved 5035A soil frozen within 48 hrs	Yes ☐ No ☐ NA ☒	11
Filtered volume received for Dissolved tests	Yes ☐ No ☐ NA ☒	12
Sample labels match COC Include date/time/ID/analyses Matrix: Water	Yes ☒ No ☐ NA ☐	13
All containers needing preservation have been checked	Yes ☒ No ☐ NA ☐	14a. Lot# of pH strip: 6403001 pH checked Yes ☒ No ☐ pH<2 ☒ pH>9 ☐ pH>12 ☐ Lot# of Iodine strip: Lot# of Lead Acetate strip:
Do containers require preservation at the lab	Yes ☐ No ☒ NA ☐	14b. Preservation: Lot#:
All containers needing preservation are found to be in Compliance with EPA recommendation Exception: VOA, coliform, O&G	Yes ☒ No ☐ NA ☐ Yes ☒ No ☐	14c.
Trip Blank present Trip Blank Custody Seals Intact Pace Trip Blank Lot# (if purchased):	Yes ☐ No ☒ NA ☐ Yes ☐ No ☐ NA ☒	15
Headspace in VOA (>6mm)	Yes ☐ No ☒ NA ☐	16
Project sampled in USDA Regulated Area:	Yes ☐ No ☐ NA ☒	17. List State

Client Notification/Resolution/Comments:

Person Contacted: Date:
Comments/Resolution:

Person Examining Contents: mm Date: 8-4-14

F-DAL-C001rev.02 022414

Sample Container Count

Pace Analytical™ www.pacelabs.com

COC PAGE ____ of ____
COC ID# _____

Pace Project # 7517664

Sample Line Item	BP2N	AG1U	VG9U	VG9H	BP2S	BP1U	BP2U	BG1H	AG1S	BP20	SP5T	WGFU	WGKU	DG9U		Comments
1																
2																
3																
4																
5																
6																
7																
8																
9														3		
10														3		
11														3		
12																

Container Codes

DG9H	40mL HCL amber voa vial	AF	Air Filter	BP1N	1 liter HNO3 plastic	DG9P	40mL TSP amber vial
AG1U	1liter unpreserved amber glass	AG1H	1 liter HCL amber glass	BP1S	1 liter H2SO4 plastic	DG9S	40mL H2SO4 amber vial
WGFU	4oz clear soil jar	AG1S	1 liter H2SO4 amber glass	BP1U	1 liter unpreserved plastic	DG9T	40mL Na Thio amber vial
R	terra core kit	AG1T	1 liter Na Thiosulfate amber gl	BP1Z	1 liter NaOH, Zn, Ac	DG9U	40mL unpreserved **amber** vial
BP2N	500mL HNO3 plastic	AG2N	500mL HNO3 amber glass	BP2A	500mL NaOH, Asc Acid plastic	I	Wipe/Swab
BP2U	500mL unpreserved plastic	AG2S	500mL H2SO4 amber glass	BP2O	500mL NaOH plastic	JGFU	4oz unpreserved amber wide
BP2S	500mL H2SO4 plastic	AG2U	500mL unpreserved amber gla	BP2Z	500mL NaOH, Zn Ac	U	Summa Can
BP3N	250mL HNO3 plastic	AG3U	250mL unpreserved amber gla	BP3A	250mL NaOh, Asc Acid plastic	VG9H	40mL HCL clear vial
BP3U	250mL unpreserved plastic	BG1H	1 liter HCL clear glass	BP3C	250mL NaOH plastic	VG9T	40mL Na Thio. clear vial
BP3S	250mL H2SO4 plastic	BG1S	1 liter H2SO4 clear glass	BP3Z	250mL NaOH, Zn Ac plastic	VG9U	40mL unpreserved **clear** vial
AG3S	250mL H2SO4 glass amber	BG1T	1 liter Na Thiosulfate clear gla	C	Air Cassettes	VSG	Headspace septa vial & HCL
AG1S	1 liter H2SO4 amber glass	BG1U	1 liter unpreserved glass	DG9B	40mL Na Bisulfate amber vial	WGFX	4oz wide jar w/hexane wipe
BP1U	1 liter unpreserved plastic	BP1A	1 liter NaOH, Asc Acid plastic	DG9M	40mL MeOH clear vial	ZPLC	Ziploc Bag
WGKU	8oz wide jar upreserved	SP5T	120mL Coliform Na Thiosulfate	SP5U	120mL Coliform unpreserved	GN	General unpreserved
Other	Other						

F-DAL-C-003 rev.00 11-5-2012

Sample Container Count

Pace Analytical™ www.pacelabs.com

COC PAGE ____ of ____
COC ID# _____

Pace Project # _____

Sample Line Item	BP2N	AG1U	VG9U	VG9H	BP2S	BP1U	BP2U	BG1H	AG1S	BP20	SP5T	WGFU	WGKU	DG9U		Comments
1																
2																
3														3		
4														3		
5														3		
6														3		
7																
8																
9																
10																
11																
12																

Container Codes

DG9H	40mL HCL amber voa vial	AF	Air Filter	BP1N	1 liter HNO3 plastic	DG9P	40mL TSP amber vial
AG1U	1liter unpreserved amber glass	AG1H	1 liter HCL amber glass	BP1S	1 liter H2SO4 plastic	DG9S	40mL H2SO4 amber vial
WGFU	4oz clear soil jar	AG1S	1 liter H2SO4 amber glass	BP1U	1 liter unpreserved plastic	DG9T	40mL Na Thio amber vial
R	terra core kit	AG1T	1 liter Na Thiosulfate amber gl	BP1Z	1 liter NaOH, Zn, Ac	DG9U	40mL unpreserved **amber** vial
BP2N	500mL HNO3 plastic	AG2N	500mL HNO3 amber glass	BP2A	500mL NaOH, Asc Acid plastic	I	Wipe/Swab
BP2U	500mL unpreserved plastic	AG2S	500mL H2SO4 amber glass	BP2O	500mL NaOH plastic	JGFU	4oz unpreserved amber wide
BP2S	500mL H2SO4 plastic	AG2U	500mL unpreserved amber gla	BP2Z	500mL NaOH, Zn Ac	U	Summa Can
BP3N	250mL HNO3 plastic	AG3U	250mL unpreserved amber gla	BP3A	250mL NaOh, Asc Acid plastic	VG9H	40mL HCL clear vial
BP3U	250mL unpreserved plastic	BG1H	1 liter HCL clear glass	BP3C	250mL NaOH plastic	VG9T	40mL Na Thio. clear vial
BP3S	250mL H2SO4 plastic	BG1S	1 liter H2SO4 clear glass	BP3Z	250mL NaOH, Zn Ac plastic	VG9U	40mL unpreserved **clear** vial
AG3S	250mL H2SO4 glass amber	BG1T	1 liter Na Thiosulfate clear gla	C	Air Cassettes	VSG	Headspace septa vial & HCL
AG1S	1 liter H2SO4 amber glass	BG1U	1 liter unpreserved glass	DG9B	40mL Na Bisulfate amber vial	WGFX	4oz wide jar w/hexane wipe
BP1U	1 liter unpreserved plastic	BP1A	1 liter NaOH, Asc Acid plastic	DG9M	40mL MeOH clear vial	ZPLC	Ziploc Bag
WGKU	8oz wide jar upreserved	SP5T	120mL Coliform Na Thiosulfate	SP5U	120mL Coliform unpreserved	GN	General unpreserved
Other	Other						

F-DAL-C-003 rev.00 11-5-2012

Pace Analytical Services, Inc.
9608 Loiret Blvd.
Lenexa, KS 66219
(913)599-5665

August 22, 2014

Wendy Stonestreet
Environ International Corporation
7500 College Blvd Ste 925
Overland Park, KS 66210

RE: Project: FORT SMITH, AR
Pace Project No.: 60174754

Dear Wendy Stonestreet:
Enclosed are the analytical results for sample(s) received by the laboratory on July 31, 2014. The results relate only to the samples included in this report. Results reported herein conform to the most current TNI standards and the laboratory's Quality Assurance Manual, where applicable, unless otherwise noted in the body of the report.

Amended report, REV-1 on 8/22/14, to create unique trip blank ID.

If you have any questions concerning this report, please feel free to contact me.

Sincerely,

Mary Jane Walls
maryjane.walls@pacelabs.com
PM Lab Management

Enclosures

cc: EDD, Environ_AR
Tamara Gleason, ENVIRON International Corporation

This report shall not be reproduced, except in full,
without the written consent of Pace Analytical Services, Inc..

Pace Analytical Services, Inc.
9608 Loiret Blvd.
Lenexa, KS 66219
(913)599-5665

CERTIFICATIONS

Project: FORT SMITH, AR
Pace Project No.: 60174754

Kansas Certification IDs
9608 Loiret Boulevard, Lenexa, KS 66219
WY STR Certification #: 2456.01
Arkansas Certification #: 13-012-0
Illinois Certification #: 003097
Iowa Certification #: 118
Kansas/NELAP Certification #: E-10116
Louisiana Certification #: 03055
Nevada Certification #: KS000212008A
Oklahoma Certification #: 9205/9935
Texas Certification #: T104704407
Utah Certification #: KS00021

Dallas Certification IDs:
400 West Bethany Dr Suite 190 75013 Allen TX 75013
Texas Certification #: T104704232-13-5
Kansas Certification #: E-10388
Arkansas Certification #: 88-0647
Oklahoma Certification #: 2012-080
Louisiana Certification #: 02007

This report shall not be reproduced, except in full,
without the written consent of Pace Analytical Services, Inc..

Pace Analytical Services, Inc.
9608 Loiret Blvd.
Lenexa, KS 66219
(913)599-5665

SAMPLE SUMMARY

Project: FORT SMITH, AR
Pace Project No.: 60174754

Lab ID	Sample ID	Matrix	Date Collected	Date Received
60174754001	**MW-22-201407**	Water	07/30/14 09:05	07/31/14 09:30
60174754002	**ITMW-2-201407**	Water	07/30/14 10:37	07/31/14 09:30
60174754003	**ITMW-1-201407**	Water	07/30/14 12:48	07/31/14 09:30
60174754004	**DUP-5-201407**	Water	07/30/14 12:48	07/31/14 09:30
60174754005	**ITMW-17-201407**	Water	07/30/14 15:11	07/31/14 09:30
60174754006	**ITMW-13-201407**	Water	07/30/14 13:05	07/31/14 09:30
60174754007	**MW-26-201407**	Water	07/30/14 10:56	07/31/14 09:30
60174754008	**ITMW-20-201407**	Water	07/30/14 13:00	07/31/14 09:30
60174754009	**ITMW-9-201407**	Water	07/30/14 14:45	07/31/14 09:30
60174754010	**DUP-6-201407**	Water	07/30/14 14:45	07/31/14 09:30
60174754011	**ITMW-10-201407**	Water	07/30/14 14:10	07/31/14 09:30
60174754012	**ITMW-7-201407**	Water	07/30/14 15:10	07/31/14 09:30
60174754013	**ITMW-6-201407**	Water	07/30/14 11:30	07/31/14 09:30
60174754014	**MW-35R-201407**	Water	07/30/14 11:30	07/31/14 09:30
60174754015	**MW-31-201407**	Water	07/30/14 08:45	07/31/14 09:30
60174754016	**MW-27-201407**	Water	07/30/14 11:55	07/31/14 09:30
60174754017	**MW-29-201407**	Water	07/30/14 12:00	07/31/14 09:30
60174754018	**ITMW-14-201407**	Water	07/30/14 11:20	07/31/14 09:30
60174754019	**ITMW-15-201407**	Water	07/30/14 16:00	07/31/14 09:30
60174754020	**DUP-4-201407**	Water	07/30/14 16:00	07/31/14 09:30
60174754021	**MW-41-201407**	Water	07/30/14 09:00	07/31/14 09:30
60174754022	**IW-80-201407**	Water	07/30/14 09:35	07/31/14 09:30
60174754023	**MW-65-201407**	Water	07/30/14 09:30	07/31/14 09:30
60174754024	**ITMW-21-201407**	Water	07/30/14 15:50	07/31/14 09:30
60174754025	**DUP-3-201407**	Water	07/30/14 15:50	07/31/14 09:30
60174754026	**DUP-2-201407**	Water	07/30/14 09:00	07/31/14 09:30
60174754027	**ITMW-16-201407**	Water	07/30/14 16:20	07/31/14 09:30
60174754028	**DUP-1-201407**	Water	07/30/14 08:35	07/31/14 09:30
60174754029	**MW-28-201407**	Water	07/30/14 13:55	07/31/14 09:30
60174754030	**TB6-20140730**	Water	07/30/14 08:00	07/31/14 09:30
60174754031	**TB7-20140730**	Water	07/30/14 08:00	07/31/14 09:30
60174754032	**TB8-20140730**	Water	07/30/14 08:00	07/31/14 09:30
60174754033	**TB4-20140730**	Water	07/30/14 08:00	07/31/14 09:30
60174754034	**TB5-20140730**	Water	07/30/14 08:00	07/31/14 09:30
60174754035	**TB9-20140730**	Water	07/30/14 08:00	07/31/14 09:30
60174754036	**ITMW-4-201407**	Water	07/30/14 17:15	07/31/14 09:30
60174754037	**EB-1-201407**	Water	07/30/14 17:20	07/31/14 09:30

This report shall not be reproduced, except in full,
without the written consent of Pace Analytical Services, Inc..

Pace Analytical Services, Inc.
9608 Loiret Blvd.
Lenexa, KS 66219
(913)599-5665

SAMPLE SUMMARY

Project: FORT SMITH, AR
Pace Project No.: 60174754

Lab ID	Sample ID	Matrix	Date Collected	Date Received
60174754038	**EB-3-201407**	Water	07/30/14 17:35	07/31/14 09:30
60174754039	**EB-2-201407**	Water	07/30/14 17:25	07/31/14 09:30

This report shall not be reproduced, except in full,
without the written consent of Pace Analytical Services, Inc..

Pace Analytical Services, Inc.
9608 Loiret Blvd.
Lenexa, KS 66219
(913)599-5665

SAMPLE ANALYTE COUNT

Project: FORT SMITH, AR
Pace Project No.: 60174754

Lab ID	Sample ID	Method	Analysts	Analytes Reported	Laboratory
60174754001	**MW-22-201407**	EPA 8015 - Alcohol	TA	1	PASI-D
		EPA 6010	SMW	2	PASI-K
		EPA 5030B/8260	PRG	38	PASI-K
		SM 2320B	CRT	3	PASI-K
		SM 3500-Fe B#4	TJG	1	PASI-K
		SM 4500-H+B	TJG	1	PASI-K
		SM 4500-S-2 D	JMC1	1	PASI-K
		EPA 300.0	OL	2	PASI-K
		EPA 350.1	AJM	1	PASI-K
		EPA 353.2	AJM	3	PASI-K
		SM 4500-CO2 D	TJG	1	PASI-K
		SM 5310C	JMC1	1	PASI-K
		SM 4500-P E	BAF	1	PASI-D
60174754002	**ITMW-2-201407**	EPA 8015 - Alcohol	TA	1	PASI-D
		EPA 6010	SMW	2	PASI-K
		EPA 5030B/8260	PRG	38	PASI-K
		SM 2320B	CRT	3	PASI-K
		SM 3500-Fe B#4	TJG	1	PASI-K
		SM 4500-H+B	TJG	1	PASI-K
		SM 4500-S-2 D	JMC1	1	PASI-K
		EPA 300.0	OL	2	PASI-K
		EPA 350.1	AJM	1	PASI-K
		EPA 353.2	AJM	3	PASI-K
		SM 4500-CO2 D	TJG	1	PASI-K
		SM 5310C	JMC1	1	PASI-K
		SM 4500-P E	BAF	1	PASI-D
60174754003	**ITMW-1-201407**	EPA 8015 - Alcohol	TA	1	PASI-D
		EPA 6010	SMW	2	PASI-K
		EPA 5030B/8260	PRG	38	PASI-K
		SM 2320B	CRT	3	PASI-K
		SM 3500-Fe B#4	TJG	1	PASI-K
		SM 4500-H+B	TJG	1	PASI-K
		SM 4500-S-2 D	JMC1	1	PASI-K
		EPA 300.0	OL	2	PASI-K
		EPA 350.1	AJM	1	PASI-K
		EPA 353.2	AJM	3	PASI-K
		SM 4500-CO2 D	TJG	1	PASI-K

This report shall not be reproduced, except in full,
without the written consent of Pace Analytical Services, Inc..

Pace Analytical Services, Inc.
9608 Loiret Blvd.
Lenexa, KS 66219
(913)599-5665

SAMPLE ANALYTE COUNT

Project: FORT SMITH, AR
Pace Project No.: 60174754

Lab ID	Sample ID	Method	Analysts	Analytes Reported	Laboratory
		SM 5310C	JMC1	1	PASI-K
		SM 4500-P E	BAF	1	PASI-D
60174754004	**DUP-5-201407**	EPA 5030B/8260	PRG	38	PASI-K
60174754005	**ITMW-17-201407**	EPA 8015 - Alcohol	TA	1	PASI-D
		EPA 6010	SMW	2	PASI-K
		EPA 5030B/8260	PRG	38	PASI-K
		SM 2320B	CRT	3	PASI-K
		SM 3500-Fe B#4	TJG	1	PASI-K
		SM 4500-H+B	TJG	1	PASI-K
		SM 4500-S-2 D	JMC1	1	PASI-K
		EPA 300.0	OL	2	PASI-K
		EPA 350.1	AJM	1	PASI-K
		EPA 353.2	AJM	3	PASI-K
		SM 4500-CO2 D	TJG	1	PASI-K
		SM 5310C	JMC1	1	PASI-K
		SM 4500-P E	BAF	1	PASI-D
60174754006	**ITMW-13-201407**	EPA 8015 - Alcohol	TA	1	PASI-D
		EPA 6010	SMW	2	PASI-K
		EPA 5030B/8260	PRG	38	PASI-K
		SM 2320B	CRT	3	PASI-K
		SM 3500-Fe B#4	TJG	1	PASI-K
		SM 4500-H+B	TJG	1	PASI-K
		SM 4500-S-2 D	JMC1	1	PASI-K
		EPA 300.0	OL	2	PASI-K
		EPA 350.1	AJM	1	PASI-K
		EPA 353.2	AJM	3	PASI-K
		SM 4500-CO2 D	TJG	1	PASI-K
		SM 5310C	JMC1	1	PASI-K
		SM 4500-P E	BAF	1	PASI-D
60174754007	**MW-26-201407**	EPA 8015 - Alcohol	TA	1	PASI-D
		EPA 6010	SMW	2	PASI-K
		EPA 5030B/8260	PRG	38	PASI-K
		SM 2320B	CRT	3	PASI-K
		SM 3500-Fe B#4	TJG	1	PASI-K
		SM 4500-H+B	TJG	1	PASI-K
		SM 4500-S-2 D	JMC1	1	PASI-K
		EPA 300.0	OL	2	PASI-K

This report shall not be reproduced, except in full,
without the written consent of Pace Analytical Services, Inc..

Pace Analytical Services, Inc.
9608 Loiret Blvd.
Lenexa, KS 66219
(913)599-5665

SAMPLE ANALYTE COUNT

Project: FORT SMITH, AR
Pace Project No.: 60174754

Lab ID	Sample ID	Method	Analysts	Analytes Reported	Laboratory
		EPA 350.1	AJM	1	PASI-K
		EPA 353.2	AJM	3	PASI-K
		SM 4500-CO2 D	TJG	1	PASI-K
		SM 5310C	JMC1	1	PASI-K
		SM 4500-P E	BAF	1	PASI-D
60174754008	**ITMW-20-201407**	EPA 8015 - Alcohol	TA	1	PASI-D
		EPA 6010	SMW	2	PASI-K
		EPA 5030B/8260	PRG	38	PASI-K
		SM 2320B	CRT	3	PASI-K
		SM 3500-Fe B#4	TJG	1	PASI-K
		SM 4500-H+B	TJG	1	PASI-K
		SM 4500-S-2 D	JMC1	1	PASI-K
		EPA 300.0	OL	2	PASI-K
		EPA 350.1	AJM	1	PASI-K
		EPA 353.2	AJM	3	PASI-K
		SM 4500-CO2 D	TJG	1	PASI-K
		SM 5310C	JMC1	1	PASI-K
		SM 4500-P E	BAF	1	PASI-D
60174754009	**ITMW-9-201407**	EPA 8015 - Alcohol	TA	1	PASI-D
		EPA 6010	SMW	2	PASI-K
		EPA 5030B/8260	PRG	38	PASI-K
		SM 2320B	CRT	3	PASI-K
		SM 3500-Fe B#4	TJG	1	PASI-K
		SM 4500-H+B	TJG	1	PASI-K
		SM 4500-S-2 D	JMC1	1	PASI-K
		EPA 300.0	OL	2	PASI-K
		EPA 350.1	AJM	1	PASI-K
		EPA 353.2	AJM	3	PASI-K
		SM 4500-CO2 D	TJG	1	PASI-K
		SM 5310C	JMC1	1	PASI-K
		SM 4500-P E	BAF	1	PASI-D
60174754010	**DUP-6-201407**	EPA 5030B/8260	PRG	38	PASI-K
60174754011	**ITMW-10-201407**	EPA 8015 - Alcohol	TA	1	PASI-D
		EPA 6010	SMW	2	PASI-K
		EPA 5030B/8260	PRG	38	PASI-K
		SM 2320B	CRT	3	PASI-K
		SM 3500-Fe B#4	TJG	1	PASI-K

This report shall not be reproduced, except in full,
without the written consent of Pace Analytical Services, Inc..

Pace Analytical Services, Inc.
9608 Loiret Blvd.
Lenexa, KS 66219
(913)599-5665

SAMPLE ANALYTE COUNT

Project: FORT SMITH, AR
Pace Project No.: 60174754

Lab ID	Sample ID	Method	Analysts	Analytes Reported	Laboratory
		SM 4500-H+B	TJG	1	PASI-K
		SM 4500-S-2 D	JMC1	1	PASI-K
		EPA 300.0	OL	2	PASI-K
		EPA 350.1	AJM	1	PASI-K
		EPA 353.2	AJM	3	PASI-K
		SM 4500-CO2 D	TJG	1	PASI-K
		SM 5310C	JMC1	1	PASI-K
		SM 4500-P E	BAF	1	PASI-D
60174754012	**ITMW-7-201407**	EPA 8015 - Alcohol	TA	1	PASI-D
		EPA 6010	SMW	2	PASI-K
		EPA 5030B/8260	PRG	38	PASI-K
		SM 2320B	CRT	3	PASI-K
		SM 3500-Fe B#4	TJG	1	PASI-K
		SM 4500-H+B	TJG	1	PASI-K
		SM 4500-S-2 D	JMC1	1	PASI-K
		EPA 300.0	OL	2	PASI-K
		EPA 350.1	AJM	1	PASI-K
		EPA 353.2	AJM	3	PASI-K
		SM 4500-CO2 D	TJG	1	PASI-K
		SM 5310C	JMC1	1	PASI-K
		SM 4500-P E	BAF	1	PASI-D
60174754013	**ITMW-6-201407**	EPA 8015 - Alcohol	TA	1	PASI-D
		EPA 6010	SMW	2	PASI-K
		EPA 5030B/8260	PRG	38	PASI-K
		SM 2320B	CRT	3	PASI-K
		SM 3500-Fe B#4	TJG	1	PASI-K
		SM 4500-H+B	TJG	1	PASI-K
		SM 4500-S-2 D	JMC1	1	PASI-K
		EPA 300.0	OL	2	PASI-K
		EPA 350.1	AJM	1	PASI-K
		EPA 353.2	AJM	3	PASI-K
		SM 4500-CO2 D	TJG	1	PASI-K
		SM 5310C	JMC1	1	PASI-K
		SM 4500-P E	BAF	1	PASI-D
60174754014	**MW-35R-201407**	EPA 8015 - Alcohol	TA	1	PASI-D
		EPA 6010	SMW	2	PASI-K
		EPA 5030B/8260	PRG	38	PASI-K

This report shall not be reproduced, except in full,
without the written consent of Pace Analytical Services, Inc..

Pace Analytical Services, Inc.
9608 Loiret Blvd.
Lenexa, KS 66219
(913)599-5665

SAMPLE ANALYTE COUNT

Project: FORT SMITH, AR
Pace Project No.: 60174754

Lab ID	Sample ID	Method	Analysts	Analytes Reported	Laboratory
		SM 2320B	CRT	3	PASI-K
		SM 3500-Fe B#4	TJG	1	PASI-K
		SM 4500-H+B	TJG	1	PASI-K
		SM 4500-S-2 D	JMC1	1	PASI-K
		EPA 300.0	OL	2	PASI-K
		EPA 350.1	AJM	1	PASI-K
		EPA 353.2	AJM	3	PASI-K
		SM 4500-CO2 D	TJG	1	PASI-K
		SM 5310C	JMC1	1	PASI-K
		SM 4500-P E	BAF	1	PASI-D
60174754015	**MW-31-201407**	EPA 8015 - Alcohol	TA	1	PASI-D
		EPA 6010	SMW	2	PASI-K
		EPA 5030B/8260	PRG	38	PASI-K
		SM 2320B	CRT	3	PASI-K
		SM 3500-Fe B#4	TJG	1	PASI-K
		SM 4500-H+B	TJG	1	PASI-K
		SM 4500-S-2 D	JMC1	1	PASI-K
		EPA 300.0	OL	2	PASI-K
		EPA 350.1	AJM	1	PASI-K
		EPA 353.2	AJM	3	PASI-K
		SM 4500-CO2 D	TJG	1	PASI-K
		SM 5310C	JMC1	1	PASI-K
		SM 4500-P E	BAF	1	PASI-D
60174754016	**MW-27-201407**	EPA 8015 - Alcohol	TA	1	PASI-D
		EPA 6010	SMW	2	PASI-K
		EPA 5030B/8260	PRG	38	PASI-K
		SM 2320B	CRT	3	PASI-K
		SM 3500-Fe B#4	TJG	1	PASI-K
		SM 4500-H+B	TJG	1	PASI-K
		SM 4500-S-2 D	JMC1	1	PASI-K
		EPA 300.0	OL	2	PASI-K
		EPA 353.2	AJM	3	PASI-K
		SM 4500-NH3 D	BAF	1	PASI-D
		SM 4500-CO2 D	TJG	1	PASI-K
		SM 5310C	MRU	1	PASI-D
		SM 4500-P E	BAF	1	PASI-D
60174754017	**MW-29-201407**	EPA 8015 - Alcohol	TA	1	PASI-D

This report shall not be reproduced, except in full,
without the written consent of Pace Analytical Services, Inc..

Pace Analytical Services, Inc.
9608 Loiret Blvd.
Lenexa, KS 66219
(913)599-5665

SAMPLE ANALYTE COUNT

Project: FORT SMITH, AR
Pace Project No.: 60174754

Lab ID	Sample ID	Method	Analysts	Analytes Reported	Laboratory
		EPA 6010	SMW	2	PASI-K
		EPA 5030B/8260	PRG	38	PASI-K
		SM 2320B	CRT	3	PASI-K
		SM 3500-Fe B#4	TJG	1	PASI-K
		SM 4500-H+B	TJG	1	PASI-K
		SM 4500-S-2 D	JMC1	1	PASI-K
		EPA 300.0	OL	2	PASI-K
		EPA 350.1	AJM	1	PASI-K
		EPA 353.2	AJM	3	PASI-K
		SM 4500-CO2 D	TJG	1	PASI-K
		SM 5310C	JMC1	1	PASI-K
		SM 4500-P E	BAF	1	PASI-D
60174754018	**ITMW-14-201407**	EPA 8015 - Alcohol	TA	1	PASI-D
		EPA 6010	SMW	2	PASI-K
		EPA 5030B/8260	PRG	38	PASI-K
		SM 2320B	CRT	3	PASI-K
		SM 3500-Fe B#4	TJG	1	PASI-K
		SM 4500-H+B	TJG	1	PASI-K
		SM 4500-S-2 D	JMC1	1	PASI-K
		EPA 300.0	OL	2	PASI-K
		EPA 350.1	AJM	1	PASI-K
		EPA 353.2	AJM	3	PASI-K
		SM 4500-CO2 D	TJG	1	PASI-K
		SM 5310C	JMC1	1	PASI-K
		SM 4500-P E	BAF	1	PASI-D
60174754019	**ITMW-15-201407**	EPA 8015 - Alcohol	TA	1	PASI-D
		EPA 6010	SMW	2	PASI-K
		EPA 5030B/8260	PRG	38	PASI-K
		SM 2320B	CRT	3	PASI-K
		SM 3500-Fe B#4	TJG	1	PASI-K
		SM 4500-H+B	TJG	1	PASI-K
		SM 4500-S-2 D	JMC1	1	PASI-K
		EPA 300.0	OL	2	PASI-K
		EPA 350.1	AJM	1	PASI-K
		EPA 353.2	AJM	3	PASI-K
		SM 4500-CO2 D	TJG	1	PASI-K
		SM 5310C	JMC1	1	PASI-K

This report shall not be reproduced, except in full,
without the written consent of Pace Analytical Services, Inc..

Pace Analytical Services, Inc.
9608 Loiret Blvd.
Lenexa, KS 66219
(913)599-5665

SAMPLE ANALYTE COUNT

Project: FORT SMITH, AR
Pace Project No.: 60174754

Lab ID	Sample ID	Method	Analysts	Analytes Reported	Laboratory
		SM 4500-P E	BAF	1	PASI-D
60174754020	**DUP-4-201407**	EPA 5030B/8260	PRG	38	PASI-K
60174754021	**MW-41-201407**	EPA 8015 - Alcohol	TA	1	PASI-D
		EPA 6010	SMW	2	PASI-K
		EPA 5030B/8260	PRG	38	PASI-K
		SM 2320B	CRT	3	PASI-K
		SM 3500-Fe B#4	TJG	1	PASI-K
		SM 4500-H+B	TJG	1	PASI-K
		SM 4500-S-2 D	JMC1	1	PASI-K
		EPA 300.0	OL	2	PASI-K
		EPA 350.1	AJM	1	PASI-K
		EPA 353.2	AJM	3	PASI-K
		SM 4500-CO2 D	TJG	1	PASI-K
		SM 5310C	JMC1	1	PASI-K
		SM 4500-P E	BAF	1	PASI-D
60174754022	**IW-80-201407**	EPA 8015 - Alcohol	TA	1	PASI-D
		EPA 6010	SMW	2	PASI-K
		EPA 5030B/8260	PRG	38	PASI-K
		SM 2320B	CRT	3	PASI-K
		SM 3500-Fe B#4	TJG	1	PASI-K
		SM 4500-H+B	TJG	1	PASI-K
		SM 4500-S-2 D	JMC1	1	PASI-K
		EPA 300.0	OL	2	PASI-K
		EPA 350.1	AJM	1	PASI-K
		EPA 353.2	AJM	3	PASI-K
		SM 4500-CO2 D	TJG	1	PASI-K
		SM 5310C	JMC1	1	PASI-K
		SM 4500-P E	BAF	1	PASI-D
60174754023	**MW-65-201407**	EPA 8015 - Alcohol	TA	1	PASI-D
		EPA 6010	SMW	2	PASI-K
		EPA 5030B/8260	PRG	38	PASI-K
		SM 2320B	CRT	3	PASI-K
		SM 3500-Fe B#4	TJG	1	PASI-K
		SM 4500-H+B	TJG	1	PASI-K
		SM 4500-S-2 D	JMC1	1	PASI-K
		EPA 300.0	OL	2	PASI-K
		EPA 350.1	AJM	1	PASI-K

This report shall not be reproduced, except in full,
without the written consent of Pace Analytical Services, Inc..

Pace Analytical Services, Inc.
9608 Loiret Blvd.
Lenexa, KS 66219
(913)599-5665

SAMPLE ANALYTE COUNT

Project: FORT SMITH, AR
Pace Project No.: 60174754

Lab ID	Sample ID	Method	Analysts	Analytes Reported	Laboratory
		EPA 353.2	AJM	3	PASI-K
		SM 4500-CO2 D	TJG	1	PASI-K
		SM 5310C	JMC1	1	PASI-K
		SM 4500-P E	BAF	1	PASI-D
60174754024	**ITMW-21-201407**	EPA 8015 - Alcohol	TA	1	PASI-D
		EPA 6010	SMW	2	PASI-K
		EPA 5030B/8260	PRG	38	PASI-K
		SM 2320B	CRT	3	PASI-K
		SM 3500-Fe B#4	TJG	1	PASI-K
		SM 4500-H+B	TJG	1	PASI-K
		SM 4500-S-2 D	JMC1	1	PASI-K
		EPA 300.0	OL	2	PASI-K
		EPA 350.1	AJM	1	PASI-K
		EPA 353.2	AJM	3	PASI-K
		SM 4500-CO2 D	TJG	1	PASI-K
		SM 5310C	JMC1	1	PASI-K
		SM 4500-P E	BAF	1	PASI-D
60174754025	**DUP-3-201407**	EPA 5030B/8260	PRG	38	PASI-K
60174754026	**DUP-2-201407**	EPA 5030B/8260	PRG	38	PASI-K
60174754027	**ITMW-16-201407**	EPA 8015 - Alcohol	TA	1	PASI-D
		EPA 6010	SMW	2	PASI-K
		EPA 5030B/8260	PRG	38	PASI-K
		SM 2320B	CRT	3	PASI-K
		SM 3500-Fe B#4	TJG	1	PASI-K
		SM 4500-H+B	TJG	1	PASI-K
		SM 4500-S-2 D	JMC1	1	PASI-K
		EPA 300.0	OL	2	PASI-K
		EPA 350.1	AJM	1	PASI-K
		EPA 353.2	AJM	3	PASI-K
		SM 4500-CO2 D	TJG	1	PASI-K
		SM 5310C	JMC1	1	PASI-K
		SM 4500-P E	BAF	1	PASI-D
60174754028	**DUP-1-201407**	EPA 5030B/8260	PRG	38	PASI-K
60174754029	**MW-28-201407**	EPA 8015 - Alcohol	TA	1	PASI-D
		EPA 6010	SMW	2	PASI-K
		EPA 5030B/8260	PRG	38	PASI-K
		SM 2320B	CRT	3	PASI-K

This report shall not be reproduced, except in full,
without the written consent of Pace Analytical Services, Inc..

Pace Analytical Services, Inc.
9608 Loiret Blvd.
Lenexa, KS 66219
(913)599-5665

SAMPLE ANALYTE COUNT

Project: FORT SMITH, AR
Pace Project No.: 60174754

Lab ID	Sample ID	Method	Analysts	Analytes Reported	Laboratory
		SM 3500-Fe B#4	TJG	1	PASI-K
		SM 4500-H+B	TJG	1	PASI-K
		SM 4500-S-2 D	JMC1	1	PASI-K
		EPA 300.0	OL	2	PASI-K
		EPA 350.1	AJM	1	PASI-K
		EPA 353.2	AJM	3	PASI-K
		SM 4500-CO2 D	TJG	1	PASI-K
		SM 5310C	JMC1	1	PASI-K
		SM 4500-P E	BAF	1	PASI-D
60174754030	**TB6-20140730**	EPA 5030B/8260	PRG	38	PASI-K
60174754031	**TB7-20140730**	EPA 5030B/8260	PRG	38	PASI-K
60174754032	**TB8-20140730**	EPA 5030B/8260	PRG	38	PASI-K
60174754033	**TB4-20140730**	EPA 5030B/8260	PRG	38	PASI-K
60174754034	**TB5-20140730**	EPA 5030B/8260	PRG	38	PASI-K
60174754035	**TB9-20140730**	EPA 5030B/8260	PRG	38	PASI-K
60174754036	**ITMW-4-201407**	EPA 8015 - Alcohol	TA	1	PASI-D
		EPA 6010	SMW	2	PASI-K
		EPA 5030B/8260	PRG	38	PASI-K
		SM 2320B	CRT	3	PASI-K
		SM 3500-Fe B#4	TJG	1	PASI-K
		SM 4500-H+B	TJG	1	PASI-K
		SM 4500-S-2 D	JMC1	1	PASI-K
		EPA 300.0	OL	2	PASI-K
		EPA 350.1	AJM	1	PASI-K
		EPA 353.2	AJM	3	PASI-K
		SM 4500-CO2 D	TJG	1	PASI-K
		SM 5310C	JMC1	1	PASI-K
		SM 4500-P E	BAF	1	PASI-D
60174754037	**EB-1-201407**	EPA 5030B/8260	PRG	38	PASI-K
60174754038	**EB-3-201407**	EPA 5030B/8260	PRG	38	PASI-K
60174754039	**EB-2-201407**	EPA 5030B/8260	PRG	38	PASI-K

This report shall not be reproduced, except in full,
without the written consent of Pace Analytical Services, Inc..

Pace Analytical Services, Inc.
9608 Loiret Blvd.
Lenexa, KS 66219
(913)599-5665

PROJECT NARRATIVE

Project: FORT SMITH, AR
Pace Project No.: 60174754

Method: **EPA 8015 - Alcohol**
Description: Alcohol by Direct Inject GCFID
Client: Environ_AR
Date: August 22, 2014

General Information:
24 samples were analyzed for EPA 8015 - Alcohol. All samples were received in acceptable condition with any exceptions noted below.

Hold Time:
The samples were analyzed within the method required hold times with any exceptions noted below.

Initial Calibrations (including MS Tune as applicable):
All criteria were within method requirements with any exceptions noted below.

Continuing Calibration:
All criteria were within method requirements with any exceptions noted below.

Surrogates:
All surrogates were within QC limits with any exceptions noted below.

Method Blank:
All analytes were below the report limit in the method blank, where applicable, with any exceptions noted below.

Laboratory Control Spike:
All laboratory control spike compounds were within QC limits with any exceptions noted below.

Matrix Spikes:
All percent recoveries and relative percent differences (RPDs) were within acceptance criteria with any exceptions noted below.

Additional Comments:

Workorder Comments:

The containers for total phosphorus and chloroethanol were received at the lab outside of EPA recommended temperature specification due to a weather related delivery failure.

This report shall not be reproduced, except in full,
without the written consent of Pace Analytical Services, Inc..

Pace Analytical Services, Inc.
9608 Loiret Blvd.
Lenexa, KS 66219
(913)599-5665

PROJECT NARRATIVE

Project: FORT SMITH, AR
Pace Project No.: 60174754

Method: **EPA 6010**
Description: 6010 MET ICP
Client: Environ_AR
Date: August 22, 2014

General Information:
24 samples were analyzed for EPA 6010. All samples were received in acceptable condition with any exceptions noted below.

Hold Time:
The samples were analyzed within the method required hold times with any exceptions noted below.

Sample Preparation:
The samples were prepared in accordance with EPA 3010 with any exceptions noted below.

Initial Calibrations (including MS Tune as applicable):
All criteria were within method requirements with any exceptions noted below.

Continuing Calibration:
All criteria were within method requirements with any exceptions noted below.

Method Blank:
All analytes were below the report limit in the method blank, where applicable, with any exceptions noted below.

Laboratory Control Spike:
All laboratory control spike compounds were within QC limits with any exceptions noted below.

Matrix Spikes:
All percent recoveries and relative percent differences (RPDs) were within acceptance criteria with any exceptions noted below.

Additional Comments:

Workorder Comments:

The containers for total phosphorus and chloroethanol were received at the lab outside of EPA recommended temperature specification due to a weather related delivery failure.

This report shall not be reproduced, except in full,
without the written consent of Pace Analytical Services, Inc..

Pace Analytical Services, Inc.
9608 Loiret Blvd.
Lenexa, KS 66219
(913)599-5665

PROJECT NARRATIVE

Project: FORT SMITH, AR
Pace Project No.: 60174754

Method: **EPA 5030B/8260**
Description: 8260 MSV
Client: Environ_AR
Date: August 22, 2014

General Information:
39 samples were analyzed for EPA 5030B/8260. All samples were received in acceptable condition with any exceptions noted below.

Hold Time:
The samples were analyzed within the method required hold times with any exceptions noted below.

Initial Calibrations (including MS Tune as applicable):
All criteria were within method requirements with any exceptions noted below.

Continuing Calibration:
All criteria were within method requirements with any exceptions noted below.

Internal Standards:
All internal standards were within QC limits with any exceptions noted below.

Surrogates:
All surrogates were within QC limits with any exceptions noted below.

Method Blank:
All analytes were below the report limit in the method blank, where applicable, with any exceptions noted below.

Laboratory Control Spike:
All laboratory control spike compounds were within QC limits with any exceptions noted below.

Matrix Spikes:
All percent recoveries and relative percent differences (RPDs) were within acceptance criteria with any exceptions noted below.

QC Batch: MSV/63346
A matrix spike/matrix spike duplicate was not performed due to insufficient sample volume.

QC Batch: MSV/63355
A matrix spike/matrix spike duplicate was not performed due to insufficient sample volume.

QC Batch: MSV/63362
A matrix spike/matrix spike duplicate was not performed due to insufficient sample volume.

QC Batch: MSV/63363
A matrix spike/matrix spike duplicate was not performed due to insufficient sample volume.

QC Batch: MSV/63379
A matrix spike/matrix spike duplicate was not performed due to insufficient sample volume.

Additional Comments:

This report shall not be reproduced, except in full,
without the written consent of Pace Analytical Services, Inc..

Pace Analytical Services, Inc.
9608 Loiret Blvd.
Lenexa, KS 66219
(913)599-5665

PROJECT NARRATIVE

Project: FORT SMITH, AR
Pace Project No.: 60174754

Method: **EPA 5030B/8260**
Description: 8260 MSV
Client: Environ_AR
Date: August 22, 2014

Workorder Comments:

The containers for total phosphorus and chloroethanol were received at the lab outside of EPA recommended temperature specification due to a weather related delivery failure.

This report shall not be reproduced, except in full,
without the written consent of Pace Analytical Services, Inc..

Pace Analytical Services, Inc.
9608 Loiret Blvd.
Lenexa, KS 66219
(913)599-5665

PROJECT NARRATIVE

Project: FORT SMITH, AR
Pace Project No.: 60174754

Method: **SM 2320B**
Description: 2320B Alkalinity
Client: Environ_AR
Date: August 22, 2014

General Information:
24 samples were analyzed for SM 2320B. All samples were received in acceptable condition with any exceptions noted below.

Hold Time:
The samples were analyzed within the method required hold times with any exceptions noted below.

Method Blank:
All analytes were below the report limit in the method blank, where applicable, with any exceptions noted below.

Laboratory Control Spike:
All laboratory control spike compounds were within QC limits with any exceptions noted below.

Matrix Spikes:
All percent recoveries and relative percent differences (RPDs) were within acceptance criteria with any exceptions noted below.

Duplicate Sample:
All duplicate sample results were within method acceptance criteria with any exceptions noted below.

Additional Comments:

Workorder Comments:

The containers for total phosphorus and chloroethanol were received at the lab outside of EPA recommended temperature specification due to a weather related delivery failure.

This report shall not be reproduced, except in full,
without the written consent of Pace Analytical Services, Inc..

Pace Analytical Services, Inc.
9608 Loiret Blvd.
Lenexa, KS 66219
(913)599-5665

PROJECT NARRATIVE

Project: FORT SMITH, AR
Pace Project No.: 60174754

Method: **SM 3500-Fe B#4**
Description: Iron, Ferric (Calculation)
Client: Environ_AR
Date: August 22, 2014

General Information:
24 samples were analyzed for SM 3500-Fe B#4. All samples were received in acceptable condition with any exceptions noted below.

Hold Time:
The samples were analyzed within the method required hold times with any exceptions noted below.

Method Blank:
All analytes were below the report limit in the method blank, where applicable, with any exceptions noted below.

Laboratory Control Spike:
All laboratory control spike compounds were within QC limits with any exceptions noted below.

Matrix Spikes:
All percent recoveries and relative percent differences (RPDs) were within acceptance criteria with any exceptions noted below.

Additional Comments:

Workorder Comments:

The containers for total phosphorus and chloroethanol were received at the lab outside of EPA recommended temperature specification due to a weather related delivery failure.

This report shall not be reproduced, except in full,
without the written consent of Pace Analytical Services, Inc..

Pace Analytical Services, Inc.
9608 Loiret Blvd.
Lenexa, KS 66219
(913)599-5665

PROJECT NARRATIVE

Project: FORT SMITH, AR
Pace Project No.: 60174754

Method: **SM 4500-H+B**
Description: 4500H+ pH, Electrometric
Client: Environ_AR
Date: August 22, 2014

General Information:
24 samples were analyzed for SM 4500-H+B. All samples were received in acceptable condition with any exceptions noted below.

Hold Time:
The samples were analyzed within the method required hold times with any exceptions noted below.

H6: Analysis initiated outside of the 15 minute EPA recommended holding time.
- ITMW-1-201407 (Lab ID: 60174754003)
- ITMW-10-201407 (Lab ID: 60174754011)
- ITMW-13-201407 (Lab ID: 60174754006)
- ITMW-14-201407 (Lab ID: 60174754018)
- ITMW-15-201407 (Lab ID: 60174754019)
- ITMW-16-201407 (Lab ID: 60174754027)
- ITMW-17-201407 (Lab ID: 60174754005)
- ITMW-2-201407 (Lab ID: 60174754002)
- ITMW-20-201407 (Lab ID: 60174754008)
- ITMW-21-201407 (Lab ID: 60174754024)
- ITMW-4-201407 (Lab ID: 60174754036)
- ITMW-6-201407 (Lab ID: 60174754013)
- ITMW-7-201407 (Lab ID: 60174754012)
- ITMW-9-201407 (Lab ID: 60174754009)
- IW-80-201407 (Lab ID: 60174754022)
- MW-22-201407 (Lab ID: 60174754001)
- MW-26-201407 (Lab ID: 60174754007)
- MW-27-201407 (Lab ID: 60174754016)
- MW-28-201407 (Lab ID: 60174754029)
- MW-29-201407 (Lab ID: 60174754017)
- MW-31-201407 (Lab ID: 60174754015)
- MW-35R-201407 (Lab ID: 60174754014)
- MW-41-201407 (Lab ID: 60174754021)
- MW-65-201407 (Lab ID: 60174754023)

Method Blank:
All analytes were below the report limit in the method blank, where applicable, with any exceptions noted below.

Laboratory Control Spike:
All laboratory control spike compounds were within QC limits with any exceptions noted below.

Matrix Spikes:
All percent recoveries and relative percent differences (RPDs) were within acceptance criteria with any exceptions noted below.

Additional Comments:

Workorder Comments:

The containers for total phosphorus and chloroethanol were received at the lab outside of EPA recommended temperature specification due to a weather related delivery failure.

This report shall not be reproduced, except in full,
without the written consent of Pace Analytical Services, Inc..

Pace Analytical Services, Inc.
9608 Loiret Blvd.
Lenexa, KS 66219
(913)599-5665

PROJECT NARRATIVE

Project: FORT SMITH, AR
Pace Project No.: 60174754

Method: **SM 4500-H+B**
Description: 4500H+ pH, Electrometric
Client: Environ_AR
Date: August 22, 2014

Analyte Comments:

QC Batch: WET/49543

1e: Field pH

- ITMW-1-201407 (Lab ID: 60174754003)
  - pH at 25 Degrees C
- ITMW-13-201407 (Lab ID: 60174754006)
  - pH at 25 Degrees C
- ITMW-14-201407 (Lab ID: 60174754018)
  - pH at 25 Degrees C
- ITMW-2-201407 (Lab ID: 60174754002)
  - pH at 25 Degrees C
- ITMW-20-201407 (Lab ID: 60174754008)
  - pH at 25 Degrees C
- ITMW-6-201407 (Lab ID: 60174754013)
  - pH at 25 Degrees C
- IW-80-201407 (Lab ID: 60174754022)
  - pH at 25 Degrees C
- MW-22-201407 (Lab ID: 60174754001)
  - pH at 25 Degrees C
- MW-26-201407 (Lab ID: 60174754007)
  - pH at 25 Degrees C
- MW-27-201407 (Lab ID: 60174754016)
  - pH at 25 Degrees C
- MW-28-201407 (Lab ID: 60174754029)
  - pH at 25 Degrees C
- MW-29-201407 (Lab ID: 60174754017)
  - pH at 25 Degrees C
- MW-31-201407 (Lab ID: 60174754015)
  - pH at 25 Degrees C
- MW-35R-201407 (Lab ID: 60174754014)
  - pH at 25 Degrees C
- MW-41-201407 (Lab ID: 60174754021)
  - pH at 25 Degrees C
- MW-65-201407 (Lab ID: 60174754023)
  - pH at 25 Degrees C

QC Batch: WET/49544

1e: Field pH

- ITMW-10-201407 (Lab ID: 60174754011)
  - pH at 25 Degrees C
- ITMW-15-201407 (Lab ID: 60174754019)
  - pH at 25 Degrees C
- ITMW-16-201407 (Lab ID: 60174754027)
  - pH at 25 Degrees C
- ITMW-17-201407 (Lab ID: 60174754005)
  - pH at 25 Degrees C

This report shall not be reproduced, except in full,
without the written consent of Pace Analytical Services, Inc..

Pace Analytical Services, Inc.
9608 Loiret Blvd.
Lenexa, KS 66219
(913)599-5665

PROJECT NARRATIVE

Project: FORT SMITH, AR
Pace Project No.: 60174754

Method: **SM 4500-H+B**
Description: 4500H+ pH, Electrometric
Client: Environ_AR
Date: August 22, 2014

Analyte Comments:

QC Batch: WET/49544

1e: Field pH

- ITMW-21-201407 (Lab ID: 60174754024)
  - pH at 25 Degrees C
- ITMW-4-201407 (Lab ID: 60174754036)
  - pH at 25 Degrees C
- ITMW-7-201407 (Lab ID: 60174754012)
  - pH at 25 Degrees C
- ITMW-9-201407 (Lab ID: 60174754009)
  - pH at 25 Degrees C

This report shall not be reproduced, except in full,
without the written consent of Pace Analytical Services, Inc..

Pace Analytical Services, Inc.
9608 Loiret Blvd.
Lenexa, KS 66219
(913)599-5665

PROJECT NARRATIVE

Project: FORT SMITH, AR
Pace Project No.: 60174754

Method: **SM 4500-S-2 D**
Description: 4500S2D Sulfide, Total
Client: Environ_AR
Date: August 22, 2014

General Information:
24 samples were analyzed for SM 4500-S-2 D. All samples were received in acceptable condition with any exceptions noted below.

Hold Time:
The samples were analyzed within the method required hold times with any exceptions noted below.

Method Blank:
All analytes were below the report limit in the method blank, where applicable, with any exceptions noted below.

Laboratory Control Spike:
All laboratory control spike compounds were within QC limits with any exceptions noted below.

Matrix Spikes:
All percent recoveries and relative percent differences (RPDs) were within acceptance criteria with any exceptions noted below.

QC Batch: WET/49400

A matrix spike and/or matrix spike duplicate (MS/MSD) were performed on the following sample(s): 60174634019

M1: Matrix spike recovery exceeded QC limits. Batch accepted based on laboratory control sample (LCS) recovery.

- MS (Lab ID: 1420241)
  - Sulfide, Total

Duplicate Sample:
All duplicate sample results were within method acceptance criteria with any exceptions noted below.

Additional Comments:

Workorder Comments:

The containers for total phosphorus and chloroethanol were received at the lab outside of EPA recommended temperature specification due to a weather related delivery failure.

This report shall not be reproduced, except in full,
without the written consent of Pace Analytical Services, Inc..

Pace Analytical Services, Inc.
9608 Loiret Blvd.
Lenexa, KS 66219
(913)599-5665

PROJECT NARRATIVE

Project: FORT SMITH, AR
Pace Project No.: 60174754

Method: **EPA 300.0**
Description: 300.0 IC Anions 28 Days
Client: Environ_AR
Date: August 22, 2014

General Information:
24 samples were analyzed for EPA 300.0. All samples were received in acceptable condition with any exceptions noted below.

Hold Time:
The samples were analyzed within the method required hold times with any exceptions noted below.

Initial Calibrations (including MS Tune as applicable):
All criteria were within method requirements with any exceptions noted below.

Continuing Calibration:
All criteria were within method requirements with any exceptions noted below.

Method Blank:
All analytes were below the report limit in the method blank, where applicable, with any exceptions noted below.

Laboratory Control Spike:
All laboratory control spike compounds were within QC limits with any exceptions noted below.

Matrix Spikes:
All percent recoveries and relative percent differences (RPDs) were within acceptance criteria with any exceptions noted below.

Additional Comments:

Workorder Comments:

The containers for total phosphorus and chloroethanol were received at the lab outside of EPA recommended temperature specification due to a weather related delivery failure.

This report shall not be reproduced, except in full,
without the written consent of Pace Analytical Services, Inc..

Pace Analytical Services, Inc.
9608 Loiret Blvd.
Lenexa, KS 66219
(913)599-5665

PROJECT NARRATIVE

Project: FORT SMITH, AR
Pace Project No.: 60174754

Method: **EPA 350.1**
Description: 350.1 Ammonia
Client: Environ_AR
Date: August 22, 2014

General Information:
23 samples were analyzed for EPA 350.1. All samples were received in acceptable condition with any exceptions noted below.

Hold Time:
The samples were analyzed within the method required hold times with any exceptions noted below.

Initial Calibrations (including MS Tune as applicable):
All criteria were within method requirements with any exceptions noted below.

Continuing Calibration:
All criteria were within method requirements with any exceptions noted below.

Method Blank:
All analytes were below the report limit in the method blank, where applicable, with any exceptions noted below.

Laboratory Control Spike:
All laboratory control spike compounds were within QC limits with any exceptions noted below.

Matrix Spikes:
All percent recoveries and relative percent differences (RPDs) were within acceptance criteria with any exceptions noted below.

QC Batch: WETA/30496

A matrix spike and/or matrix spike duplicate (MS/MSD) were performed on the following sample(s): 60174754001,60174754012

M1: Matrix spike recovery exceeded QC limits. Batch accepted based on laboratory control sample (LCS) recovery.

- MS (Lab ID: 1420395)
  - Nitrogen, Ammonia
- MS (Lab ID: 1420396)
  - Nitrogen, Ammonia

QC Batch: WETA/30497

A matrix spike and/or matrix spike duplicate (MS/MSD) were performed on the following sample(s): 60174837001,60174837004

M1: Matrix spike recovery exceeded QC limits. Batch accepted based on laboratory control sample (LCS) recovery.

- MS (Lab ID: 1420401)
  - Nitrogen, Ammonia

Duplicate Sample:
All duplicate sample results were within method acceptance criteria with any exceptions noted below.

Additional Comments:

Workorder Comments:

The containers for total phosphorus and chloroethanol were received at the lab outside of EPA recommended temperature specification due to a weather related delivery failure.

This report shall not be reproduced, except in full,
without the written consent of Pace Analytical Services, Inc..

Pace Analytical Services, Inc.
9608 Loiret Blvd.
Lenexa, KS 66219
(913)599-5665

PROJECT NARRATIVE

Project: FORT SMITH, AR
Pace Project No.: 60174754

Method: **EPA 353.2**
Description: 353.2 Nitrogen, NO2/NO3 unpres
Client: Environ_AR
Date: August 22, 2014

General Information:
24 samples were analyzed for EPA 353.2. All samples were received in acceptable condition with any exceptions noted below.

Hold Time:
The samples were analyzed within the method required hold times with any exceptions noted below.

Initial Calibrations (including MS Tune as applicable):
All criteria were within method requirements with any exceptions noted below.

Continuing Calibration:
All criteria were within method requirements with any exceptions noted below.

Method Blank:
All analytes were below the report limit in the method blank, where applicable, with any exceptions noted below.

Laboratory Control Spike:
All laboratory control spike compounds were within QC limits with any exceptions noted below.

Matrix Spikes:
All percent recoveries and relative percent differences (RPDs) were within acceptance criteria with any exceptions noted below.

QC Batch: WETA/30462

A matrix spike and/or matrix spike duplicate (MS/MSD) were performed on the following sample(s): 60174754023

M1: Matrix spike recovery exceeded QC limits. Batch accepted based on laboratory control sample (LCS) recovery.

- MS (Lab ID: 1419065)
  - Nitrogen, NO2 plus NO3
  - Nitrogen, Nitrate
  - Nitrogen, Nitrite

Duplicate Sample:
All duplicate sample results were within method acceptance criteria with any exceptions noted below.

Additional Comments:

Workorder Comments:

The containers for total phosphorus and chloroethanol were received at the lab outside of EPA recommended temperature specification due to a weather related delivery failure.

This report shall not be reproduced, except in full,
without the written consent of Pace Analytical Services, Inc..

Pace Analytical Services, Inc.
9608 Loiret Blvd.
Lenexa, KS 66219
(913)599-5665

PROJECT NARRATIVE

Project: FORT SMITH, AR
Pace Project No.: 60174754

Method: **SM 4500-NH3 D**
Description: 4500 Ammonia Water
Client: Environ_AR
Date: August 22, 2014

General Information:
1 sample was analyzed for SM 4500-NH3 D. All samples were received in acceptable condition with any exceptions noted below.

Hold Time:
The samples were analyzed within the method required hold times with any exceptions noted below.

Initial Calibrations (including MS Tune as applicable):
All criteria were within method requirements with any exceptions noted below.

Continuing Calibration:
All criteria were within method requirements with any exceptions noted below.

Method Blank:
All analytes were below the report limit in the method blank, where applicable, with any exceptions noted below.

Laboratory Control Spike:
All laboratory control spike compounds were within QC limits with any exceptions noted below.

Matrix Spikes:
All percent recoveries and relative percent differences (RPDs) were within acceptance criteria with any exceptions noted below.

QC Batch: WETA/5733

A matrix spike and/or matrix spike duplicate (MS/MSD) were performed on the following sample(s): 7517772001

M1: Matrix spike recovery exceeded QC limits. Batch accepted based on laboratory control sample (LCS) recovery.

- MS (Lab ID: 91298)
  - Nitrogen, Ammonia

Duplicate Sample:
All duplicate sample results were within method acceptance criteria with any exceptions noted below.

Additional Comments:

Workorder Comments:

The containers for total phosphorus and chloroethanol were received at the lab outside of EPA recommended temperature specification due to a weather related delivery failure.

This report shall not be reproduced, except in full,
without the written consent of Pace Analytical Services, Inc..

Pace Analytical Services, Inc.
9608 Loiret Blvd.
Lenexa, KS 66219
(913)599-5665

PROJECT NARRATIVE

Project: FORT SMITH, AR
Pace Project No.: 60174754

Method: **SM 4500-CO2 D**
Description: Total Carbon Dioxide Calc
Client: Environ_AR
Date: August 22, 2014

General Information:
24 samples were analyzed for SM 4500-CO2 D. All samples were received in acceptable condition with any exceptions noted below.

Hold Time:
The samples were analyzed within the method required hold times with any exceptions noted below.

Initial Calibrations (including MS Tune as applicable):
All criteria were within method requirements with any exceptions noted below.

Continuing Calibration:
All criteria were within method requirements with any exceptions noted below.

Method Blank:
All analytes were below the report limit in the method blank, where applicable, with any exceptions noted below.

Laboratory Control Spike:
All laboratory control spike compounds were within QC limits with any exceptions noted below.

Matrix Spikes:
All percent recoveries and relative percent differences (RPDs) were within acceptance criteria with any exceptions noted below.

Additional Comments:

Workorder Comments:

The containers for total phosphorus and chloroethanol were received at the lab outside of EPA recommended temperature specification due to a weather related delivery failure.

This report shall not be reproduced, except in full,
without the written consent of Pace Analytical Services, Inc..

Pace Analytical Services, Inc.
9608 Loiret Blvd.
Lenexa, KS 66219
(913)599-5665

PROJECT NARRATIVE

Project: FORT SMITH, AR
Pace Project No.: 60174754

Method: **SM 5310C**
Description: 5310C TOC
Client: Environ_AR
Date: August 22, 2014

General Information:
24 samples were analyzed for SM 5310C. All samples were received in acceptable condition with any exceptions noted below.

Hold Time:
The samples were analyzed within the method required hold times with any exceptions noted below.

Initial Calibrations (including MS Tune as applicable):
All criteria were within method requirements with any exceptions noted below.

Continuing Calibration:
All criteria were within method requirements with any exceptions noted below.

Method Blank:
All analytes were below the report limit in the method blank, where applicable, with any exceptions noted below.

Laboratory Control Spike:
All laboratory control spike compounds were within QC limits with any exceptions noted below.

Matrix Spikes:
All percent recoveries and relative percent differences (RPDs) were within acceptance criteria with any exceptions noted below.

QC Batch: WETA/30583

A matrix spike and/or matrix spike duplicate (MS/MSD) were performed on the following sample(s): 60174754029

M1: Matrix spike recovery exceeded QC limits. Batch accepted based on laboratory control sample (LCS) recovery.

- MS (Lab ID: 1424579)
  - Total Organic Carbon

Duplicate Sample:
All duplicate sample results were within method acceptance criteria with any exceptions noted below.

Additional Comments:

Workorder Comments:

The containers for total phosphorus and chloroethanol were received at the lab outside of EPA recommended temperature specification due to a weather related delivery failure.

This report shall not be reproduced, except in full,
without the written consent of Pace Analytical Services, Inc..

Pace Analytical Services, Inc.
9608 Loiret Blvd.
Lenexa, KS 66219
(913)599-5665

PROJECT NARRATIVE

Project: FORT SMITH, AR
Pace Project No.: 60174754

Method: **SM 4500-P E**
Description: SM4500P-E, Total Phosphorus
Client: Environ_AR
Date: August 22, 2014

General Information:
24 samples were analyzed for SM 4500-P E. All samples were received in acceptable condition with any exceptions noted below.

Hold Time:
The samples were analyzed within the method required hold times with any exceptions noted below.

Sample Preparation:
The samples were prepared in accordance with SM4500-P B with any exceptions noted below.

Initial Calibrations (including MS Tune as applicable):
All criteria were within method requirements with any exceptions noted below.

Continuing Calibration:
All criteria were within method requirements with any exceptions noted below.

Method Blank:
All analytes were below the report limit in the method blank, where applicable, with any exceptions noted below.

Laboratory Control Spike:
All laboratory control spike compounds were within QC limits with any exceptions noted below.

Matrix Spikes:
All percent recoveries and relative percent differences (RPDs) were within acceptance criteria with any exceptions noted below.

Additional Comments:

Workorder Comments:

> The containers for total phosphorus and chloroethanol were received at the lab outside of EPA recommended temperature specification due to a weather related delivery failure.

This data package has been reviewed for quality and completeness and is approved for release.

This report shall not be reproduced, except in full,
without the written consent of Pace Analytical Services, Inc..

Pace Analytical Services, Inc.
9608 Loiret Blvd.
Lenexa, KS 66219
(913)599-5665

ANALYTICAL RESULTS

Project: FORT SMITH, AR
Pace Project No.: 60174754

Sample: MW-22-201407 **Lab ID: 60174754001** Collected: 07/30/14 09:05 Received: 07/31/14 09:30 Matrix: Water

Parameters	Results	Units	Report Limit	MDL	DF	Prepared	Analyzed	CAS No.	Qual
Alcohol by Direct Inject GCFID	Analytical Method: EPA 8015 - Alcohol								
2-Chloroethanol	ND	ug/L	10000	1190	1		08/05/14 13:54	107-07-3	
6010 MET ICP	Analytical Method: EPA 6010 Preparation Method: EPA 3010								
Iron	ND	ug/L	50.0	24.0	1	08/01/14 17:10	08/07/14 17:51	7439-89-6	
Manganese	**101**	ug/L	5.0	2.5	1	08/01/14 17:10	08/07/14 17:51	7439-96-5	
8260 MSV	Analytical Method: EPA 5030B/8260								
Acetone	ND	ug/L	10.0	5.0	1		08/04/14 23:33	67-64-1	
Benzene	ND	ug/L	5.0	0.50	1		08/04/14 23:33	71-43-2	
Bromodichloromethane	ND	ug/L	5.0	0.50	1		08/04/14 23:33	75-27-4	
Bromoform	ND	ug/L	5.0	0.50	1		08/04/14 23:33	75-25-2	
Bromomethane	ND	ug/L	7.0	2.5	1		08/04/14 23:33	74-83-9	
2-Butanone (MEK)	ND	ug/L	10.0	5.0	1		08/04/14 23:33	78-93-3	
Carbon disulfide	ND	ug/L	10.0	2.5	1		08/04/14 23:33	75-15-0	
Carbon tetrachloride	ND	ug/L	5.0	0.50	1		08/04/14 23:33	56-23-5	
Chlorobenzene	ND	ug/L	5.0	0.50	1		08/04/14 23:33	108-90-7	
Chloroethane	ND	ug/L	10.0	0.50	1		08/04/14 23:33	75-00-3	
Chloroform	ND	ug/L	5.0	0.50	1		08/04/14 23:33	67-66-3	
Chloromethane	ND	ug/L	10.0	0.50	1		08/04/14 23:33	74-87-3	
Dibromochloromethane	ND	ug/L	5.0	0.50	1		08/04/14 23:33	124-48-1	
1,1-Dichloroethane	ND	ug/L	2.4	0.50	1		08/04/14 23:33	75-34-3	
1,2-Dichloroethane	ND	ug/L	5.0	0.50	1		08/04/14 23:33	107-06-2	
1,1-Dichloroethene	ND	ug/L	5.0	0.50	1		08/04/14 23:33	75-35-4	
cis-1,2-Dichloroethene	ND	ug/L	5.0	0.50	1		08/04/14 23:33	156-59-2	
trans-1,2-Dichloroethene	ND	ug/L	5.0	0.50	1		08/04/14 23:33	156-60-5	
1,2-Dichloropropane	ND	ug/L	5.0	0.50	1		08/04/14 23:33	78-87-5	
cis-1,3-Dichloropropene	ND	ug/L	1.0	0.50	1		08/04/14 23:33	10061-01-5	
trans-1,3-Dichloropropene	ND	ug/L	1.0	0.50	1		08/04/14 23:33	10061-02-6	
Ethylbenzene	ND	ug/L	5.0	0.50	1		08/04/14 23:33	100-41-4	
2-Hexanone	ND	ug/L	10.0	5.0	1		08/04/14 23:33	591-78-6	
Methylene chloride	ND	ug/L	5.0	0.50	1		08/04/14 23:33	75-09-2	
4-Methyl-2-pentanone (MIBK)	ND	ug/L	10.0	2.5	1		08/04/14 23:33	108-10-1	
Styrene	ND	ug/L	5.0	0.50	1		08/04/14 23:33	100-42-5	
1,1,2,2-Tetrachloroethane	ND	ug/L	1.0	0.50	1		08/04/14 23:33	79-34-5	
Tetrachloroethene	ND	ug/L	5.0	0.50	1		08/04/14 23:33	127-18-4	
Toluene	ND	ug/L	5.0	0.50	1		08/04/14 23:33	108-88-3	
1,1,1-Trichloroethane	ND	ug/L	5.0	0.50	1		08/04/14 23:33	71-55-6	
1,1,2-Trichloroethane	ND	ug/L	5.0	0.50	1		08/04/14 23:33	79-00-5	
Trichloroethene	ND	ug/L	5.0	0.50	1		08/04/14 23:33	79-01-6	
Vinyl chloride	ND	ug/L	2.0	0.50	1		08/04/14 23:33	75-01-4	
Xylene (Total)	ND	ug/L	5.0	1.5	1		08/04/14 23:33	1330-20-7	
Surrogates									
4-Bromofluorobenzene (S)	97	%	80-120		1		08/04/14 23:33	460-00-4	
1,2-Dichloroethane-d4 (S)	101	%	80-120		1		08/04/14 23:33	17060-07-0	
Toluene-d8 (S)	101	%	80-120		1		08/04/14 23:33	2037-26-5	
Preservation pH	**1.0**		0.10	0.10	1		08/04/14 23:33		

REPORT OF LABORATORY ANALYSIS

This report shall not be reproduced, except in full,
without the written consent of Pace Analytical Services, Inc..

Pace Analytical Services, Inc.
9608 Loiret Blvd.
Lenexa, KS 66219
(913)599-5665

ANALYTICAL RESULTS

Project: FORT SMITH, AR
Pace Project No.: 60174754

Sample: MW-22-201407 **Lab ID: 60174754001** Collected: 07/30/14 09:05 Received: 07/31/14 09:30 Matrix: Water

Parameters	Results	Units	Report Limit	MDL	DF	Prepared	Analyzed	CAS No.	Qual
2320B Alkalinity	Analytical Method: SM 2320B								
Alkalinity,Bicarbonate (CaCO3)	**51.7**	mg/L	20.0	1.9	1		08/08/14 14:58		
Alkalinity, Carbonate (CaCO3)	ND	mg/L	20.0	1.9	1		08/08/14 14:58		
Alkalinity, Total as CaCO3	**51.7**	mg/L	20.0	1.9	1		08/08/14 14:58		
Iron, Ferric (Calculation)	Analytical Method: SM 3500-Fe B#4								
Iron, Ferric	**0.0J**	mg/L	0.20		1		08/13/14 00:00	7439-89-6	
4500H+ pH, Electrometric	Analytical Method: SM 4500-H+B								
pH at 25 Degrees C	**5.5**	Std. Units	0.10	0.10	1		08/12/14 00:00		1e,H6
4500S2D Sulfide, Total	Analytical Method: SM 4500-S-2 D								
Sulfide, Total	ND	mg/L	0.050	0.0096	1		08/04/14 14:55	18496-25-8	
300.0 IC Anions 28 Days	Analytical Method: EPA 300.0								
Chloride	**14.3**	mg/L	1.0	0.23	1		08/03/14 09:32	16887-00-6	
Sulfate	**10.8**	mg/L	1.0	0.14	1		08/03/14 09:32	14808-79-8	
350.1 Ammonia	Analytical Method: EPA 350.1								
Nitrogen, Ammonia	ND	mg/L	0.10	0.014	1		08/05/14 13:58	7664-41-7	M1
353.2 Nitrogen, NO2/NO3 unpres	Analytical Method: EPA 353.2								
Nitrogen, Nitrate	ND	mg/L	0.10	0.031	1		08/01/14 08:13		
Nitrogen, Nitrite	ND	mg/L	0.10	0.031	1		08/01/14 08:13		
Nitrogen, NO2 plus NO3	ND	mg/L	0.10	0.013	1		08/01/14 08:13		
Total Carbon Dioxide Calc	Analytical Method: SM 4500-CO2 D								
Carbon Dioxide Calculation	**365**	mg/L			1		08/13/14 00:00		
5310C TOC	Analytical Method: SM 5310C								
Total Organic Carbon	**0.53J**	mg/L	1.0	0.50	1		08/12/14 13:53	7440-44-0	
SM4500P-E, Total Phosphorus	Analytical Method: SM 4500-P E Preparation Method: SM4500-P B								
Phosphate as P04	ND	mg/L	0.030	0.015	1	08/08/14 07:58	08/08/14 11:10		

This report shall not be reproduced, except in full,
without the written consent of Pace Analytical Services, Inc..

Pace Analytical Services, Inc.
9608 Loiret Blvd.
Lenexa, KS 66219
(913)599-5665

ANALYTICAL RESULTS

Project: FORT SMITH, AR
Pace Project No.: 60174754

Sample: ITMW-2-201407 **Lab ID: 60174754002** Collected: 07/30/14 10:37 Received: 07/31/14 09:30 Matrix: Water

Parameters	Results	Units	Report Limit	MDL	DF	Prepared	Analyzed	CAS No.	Qual
Alcohol by Direct Inject GCFID	Analytical Method: EPA 8015 - Alcohol								
2-Chloroethanol	ND	ug/L	10000	1190	1		08/05/14 14:05	107-07-3	
6010 MET ICP	Analytical Method: EPA 6010 Preparation Method: EPA 3010								
Iron	**37.4J**	ug/L	50.0	24.0	1	08/01/14 17:10	08/07/14 17:53	7439-89-6	
Manganese	**40.1**	ug/L	5.0	2.5	1	08/01/14 17:10	08/07/14 17:53	7439-96-5	
8260 MSV	Analytical Method: EPA 5030B/8260								
Acetone	ND	ug/L	10.0	5.0	1		08/04/14 23:47	67-64-1	
Benzene	ND	ug/L	5.0	0.50	1		08/04/14 23:47	71-43-2	
Bromodichloromethane	ND	ug/L	5.0	0.50	1		08/04/14 23:47	75-27-4	
Bromoform	ND	ug/L	5.0	0.50	1		08/04/14 23:47	75-25-2	
Bromomethane	ND	ug/L	7.0	2.5	1		08/04/14 23:47	74-83-9	
2-Butanone (MEK)	ND	ug/L	10.0	5.0	1		08/04/14 23:47	78-93-3	
Carbon disulfide	ND	ug/L	10.0	2.5	1		08/04/14 23:47	75-15-0	
Carbon tetrachloride	ND	ug/L	5.0	0.50	1		08/04/14 23:47	56-23-5	
Chlorobenzene	ND	ug/L	5.0	0.50	1		08/04/14 23:47	108-90-7	
Chloroethane	ND	ug/L	10.0	0.50	1		08/04/14 23:47	75-00-3	
Chloroform	ND	ug/L	5.0	0.50	1		08/04/14 23:47	67-66-3	
Chloromethane	ND	ug/L	10.0	0.50	1		08/04/14 23:47	74-87-3	
Dibromochloromethane	ND	ug/L	5.0	0.50	1		08/04/14 23:47	124-48-1	
1,1-Dichloroethane	ND	ug/L	2.4	0.50	1		08/04/14 23:47	75-34-3	
1,2-Dichloroethane	ND	ug/L	5.0	0.50	1		08/04/14 23:47	107-06-2	
1,1-Dichloroethene	ND	ug/L	5.0	0.50	1		08/04/14 23:47	75-35-4	
cis-1,2-Dichloroethene	ND	ug/L	5.0	0.50	1		08/04/14 23:47	156-59-2	
trans-1,2-Dichloroethene	ND	ug/L	5.0	0.50	1		08/04/14 23:47	156-60-5	
1,2-Dichloropropane	ND	ug/L	5.0	0.50	1		08/04/14 23:47	78-87-5	
cis-1,3-Dichloropropene	ND	ug/L	1.0	0.50	1		08/04/14 23:47	10061-01-5	
trans-1,3-Dichloropropene	ND	ug/L	1.0	0.50	1		08/04/14 23:47	10061-02-6	
Ethylbenzene	ND	ug/L	5.0	0.50	1		08/04/14 23:47	100-41-4	
2-Hexanone	ND	ug/L	10.0	5.0	1		08/04/14 23:47	591-78-6	
Methylene chloride	ND	ug/L	5.0	0.50	1		08/04/14 23:47	75-09-2	
4-Methyl-2-pentanone (MIBK)	ND	ug/L	10.0	2.5	1		08/04/14 23:47	108-10-1	
Styrene	ND	ug/L	5.0	0.50	1		08/04/14 23:47	100-42-5	
1,1,2,2-Tetrachloroethane	ND	ug/L	1.0	0.50	1		08/04/14 23:47	79-34-5	
Tetrachloroethene	ND	ug/L	5.0	0.50	1		08/04/14 23:47	127-18-4	
Toluene	ND	ug/L	5.0	0.50	1		08/04/14 23:47	108-88-3	
1,1,1-Trichloroethane	ND	ug/L	5.0	0.50	1		08/04/14 23:47	71-55-6	
1,1,2-Trichloroethane	ND	ug/L	5.0	0.50	1		08/04/14 23:47	79-00-5	
Trichloroethene	ND	ug/L	5.0	0.50	1		08/04/14 23:47	79-01-6	
Vinyl chloride	ND	ug/L	2.0	0.50	1		08/04/14 23:47	75-01-4	
Xylene (Total)	ND	ug/L	5.0	1.5	1		08/04/14 23:47	1330-20-7	
Surrogates									
4-Bromofluorobenzene (S)	99	%	80-120		1		08/04/14 23:47	460-00-4	
1,2-Dichloroethane-d4 (S)	94	%	80-120		1		08/04/14 23:47	17060-07-0	
Toluene-d8 (S)	97	%	80-120		1		08/04/14 23:47	2037-26-5	
Preservation pH	**1.0**		0.10	0.10	1		08/04/14 23:47		

REPORT OF LABORATORY ANALYSIS

This report shall not be reproduced, except in full,
without the written consent of Pace Analytical Services, Inc..

Pace Analytical Services, Inc.
9608 Loiret Blvd.
Lenexa, KS 66219
(913)599-5665

ANALYTICAL RESULTS

Project: FORT SMITH, AR
Pace Project No.: 60174754

Sample: ITMW-2-201407 **Lab ID: 60174754002** Collected: 07/30/14 10:37 Received: 07/31/14 09:30 Matrix: Water

Parameters	Results	Units	Report Limit	MDL	DF	Prepared	Analyzed	CAS No.	Qual
2320B Alkalinity	Analytical Method: SM 2320B								
Alkalinity,Bicarbonate (CaCO3)	**78.8**	mg/L	20.0	1.9	1		08/08/14 15:02		
Alkalinity, Carbonate (CaCO3)	ND	mg/L	20.0	1.9	1		08/08/14 15:02		
Alkalinity, Total as CaCO3	**78.8**	mg/L	20.0	1.9	1		08/08/14 15:02		
Iron, Ferric (Calculation)	Analytical Method: SM 3500-Fe B#4								
Iron, Ferric	**0.037J**	mg/L	0.20		1		08/13/14 00:00	7439-89-6	
4500H+ pH, Electrometric	Analytical Method: SM 4500-H+B								
pH at 25 Degrees C	**6.0**	Std. Units	0.10	0.10	1		08/12/14 00:00		1e,H6
4500S2D Sulfide, Total	Analytical Method: SM 4500-S-2 D								
Sulfide, Total	ND	mg/L	0.050	0.0096	1		08/06/14 10:08	18496-25-8	
300.0 IC Anions 28 Days	Analytical Method: EPA 300.0								
Chloride	**153**	mg/L	20.0	4.5	20		08/05/14 09:26	16887-00-6	
Sulfate	**19.5**	mg/L	1.0	0.14	1		08/03/14 10:15	14808-79-8	
350.1 Ammonia	Analytical Method: EPA 350.1								
Nitrogen, Ammonia	ND	mg/L	0.10	0.014	1		08/05/14 14:00	7664-41-7	
353.2 Nitrogen, NO2/NO3 unpres	Analytical Method: EPA 353.2								
Nitrogen, Nitrate	**0.85**	mg/L	0.10	0.031	1		08/01/14 08:20		
Nitrogen, Nitrite	ND	mg/L	0.10	0.031	1		08/01/14 08:20		
Nitrogen, NO2 plus NO3	**0.85**	mg/L	0.10	0.013	1		08/01/14 08:20		
Total Carbon Dioxide Calc	Analytical Method: SM 4500-CO2 D								
Carbon Dioxide Calculation	**242**	mg/L			1		08/13/14 00:00		
5310C TOC	Analytical Method: SM 5310C								
Total Organic Carbon	ND	mg/L	1.0	0.50	1		08/12/14 14:13	7440-44-0	
SM4500P-E, Total Phosphorus	Analytical Method: SM 4500-P E Preparation Method: SM4500-P B								
Phosphate as P04	ND	mg/L	0.030	0.015	1	08/08/14 07:58	08/08/14 11:13		

This report shall not be reproduced, except in full,
without the written consent of Pace Analytical Services, Inc..

Pace Analytical Services, Inc.
9608 Loiret Blvd.
Lenexa, KS 66219
(913)599-5665

ANALYTICAL RESULTS

Project: FORT SMITH, AR
Pace Project No.: 60174754

Sample: ITMW-1-201407 **Lab ID: 60174754003** Collected: 07/30/14 12:48 Received: 07/31/14 09:30 Matrix: Water

Parameters	Results	Units	Report Limit	MDL	DF	Prepared	Analyzed	CAS No.	Qual
Alcohol by Direct Inject GCFID	Analytical Method: EPA 8015 - Alcohol								
2-Chloroethanol	ND	ug/L	10000	1190	1		08/05/14 14:16	107-07-3	
6010 MET ICP	Analytical Method: EPA 6010 Preparation Method: EPA 3010								
Iron	ND	ug/L	50.0	24.0	1	08/01/14 17:10	08/07/14 17:55	7439-89-6	
Manganese	**6.5**	ug/L	5.0	2.5	1	08/01/14 17:10	08/07/14 17:55	7439-96-5	
8260 MSV	Analytical Method: EPA 5030B/8260								
Acetone	ND	ug/L	10.0	5.0	1		08/05/14 00:02	67-64-1	
Benzene	ND	ug/L	5.0	0.50	1		08/05/14 00:02	71-43-2	
Bromodichloromethane	ND	ug/L	5.0	0.50	1		08/05/14 00:02	75-27-4	
Bromoform	ND	ug/L	5.0	0.50	1		08/05/14 00:02	75-25-2	
Bromomethane	ND	ug/L	7.0	2.5	1		08/05/14 00:02	74-83-9	
2-Butanone (MEK)	ND	ug/L	10.0	5.0	1		08/05/14 00:02	78-93-3	
Carbon disulfide	ND	ug/L	10.0	2.5	1		08/05/14 00:02	75-15-0	
Carbon tetrachloride	ND	ug/L	5.0	0.50	1		08/05/14 00:02	56-23-5	
Chlorobenzene	ND	ug/L	5.0	0.50	1		08/05/14 00:02	108-90-7	
Chloroethane	ND	ug/L	10.0	0.50	1		08/05/14 00:02	75-00-3	
Chloroform	ND	ug/L	5.0	0.50	1		08/05/14 00:02	67-66-3	
Chloromethane	ND	ug/L	10.0	0.50	1		08/05/14 00:02	74-87-3	
Dibromochloromethane	ND	ug/L	5.0	0.50	1		08/05/14 00:02	124-48-1	
1,1-Dichloroethane	**0.82J**	ug/L	2.4	0.50	1		08/05/14 00:02	75-34-3	
1,2-Dichloroethane	ND	ug/L	5.0	0.50	1		08/05/14 00:02	107-06-2	
1,1-Dichloroethene	ND	ug/L	5.0	0.50	1		08/05/14 00:02	75-35-4	
cis-1,2-Dichloroethene	**5.4**	ug/L	5.0	0.50	1		08/05/14 00:02	156-59-2	
trans-1,2-Dichloroethene	ND	ug/L	5.0	0.50	1		08/05/14 00:02	156-60-5	
1,2-Dichloropropane	ND	ug/L	5.0	0.50	1		08/05/14 00:02	78-87-5	
cis-1,3-Dichloropropene	ND	ug/L	1.0	0.50	1		08/05/14 00:02	10061-01-5	
trans-1,3-Dichloropropene	ND	ug/L	1.0	0.50	1		08/05/14 00:02	10061-02-6	
Ethylbenzene	ND	ug/L	5.0	0.50	1		08/05/14 00:02	100-41-4	
2-Hexanone	ND	ug/L	10.0	5.0	1		08/05/14 00:02	591-78-6	
Methylene chloride	ND	ug/L	5.0	0.50	1		08/05/14 00:02	75-09-2	
4-Methyl-2-pentanone (MIBK)	ND	ug/L	10.0	2.5	1		08/05/14 00:02	108-10-1	
Styrene	ND	ug/L	5.0	0.50	1		08/05/14 00:02	100-42-5	
1,1,2,2-Tetrachloroethane	ND	ug/L	1.0	0.50	1		08/05/14 00:02	79-34-5	
Tetrachloroethene	ND	ug/L	5.0	0.50	1		08/05/14 00:02	127-18-4	
Toluene	ND	ug/L	5.0	0.50	1		08/05/14 00:02	108-88-3	
1,1,1-Trichloroethane	ND	ug/L	5.0	0.50	1		08/05/14 00:02	71-55-6	
1,1,2-Trichloroethane	ND	ug/L	5.0	0.50	1		08/05/14 00:02	79-00-5	
Trichloroethene	**8.9**	ug/L	5.0	0.50	1		08/05/14 00:02	79-01-6	
Vinyl chloride	ND	ug/L	2.0	0.50	1		08/05/14 00:02	75-01-4	
Xylene (Total)	ND	ug/L	5.0	1.5	1		08/05/14 00:02	1330-20-7	
Surrogates									
4-Bromofluorobenzene (S)	101	%	80-120		1		08/05/14 00:02	460-00-4	
1,2-Dichloroethane-d4 (S)	95	%	80-120		1		08/05/14 00:02	17060-07-0	
Toluene-d8 (S)	100	%	80-120		1		08/05/14 00:02	2037-26-5	
Preservation pH	**1.0**		0.10	0.10	1		08/05/14 00:02		

This report shall not be reproduced, except in full,
without the written consent of Pace Analytical Services, Inc..

Pace Analytical Services, Inc.
9608 Loiret Blvd.
Lenexa, KS 66219
(913)599-5665

ANALYTICAL RESULTS

Project: FORT SMITH, AR
Pace Project No.: 60174754

Sample: ITMW-1-201407 **Lab ID: 60174754003** Collected: 07/30/14 12:48 Received: 07/31/14 09:30 Matrix: Water

Parameters	Results	Units	Report Limit	MDL	DF	Prepared	Analyzed	CAS No.	Qual
2320B Alkalinity	Analytical Method: SM 2320B								
Alkalinity,Bicarbonate (CaCO3)	**72.3**	mg/L	20.0	1.9	1		08/08/14 15:14		
Alkalinity, Carbonate (CaCO3)	ND	mg/L	20.0	1.9	1		08/08/14 15:14		
Alkalinity, Total as CaCO3	**72.3**	mg/L	20.0	1.9	1		08/08/14 15:14		
Iron, Ferric (Calculation)	Analytical Method: SM 3500-Fe B#4								
Iron, Ferric	**0.0J**	mg/L	0.20		1		08/13/14 00:00	7439-89-6	
4500H+ pH, Electrometric	Analytical Method: SM 4500-H+B								
pH at 25 Degrees C	**6.0**	Std. Units	0.10	0.10	1		08/12/14 00:00		1e,H6
4500S2D Sulfide, Total	Analytical Method: SM 4500-S-2 D								
Sulfide, Total	ND	mg/L	0.050	0.0096	1		08/06/14 10:08	18496-25-8	
300.0 IC Anions 28 Days	Analytical Method: EPA 300.0								
Chloride	**90.7**	mg/L	10.0	2.3	10		08/05/14 09:55	16887-00-6	
Sulfate	**21.7**	mg/L	2.0	0.29	2		08/05/14 09:40	14808-79-8	
350.1 Ammonia	Analytical Method: EPA 350.1								
Nitrogen, Ammonia	ND	mg/L	0.10	0.014	1		08/05/14 14:01	7664-41-7	
353.2 Nitrogen, NO2/NO3 unpres	Analytical Method: EPA 353.2								
Nitrogen, Nitrate	**0.73**	mg/L	0.10	0.031	1		08/01/14 08:22		
Nitrogen, Nitrite	ND	mg/L	0.10	0.031	1		08/01/14 08:22		
Nitrogen, NO2 plus NO3	**0.73**	mg/L	0.10	0.013	1		08/01/14 08:22		
Total Carbon Dioxide Calc	Analytical Method: SM 4500-CO2 D								
Carbon Dioxide Calculation	**192**	mg/L			1		08/13/14 00:00		
5310C TOC	Analytical Method: SM 5310C								
Total Organic Carbon	ND	mg/L	1.0	0.50	1		08/12/14 14:51	7440-44-0	
SM4500P-E, Total Phosphorus	Analytical Method: SM 4500-P E Preparation Method: SM4500-P B								
Phosphate as P04	ND	mg/L	0.030	0.015	1	08/08/14 07:58	08/08/14 11:13		

This report shall not be reproduced, except in full,
without the written consent of Pace Analytical Services, Inc..

Pace Analytical Services, Inc.
9608 Loiret Blvd.
Lenexa, KS 66219
(913)599-5665

ANALYTICAL RESULTS

Project: FORT SMITH, AR
Pace Project No.: 60174754

Sample: DUP-5-201407 **Lab ID: 60174754004** Collected: 07/30/14 12:48 Received: 07/31/14 09:30 Matrix: Water

Parameters	Results	Units	Report Limit	MDL	DF	Prepared	Analyzed	CAS No.	Qual
8260 MSV	Analytical Method: EPA 5030B/8260								
Acetone	ND	ug/L	10.0	5.0	1		08/04/14 18:35	67-64-1	
Benzene	ND	ug/L	5.0	0.50	1		08/04/14 18:35	71-43-2	
Bromodichloromethane	ND	ug/L	5.0	0.50	1		08/04/14 18:35	75-27-4	
Bromoform	ND	ug/L	5.0	0.50	1		08/04/14 18:35	75-25-2	
Bromomethane	ND	ug/L	7.0	2.5	1		08/04/14 18:35	74-83-9	
2-Butanone (MEK)	ND	ug/L	10.0	5.0	1		08/04/14 18:35	78-93-3	
Carbon disulfide	ND	ug/L	10.0	2.5	1		08/04/14 18:35	75-15-0	
Carbon tetrachloride	ND	ug/L	5.0	0.50	1		08/04/14 18:35	56-23-5	
Chlorobenzene	ND	ug/L	5.0	0.50	1		08/04/14 18:35	108-90-7	
Chloroethane	ND	ug/L	10.0	0.50	1		08/04/14 18:35	75-00-3	
Chloroform	ND	ug/L	5.0	0.50	1		08/04/14 18:35	67-66-3	
Chloromethane	ND	ug/L	10.0	0.50	1		08/04/14 18:35	74-87-3	
Dibromochloromethane	ND	ug/L	5.0	0.50	1		08/04/14 18:35	124-48-1	
1,1-Dichloroethane	**0.78J**	ug/L	2.4	0.50	1		08/04/14 18:35	75-34-3	
1,2-Dichloroethane	ND	ug/L	5.0	0.50	1		08/04/14 18:35	107-06-2	
1,1-Dichloroethene	ND	ug/L	5.0	0.50	1		08/04/14 18:35	75-35-4	
cis-1,2-Dichloroethene	**5.7**	ug/L	5.0	0.50	1		08/04/14 18:35	156-59-2	
trans-1,2-Dichloroethene	ND	ug/L	5.0	0.50	1		08/04/14 18:35	156-60-5	
1,2-Dichloropropane	ND	ug/L	5.0	0.50	1		08/04/14 18:35	78-87-5	
cis-1,3-Dichloropropene	ND	ug/L	1.0	0.50	1		08/04/14 18:35	10061-01-5	
trans-1,3-Dichloropropene	ND	ug/L	1.0	0.50	1		08/04/14 18:35	10061-02-6	
Ethylbenzene	ND	ug/L	5.0	0.50	1		08/04/14 18:35	100-41-4	
2-Hexanone	ND	ug/L	10.0	5.0	1		08/04/14 18:35	591-78-6	
Methylene chloride	ND	ug/L	5.0	0.50	1		08/04/14 18:35	75-09-2	
4-Methyl-2-pentanone (MIBK)	ND	ug/L	10.0	2.5	1		08/04/14 18:35	108-10-1	
Styrene	ND	ug/L	5.0	0.50	1		08/04/14 18:35	100-42-5	
1,1,2,2-Tetrachloroethane	ND	ug/L	1.0	0.50	1		08/04/14 18:35	79-34-5	
Tetrachloroethene	ND	ug/L	5.0	0.50	1		08/04/14 18:35	127-18-4	
Toluene	ND	ug/L	5.0	0.50	1		08/04/14 18:35	108-88-3	
1,1,1-Trichloroethane	ND	ug/L	5.0	0.50	1		08/04/14 18:35	71-55-6	
1,1,2-Trichloroethane	ND	ug/L	5.0	0.50	1		08/04/14 18:35	79-00-5	
Trichloroethene	**9.2**	ug/L	5.0	0.50	1		08/04/14 18:35	79-01-6	
Vinyl chloride	ND	ug/L	2.0	0.50	1		08/04/14 18:35	75-01-4	
Xylene (Total)	ND	ug/L	5.0	1.5	1		08/04/14 18:35	1330-20-7	
Surrogates									
4-Bromofluorobenzene (S)	98	%	80-120		1		08/04/14 18:35	460-00-4	
1,2-Dichloroethane-d4 (S)	94	%	80-120		1		08/04/14 18:35	17060-07-0	
Toluene-d8 (S)	97	%	80-120		1		08/04/14 18:35	2037-26-5	
Preservation pH	**1.0**		0.10	0.10	1		08/04/14 18:35		

This report shall not be reproduced, except in full,
without the written consent of Pace Analytical Services, Inc..

Pace Analytical Services, Inc.
9608 Loiret Blvd.
Lenexa, KS 66219
(913)599-5665

ANALYTICAL RESULTS

Project: FORT SMITH, AR
Pace Project No.: 60174754

Sample: ITMW-17-201407 **Lab ID: 60174754005** Collected: 07/30/14 15:11 Received: 07/31/14 09:30 Matrix: Water

Parameters	Results	Units	Report Limit	MDL	DF	Prepared	Analyzed	CAS No.	Qual
Alcohol by Direct Inject GCFID	Analytical Method: EPA 8015 - Alcohol								
2-Chloroethanol	ND	ug/L	10000	1190	1		08/05/14 14:27	107-07-3	
6010 MET ICP	Analytical Method: EPA 6010 Preparation Method: EPA 3010								
Iron	ND	ug/L	50.0	24.0	1	08/01/14 17:10	08/07/14 17:57	7439-89-6	
Manganese	**117**	ug/L	5.0	2.5	1	08/01/14 17:10	08/07/14 17:57	7439-96-5	
8260 MSV	Analytical Method: EPA 5030B/8260								
Acetone	ND	ug/L	10.0	5.0	1		08/05/14 12:21	67-64-1	
Benzene	ND	ug/L	5.0	0.50	1		08/05/14 12:21	71-43-2	
Bromodichloromethane	ND	ug/L	5.0	0.50	1		08/05/14 12:21	75-27-4	
Bromoform	ND	ug/L	5.0	0.50	1		08/05/14 12:21	75-25-2	
Bromomethane	ND	ug/L	7.0	2.5	1		08/05/14 12:21	74-83-9	
2-Butanone (MEK)	ND	ug/L	10.0	5.0	1		08/05/14 12:21	78-93-3	
Carbon disulfide	ND	ug/L	10.0	2.5	1		08/05/14 12:21	75-15-0	
Carbon tetrachloride	ND	ug/L	5.0	0.50	1		08/05/14 12:21	56-23-5	
Chlorobenzene	ND	ug/L	5.0	0.50	1		08/05/14 12:21	108-90-7	
Chloroethane	ND	ug/L	10.0	0.50	1		08/05/14 12:21	75-00-3	
Chloroform	**0.67J**	ug/L	5.0	0.50	1		08/05/14 12:21	67-66-3	
Chloromethane	ND	ug/L	10.0	0.50	1		08/05/14 12:21	74-87-3	
Dibromochloromethane	ND	ug/L	5.0	0.50	1		08/05/14 12:21	124-48-1	
1,1-Dichloroethane	ND	ug/L	2.4	0.50	1		08/05/14 12:21	75-34-3	
1,2-Dichloroethane	ND	ug/L	5.0	0.50	1		08/05/14 12:21	107-06-2	
1,1-Dichloroethene	**2.7J**	ug/L	5.0	0.50	1		08/05/14 12:21	75-35-4	
cis-1,2-Dichloroethene	**64.7**	ug/L	5.0	0.50	1		08/05/14 12:21	156-59-2	
trans-1,2-Dichloroethene	ND	ug/L	5.0	0.50	1		08/05/14 12:21	156-60-5	
1,2-Dichloropropane	ND	ug/L	5.0	0.50	1		08/05/14 12:21	78-87-5	
cis-1,3-Dichloropropene	ND	ug/L	1.0	0.50	1		08/05/14 12:21	10061-01-5	
trans-1,3-Dichloropropene	ND	ug/L	1.0	0.50	1		08/05/14 12:21	10061-02-6	
Ethylbenzene	ND	ug/L	5.0	0.50	1		08/05/14 12:21	100-41-4	
2-Hexanone	ND	ug/L	10.0	5.0	1		08/05/14 12:21	591-78-6	
Methylene chloride	ND	ug/L	5.0	0.50	1		08/05/14 12:21	75-09-2	
4-Methyl-2-pentanone (MIBK)	ND	ug/L	10.0	2.5	1		08/05/14 12:21	108-10-1	
Styrene	ND	ug/L	5.0	0.50	1		08/05/14 12:21	100-42-5	
1,1,2,2-Tetrachloroethane	ND	ug/L	1.0	0.50	1		08/05/14 12:21	79-34-5	
Tetrachloroethene	**0.56J**	ug/L	5.0	0.50	1		08/05/14 12:21	127-18-4	
Toluene	ND	ug/L	5.0	0.50	1		08/05/14 12:21	108-88-3	
1,1,1-Trichloroethane	ND	ug/L	5.0	0.50	1		08/05/14 12:21	71-55-6	
1,1,2-Trichloroethane	ND	ug/L	5.0	0.50	1		08/05/14 12:21	79-00-5	
Trichloroethene	**2260**	ug/L	250	25.0	50		08/04/14 19:18	79-01-6	
Vinyl chloride	ND	ug/L	2.0	0.50	1		08/05/14 12:21	75-01-4	
Xylene (Total)	ND	ug/L	5.0	1.5	1		08/05/14 12:21	1330-20-7	
Surrogates									
4-Bromofluorobenzene (S)	101	%	80-120		1		08/05/14 12:21	460-00-4	
1,2-Dichloroethane-d4 (S)	97	%	80-120		1		08/05/14 12:21	17060-07-0	
Toluene-d8 (S)	99	%	80-120		1		08/05/14 12:21	2037-26-5	
Preservation pH	**1.0**		0.10	0.10	1		08/05/14 12:21		

This report shall not be reproduced, except in full,
without the written consent of Pace Analytical Services, Inc..

Pace Analytical Services, Inc.
9608 Loiret Blvd.
Lenexa, KS 66219
(913)599-5665

ANALYTICAL RESULTS

Project: FORT SMITH, AR
Pace Project No.: 60174754

Sample: ITMW-17-201407 **Lab ID: 60174754005** Collected: 07/30/14 15:11 Received: 07/31/14 09:30 Matrix: Water

Parameters	Results	Units	Report Limit	MDL	DF	Prepared	Analyzed	CAS No.	Qual
2320B Alkalinity	Analytical Method: SM 2320B								
Alkalinity,Bicarbonate (CaCO3)	**14.6J**	mg/L	20.0	1.9	1		08/08/14 15:18		
Alkalinity, Carbonate (CaCO3)	ND	mg/L	20.0	1.9	1		08/08/14 15:18		
Alkalinity, Total as CaCO3	**14.6J**	mg/L	20.0	1.9	1		08/08/14 15:18		
Iron, Ferric (Calculation)	Analytical Method: SM 3500-Fe B#4								
Iron, Ferric	**0.0J**	mg/L	0.20		1		08/13/14 00:00	7439-89-6	
4500H+ pH, Electrometric	Analytical Method: SM 4500-H+B								
pH at 25 Degrees C	**5.3**	Std. Units	0.10	0.10	1		08/12/14 00:00		1e,H6
4500S2D Sulfide, Total	Analytical Method: SM 4500-S-2 D								
Sulfide, Total	ND	mg/L	0.050	0.0096	1		08/06/14 10:09	18496-25-8	
300.0 IC Anions 28 Days	Analytical Method: EPA 300.0								
Chloride	**278**	mg/L	50.0	11.3	50		08/05/14 10:09	16887-00-6	
Sulfate	**7.3**	mg/L	1.0	0.14	1		08/03/14 11:12	14808-79-8	
350.1 Ammonia	Analytical Method: EPA 350.1								
Nitrogen, Ammonia	ND	mg/L	0.10	0.014	1		08/05/14 14:02	7664-41-7	
353.2 Nitrogen, NO2/NO3 unpres	Analytical Method: EPA 353.2								
Nitrogen, Nitrate	**0.11**	mg/L	0.10	0.031	1		08/01/14 08:23		
Nitrogen, Nitrite	ND	mg/L	0.10	0.031	1		08/01/14 08:23		
Nitrogen, NO2 plus NO3	**0.11**	mg/L	0.10	0.013	1		08/01/14 08:23		
Total Carbon Dioxide Calc	Analytical Method: SM 4500-CO2 D								
Carbon Dioxide Calculation	**0.0**	mg/L			1		08/13/14 00:00		
5310C TOC	Analytical Method: SM 5310C								
Total Organic Carbon	ND	mg/L	1.0	0.50	1		08/12/14 15:30	7440-44-0	
SM4500P-E, Total Phosphorus	Analytical Method: SM 4500-P E Preparation Method: SM4500-P B								
Phosphate as P04	ND	mg/L	0.030	0.015	1	08/08/14 07:58	08/08/14 11:15		

This report shall not be reproduced, except in full,
without the written consent of Pace Analytical Services, Inc..

Pace Analytical Services, Inc.
9608 Loiret Blvd.
Lenexa, KS 66219
(913)599-5665

ANALYTICAL RESULTS

Project: FORT SMITH, AR
Pace Project No.: 60174754

Sample: ITMW-13-201407 **Lab ID: 60174754006** Collected: 07/30/14 13:05 Received: 07/31/14 09:30 Matrix: Water

Parameters	Results	Units	Report Limit	MDL	DF	Prepared	Analyzed	CAS No.	Qual
Alcohol by Direct Inject GCFID	Analytical Method: EPA 8015 - Alcohol								
2-Chloroethanol	ND	ug/L	10000	1190	1		08/05/14 14:39	107-07-3	
6010 MET ICP	Analytical Method: EPA 6010 Preparation Method: EPA 3010								
Iron	**30.0J**	ug/L	50.0	24.0	1	08/01/14 17:10	08/07/14 17:59	7439-89-6	
Manganese	**4.2J**	ug/L	5.0	2.5	1	08/01/14 17:10	08/07/14 17:59	7439-96-5	
8260 MSV	Analytical Method: EPA 5030B/8260								
Acetone	ND	ug/L	10.0	5.0	1		08/04/14 17:38	67-64-1	
Benzene	ND	ug/L	5.0	0.50	1		08/04/14 17:38	71-43-2	
Bromodichloromethane	ND	ug/L	5.0	0.50	1		08/04/14 17:38	75-27-4	
Bromoform	ND	ug/L	5.0	0.50	1		08/04/14 17:38	75-25-2	
Bromomethane	ND	ug/L	7.0	2.5	1		08/04/14 17:38	74-83-9	
2-Butanone (MEK)	ND	ug/L	10.0	5.0	1		08/04/14 17:38	78-93-3	
Carbon disulfide	ND	ug/L	10.0	2.5	1		08/04/14 17:38	75-15-0	
Carbon tetrachloride	ND	ug/L	5.0	0.50	1		08/04/14 17:38	56-23-5	
Chlorobenzene	ND	ug/L	5.0	0.50	1		08/04/14 17:38	108-90-7	
Chloroethane	ND	ug/L	10.0	0.50	1		08/04/14 17:38	75-00-3	
Chloroform	ND	ug/L	5.0	0.50	1		08/04/14 17:38	67-66-3	
Chloromethane	ND	ug/L	10.0	0.50	1		08/04/14 17:38	74-87-3	
Dibromochloromethane	ND	ug/L	5.0	0.50	1		08/04/14 17:38	124-48-1	
1,1-Dichloroethane	ND	ug/L	2.4	0.50	1		08/04/14 17:38	75-34-3	
1,2-Dichloroethane	ND	ug/L	5.0	0.50	1		08/04/14 17:38	107-06-2	
1,1-Dichloroethene	ND	ug/L	5.0	0.50	1		08/04/14 17:38	75-35-4	
cis-1,2-Dichloroethene	**27.5**	ug/L	5.0	0.50	1		08/04/14 17:38	156-59-2	
trans-1,2-Dichloroethene	ND	ug/L	5.0	0.50	1		08/04/14 17:38	156-60-5	
1,2-Dichloropropane	ND	ug/L	5.0	0.50	1		08/04/14 17:38	78-87-5	
cis-1,3-Dichloropropene	ND	ug/L	1.0	0.50	1		08/04/14 17:38	10061-01-5	
trans-1,3-Dichloropropene	ND	ug/L	1.0	0.50	1		08/04/14 17:38	10061-02-6	
Ethylbenzene	ND	ug/L	5.0	0.50	1		08/04/14 17:38	100-41-4	
2-Hexanone	ND	ug/L	10.0	5.0	1		08/04/14 17:38	591-78-6	
Methylene chloride	ND	ug/L	5.0	0.50	1		08/04/14 17:38	75-09-2	
4-Methyl-2-pentanone (MIBK)	ND	ug/L	10.0	2.5	1		08/04/14 17:38	108-10-1	
Styrene	ND	ug/L	5.0	0.50	1		08/04/14 17:38	100-42-5	
1,1,2,2-Tetrachloroethane	ND	ug/L	1.0	0.50	1		08/04/14 17:38	79-34-5	
Tetrachloroethene	ND	ug/L	5.0	0.50	1		08/04/14 17:38	127-18-4	
Toluene	ND	ug/L	5.0	0.50	1		08/04/14 17:38	108-88-3	
1,1,1-Trichloroethane	ND	ug/L	5.0	0.50	1		08/04/14 17:38	71-55-6	
1,1,2-Trichloroethane	ND	ug/L	5.0	0.50	1		08/04/14 17:38	79-00-5	
Trichloroethene	**36.5**	ug/L	5.0	0.50	1		08/04/14 17:38	79-01-6	
Vinyl chloride	ND	ug/L	2.0	0.50	1		08/04/14 17:38	75-01-4	
Xylene (Total)	ND	ug/L	5.0	1.5	1		08/04/14 17:38	1330-20-7	
Surrogates									
4-Bromofluorobenzene (S)	103	%	80-120		1		08/04/14 17:38	460-00-4	
1,2-Dichloroethane-d4 (S)	96	%	80-120		1		08/04/14 17:38	17060-07-0	
Toluene-d8 (S)	100	%	80-120		1		08/04/14 17:38	2037-26-5	
Preservation pH	**1.0**		0.10	0.10	1		08/04/14 17:38		

REPORT OF LABORATORY ANALYSIS

This report shall not be reproduced, except in full,
without the written consent of Pace Analytical Services, Inc..

Pace Analytical Services, Inc.
9608 Loiret Blvd.
Lenexa, KS 66219
(913)599-5665

ANALYTICAL RESULTS

Project: FORT SMITH, AR
Pace Project No.: 60174754

Sample: ITMW-13-201407 **Lab ID: 60174754006** Collected: 07/30/14 13:05 Received: 07/31/14 09:30 Matrix: Water

Parameters	Results	Units	Report Limit	MDL	DF	Prepared	Analyzed	CAS No.	Qual
2320B Alkalinity	Analytical Method: SM 2320B								
Alkalinity,Bicarbonate (CaCO3)	**71.8**	mg/L	20.0	1.9	1		08/08/14 15:22		
Alkalinity, Carbonate (CaCO3)	ND	mg/L	20.0	1.9	1		08/08/14 15:22		
Alkalinity, Total as CaCO3	**71.8**	mg/L	20.0	1.9	1		08/08/14 15:22		
Iron, Ferric (Calculation)	Analytical Method: SM 3500-Fe B#4								
Iron, Ferric	**0.030J**	mg/L	0.20		1		08/13/14 00:00	7439-89-6	
4500H+ pH, Electrometric	Analytical Method: SM 4500-H+B								
pH at 25 Degrees C	**6.0**	Std. Units	0.10	0.10	1		08/12/14 00:00		1e,H6
4500S2D Sulfide, Total	Analytical Method: SM 4500-S-2 D								
Sulfide, Total	ND	mg/L	0.050	0.0096	1		08/06/14 10:09	18496-25-8	
300.0 IC Anions 28 Days	Analytical Method: EPA 300.0								
Chloride	**23.0**	mg/L	2.0	0.45	2		08/05/14 10:52	16887-00-6	
Sulfate	**6.9**	mg/L	1.0	0.14	1		08/03/14 11:27	14808-79-8	
350.1 Ammonia	Analytical Method: EPA 350.1								
Nitrogen, Ammonia	ND	mg/L	0.10	0.014	1		08/05/14 14:04	7664-41-7	
353.2 Nitrogen, NO2/NO3 unpres	Analytical Method: EPA 353.2								
Nitrogen, Nitrate	**0.17**	mg/L	0.10	0.031	1		08/01/14 08:24		
Nitrogen, Nitrite	ND	mg/L	0.10	0.031	1		08/01/14 08:24		
Nitrogen, NO2 plus NO3	**0.17**	mg/L	0.10	0.013	1		08/01/14 08:24		
Total Carbon Dioxide Calc	Analytical Method: SM 4500-CO2 D								
Carbon Dioxide Calculation	**210**	mg/L			1		08/13/14 00:00		
5310C TOC	Analytical Method: SM 5310C								
Total Organic Carbon	ND	mg/L	1.0	0.50	1		08/12/14 15:50	7440-44-0	
SM4500P-E, Total Phosphorus	Analytical Method: SM 4500-P E Preparation Method: SM4500-P B								
Phosphate as P04	ND	mg/L	0.030	0.015	1	08/08/14 07:58	08/08/14 11:15		

This report shall not be reproduced, except in full,
without the written consent of Pace Analytical Services, Inc..

Pace Analytical Services, Inc.
9608 Loiret Blvd.
Lenexa, KS 66219
(913)599-5665

ANALYTICAL RESULTS

Project: FORT SMITH, AR
Pace Project No.: 60174754

Sample: MW-26-201407 **Lab ID: 60174754007** Collected: 07/30/14 10:56 Received: 07/31/14 09:30 Matrix: Water

Parameters	Results	Units	Report Limit	MDL	DF	Prepared	Analyzed	CAS No.	Qual
Alcohol by Direct Inject GCFID	Analytical Method: EPA 8015 - Alcohol								
2-Chloroethanol	ND	ug/L	10000	1190	1		08/05/14 14:50	107-07-3	
6010 MET ICP	Analytical Method: EPA 6010 Preparation Method: EPA 3010								
Iron	ND	ug/L	50.0	24.0	1	08/01/14 17:10	08/07/14 18:02	7439-89-6	
Manganese	**398**	ug/L	5.0	2.5	1	08/01/14 17:10	08/07/14 18:02	7439-96-5	
8260 MSV	Analytical Method: EPA 5030B/8260								
Acetone	ND	ug/L	10.0	5.0	1		08/04/14 17:52	67-64-1	
Benzene	ND	ug/L	5.0	0.50	1		08/04/14 17:52	71-43-2	
Bromodichloromethane	ND	ug/L	5.0	0.50	1		08/04/14 17:52	75-27-4	
Bromoform	ND	ug/L	5.0	0.50	1		08/04/14 17:52	75-25-2	
Bromomethane	ND	ug/L	7.0	2.5	1		08/04/14 17:52	74-83-9	
2-Butanone (MEK)	ND	ug/L	10.0	5.0	1		08/04/14 17:52	78-93-3	
Carbon disulfide	ND	ug/L	10.0	2.5	1		08/04/14 17:52	75-15-0	
Carbon tetrachloride	ND	ug/L	5.0	0.50	1		08/04/14 17:52	56-23-5	
Chlorobenzene	ND	ug/L	5.0	0.50	1		08/04/14 17:52	108-90-7	
Chloroethane	ND	ug/L	10.0	0.50	1		08/04/14 17:52	75-00-3	
Chloroform	ND	ug/L	5.0	0.50	1		08/04/14 17:52	67-66-3	
Chloromethane	ND	ug/L	10.0	0.50	1		08/04/14 17:52	74-87-3	
Dibromochloromethane	ND	ug/L	5.0	0.50	1		08/04/14 17:52	124-48-1	
1,1-Dichloroethane	ND	ug/L	2.4	0.50	1		08/04/14 17:52	75-34-3	
1,2-Dichloroethane	ND	ug/L	5.0	0.50	1		08/04/14 17:52	107-06-2	
1,1-Dichloroethene	ND	ug/L	5.0	0.50	1		08/04/14 17:52	75-35-4	
cis-1,2-Dichloroethene	ND	ug/L	5.0	0.50	1		08/04/14 17:52	156-59-2	
trans-1,2-Dichloroethene	ND	ug/L	5.0	0.50	1		08/04/14 17:52	156-60-5	
1,2-Dichloropropane	ND	ug/L	5.0	0.50	1		08/04/14 17:52	78-87-5	
cis-1,3-Dichloropropene	ND	ug/L	1.0	0.50	1		08/04/14 17:52	10061-01-5	
trans-1,3-Dichloropropene	ND	ug/L	1.0	0.50	1		08/04/14 17:52	10061-02-6	
Ethylbenzene	ND	ug/L	5.0	0.50	1		08/04/14 17:52	100-41-4	
2-Hexanone	ND	ug/L	10.0	5.0	1		08/04/14 17:52	591-78-6	
Methylene chloride	ND	ug/L	5.0	0.50	1		08/04/14 17:52	75-09-2	
4-Methyl-2-pentanone (MIBK)	ND	ug/L	10.0	2.5	1		08/04/14 17:52	108-10-1	
Styrene	ND	ug/L	5.0	0.50	1		08/04/14 17:52	100-42-5	
1,1,2,2-Tetrachloroethane	ND	ug/L	1.0	0.50	1		08/04/14 17:52	79-34-5	
Tetrachloroethene	ND	ug/L	5.0	0.50	1		08/04/14 17:52	127-18-4	
Toluene	ND	ug/L	5.0	0.50	1		08/04/14 17:52	108-88-3	
1,1,1-Trichloroethane	ND	ug/L	5.0	0.50	1		08/04/14 17:52	71-55-6	
1,1,2-Trichloroethane	ND	ug/L	5.0	0.50	1		08/04/14 17:52	79-00-5	
Trichloroethene	ND	ug/L	5.0	0.50	1		08/04/14 17:52	79-01-6	
Vinyl chloride	ND	ug/L	2.0	0.50	1		08/04/14 17:52	75-01-4	
Xylene (Total)	ND	ug/L	5.0	1.5	1		08/04/14 17:52	1330-20-7	
Surrogates									
4-Bromofluorobenzene (S)	97	%	80-120		1		08/04/14 17:52	460-00-4	
1,2-Dichloroethane-d4 (S)	99	%	80-120		1		08/04/14 17:52	17060-07-0	
Toluene-d8 (S)	100	%	80-120		1		08/04/14 17:52	2037-26-5	
Preservation pH	**1.0**		0.10	0.10	1		08/04/14 17:52		

This report shall not be reproduced, except in full,
without the written consent of Pace Analytical Services, Inc..

Pace Analytical Services, Inc.
9608 Loiret Blvd.
Lenexa, KS 66219
(913)599-5665

ANALYTICAL RESULTS

Project: FORT SMITH, AR
Pace Project No.: 60174754

Sample: MW-26-201407 **Lab ID: 60174754007** Collected: 07/30/14 10:56 Received: 07/31/14 09:30 Matrix: Water

Parameters	Results	Units	Report Limit	MDL	DF	Prepared	Analyzed	CAS No.	Qual
2320B Alkalinity	Analytical Method: SM 2320B								
Alkalinity,Bicarbonate (CaCO3)	**41.7**	mg/L	20.0	1.9	1		08/08/14 15:26		
Alkalinity, Carbonate (CaCO3)	ND	mg/L	20.0	1.9	1		08/08/14 15:26		
Alkalinity, Total as CaCO3	**41.7**	mg/L	20.0	1.9	1		08/08/14 15:26		
Iron, Ferric (Calculation)	Analytical Method: SM 3500-Fe B#4								
Iron, Ferric	**0.0J**	mg/L	0.20		1		08/13/14 00:00	7439-89-6	
4500H+ pH, Electrometric	Analytical Method: SM 4500-H+B								
pH at 25 Degrees C	**5.2**	Std. Units	0.10	0.10	1		08/12/14 00:00		1e,H6
4500S2D Sulfide, Total	Analytical Method: SM 4500-S-2 D								
Sulfide, Total	ND	mg/L	0.050	0.0096	1		08/06/14 10:09	18496-25-8	
300.0 IC Anions 28 Days	Analytical Method: EPA 300.0								
Chloride	**285**	mg/L	50.0	11.3	50		08/05/14 11:07	16887-00-6	
Sulfate	**9.6**	mg/L	1.0	0.14	1		08/03/14 11:41	14808-79-8	
350.1 Ammonia	Analytical Method: EPA 350.1								
Nitrogen, Ammonia	ND	mg/L	0.10	0.014	1		08/05/14 14:07	7664-41-7	
353.2 Nitrogen, NO2/NO3 unpres	Analytical Method: EPA 353.2								
Nitrogen, Nitrate	**2.6**	mg/L	0.10	0.031	1		08/01/14 08:25		
Nitrogen, Nitrite	ND	mg/L	0.10	0.031	1		08/01/14 08:25		
Nitrogen, NO2 plus NO3	**2.6**	mg/L	0.10	0.013	1		08/01/14 08:25		
Total Carbon Dioxide Calc	Analytical Method: SM 4500-CO2 D								
Carbon Dioxide Calculation	**575**	mg/L			1		08/13/14 00:00		
5310C TOC	Analytical Method: SM 5310C								
Total Organic Carbon	ND	mg/L	1.0	0.50	1		08/12/14 16:09	7440-44-0	
SM4500P-E, Total Phosphorus	Analytical Method: SM 4500-P E Preparation Method: SM4500-P B								
Phosphate as P04	ND	mg/L	0.030	0.015	1	08/08/14 07:58	08/08/14 11:15		

This report shall not be reproduced, except in full,
without the written consent of Pace Analytical Services, Inc..

Pace Analytical Services, Inc.
9608 Loiret Blvd.
Lenexa, KS 66219
(913)599-5665

ANALYTICAL RESULTS

Project: FORT SMITH, AR
Pace Project No.: 60174754

Sample: ITMW-20-201407 **Lab ID: 60174754008** Collected: 07/30/14 13:00 Received: 07/31/14 09:30 Matrix: Water

Parameters	Results	Units	Report Limit	MDL	DF	Prepared	Analyzed	CAS No.	Qual
Alcohol by Direct Inject GCFID	Analytical Method: EPA 8015 - Alcohol								
2-Chloroethanol	ND	ug/L	10000	1190	1		08/05/14 15:01	107-07-3	
6010 MET ICP	Analytical Method: EPA 6010 Preparation Method: EPA 3010								
Iron	ND	ug/L	50.0	24.0	1	08/01/14 17:10	08/07/14 18:04	7439-89-6	
Manganese	**3.3J**	ug/L	5.0	2.5	1	08/01/14 17:10	08/07/14 18:04	7439-96-5	
8260 MSV	Analytical Method: EPA 5030B/8260								
Acetone	ND	ug/L	10.0	5.0	1		08/04/14 18:07	67-64-1	
Benzene	ND	ug/L	5.0	0.50	1		08/04/14 18:07	71-43-2	
Bromodichloromethane	ND	ug/L	5.0	0.50	1		08/04/14 18:07	75-27-4	
Bromoform	ND	ug/L	5.0	0.50	1		08/04/14 18:07	75-25-2	
Bromomethane	ND	ug/L	7.0	2.5	1		08/04/14 18:07	74-83-9	
2-Butanone (MEK)	ND	ug/L	10.0	5.0	1		08/04/14 18:07	78-93-3	
Carbon disulfide	ND	ug/L	10.0	2.5	1		08/04/14 18:07	75-15-0	
Carbon tetrachloride	ND	ug/L	5.0	0.50	1		08/04/14 18:07	56-23-5	
Chlorobenzene	ND	ug/L	5.0	0.50	1		08/04/14 18:07	108-90-7	
Chloroethane	ND	ug/L	10.0	0.50	1		08/04/14 18:07	75-00-3	
Chloroform	ND	ug/L	5.0	0.50	1		08/04/14 18:07	67-66-3	
Chloromethane	ND	ug/L	10.0	0.50	1		08/04/14 18:07	74-87-3	
Dibromochloromethane	ND	ug/L	5.0	0.50	1		08/04/14 18:07	124-48-1	
1,1-Dichloroethane	ND	ug/L	2.4	0.50	1		08/04/14 18:07	75-34-3	
1,2-Dichloroethane	ND	ug/L	5.0	0.50	1		08/04/14 18:07	107-06-2	
1,1-Dichloroethene	ND	ug/L	5.0	0.50	1		08/04/14 18:07	75-35-4	
cis-1,2-Dichloroethene	ND	ug/L	5.0	0.50	1		08/04/14 18:07	156-59-2	
trans-1,2-Dichloroethene	ND	ug/L	5.0	0.50	1		08/04/14 18:07	156-60-5	
1,2-Dichloropropane	ND	ug/L	5.0	0.50	1		08/04/14 18:07	78-87-5	
cis-1,3-Dichloropropene	ND	ug/L	1.0	0.50	1		08/04/14 18:07	10061-01-5	
trans-1,3-Dichloropropene	ND	ug/L	1.0	0.50	1		08/04/14 18:07	10061-02-6	
Ethylbenzene	ND	ug/L	5.0	0.50	1		08/04/14 18:07	100-41-4	
2-Hexanone	ND	ug/L	10.0	5.0	1		08/04/14 18:07	591-78-6	
Methylene chloride	ND	ug/L	5.0	0.50	1		08/04/14 18:07	75-09-2	
4-Methyl-2-pentanone (MIBK)	ND	ug/L	10.0	2.5	1		08/04/14 18:07	108-10-1	
Styrene	ND	ug/L	5.0	0.50	1		08/04/14 18:07	100-42-5	
1,1,2,2-Tetrachloroethane	ND	ug/L	1.0	0.50	1		08/04/14 18:07	79-34-5	
Tetrachloroethene	ND	ug/L	5.0	0.50	1		08/04/14 18:07	127-18-4	
Toluene	ND	ug/L	5.0	0.50	1		08/04/14 18:07	108-88-3	
1,1,1-Trichloroethane	ND	ug/L	5.0	0.50	1		08/04/14 18:07	71-55-6	
1,1,2-Trichloroethane	ND	ug/L	5.0	0.50	1		08/04/14 18:07	79-00-5	
Trichloroethene	ND	ug/L	5.0	0.50	1		08/04/14 18:07	79-01-6	
Vinyl chloride	ND	ug/L	2.0	0.50	1		08/04/14 18:07	75-01-4	
Xylene (Total)	ND	ug/L	5.0	1.5	1		08/04/14 18:07	1330-20-7	
Surrogates									
4-Bromofluorobenzene (S)	103	%	80-120		1		08/04/14 18:07	460-00-4	
1,2-Dichloroethane-d4 (S)	96	%	80-120		1		08/04/14 18:07	17060-07-0	
Toluene-d8 (S)	101	%	80-120		1		08/04/14 18:07	2037-26-5	
Preservation pH	**1.0**		0.10	0.10	1		08/04/14 18:07		

This report shall not be reproduced, except in full,
without the written consent of Pace Analytical Services, Inc..

Pace Analytical Services, Inc.
9608 Loiret Blvd.
Lenexa, KS 66219
(913)599-5665

ANALYTICAL RESULTS

Project: FORT SMITH, AR
Pace Project No.: 60174754

Sample: ITMW-20-201407 **Lab ID: 60174754008** Collected: 07/30/14 13:00 Received: 07/31/14 09:30 Matrix: Water

Parameters	Results	Units	Report Limit	MDL	DF	Prepared	Analyzed	CAS No.	Qual
2320B Alkalinity	Analytical Method: SM 2320B								
Alkalinity,Bicarbonate (CaCO3)	**149**	mg/L	20.0	1.9	1		08/08/14 15:30		
Alkalinity, Carbonate (CaCO3)	ND	mg/L	20.0	1.9	1		08/08/14 15:30		
Alkalinity, Total as CaCO3	**149**	mg/L	20.0	1.9	1		08/08/14 15:30		
Iron, Ferric (Calculation)	Analytical Method: SM 3500-Fe B#4								
Iron, Ferric	**0.0J**	mg/L	0.20		1		08/13/14 00:00	7439-89-6	
4500H+ pH, Electrometric	Analytical Method: SM 4500-H+B								
pH at 25 Degrees C	**6.6**	Std. Units	0.10	0.10	1		08/12/14 00:00		1e,H6
4500S2D Sulfide, Total	Analytical Method: SM 4500-S-2 D								
Sulfide, Total	ND	mg/L	0.050	0.0096	1		08/06/14 10:10	18496-25-8	
300.0 IC Anions 28 Days	Analytical Method: EPA 300.0								
Chloride	**107**	mg/L	10.0	2.3	10		08/05/14 11:21	16887-00-6	
Sulfate	**16.9**	mg/L	1.0	0.14	1		08/03/14 11:56	14808-79-8	
350.1 Ammonia	Analytical Method: EPA 350.1								
Nitrogen, Ammonia	ND	mg/L	0.10	0.014	1		08/05/14 14:08	7664-41-7	
353.2 Nitrogen, NO2/NO3 unpres	Analytical Method: EPA 353.2								
Nitrogen, Nitrate	**1.2**	mg/L	0.10	0.031	1		08/01/14 08:26		
Nitrogen, Nitrite	ND	mg/L	0.10	0.031	1		08/01/14 08:26		
Nitrogen, NO2 plus NO3	**1.2**	mg/L	0.10	0.013	1		08/01/14 08:26		
Total Carbon Dioxide Calc	Analytical Method: SM 4500-CO2 D								
Carbon Dioxide Calculation	**210**	mg/L			1		08/13/14 00:00		
5310C TOC	Analytical Method: SM 5310C								
Total Organic Carbon	ND	mg/L	1.0	0.50	1		08/13/14 08:36	7440-44-0	
SM4500P-E, Total Phosphorus	Analytical Method: SM 4500-P E Preparation Method: SM4500-P B								
Phosphate as P04	ND	mg/L	0.030	0.015	1	08/08/14 07:58	08/08/14 11:16		

This report shall not be reproduced, except in full,
without the written consent of Pace Analytical Services, Inc..

Pace Analytical Services, Inc.
9608 Loiret Blvd.
Lenexa, KS 66219
(913)599-5665

ANALYTICAL RESULTS

Project: FORT SMITH, AR
Pace Project No.: 60174754

Sample: ITMW-9-201407 **Lab ID: 60174754009** Collected: 07/30/14 14:45 Received: 07/31/14 09:30 Matrix: Water

Parameters	Results	Units	Report Limit	MDL	DF	Prepared	Analyzed	CAS No.	Qual
Alcohol by Direct Inject GCFID	Analytical Method: EPA 8015 - Alcohol								
2-Chloroethanol	ND	ug/L	10000	1190	1		08/05/14 15:13	107-07-3	
6010 MET ICP	Analytical Method: EPA 6010 Preparation Method: EPA 3010								
Iron	**30.1J**	ug/L	50.0	24.0	1	08/01/14 17:10	08/07/14 18:06	7439-89-6	
Manganese	**111**	ug/L	5.0	2.5	1	08/01/14 17:10	08/07/14 18:06	7439-96-5	
8260 MSV	Analytical Method: EPA 5030B/8260								
Acetone	ND	ug/L	10.0	5.0	1		08/04/14 18:21	67-64-1	
Benzene	ND	ug/L	5.0	0.50	1		08/04/14 18:21	71-43-2	
Bromodichloromethane	ND	ug/L	5.0	0.50	1		08/04/14 18:21	75-27-4	
Bromoform	ND	ug/L	5.0	0.50	1		08/04/14 18:21	75-25-2	
Bromomethane	ND	ug/L	7.0	2.5	1		08/04/14 18:21	74-83-9	
2-Butanone (MEK)	ND	ug/L	10.0	5.0	1		08/04/14 18:21	78-93-3	
Carbon disulfide	ND	ug/L	10.0	2.5	1		08/04/14 18:21	75-15-0	
Carbon tetrachloride	ND	ug/L	5.0	0.50	1		08/04/14 18:21	56-23-5	
Chlorobenzene	ND	ug/L	5.0	0.50	1		08/04/14 18:21	108-90-7	
Chloroethane	ND	ug/L	10.0	0.50	1		08/04/14 18:21	75-00-3	
Chloroform	ND	ug/L	5.0	0.50	1		08/04/14 18:21	67-66-3	
Chloromethane	ND	ug/L	10.0	0.50	1		08/04/14 18:21	74-87-3	
Dibromochloromethane	ND	ug/L	5.0	0.50	1		08/04/14 18:21	124-48-1	
1,1-Dichloroethane	ND	ug/L	2.4	0.50	1		08/04/14 18:21	75-34-3	
1,2-Dichloroethane	ND	ug/L	5.0	0.50	1		08/04/14 18:21	107-06-2	
1,1-Dichloroethene	**0.74J**	ug/L	5.0	0.50	1		08/04/14 18:21	75-35-4	
cis-1,2-Dichloroethene	**44.4**	ug/L	5.0	0.50	1		08/04/14 18:21	156-59-2	
trans-1,2-Dichloroethene	ND	ug/L	5.0	0.50	1		08/04/14 18:21	156-60-5	
1,2-Dichloropropane	ND	ug/L	5.0	0.50	1		08/04/14 18:21	78-87-5	
cis-1,3-Dichloropropene	ND	ug/L	1.0	0.50	1		08/04/14 18:21	10061-01-5	
trans-1,3-Dichloropropene	ND	ug/L	1.0	0.50	1		08/04/14 18:21	10061-02-6	
Ethylbenzene	ND	ug/L	5.0	0.50	1		08/04/14 18:21	100-41-4	
2-Hexanone	ND	ug/L	10.0	5.0	1		08/04/14 18:21	591-78-6	
Methylene chloride	ND	ug/L	5.0	0.50	1		08/04/14 18:21	75-09-2	
4-Methyl-2-pentanone (MIBK)	ND	ug/L	10.0	2.5	1		08/04/14 18:21	108-10-1	
Styrene	ND	ug/L	5.0	0.50	1		08/04/14 18:21	100-42-5	
1,1,2,2-Tetrachloroethane	ND	ug/L	1.0	0.50	1		08/04/14 18:21	79-34-5	
Tetrachloroethene	ND	ug/L	5.0	0.50	1		08/04/14 18:21	127-18-4	
Toluene	ND	ug/L	5.0	0.50	1		08/04/14 18:21	108-88-3	
1,1,1-Trichloroethane	ND	ug/L	5.0	0.50	1		08/04/14 18:21	71-55-6	
1,1,2-Trichloroethane	ND	ug/L	5.0	0.50	1		08/04/14 18:21	79-00-5	
Trichloroethene	**141**	ug/L	5.0	0.50	1		08/04/14 18:21	79-01-6	
Vinyl chloride	**0.53J**	ug/L	2.0	0.50	1		08/04/14 18:21	75-01-4	
Xylene (Total)	ND	ug/L	5.0	1.5	1		08/04/14 18:21	1330-20-7	
Surrogates									
4-Bromofluorobenzene (S)	98	%	80-120		1		08/04/14 18:21	460-00-4	
1,2-Dichloroethane-d4 (S)	94	%	80-120		1		08/04/14 18:21	17060-07-0	
Toluene-d8 (S)	101	%	80-120		1		08/04/14 18:21	2037-26-5	
Preservation pH	**1.0**		0.10	0.10	1		08/04/14 18:21		

This report shall not be reproduced, except in full,
without the written consent of Pace Analytical Services, Inc..

Pace Analytical Services, Inc.
9608 Loiret Blvd.
Lenexa, KS 66219
(913)599-5665

ANALYTICAL RESULTS

Project: FORT SMITH, AR
Pace Project No.: 60174754

Sample: ITMW-9-201407 **Lab ID: 60174754009** Collected: 07/30/14 14:45 Received: 07/31/14 09:30 Matrix: Water

Parameters	Results	Units	Report Limit	MDL	DF	Prepared	Analyzed	CAS No.	Qual
2320B Alkalinity	Analytical Method: SM 2320B								
Alkalinity,Bicarbonate (CaCO3)	**38.6**	mg/L	20.0	1.9	1		08/08/14 15:34		
Alkalinity, Carbonate (CaCO3)	ND	mg/L	20.0	1.9	1		08/08/14 15:34		
Alkalinity, Total as CaCO3	**38.6**	mg/L	20.0	1.9	1		08/08/14 15:34		
Iron, Ferric (Calculation)	Analytical Method: SM 3500-Fe B#4								
Iron, Ferric	**0.031J**	mg/L	0.20		1		08/13/14 00:00	7439-89-6	
4500H+ pH, Electrometric	Analytical Method: SM 4500-H+B								
pH at 25 Degrees C	**5.3**	Std. Units	0.10	0.10	1		08/12/14 00:00		1e,H6
4500S2D Sulfide, Total	Analytical Method: SM 4500-S-2 D								
Sulfide, Total	ND	mg/L	0.050	0.0096	1		08/06/14 10:10	18496-25-8	
300.0 IC Anions 28 Days	Analytical Method: EPA 300.0								
Chloride	**108**	mg/L	10.0	2.3	10		08/05/14 11:50	16887-00-6	
Sulfate	**23.0**	mg/L	2.0	0.29	2		08/05/14 11:36	14808-79-8	
350.1 Ammonia	Analytical Method: EPA 350.1								
Nitrogen, Ammonia	ND	mg/L	0.10	0.014	1		08/05/14 14:09	7664-41-7	
353.2 Nitrogen, NO2/NO3 unpres	Analytical Method: EPA 353.2								
Nitrogen, Nitrate	**20.3**	mg/L	0.50	0.16	5		08/01/14 08:59		
Nitrogen, Nitrite	ND	mg/L	0.50	0.16	5		08/01/14 08:59		
Nitrogen, NO2 plus NO3	**20.3**	mg/L	0.50	0.066	5		08/01/14 08:59		
Total Carbon Dioxide Calc	Analytical Method: SM 4500-CO2 D								
Carbon Dioxide Calculation	**395**	mg/L			1		08/13/14 00:00		
5310C TOC	Analytical Method: SM 5310C								
Total Organic Carbon	**0.73J**	mg/L	1.0	0.50	1		08/13/14 08:55	7440-44-0	
SM4500P-E, Total Phosphorus	Analytical Method: SM 4500-P E Preparation Method: SM4500-P B								
Phosphate as P04	ND	mg/L	0.030	0.015	1	08/08/14 07:58	08/08/14 11:16		

This report shall not be reproduced, except in full,
without the written consent of Pace Analytical Services, Inc..

Pace Analytical Services, Inc.
9608 Loiret Blvd.
Lenexa, KS 66219
(913)599-5665

ANALYTICAL RESULTS

Project: FORT SMITH, AR
Pace Project No.: 60174754

Sample: DUP-6-201407 **Lab ID: 60174754010** Collected: 07/30/14 14:45 Received: 07/31/14 09:30 Matrix: Water

Parameters	Results	Units	Report Limit	MDL	DF	Prepared	Analyzed	CAS No.	Qual
8260 MSV	Analytical Method: EPA 5030B/8260								
Acetone	ND	ug/L	10.0	5.0	1		08/04/14 18:49	67-64-1	
Benzene	ND	ug/L	5.0	0.50	1		08/04/14 18:49	71-43-2	
Bromodichloromethane	ND	ug/L	5.0	0.50	1		08/04/14 18:49	75-27-4	
Bromoform	ND	ug/L	5.0	0.50	1		08/04/14 18:49	75-25-2	
Bromomethane	ND	ug/L	7.0	2.5	1		08/04/14 18:49	74-83-9	
2-Butanone (MEK)	ND	ug/L	10.0	5.0	1		08/04/14 18:49	78-93-3	
Carbon disulfide	ND	ug/L	10.0	2.5	1		08/04/14 18:49	75-15-0	
Carbon tetrachloride	ND	ug/L	5.0	0.50	1		08/04/14 18:49	56-23-5	
Chlorobenzene	ND	ug/L	5.0	0.50	1		08/04/14 18:49	108-90-7	
Chloroethane	ND	ug/L	10.0	0.50	1		08/04/14 18:49	75-00-3	
Chloroform	ND	ug/L	5.0	0.50	1		08/04/14 18:49	67-66-3	
Chloromethane	ND	ug/L	10.0	0.50	1		08/04/14 18:49	74-87-3	
Dibromochloromethane	ND	ug/L	5.0	0.50	1		08/04/14 18:49	124-48-1	
1,1-Dichloroethane	ND	ug/L	2.4	0.50	1		08/04/14 18:49	75-34-3	
1,2-Dichloroethane	ND	ug/L	5.0	0.50	1		08/04/14 18:49	107-06-2	
1,1-Dichloroethene	**0.84J**	ug/L	5.0	0.50	1		08/04/14 18:49	75-35-4	
cis-1,2-Dichloroethene	**43.9**	ug/L	5.0	0.50	1		08/04/14 18:49	156-59-2	
trans-1,2-Dichloroethene	ND	ug/L	5.0	0.50	1		08/04/14 18:49	156-60-5	
1,2-Dichloropropane	ND	ug/L	5.0	0.50	1		08/04/14 18:49	78-87-5	
cis-1,3-Dichloropropene	ND	ug/L	1.0	0.50	1		08/04/14 18:49	10061-01-5	
trans-1,3-Dichloropropene	ND	ug/L	1.0	0.50	1		08/04/14 18:49	10061-02-6	
Ethylbenzene	ND	ug/L	5.0	0.50	1		08/04/14 18:49	100-41-4	
2-Hexanone	ND	ug/L	10.0	5.0	1		08/04/14 18:49	591-78-6	
Methylene chloride	ND	ug/L	5.0	0.50	1		08/04/14 18:49	75-09-2	
4-Methyl-2-pentanone (MIBK)	ND	ug/L	10.0	2.5	1		08/04/14 18:49	108-10-1	
Styrene	ND	ug/L	5.0	0.50	1		08/04/14 18:49	100-42-5	
1,1,2,2-Tetrachloroethane	ND	ug/L	1.0	0.50	1		08/04/14 18:49	79-34-5	
Tetrachloroethene	ND	ug/L	5.0	0.50	1		08/04/14 18:49	127-18-4	
Toluene	ND	ug/L	5.0	0.50	1		08/04/14 18:49	108-88-3	
1,1,1-Trichloroethane	ND	ug/L	5.0	0.50	1		08/04/14 18:49	71-55-6	
1,1,2-Trichloroethane	ND	ug/L	5.0	0.50	1		08/04/14 18:49	79-00-5	
Trichloroethene	**143**	ug/L	5.0	0.50	1		08/04/14 18:49	79-01-6	
Vinyl chloride	**0.54J**	ug/L	2.0	0.50	1		08/04/14 18:49	75-01-4	
Xylene (Total)	ND	ug/L	5.0	1.5	1		08/04/14 18:49	1330-20-7	
Surrogates									
4-Bromofluorobenzene (S)	95	%	80-120		1		08/04/14 18:49	460-00-4	
1,2-Dichloroethane-d4 (S)	95	%	80-120		1		08/04/14 18:49	17060-07-0	
Toluene-d8 (S)	99	%	80-120		1		08/04/14 18:49	2037-26-5	
Preservation pH	**1.0**		0.10	0.10	1		08/04/14 18:49		

This report shall not be reproduced, except in full,
without the written consent of Pace Analytical Services, Inc..

Pace Analytical Services, Inc.
9608 Loiret Blvd.
Lenexa, KS 66219
(913)599-5665

ANALYTICAL RESULTS

Project: FORT SMITH, AR
Pace Project No.: 60174754

Sample: ITMW-10-201407 **Lab ID: 60174754011** Collected: 07/30/14 14:10 Received: 07/31/14 09:30 Matrix: Water

Parameters	Results	Units	Report Limit	MDL	DF	Prepared	Analyzed	CAS No.	Qual
Alcohol by Direct Inject GCFID	Analytical Method: EPA 8015 - Alcohol								
2-Chloroethanol	ND	ug/L	10000	1190	1		08/05/14 15:24	107-07-3	
6010 MET ICP	Analytical Method: EPA 6010 Preparation Method: EPA 3010								
Iron	ND	ug/L	50.0	24.0	1	08/01/14 17:10	08/07/14 18:08	7439-89-6	
Manganese	**46.3**	ug/L	5.0	2.5	1	08/01/14 17:10	08/07/14 18:08	7439-96-5	
8260 MSV	Analytical Method: EPA 5030B/8260								
Acetone	ND	ug/L	10.0	5.0	1		08/04/14 19:04	67-64-1	
Benzene	ND	ug/L	5.0	0.50	1		08/04/14 19:04	71-43-2	
Bromodichloromethane	ND	ug/L	5.0	0.50	1		08/04/14 19:04	75-27-4	
Bromoform	ND	ug/L	5.0	0.50	1		08/04/14 19:04	75-25-2	
Bromomethane	ND	ug/L	7.0	2.5	1		08/04/14 19:04	74-83-9	
2-Butanone (MEK)	ND	ug/L	10.0	5.0	1		08/04/14 19:04	78-93-3	
Carbon disulfide	ND	ug/L	10.0	2.5	1		08/04/14 19:04	75-15-0	
Carbon tetrachloride	ND	ug/L	5.0	0.50	1		08/04/14 19:04	56-23-5	
Chlorobenzene	ND	ug/L	5.0	0.50	1		08/04/14 19:04	108-90-7	
Chloroethane	ND	ug/L	10.0	0.50	1		08/04/14 19:04	75-00-3	
Chloroform	ND	ug/L	5.0	0.50	1		08/04/14 19:04	67-66-3	
Chloromethane	ND	ug/L	10.0	0.50	1		08/04/14 19:04	74-87-3	
Dibromochloromethane	ND	ug/L	5.0	0.50	1		08/04/14 19:04	124-48-1	
1,1-Dichloroethane	**2.9**	ug/L	2.4	0.50	1		08/04/14 19:04	75-34-3	
1,2-Dichloroethane	ND	ug/L	5.0	0.50	1		08/04/14 19:04	107-06-2	
1,1-Dichloroethene	**4.1J**	ug/L	5.0	0.50	1		08/04/14 19:04	75-35-4	
cis-1,2-Dichloroethene	**38.3**	ug/L	5.0	0.50	1		08/04/14 19:04	156-59-2	
trans-1,2-Dichloroethene	ND	ug/L	5.0	0.50	1		08/04/14 19:04	156-60-5	
1,2-Dichloropropane	ND	ug/L	5.0	0.50	1		08/04/14 19:04	78-87-5	
cis-1,3-Dichloropropene	ND	ug/L	1.0	0.50	1		08/04/14 19:04	10061-01-5	
trans-1,3-Dichloropropene	ND	ug/L	1.0	0.50	1		08/04/14 19:04	10061-02-6	
Ethylbenzene	ND	ug/L	5.0	0.50	1		08/04/14 19:04	100-41-4	
2-Hexanone	ND	ug/L	10.0	5.0	1		08/04/14 19:04	591-78-6	
Methylene chloride	ND	ug/L	5.0	0.50	1		08/04/14 19:04	75-09-2	
4-Methyl-2-pentanone (MIBK)	ND	ug/L	10.0	2.5	1		08/04/14 19:04	108-10-1	
Styrene	ND	ug/L	5.0	0.50	1		08/04/14 19:04	100-42-5	
1,1,2,2-Tetrachloroethane	ND	ug/L	1.0	0.50	1		08/04/14 19:04	79-34-5	
Tetrachloroethene	**0.64J**	ug/L	5.0	0.50	1		08/04/14 19:04	127-18-4	
Toluene	**0.62J**	ug/L	5.0	0.50	1		08/04/14 19:04	108-88-3	
1,1,1-Trichloroethane	ND	ug/L	5.0	0.50	1		08/04/14 19:04	71-55-6	
1,1,2-Trichloroethane	ND	ug/L	5.0	0.50	1		08/04/14 19:04	79-00-5	
Trichloroethene	**273**	ug/L	25.0	2.5	5		08/05/14 14:13	79-01-6	
Vinyl chloride	**1.8J**	ug/L	2.0	0.50	1		08/04/14 19:04	75-01-4	
Xylene (Total)	ND	ug/L	5.0	1.5	1		08/04/14 19:04	1330-20-7	
Surrogates									
4-Bromofluorobenzene (S)	101	%	80-120		1		08/04/14 19:04	460-00-4	
1,2-Dichloroethane-d4 (S)	99	%	80-120		1		08/04/14 19:04	17060-07-0	
Toluene-d8 (S)	101	%	80-120		1		08/04/14 19:04	2037-26-5	
Preservation pH	**1.0**		0.10	0.10	1		08/04/14 19:04		

REPORT OF LABORATORY ANALYSIS

This report shall not be reproduced, except in full,
without the written consent of Pace Analytical Services, Inc..

Pace Analytical Services, Inc.
9608 Loiret Blvd.
Lenexa, KS 66219
(913)599-5665

ANALYTICAL RESULTS

Project: FORT SMITH, AR
Pace Project No.: 60174754

Sample: ITMW-10-201407 **Lab ID: 60174754011** Collected: 07/30/14 14:10 Received: 07/31/14 09:30 Matrix: Water

Parameters	Results	Units	Report Limit	MDL	DF	Prepared	Analyzed	CAS No.	Qual
2320B Alkalinity	Analytical Method: SM 2320B								
Alkalinity,Bicarbonate (CaCO3)	**104**	mg/L	20.0	1.9	1		08/08/14 15:38		
Alkalinity, Carbonate (CaCO3)	ND	mg/L	20.0	1.9	1		08/08/14 15:38		
Alkalinity, Total as CaCO3	**104**	mg/L	20.0	1.9	1		08/08/14 15:38		
Iron, Ferric (Calculation)	Analytical Method: SM 3500-Fe B#4								
Iron, Ferric	**0.0J**	mg/L	0.20		1		08/13/14 00:00	7439-89-6	
4500H+ pH, Electrometric	Analytical Method: SM 4500-H+B								
pH at 25 Degrees C	**5.4**	Std. Units	0.10	0.10	1		08/12/14 00:00		1e,H6
4500S2D Sulfide, Total	Analytical Method: SM 4500-S-2 D								
Sulfide, Total	ND	mg/L	0.050	0.0096	1		08/06/14 10:11	18496-25-8	
300.0 IC Anions 28 Days	Analytical Method: EPA 300.0								
Chloride	**117**	mg/L	10.0	2.3	10		08/05/14 12:19	16887-00-6	
Sulfate	**33.6**	mg/L	5.0	0.72	5		08/05/14 12:04	14808-79-8	
350.1 Ammonia	Analytical Method: EPA 350.1								
Nitrogen, Ammonia	ND	mg/L	0.10	0.014	1		08/05/14 14:10	7664-41-7	
353.2 Nitrogen, NO2/NO3 unpres	Analytical Method: EPA 353.2								
Nitrogen, Nitrate	**5.6**	mg/L	0.20	0.062	2		08/01/14 09:01		
Nitrogen, Nitrite	ND	mg/L	0.20	0.062	2		08/01/14 09:01		
Nitrogen, NO2 plus NO3	**5.6**	mg/L	0.20	0.026	2		08/01/14 09:01		
Total Carbon Dioxide Calc	Analytical Method: SM 4500-CO2 D								
Carbon Dioxide Calculation	**868**	mg/L			1		08/13/14 00:00		
5310C TOC	Analytical Method: SM 5310C								
Total Organic Carbon	**1.2**	mg/L	1.0	0.50	1		08/13/14 09:14	7440-44-0	
SM4500P-E, Total Phosphorus	Analytical Method: SM 4500-P E Preparation Method: SM4500-P B								
Phosphate as P04	ND	mg/L	0.030	0.015	1	08/08/14 07:58	08/08/14 11:16		

This report shall not be reproduced, except in full,
without the written consent of Pace Analytical Services, Inc..

Pace Analytical Services, Inc.
9608 Loiret Blvd.
Lenexa, KS 66219
(913)599-5665

ANALYTICAL RESULTS

Project: FORT SMITH, AR
Pace Project No.: 60174754

Sample: ITMW-7-201407 **Lab ID: 60174754012** Collected: 07/30/14 15:10 Received: 07/31/14 09:30 Matrix: Water

Parameters	Results	Units	Report Limit	MDL	DF	Prepared	Analyzed	CAS No.	Qual
Alcohol by Direct Inject GCFID	Analytical Method: EPA 8015 - Alcohol								
2-Chloroethanol	ND	ug/L	10000	1190	1		08/05/14 15:35	107-07-3	
6010 MET ICP	Analytical Method: EPA 6010 Preparation Method: EPA 3010								
Iron	ND	ug/L	50.0	24.0	1	08/01/14 17:10	08/07/14 18:15	7439-89-6	
Manganese	**88.8**	ug/L	5.0	2.5	1	08/01/14 17:10	08/07/14 18:15	7439-96-5	
8260 MSV	Analytical Method: EPA 5030B/8260								
Acetone	ND	ug/L	10.0	5.0	1		08/05/14 03:35	67-64-1	
Benzene	ND	ug/L	5.0	0.50	1		08/05/14 03:35	71-43-2	
Bromodichloromethane	ND	ug/L	5.0	0.50	1		08/05/14 03:35	75-27-4	
Bromoform	ND	ug/L	5.0	0.50	1		08/05/14 03:35	75-25-2	
Bromomethane	ND	ug/L	7.0	2.5	1		08/05/14 03:35	74-83-9	
2-Butanone (MEK)	ND	ug/L	10.0	5.0	1		08/05/14 03:35	78-93-3	
Carbon disulfide	ND	ug/L	10.0	2.5	1		08/05/14 03:35	75-15-0	
Carbon tetrachloride	ND	ug/L	5.0	0.50	1		08/05/14 03:35	56-23-5	
Chlorobenzene	**0.57J**	ug/L	5.0	0.50	1		08/05/14 03:35	108-90-7	
Chloroethane	ND	ug/L	10.0	0.50	1		08/05/14 03:35	75-00-3	
Chloroform	ND	ug/L	5.0	0.50	1		08/05/14 03:35	67-66-3	
Chloromethane	ND	ug/L	10.0	0.50	1		08/05/14 03:35	74-87-3	
Dibromochloromethane	ND	ug/L	5.0	0.50	1		08/05/14 03:35	124-48-1	
1,1-Dichloroethane	ND	ug/L	2.4	0.50	1		08/05/14 03:35	75-34-3	
1,2-Dichloroethane	ND	ug/L	5.0	0.50	1		08/05/14 03:35	107-06-2	
1,1-Dichloroethene	ND	ug/L	5.0	0.50	1		08/05/14 03:35	75-35-4	
cis-1,2-Dichloroethene	**11.2**	ug/L	5.0	0.50	1		08/05/14 03:35	156-59-2	
trans-1,2-Dichloroethene	ND	ug/L	5.0	0.50	1		08/05/14 03:35	156-60-5	
1,2-Dichloropropane	ND	ug/L	5.0	0.50	1		08/05/14 03:35	78-87-5	
cis-1,3-Dichloropropene	ND	ug/L	1.0	0.50	1		08/05/14 03:35	10061-01-5	
trans-1,3-Dichloropropene	ND	ug/L	1.0	0.50	1		08/05/14 03:35	10061-02-6	
Ethylbenzene	ND	ug/L	5.0	0.50	1		08/05/14 03:35	100-41-4	
2-Hexanone	ND	ug/L	10.0	5.0	1		08/05/14 03:35	591-78-6	
Methylene chloride	ND	ug/L	5.0	0.50	1		08/05/14 03:35	75-09-2	
4-Methyl-2-pentanone (MIBK)	ND	ug/L	10.0	2.5	1		08/05/14 03:35	108-10-1	
Styrene	ND	ug/L	5.0	0.50	1		08/05/14 03:35	100-42-5	
1,1,2,2-Tetrachloroethane	ND	ug/L	1.0	0.50	1		08/05/14 03:35	79-34-5	
Tetrachloroethene	ND	ug/L	5.0	0.50	1		08/05/14 03:35	127-18-4	
Toluene	ND	ug/L	5.0	0.50	1		08/05/14 03:35	108-88-3	
1,1,1-Trichloroethane	ND	ug/L	5.0	0.50	1		08/05/14 03:35	71-55-6	
1,1,2-Trichloroethane	ND	ug/L	5.0	0.50	1		08/05/14 03:35	79-00-5	
Trichloroethene	**36.7**	ug/L	5.0	0.50	1		08/05/14 03:35	79-01-6	
Vinyl chloride	ND	ug/L	2.0	0.50	1		08/05/14 03:35	75-01-4	
Xylene (Total)	ND	ug/L	5.0	1.5	1		08/05/14 03:35	1330-20-7	
Surrogates									
4-Bromofluorobenzene (S)	99	%	80-120		1		08/05/14 03:35	460-00-4	
1,2-Dichloroethane-d4 (S)	99	%	80-120		1		08/05/14 03:35	17060-07-0	
Toluene-d8 (S)	101	%	80-120		1		08/05/14 03:35	2037-26-5	
Preservation pH	**1.0**		0.10	0.10	1		08/05/14 03:35		

REPORT OF LABORATORY ANALYSIS

This report shall not be reproduced, except in full,
without the written consent of Pace Analytical Services, Inc..

Pace Analytical Services, Inc.
9608 Loiret Blvd.
Lenexa, KS 66219
(913)599-5665

ANALYTICAL RESULTS

Project: FORT SMITH, AR
Pace Project No.: 60174754

Sample: ITMW-7-201407 **Lab ID: 60174754012** Collected: 07/30/14 15:10 Received: 07/31/14 09:30 Matrix: Water

Parameters	Results	Units	Report Limit	MDL	DF	Prepared	Analyzed	CAS No.	Qual
2320B Alkalinity	Analytical Method: SM 2320B								
Alkalinity,Bicarbonate (CaCO3)	**12.8J**	mg/L	20.0	1.9	1		08/08/14 15:42		
Alkalinity, Carbonate (CaCO3)	ND	mg/L	20.0	1.9	1		08/08/14 15:42		
Alkalinity, Total as CaCO3	**12.8J**	mg/L	20.0	1.9	1		08/08/14 15:42		
Iron, Ferric (Calculation)	Analytical Method: SM 3500-Fe B#4								
Iron, Ferric	**0.0J**	mg/L	0.20		1		08/13/14 00:00	7439-89-6	
4500H+ pH, Electrometric	Analytical Method: SM 4500-H+B								
pH at 25 Degrees C	**5.0**	Std. Units	0.10	0.10	1		08/12/14 00:00		1e,H6
4500S2D Sulfide, Total	Analytical Method: SM 4500-S-2 D								
Sulfide, Total	ND	mg/L	0.050	0.0096	1		08/06/14 10:11	18496-25-8	
300.0 IC Anions 28 Days	Analytical Method: EPA 300.0								
Chloride	**259**	mg/L	50.0	11.3	50		08/05/14 12:33	16887-00-6	
Sulfate	**10.7**	mg/L	1.0	0.14	1		08/03/14 12:39	14808-79-8	
350.1 Ammonia	Analytical Method: EPA 350.1								
Nitrogen, Ammonia	**0.16**	mg/L	0.10	0.014	1		08/05/14 14:11	7664-41-7	M1
353.2 Nitrogen, NO2/NO3 unpres	Analytical Method: EPA 353.2								
Nitrogen, Nitrate	**2.8**	mg/L	0.10	0.031	1		08/01/14 08:30		
Nitrogen, Nitrite	ND	mg/L	0.10	0.031	1		08/01/14 08:30		
Nitrogen, NO2 plus NO3	**2.8**	mg/L	0.10	0.013	1		08/01/14 08:30		
Total Carbon Dioxide Calc	Analytical Method: SM 4500-CO2 D								
Carbon Dioxide Calculation	**0.0**	mg/L			1		08/13/14 00:00		
5310C TOC	Analytical Method: SM 5310C								
Total Organic Carbon	ND	mg/L	1.0	0.50	1		08/13/14 09:34	7440-44-0	
SM4500P-E, Total Phosphorus	Analytical Method: SM 4500-P E Preparation Method: SM4500-P B								
Phosphate as P04	ND	mg/L	0.030	0.015	1	08/08/14 07:58	08/08/14 11:12		

This report shall not be reproduced, except in full,
without the written consent of Pace Analytical Services, Inc..

Pace Analytical Services, Inc.
9608 Loiret Blvd.
Lenexa, KS 66219
(913)599-5665

ANALYTICAL RESULTS

Project: FORT SMITH, AR
Pace Project No.: 60174754

Sample: ITMW-6-201407 **Lab ID: 60174754013** Collected: 07/30/14 11:30 Received: 07/31/14 09:30 Matrix: Water

Parameters	Results	Units	Report Limit	MDL	DF	Prepared	Analyzed	CAS No.	Qual
Alcohol by Direct Inject GCFID	Analytical Method: EPA 8015 - Alcohol								
2-Chloroethanol	ND	ug/L	10000	1190	1		08/05/14 15:47	107-07-3	
6010 MET ICP	Analytical Method: EPA 6010 Preparation Method: EPA 3010								
Iron	**89.0**	ug/L	50.0	24.0	1	08/01/14 17:10	08/07/14 18:21	7439-89-6	
Manganese	**18.0**	ug/L	5.0	2.5	1	08/01/14 17:10	08/07/14 18:21	7439-96-5	
8260 MSV	Analytical Method: EPA 5030B/8260								
Acetone	ND	ug/L	10.0	5.0	1		08/05/14 03:49	67-64-1	
Benzene	ND	ug/L	5.0	0.50	1		08/05/14 03:49	71-43-2	
Bromodichloromethane	ND	ug/L	5.0	0.50	1		08/05/14 03:49	75-27-4	
Bromoform	ND	ug/L	5.0	0.50	1		08/05/14 03:49	75-25-2	
Bromomethane	ND	ug/L	7.0	2.5	1		08/05/14 03:49	74-83-9	
2-Butanone (MEK)	ND	ug/L	10.0	5.0	1		08/05/14 03:49	78-93-3	
Carbon disulfide	ND	ug/L	10.0	2.5	1		08/05/14 03:49	75-15-0	
Carbon tetrachloride	ND	ug/L	5.0	0.50	1		08/05/14 03:49	56-23-5	
Chlorobenzene	ND	ug/L	5.0	0.50	1		08/05/14 03:49	108-90-7	
Chloroethane	ND	ug/L	10.0	0.50	1		08/05/14 03:49	75-00-3	
Chloroform	ND	ug/L	5.0	0.50	1		08/05/14 03:49	67-66-3	
Chloromethane	ND	ug/L	10.0	0.50	1		08/05/14 03:49	74-87-3	
Dibromochloromethane	ND	ug/L	5.0	0.50	1		08/05/14 03:49	124-48-1	
1,1-Dichloroethane	**4.4**	ug/L	2.4	0.50	1		08/05/14 03:49	75-34-3	
1,2-Dichloroethane	ND	ug/L	5.0	0.50	1		08/05/14 03:49	107-06-2	
1,1-Dichloroethene	**0.73J**	ug/L	5.0	0.50	1		08/05/14 03:49	75-35-4	
cis-1,2-Dichloroethene	**6.7**	ug/L	5.0	0.50	1		08/05/14 03:49	156-59-2	
trans-1,2-Dichloroethene	ND	ug/L	5.0	0.50	1		08/05/14 03:49	156-60-5	
1,2-Dichloropropane	ND	ug/L	5.0	0.50	1		08/05/14 03:49	78-87-5	
cis-1,3-Dichloropropene	ND	ug/L	1.0	0.50	1		08/05/14 03:49	10061-01-5	
trans-1,3-Dichloropropene	ND	ug/L	1.0	0.50	1		08/05/14 03:49	10061-02-6	
Ethylbenzene	ND	ug/L	5.0	0.50	1		08/05/14 03:49	100-41-4	
2-Hexanone	ND	ug/L	10.0	5.0	1		08/05/14 03:49	591-78-6	
Methylene chloride	ND	ug/L	5.0	0.50	1		08/05/14 03:49	75-09-2	
4-Methyl-2-pentanone (MIBK)	ND	ug/L	10.0	2.5	1		08/05/14 03:49	108-10-1	
Styrene	ND	ug/L	5.0	0.50	1		08/05/14 03:49	100-42-5	
1,1,2,2-Tetrachloroethane	ND	ug/L	1.0	0.50	1		08/05/14 03:49	79-34-5	
Tetrachloroethene	ND	ug/L	5.0	0.50	1		08/05/14 03:49	127-18-4	
Toluene	ND	ug/L	5.0	0.50	1		08/05/14 03:49	108-88-3	
1,1,1-Trichloroethane	ND	ug/L	5.0	0.50	1		08/05/14 03:49	71-55-6	
1,1,2-Trichloroethane	ND	ug/L	5.0	0.50	1		08/05/14 03:49	79-00-5	
Trichloroethene	**4.4J**	ug/L	5.0	0.50	1		08/05/14 03:49	79-01-6	
Vinyl chloride	ND	ug/L	2.0	0.50	1		08/05/14 03:49	75-01-4	
Xylene (Total)	ND	ug/L	5.0	1.5	1		08/05/14 03:49	1330-20-7	
Surrogates									
4-Bromofluorobenzene (S)	98	%	80-120		1		08/05/14 03:49	460-00-4	
1,2-Dichloroethane-d4 (S)	99	%	80-120		1		08/05/14 03:49	17060-07-0	
Toluene-d8 (S)	98	%	80-120		1		08/05/14 03:49	2037-26-5	
Preservation pH	**1.0**		0.10	0.10	1		08/05/14 03:49		

REPORT OF LABORATORY ANALYSIS

This report shall not be reproduced, except in full,
without the written consent of Pace Analytical Services, Inc..

Pace Analytical Services, Inc.
9608 Loiret Blvd.
Lenexa, KS 66219
(913)599-5665

ANALYTICAL RESULTS

Project: FORT SMITH, AR
Pace Project No.: 60174754

Sample: ITMW-6-201407 **Lab ID: 60174754013** Collected: 07/30/14 11:30 Received: 07/31/14 09:30 Matrix: Water

Parameters	Results	Units	Report Limit	MDL	DF	Prepared	Analyzed	CAS No.	Qual
2320B Alkalinity	Analytical Method: SM 2320B								
Alkalinity,Bicarbonate (CaCO3)	**134**	mg/L	20.0	1.9	1		08/08/14 15:51		
Alkalinity, Carbonate (CaCO3)	ND	mg/L	20.0	1.9	1		08/08/14 15:51		
Alkalinity, Total as CaCO3	**134**	mg/L	20.0	1.9	1		08/08/14 15:51		
Iron, Ferric (Calculation)	Analytical Method: SM 3500-Fe B#4								
Iron, Ferric	**0.089J**	mg/L	0.20		1		08/13/14 00:00	7439-89-6	
4500H+ pH, Electrometric	Analytical Method: SM 4500-H+B								
pH at 25 Degrees C	**5.6**	Std. Units	0.10	0.10	1		08/12/14 00:00		1e,H6
4500S2D Sulfide, Total	Analytical Method: SM 4500-S-2 D								
Sulfide, Total	ND	mg/L	0.050	0.0096	1		08/06/14 10:13	18496-25-8	
300.0 IC Anions 28 Days	Analytical Method: EPA 300.0								
Chloride	**142**	mg/L	10.0	2.3	10		08/05/14 13:02	16887-00-6	
Sulfate	**82.0**	mg/L	10.0	1.4	10		08/05/14 13:02	14808-79-8	
350.1 Ammonia	Analytical Method: EPA 350.1								
Nitrogen, Ammonia	ND	mg/L	0.10	0.014	1		08/05/14 14:14	7664-41-7	
353.2 Nitrogen, NO2/NO3 unpres	Analytical Method: EPA 353.2								
Nitrogen, Nitrate	**22.7**	mg/L	0.50	0.16	5		08/01/14 09:02		
Nitrogen, Nitrite	ND	mg/L	0.50	0.16	5		08/01/14 09:02		
Nitrogen, NO2 plus NO3	**22.7**	mg/L	0.50	0.066	5		08/01/14 09:02		
Total Carbon Dioxide Calc	Analytical Method: SM 4500-CO2 D								
Carbon Dioxide Calculation	**734**	mg/L			1		08/13/14 00:00		
5310C TOC	Analytical Method: SM 5310C								
Total Organic Carbon	**0.52J**	mg/L	1.0	0.50	1		08/13/14 10:13	7440-44-0	
SM4500P-E, Total Phosphorus	Analytical Method: SM 4500-P E Preparation Method: SM4500-P B								
Phosphate as P04	**0.17**	mg/L	0.030	0.015	1	08/08/14 07:58	08/08/14 13:31		

This report shall not be reproduced, except in full,
without the written consent of Pace Analytical Services, Inc..

Pace Analytical Services, Inc.
9608 Loiret Blvd.
Lenexa, KS 66219
(913)599-5665

ANALYTICAL RESULTS

Project: FORT SMITH, AR
Pace Project No.: 60174754

Sample: MW-35R-201407 **Lab ID: 60174754014** Collected: 07/30/14 11:30 Received: 07/31/14 09:30 Matrix: Water

Parameters	Results	Units	Report Limit	MDL	DF	Prepared	Analyzed	CAS No.	Qual
Alcohol by Direct Inject GCFID	Analytical Method: EPA 8015 - Alcohol								
2-Chloroethanol	ND	ug/L	10000	1190	1		08/05/14 15:58	107-07-3	
6010 MET ICP	Analytical Method: EPA 6010 Preparation Method: EPA 3010								
Iron	**134**	ug/L	50.0	24.0	1	08/01/14 17:10	08/07/14 18:23	7439-89-6	
Manganese	**211**	ug/L	5.0	2.5	1	08/01/14 17:10	08/07/14 18:23	7439-96-5	
8260 MSV	Analytical Method: EPA 5030B/8260								
Acetone	**184**	ug/L	10.0	5.0	1		08/04/14 13:50	67-64-1	
Benzene	ND	ug/L	5.0	0.50	1		08/04/14 13:50	71-43-2	
Bromodichloromethane	ND	ug/L	5.0	0.50	1		08/04/14 13:50	75-27-4	
Bromoform	ND	ug/L	5.0	0.50	1		08/04/14 13:50	75-25-2	
Bromomethane	**3.0J**	ug/L	7.0	2.5	1		08/04/14 13:50	74-83-9	
2-Butanone (MEK)	ND	ug/L	10.0	5.0	1		08/04/14 13:50	78-93-3	
Carbon disulfide	ND	ug/L	10.0	2.5	1		08/04/14 13:50	75-15-0	
Carbon tetrachloride	ND	ug/L	5.0	0.50	1		08/04/14 13:50	56-23-5	
Chlorobenzene	ND	ug/L	5.0	0.50	1		08/04/14 13:50	108-90-7	
Chloroethane	ND	ug/L	10.0	0.50	1		08/04/14 13:50	75-00-3	
Chloroform	ND	ug/L	5.0	0.50	1		08/04/14 13:50	67-66-3	
Chloromethane	**4.6J**	ug/L	10.0	0.50	1		08/04/14 13:50	74-87-3	
Dibromochloromethane	ND	ug/L	5.0	0.50	1		08/04/14 13:50	124-48-1	
1,1-Dichloroethane	ND	ug/L	2.4	0.50	1		08/04/14 13:50	75-34-3	
1,2-Dichloroethane	ND	ug/L	5.0	0.50	1		08/04/14 13:50	107-06-2	
1,1-Dichloroethene	ND	ug/L	5.0	0.50	1		08/04/14 13:50	75-35-4	
cis-1,2-Dichloroethene	**2.8J**	ug/L	5.0	0.50	1		08/04/14 13:50	156-59-2	
trans-1,2-Dichloroethene	ND	ug/L	5.0	0.50	1		08/04/14 13:50	156-60-5	
1,2-Dichloropropane	ND	ug/L	5.0	0.50	1		08/04/14 13:50	78-87-5	
cis-1,3-Dichloropropene	ND	ug/L	1.0	0.50	1		08/04/14 13:50	10061-01-5	
trans-1,3-Dichloropropene	ND	ug/L	1.0	0.50	1		08/04/14 13:50	10061-02-6	
Ethylbenzene	ND	ug/L	5.0	0.50	1		08/04/14 13:50	100-41-4	
2-Hexanone	ND	ug/L	10.0	5.0	1		08/04/14 13:50	591-78-6	
Methylene chloride	ND	ug/L	5.0	0.50	1		08/04/14 13:50	75-09-2	
4-Methyl-2-pentanone (MIBK)	ND	ug/L	10.0	2.5	1		08/04/14 13:50	108-10-1	
Styrene	ND	ug/L	5.0	0.50	1		08/04/14 13:50	100-42-5	
1,1,2,2-Tetrachloroethane	ND	ug/L	1.0	0.50	1		08/04/14 13:50	79-34-5	
Tetrachloroethene	ND	ug/L	5.0	0.50	1		08/04/14 13:50	127-18-4	
Toluene	ND	ug/L	5.0	0.50	1		08/04/14 13:50	108-88-3	
1,1,1-Trichloroethane	ND	ug/L	5.0	0.50	1		08/04/14 13:50	71-55-6	
1,1,2-Trichloroethane	ND	ug/L	5.0	0.50	1		08/04/14 13:50	79-00-5	
Trichloroethene	**64.7**	ug/L	5.0	0.50	1		08/04/14 13:50	79-01-6	
Vinyl chloride	ND	ug/L	2.0	0.50	1		08/04/14 13:50	75-01-4	
Xylene (Total)	ND	ug/L	5.0	1.5	1		08/04/14 13:50	1330-20-7	
Surrogates									
4-Bromofluorobenzene (S)	104	%	80-120		1		08/04/14 13:50	460-00-4	
1,2-Dichloroethane-d4 (S)	100	%	80-120		1		08/04/14 13:50	17060-07-0	
Toluene-d8 (S)	97	%	80-120		1		08/04/14 13:50	2037-26-5	
Preservation pH	**1.0**		0.10	0.10	1		08/04/14 13:50		

REPORT OF LABORATORY ANALYSIS

This report shall not be reproduced, except in full,
without the written consent of Pace Analytical Services, Inc..

Pace Analytical Services, Inc.
9608 Loiret Blvd.
Lenexa, KS 66219
(913)599-5665

ANALYTICAL RESULTS

Project: FORT SMITH, AR
Pace Project No.: 60174754

Sample: MW-35R-201407 **Lab ID: 60174754014** Collected: 07/30/14 11:30 Received: 07/31/14 09:30 Matrix: Water

Parameters	Results	Units	Report Limit	MDL	DF	Prepared	Analyzed	CAS No.	Qual
2320B Alkalinity	Analytical Method: SM 2320B								
Alkalinity,Bicarbonate (CaCO3)	ND	mg/L	60.0	5.6	3		08/08/14 16:34		
Alkalinity, Carbonate (CaCO3)	**1340**	mg/L	60.0	5.6	3		08/08/14 16:34		
Alkalinity, Total as CaCO3	**2550**	mg/L	60.0	5.6	3		08/08/14 16:34		
Iron, Ferric (Calculation)	Analytical Method: SM 3500-Fe B#4								
Iron, Ferric	**0.13J**	mg/L	0.20		1		08/13/14 00:00	7439-89-6	
4500H+ pH, Electrometric	Analytical Method: SM 4500-H+B								
pH at 25 Degrees C	**12.1**	Std. Units	0.10	0.10	1		08/12/14 00:00		1e,H6
4500S2D Sulfide, Total	Analytical Method: SM 4500-S-2 D								
Sulfide, Total	ND	mg/L	0.050	0.0096	1		08/06/14 10:13	18496-25-8	
300.0 IC Anions 28 Days	Analytical Method: EPA 300.0								
Chloride	**274**	mg/L	50.0	11.3	50		08/05/14 13:45	16887-00-6	
Sulfate	**5500**	mg/L	500	26.8	500		08/06/14 12:09	14808-79-8	
350.1 Ammonia	Analytical Method: EPA 350.1								
Nitrogen, Ammonia	**2.1**	mg/L	0.10	0.014	1		08/05/14 14:15	7664-41-7	
353.2 Nitrogen, NO2/NO3 unpres	Analytical Method: EPA 353.2								
Nitrogen, Nitrate	**1.5**	mg/L	0.10	0.031	1		08/01/14 09:03		
Nitrogen, Nitrite	**0.28**	mg/L	0.10	0.031	1		08/01/14 09:03		
Nitrogen, NO2 plus NO3	**1.7**	mg/L	0.10	0.013	1		08/01/14 09:03		
Total Carbon Dioxide Calc	Analytical Method: SM 4500-CO2 D								
Carbon Dioxide Calculation	**589**	mg/L			1		08/13/14 00:00		
5310C TOC	Analytical Method: SM 5310C								
Total Organic Carbon	**28.5**	mg/L	2.0	1.0	2		08/13/14 10:32	7440-44-0	
SM4500P-E, Total Phosphorus	Analytical Method: SM 4500-P E Preparation Method: SM4500-P B								
Phosphate as P04	**5.5**	mg/L	0.30	0.15	10	08/08/14 07:58	08/08/14 11:11		

This report shall not be reproduced, except in full,
without the written consent of Pace Analytical Services, Inc..

Pace Analytical Services, Inc.
9608 Loiret Blvd.
Lenexa, KS 66219
(913)599-5665

ANALYTICAL RESULTS

Project: FORT SMITH, AR
Pace Project No.: 60174754

Sample: MW-31-201407 **Lab ID: 60174754015** Collected: 07/30/14 08:45 Received: 07/31/14 09:30 Matrix: Water

Parameters	Results	Units	Report Limit	MDL	DF	Prepared	Analyzed	CAS No.	Qual
Alcohol by Direct Inject GCFID	Analytical Method: EPA 8015 - Alcohol								
2-Chloroethanol	ND	ug/L	10000	1190	1		08/05/14 16:09	107-07-3	
6010 MET ICP	Analytical Method: EPA 6010 Preparation Method: EPA 3010								
Iron	**143**	ug/L	50.0	24.0	1	08/01/14 17:10	08/07/14 18:25	7439-89-6	
Manganese	**233**	ug/L	5.0	2.5	1	08/01/14 17:10	08/07/14 18:25	7439-96-5	
8260 MSV	Analytical Method: EPA 5030B/8260								
Acetone	ND	ug/L	10.0	5.0	1		08/05/14 04:03	67-64-1	
Benzene	ND	ug/L	5.0	0.50	1		08/05/14 04:03	71-43-2	
Bromodichloromethane	ND	ug/L	5.0	0.50	1		08/05/14 04:03	75-27-4	
Bromoform	ND	ug/L	5.0	0.50	1		08/05/14 04:03	75-25-2	
Bromomethane	ND	ug/L	7.0	2.5	1		08/05/14 04:03	74-83-9	
2-Butanone (MEK)	ND	ug/L	10.0	5.0	1		08/05/14 04:03	78-93-3	
Carbon disulfide	ND	ug/L	10.0	2.5	1		08/05/14 04:03	75-15-0	
Carbon tetrachloride	ND	ug/L	5.0	0.50	1		08/05/14 04:03	56-23-5	
Chlorobenzene	ND	ug/L	5.0	0.50	1		08/05/14 04:03	108-90-7	
Chloroethane	ND	ug/L	10.0	0.50	1		08/05/14 04:03	75-00-3	
Chloroform	ND	ug/L	5.0	0.50	1		08/05/14 04:03	67-66-3	
Chloromethane	ND	ug/L	10.0	0.50	1		08/05/14 04:03	74-87-3	
Dibromochloromethane	ND	ug/L	5.0	0.50	1		08/05/14 04:03	124-48-1	
1,1-Dichloroethane	ND	ug/L	2.4	0.50	1		08/05/14 04:03	75-34-3	
1,2-Dichloroethane	ND	ug/L	5.0	0.50	1		08/05/14 04:03	107-06-2	
1,1-Dichloroethene	ND	ug/L	5.0	0.50	1		08/05/14 04:03	75-35-4	
cis-1,2-Dichloroethene	ND	ug/L	5.0	0.50	1		08/05/14 04:03	156-59-2	
trans-1,2-Dichloroethene	ND	ug/L	5.0	0.50	1		08/05/14 04:03	156-60-5	
1,2-Dichloropropane	ND	ug/L	5.0	0.50	1		08/05/14 04:03	78-87-5	
cis-1,3-Dichloropropene	ND	ug/L	1.0	0.50	1		08/05/14 04:03	10061-01-5	
trans-1,3-Dichloropropene	ND	ug/L	1.0	0.50	1		08/05/14 04:03	10061-02-6	
Ethylbenzene	ND	ug/L	5.0	0.50	1		08/05/14 04:03	100-41-4	
2-Hexanone	ND	ug/L	10.0	5.0	1		08/05/14 04:03	591-78-6	
Methylene chloride	ND	ug/L	5.0	0.50	1		08/05/14 04:03	75-09-2	
4-Methyl-2-pentanone (MIBK)	ND	ug/L	10.0	2.5	1		08/05/14 04:03	108-10-1	
Styrene	ND	ug/L	5.0	0.50	1		08/05/14 04:03	100-42-5	
1,1,2,2-Tetrachloroethane	ND	ug/L	1.0	0.50	1		08/05/14 04:03	79-34-5	
Tetrachloroethene	ND	ug/L	5.0	0.50	1		08/05/14 04:03	127-18-4	
Toluene	ND	ug/L	5.0	0.50	1		08/05/14 04:03	108-88-3	
1,1,1-Trichloroethane	ND	ug/L	5.0	0.50	1		08/05/14 04:03	71-55-6	
1,1,2-Trichloroethane	ND	ug/L	5.0	0.50	1		08/05/14 04:03	79-00-5	
Trichloroethene	ND	ug/L	5.0	0.50	1		08/05/14 04:03	79-01-6	
Vinyl chloride	ND	ug/L	2.0	0.50	1		08/05/14 04:03	75-01-4	
Xylene (Total)	ND	ug/L	5.0	1.5	1		08/05/14 04:03	1330-20-7	
Surrogates									
4-Bromofluorobenzene (S)	97	%	80-120		1		08/05/14 04:03	460-00-4	
1,2-Dichloroethane-d4 (S)	100	%	80-120		1		08/05/14 04:03	17060-07-0	
Toluene-d8 (S)	100	%	80-120		1		08/05/14 04:03	2037-26-5	
Preservation pH	**1.0**		0.10	0.10	1		08/05/14 04:03		

REPORT OF LABORATORY ANALYSIS

This report shall not be reproduced, except in full,
without the written consent of Pace Analytical Services, Inc..

Pace Analytical Services, Inc.
9608 Loiret Blvd.
Lenexa, KS 66219
(913)599-5665

ANALYTICAL RESULTS

Project: FORT SMITH, AR
Pace Project No.: 60174754

Sample: MW-31-201407 **Lab ID: 60174754015** Collected: 07/30/14 08:45 Received: 07/31/14 09:30 Matrix: Water

Parameters	Results	Units	Report Limit	MDL	DF	Prepared	Analyzed	CAS No.	Qual
2320B Alkalinity	Analytical Method: SM 2320B								
Alkalinity,Bicarbonate (CaCO3)	**39.4**	mg/L	20.0	1.9	1		08/08/14 16:17		
Alkalinity, Carbonate (CaCO3)	ND	mg/L	20.0	1.9	1		08/08/14 16:17		
Alkalinity, Total as CaCO3	**39.4**	mg/L	20.0	1.9	1		08/08/14 16:17		
Iron, Ferric (Calculation)	Analytical Method: SM 3500-Fe B#4								
Iron, Ferric	**0.0J**	mg/L	0.20		1		08/13/14 00:00	7439-89-6	
4500H+ pH, Electrometric	Analytical Method: SM 4500-H+B								
pH at 25 Degrees C	**5.0**	Std. Units	0.10	0.10	1		08/12/14 00:00		1e,H6
4500S2D Sulfide, Total	Analytical Method: SM 4500-S-2 D								
Sulfide, Total	ND	mg/L	0.050	0.0096	1		08/06/14 10:14	18496-25-8	
300.0 IC Anions 28 Days	Analytical Method: EPA 300.0								
Chloride	**88.5**	mg/L	10.0	2.3	10		08/05/14 14:14	16887-00-6	
Sulfate	**34.6**	mg/L	2.0	0.11	2		08/06/14 12:24	14808-79-8	
350.1 Ammonia	Analytical Method: EPA 350.1								
Nitrogen, Ammonia	ND	mg/L	0.10	0.014	1		08/05/14 14:16	7664-41-7	
353.2 Nitrogen, NO2/NO3 unpres	Analytical Method: EPA 353.2								
Nitrogen, Nitrate	**0.26**	mg/L	0.10	0.031	1		08/01/14 08:11		
Nitrogen, Nitrite	ND	mg/L	0.10	0.031	1		08/01/14 08:11		
Nitrogen, NO2 plus NO3	**0.26**	mg/L	0.10	0.013	1		08/01/14 08:11		
Total Carbon Dioxide Calc	Analytical Method: SM 4500-CO2 D								
Carbon Dioxide Calculation	**823**	mg/L			1		08/13/14 00:00		
5310C TOC	Analytical Method: SM 5310C								
Total Organic Carbon	**0.63J**	mg/L	1.0	0.50	1		08/13/14 10:52	7440-44-0	
SM4500P-E, Total Phosphorus	Analytical Method: SM 4500-P E Preparation Method: SM4500-P B								
Phosphate as P04	ND	mg/L	0.030	0.015	1	08/08/14 07:58	08/08/14 11:11		

This report shall not be reproduced, except in full,
without the written consent of Pace Analytical Services, Inc..

Pace Analytical Services, Inc.
9608 Loiret Blvd.
Lenexa, KS 66219
(913)599-5665

ANALYTICAL RESULTS

Project: FORT SMITH, AR
Pace Project No.: 60174754

Sample: MW-27-201407 **Lab ID: 60174754016** Collected: 07/30/14 11:55 Received: 07/31/14 09:30 Matrix: Water

Parameters	Results	Units	Report Limit	MDL	DF	Prepared	Analyzed	CAS No.	Qual
Alcohol by Direct Inject GCFID	Analytical Method: EPA 8015 - Alcohol								
2-Chloroethanol	ND	ug/L	10000	1190	1		08/05/14 16:20	107-07-3	
6010 MET ICP	Analytical Method: EPA 6010 Preparation Method: EPA 3010								
Iron	**702**	ug/L	50.0	24.0	1	08/01/14 17:10	08/07/14 18:28	7439-89-6	
Manganese	**62.1**	ug/L	5.0	2.5	1	08/01/14 17:10	08/07/14 18:28	7439-96-5	
8260 MSV	Analytical Method: EPA 5030B/8260								
Acetone	ND	ug/L	10.0	5.0	1		08/05/14 04:17	67-64-1	
Benzene	ND	ug/L	5.0	0.50	1		08/05/14 04:17	71-43-2	
Bromodichloromethane	ND	ug/L	5.0	0.50	1		08/05/14 04:17	75-27-4	
Bromoform	ND	ug/L	5.0	0.50	1		08/05/14 04:17	75-25-2	
Bromomethane	ND	ug/L	7.0	2.5	1		08/05/14 04:17	74-83-9	
2-Butanone (MEK)	ND	ug/L	10.0	5.0	1		08/05/14 04:17	78-93-3	
Carbon disulfide	ND	ug/L	10.0	2.5	1		08/05/14 04:17	75-15-0	
Carbon tetrachloride	ND	ug/L	5.0	0.50	1		08/05/14 04:17	56-23-5	
Chlorobenzene	ND	ug/L	5.0	0.50	1		08/05/14 04:17	108-90-7	
Chloroethane	ND	ug/L	10.0	0.50	1		08/05/14 04:17	75-00-3	
Chloroform	ND	ug/L	5.0	0.50	1		08/05/14 04:17	67-66-3	
Chloromethane	ND	ug/L	10.0	0.50	1		08/05/14 04:17	74-87-3	
Dibromochloromethane	ND	ug/L	5.0	0.50	1		08/05/14 04:17	124-48-1	
1,1-Dichloroethane	ND	ug/L	2.4	0.50	1		08/05/14 04:17	75-34-3	
1,2-Dichloroethane	ND	ug/L	5.0	0.50	1		08/05/14 04:17	107-06-2	
1,1-Dichloroethene	ND	ug/L	5.0	0.50	1		08/05/14 04:17	75-35-4	
cis-1,2-Dichloroethene	ND	ug/L	5.0	0.50	1		08/05/14 04:17	156-59-2	
trans-1,2-Dichloroethene	ND	ug/L	5.0	0.50	1		08/05/14 04:17	156-60-5	
1,2-Dichloropropane	ND	ug/L	5.0	0.50	1		08/05/14 04:17	78-87-5	
cis-1,3-Dichloropropene	ND	ug/L	1.0	0.50	1		08/05/14 04:17	10061-01-5	
trans-1,3-Dichloropropene	ND	ug/L	1.0	0.50	1		08/05/14 04:17	10061-02-6	
Ethylbenzene	ND	ug/L	5.0	0.50	1		08/05/14 04:17	100-41-4	
2-Hexanone	ND	ug/L	10.0	5.0	1		08/05/14 04:17	591-78-6	
Methylene chloride	ND	ug/L	5.0	0.50	1		08/05/14 04:17	75-09-2	
4-Methyl-2-pentanone (MIBK)	ND	ug/L	10.0	2.5	1		08/05/14 04:17	108-10-1	
Styrene	ND	ug/L	5.0	0.50	1		08/05/14 04:17	100-42-5	
1,1,2,2-Tetrachloroethane	ND	ug/L	1.0	0.50	1		08/05/14 04:17	79-34-5	
Tetrachloroethene	ND	ug/L	5.0	0.50	1		08/05/14 04:17	127-18-4	
Toluene	ND	ug/L	5.0	0.50	1		08/05/14 04:17	108-88-3	
1,1,1-Trichloroethane	ND	ug/L	5.0	0.50	1		08/05/14 04:17	71-55-6	
1,1,2-Trichloroethane	ND	ug/L	5.0	0.50	1		08/05/14 04:17	79-00-5	
Trichloroethene	**0.63J**	ug/L	5.0	0.50	1		08/05/14 04:17	79-01-6	
Vinyl chloride	ND	ug/L	2.0	0.50	1		08/05/14 04:17	75-01-4	
Xylene (Total)	ND	ug/L	5.0	1.5	1		08/05/14 04:17	1330-20-7	
Surrogates									
4-Bromofluorobenzene (S)	100	%	80-120		1		08/05/14 04:17	460-00-4	
1,2-Dichloroethane-d4 (S)	100	%	80-120		1		08/05/14 04:17	17060-07-0	
Toluene-d8 (S)	98	%	80-120		1		08/05/14 04:17	2037-26-5	
Preservation pH	**1.0**		0.10	0.10	1		08/05/14 04:17		

REPORT OF LABORATORY ANALYSIS

This report shall not be reproduced, except in full,
without the written consent of Pace Analytical Services, Inc..

Pace Analytical Services, Inc.
9608 Loiret Blvd.
Lenexa, KS 66219
(913)599-5665

ANALYTICAL RESULTS

Project: FORT SMITH, AR
Pace Project No.: 60174754

Sample: MW-27-201407 **Lab ID: 60174754016** Collected: 07/30/14 11:55 Received: 07/31/14 09:30 Matrix: Water

Parameters	Results	Units	Report Limit	MDL	DF	Prepared	Analyzed	CAS No.	Qual
2320B Alkalinity	Analytical Method: SM 2320B								
Alkalinity,Bicarbonate (CaCO3)	**51.7**	mg/L	20.0	1.9	1		08/08/14 16:21		
Alkalinity, Carbonate (CaCO3)	ND	mg/L	20.0	1.9	1		08/08/14 16:21		
Alkalinity, Total as CaCO3	**51.7**	mg/L	20.0	1.9	1		08/08/14 16:21		
Iron, Ferric (Calculation)	Analytical Method: SM 3500-Fe B#4								
Iron, Ferric	**0.70**	mg/L	0.20		1		08/13/14 00:00	7439-89-6	
4500H+ pH, Electrometric	Analytical Method: SM 4500-H+B								
pH at 25 Degrees C	**5.1**	Std. Units	0.10	0.10	1		08/12/14 00:00		1e,H6
4500S2D Sulfide, Total	Analytical Method: SM 4500-S-2 D								
Sulfide, Total	ND	mg/L	0.050	0.0096	1		08/06/14 10:14	18496-25-8	
300.0 IC Anions 28 Days	Analytical Method: EPA 300.0								
Chloride	**42.8**	mg/L	5.0	1.1	5		08/05/14 14:29	16887-00-6	
Sulfate	**17.4**	mg/L	1.0	0.054	1		08/06/14 12:38	14808-79-8	
353.2 Nitrogen, NO2/NO3 unpres	Analytical Method: EPA 353.2								
Nitrogen, Nitrate	**0.26**	mg/L	0.10	0.031	1		08/01/14 08:33		
Nitrogen, Nitrite	ND	mg/L	0.10	0.031	1		08/01/14 08:33		
Nitrogen, NO2 plus NO3	**0.26**	mg/L	0.10	0.013	1		08/01/14 08:33		
4500 Ammonia Water	Analytical Method: SM 4500-NH3 D								
Nitrogen, Ammonia	ND	mg/L	0.10	0.050	1		08/15/14 11:19	7664-41-7	
Total Carbon Dioxide Calc	Analytical Method: SM 4500-CO2 D								
Carbon Dioxide Calculation	**847**	mg/L			1		08/13/14 00:00		
5310C TOC	Analytical Method: SM 5310C								
Total Organic Carbon	**0.67**	mg/L	0.50	0.25	1		08/15/14 18:44	7440-44-0	
SM4500P-E, Total Phosphorus	Analytical Method: SM 4500-P E Preparation Method: SM4500-P B								
Phosphate as P04	**0.35**	mg/L	0.030	0.015	1	08/08/14 07:58	08/08/14 13:31		

This report shall not be reproduced, except in full,
without the written consent of Pace Analytical Services, Inc..

Pace Analytical Services, Inc.
9608 Loiret Blvd.
Lenexa, KS 66219
(913)599-5665

ANALYTICAL RESULTS

Project: FORT SMITH, AR
Pace Project No.: 60174754

Sample: MW-29-201407 **Lab ID: 60174754017** Collected: 07/30/14 12:00 Received: 07/31/14 09:30 Matrix: Water

Parameters	Results	Units	Report Limit	MDL	DF	Prepared	Analyzed	CAS No.	Qual
Alcohol by Direct Inject GCFID	Analytical Method: EPA 8015 - Alcohol								
2-Chloroethanol	ND	ug/L	10000	1190	1		08/05/14 16:32	107-07-3	
6010 MET ICP	Analytical Method: EPA 6010 Preparation Method: EPA 3010								
Iron	**98.7**	ug/L	50.0	24.0	1	08/01/14 17:10	08/07/14 18:30	7439-89-6	
Manganese	**309**	ug/L	5.0	2.5	1	08/01/14 17:10	08/07/14 18:30	7439-96-5	
8260 MSV	Analytical Method: EPA 5030B/8260								
Acetone	ND	ug/L	10.0	5.0	1		08/05/14 04:31	67-64-1	
Benzene	ND	ug/L	5.0	0.50	1		08/05/14 04:31	71-43-2	
Bromodichloromethane	ND	ug/L	5.0	0.50	1		08/05/14 04:31	75-27-4	
Bromoform	ND	ug/L	5.0	0.50	1		08/05/14 04:31	75-25-2	
Bromomethane	ND	ug/L	7.0	2.5	1		08/05/14 04:31	74-83-9	
2-Butanone (MEK)	ND	ug/L	10.0	5.0	1		08/05/14 04:31	78-93-3	
Carbon disulfide	ND	ug/L	10.0	2.5	1		08/05/14 04:31	75-15-0	
Carbon tetrachloride	ND	ug/L	5.0	0.50	1		08/05/14 04:31	56-23-5	
Chlorobenzene	**8.9**	ug/L	5.0	0.50	1		08/05/14 04:31	108-90-7	
Chloroethane	ND	ug/L	10.0	0.50	1		08/05/14 04:31	75-00-3	
Chloroform	ND	ug/L	5.0	0.50	1		08/05/14 04:31	67-66-3	
Chloromethane	ND	ug/L	10.0	0.50	1		08/05/14 04:31	74-87-3	
Dibromochloromethane	ND	ug/L	5.0	0.50	1		08/05/14 04:31	124-48-1	
1,1-Dichloroethane	ND	ug/L	2.4	0.50	1		08/05/14 04:31	75-34-3	
1,2-Dichloroethane	ND	ug/L	5.0	0.50	1		08/05/14 04:31	107-06-2	
1,1-Dichloroethene	ND	ug/L	5.0	0.50	1		08/05/14 04:31	75-35-4	
cis-1,2-Dichloroethene	ND	ug/L	5.0	0.50	1		08/05/14 04:31	156-59-2	
trans-1,2-Dichloroethene	ND	ug/L	5.0	0.50	1		08/05/14 04:31	156-60-5	
1,2-Dichloropropane	ND	ug/L	5.0	0.50	1		08/05/14 04:31	78-87-5	
cis-1,3-Dichloropropene	ND	ug/L	1.0	0.50	1		08/05/14 04:31	10061-01-5	
trans-1,3-Dichloropropene	ND	ug/L	1.0	0.50	1		08/05/14 04:31	10061-02-6	
Ethylbenzene	ND	ug/L	5.0	0.50	1		08/05/14 04:31	100-41-4	
2-Hexanone	ND	ug/L	10.0	5.0	1		08/05/14 04:31	591-78-6	
Methylene chloride	ND	ug/L	5.0	0.50	1		08/05/14 04:31	75-09-2	
4-Methyl-2-pentanone (MIBK)	ND	ug/L	10.0	2.5	1		08/05/14 04:31	108-10-1	
Styrene	ND	ug/L	5.0	0.50	1		08/05/14 04:31	100-42-5	
1,1,2,2-Tetrachloroethane	ND	ug/L	1.0	0.50	1		08/05/14 04:31	79-34-5	
Tetrachloroethene	ND	ug/L	5.0	0.50	1		08/05/14 04:31	127-18-4	
Toluene	ND	ug/L	5.0	0.50	1		08/05/14 04:31	108-88-3	
1,1,1-Trichloroethane	ND	ug/L	5.0	0.50	1		08/05/14 04:31	71-55-6	
1,1,2-Trichloroethane	ND	ug/L	5.0	0.50	1		08/05/14 04:31	79-00-5	
Trichloroethene	ND	ug/L	5.0	0.50	1		08/05/14 04:31	79-01-6	
Vinyl chloride	ND	ug/L	2.0	0.50	1		08/05/14 04:31	75-01-4	
Xylene (Total)	ND	ug/L	5.0	1.5	1		08/05/14 04:31	1330-20-7	
Surrogates									
4-Bromofluorobenzene (S)	99	%	80-120		1		08/05/14 04:31	460-00-4	
1,2-Dichloroethane-d4 (S)	97	%	80-120		1		08/05/14 04:31	17060-07-0	
Toluene-d8 (S)	100	%	80-120		1		08/05/14 04:31	2037-26-5	
Preservation pH	**1.0**		0.10	0.10	1		08/05/14 04:31		

This report shall not be reproduced, except in full,
without the written consent of Pace Analytical Services, Inc..

Pace Analytical Services, Inc.
9608 Loiret Blvd.
Lenexa, KS 66219
(913)599-5665

ANALYTICAL RESULTS

Project: FORT SMITH, AR
Pace Project No.: 60174754

Sample: MW-29-201407 **Lab ID: 60174754017** Collected: 07/30/14 12:00 Received: 07/31/14 09:30 Matrix: Water

Parameters	Results	Units	Report Limit	MDL	DF	Prepared	Analyzed	CAS No.	Qual
2320B Alkalinity	Analytical Method: SM 2320B								
Alkalinity,Bicarbonate (CaCO3)	**25.5**	mg/L	20.0	1.9	1		08/08/14 16:26		
Alkalinity, Carbonate (CaCO3)	ND	mg/L	20.0	1.9	1		08/08/14 16:26		
Alkalinity, Total as CaCO3	**25.5**	mg/L	20.0	1.9	1		08/08/14 16:26		
Iron, Ferric (Calculation)	Analytical Method: SM 3500-Fe B#4								
Iron, Ferric	**0.0087J**	mg/L	0.20		1		08/13/14 00:00	7439-89-6	
4500H+ pH, Electrometric	Analytical Method: SM 4500-H+B								
pH at 25 Degrees C	**4.7**	Std. Units	0.10	0.10	1		08/12/14 00:00		1e,H6
4500S2D Sulfide, Total	Analytical Method: SM 4500-S-2 D								
Sulfide, Total	ND	mg/L	0.050	0.0096	1		08/06/14 10:14	18496-25-8	
300.0 IC Anions 28 Days	Analytical Method: EPA 300.0								
Chloride	**123**	mg/L	10.0	2.3	10		08/05/14 14:43	16887-00-6	
Sulfate	**68.1**	mg/L	10.0	1.4	10		08/05/14 14:43	14808-79-8	
350.1 Ammonia	Analytical Method: EPA 350.1								
Nitrogen, Ammonia	ND	mg/L	0.10	0.014	1		08/05/14 14:17	7664-41-7	
353.2 Nitrogen, NO2/NO3 unpres	Analytical Method: EPA 353.2								
Nitrogen, Nitrate	**2.1**	mg/L	0.10	0.031	1		08/01/14 08:34		
Nitrogen, Nitrite	ND	mg/L	0.10	0.031	1		08/01/14 08:34		
Nitrogen, NO2 plus NO3	**2.1**	mg/L	0.10	0.013	1		08/01/14 08:34		
Total Carbon Dioxide Calc	Analytical Method: SM 4500-CO2 D								
Carbon Dioxide Calculation	**1140**	mg/L			1		08/13/14 00:00		
5310C TOC	Analytical Method: SM 5310C								
Total Organic Carbon	**0.52J**	mg/L	1.0	0.50	1		08/13/14 11:50	7440-44-0	
SM4500P-E, Total Phosphorus	Analytical Method: SM 4500-P E Preparation Method: SM4500-P B								
Phosphate as P04	ND	mg/L	0.030	0.015	1	08/08/14 07:58	08/08/14 13:31		

This report shall not be reproduced, except in full,
without the written consent of Pace Analytical Services, Inc..

Pace Analytical Services, Inc.
9608 Loiret Blvd.
Lenexa, KS 66219
(913)599-5665

ANALYTICAL RESULTS

Project: FORT SMITH, AR
Pace Project No.: 60174754

Sample: ITMW-14-201407 **Lab ID: 60174754018** Collected: 07/30/14 11:20 Received: 07/31/14 09:30 Matrix: Water

Parameters	Results	Units	Report Limit	MDL	DF	Prepared	Analyzed	CAS No.	Qual
Alcohol by Direct Inject GCFID	Analytical Method: EPA 8015 - Alcohol								
2-Chloroethanol	ND	ug/L	10000	1190	1		08/05/14 16:43	107-07-3	
6010 MET ICP	Analytical Method: EPA 6010 Preparation Method: EPA 3010								
Iron	**503**	ug/L	50.0	24.0	1	08/01/14 17:10	08/07/14 18:32	7439-89-6	
Manganese	**13.6**	ug/L	5.0	2.5	1	08/01/14 17:10	08/07/14 18:32	7439-96-5	
8260 MSV	Analytical Method: EPA 5030B/8260								
Acetone	ND	ug/L	10.0	5.0	1		08/05/14 04:45	67-64-1	
Benzene	ND	ug/L	5.0	0.50	1		08/05/14 04:45	71-43-2	
Bromodichloromethane	ND	ug/L	5.0	0.50	1		08/05/14 04:45	75-27-4	
Bromoform	ND	ug/L	5.0	0.50	1		08/05/14 04:45	75-25-2	
Bromomethane	ND	ug/L	7.0	2.5	1		08/05/14 04:45	74-83-9	
2-Butanone (MEK)	ND	ug/L	10.0	5.0	1		08/05/14 04:45	78-93-3	
Carbon disulfide	ND	ug/L	10.0	2.5	1		08/05/14 04:45	75-15-0	
Carbon tetrachloride	ND	ug/L	5.0	0.50	1		08/05/14 04:45	56-23-5	
Chlorobenzene	ND	ug/L	5.0	0.50	1		08/05/14 04:45	108-90-7	
Chloroethane	ND	ug/L	10.0	0.50	1		08/05/14 04:45	75-00-3	
Chloroform	ND	ug/L	5.0	0.50	1		08/05/14 04:45	67-66-3	
Chloromethane	ND	ug/L	10.0	0.50	1		08/05/14 04:45	74-87-3	
Dibromochloromethane	ND	ug/L	5.0	0.50	1		08/05/14 04:45	124-48-1	
1,1-Dichloroethane	ND	ug/L	2.4	0.50	1		08/05/14 04:45	75-34-3	
1,2-Dichloroethane	ND	ug/L	5.0	0.50	1		08/05/14 04:45	107-06-2	
1,1-Dichloroethene	ND	ug/L	5.0	0.50	1		08/05/14 04:45	75-35-4	
cis-1,2-Dichloroethene	**9.2**	ug/L	5.0	0.50	1		08/05/14 04:45	156-59-2	
trans-1,2-Dichloroethene	ND	ug/L	5.0	0.50	1		08/05/14 04:45	156-60-5	
1,2-Dichloropropane	ND	ug/L	5.0	0.50	1		08/05/14 04:45	78-87-5	
cis-1,3-Dichloropropene	ND	ug/L	1.0	0.50	1		08/05/14 04:45	10061-01-5	
trans-1,3-Dichloropropene	ND	ug/L	1.0	0.50	1		08/05/14 04:45	10061-02-6	
Ethylbenzene	ND	ug/L	5.0	0.50	1		08/05/14 04:45	100-41-4	
2-Hexanone	ND	ug/L	10.0	5.0	1		08/05/14 04:45	591-78-6	
Methylene chloride	ND	ug/L	5.0	0.50	1		08/05/14 04:45	75-09-2	
4-Methyl-2-pentanone (MIBK)	ND	ug/L	10.0	2.5	1		08/05/14 04:45	108-10-1	
Styrene	ND	ug/L	5.0	0.50	1		08/05/14 04:45	100-42-5	
1,1,2,2-Tetrachloroethane	ND	ug/L	1.0	0.50	1		08/05/14 04:45	79-34-5	
Tetrachloroethene	**24.5**	ug/L	5.0	0.50	1		08/05/14 04:45	127-18-4	
Toluene	ND	ug/L	5.0	0.50	1		08/05/14 04:45	108-88-3	
1,1,1-Trichloroethane	ND	ug/L	5.0	0.50	1		08/05/14 04:45	71-55-6	
1,1,2-Trichloroethane	ND	ug/L	5.0	0.50	1		08/05/14 04:45	79-00-5	
Trichloroethene	**4.0J**	ug/L	5.0	0.50	1		08/05/14 04:45	79-01-6	
Vinyl chloride	ND	ug/L	2.0	0.50	1		08/05/14 04:45	75-01-4	
Xylene (Total)	ND	ug/L	5.0	1.5	1		08/05/14 04:45	1330-20-7	
Surrogates									
4-Bromofluorobenzene (S)	99	%	80-120		1		08/05/14 04:45	460-00-4	
1,2-Dichloroethane-d4 (S)	95	%	80-120		1		08/05/14 04:45	17060-07-0	
Toluene-d8 (S)	100	%	80-120		1		08/05/14 04:45	2037-26-5	
Preservation pH	**1.0**		0.10	0.10	1		08/05/14 04:45		

REPORT OF LABORATORY ANALYSIS

This report shall not be reproduced, except in full,
without the written consent of Pace Analytical Services, Inc..

Pace Analytical Services, Inc.
9608 Loiret Blvd.
Lenexa, KS 66219
(913)599-5665

ANALYTICAL RESULTS

Project: FORT SMITH, AR
Pace Project No.: 60174754

Sample: ITMW-14-201407 **Lab ID: 60174754018** Collected: 07/30/14 11:20 Received: 07/31/14 09:30 Matrix: Water

Parameters	Results	Units	Report Limit	MDL	DF	Prepared	Analyzed	CAS No.	Qual
2320B Alkalinity	Analytical Method: SM 2320B								
Alkalinity,Bicarbonate (CaCO3)	**44.3**	mg/L	20.0	1.9	1		08/11/14 14:27		
Alkalinity, Carbonate (CaCO3)	ND	mg/L	20.0	1.9	1		08/11/14 14:27		
Alkalinity, Total as CaCO3	**44.3**	mg/L	20.0	1.9	1		08/11/14 14:27		
Iron, Ferric (Calculation)	Analytical Method: SM 3500-Fe B#4								
Iron, Ferric	**0.50**	mg/L	0.20		1		08/13/14 00:00	7439-89-6	
4500H+ pH, Electrometric	Analytical Method: SM 4500-H+B								
pH at 25 Degrees C	**5.8**	Std. Units	0.10	0.10	1		08/12/14 00:00		1e,H6
4500S2D Sulfide, Total	Analytical Method: SM 4500-S-2 D								
Sulfide, Total	ND	mg/L	0.050	0.0096	1		08/06/14 10:15	18496-25-8	
300.0 IC Anions 28 Days	Analytical Method: EPA 300.0								
Chloride	**8.2**	mg/L	1.0	0.23	1		08/03/14 14:48	16887-00-6	
Sulfate	**9.5**	mg/L	1.0	0.14	1		08/03/14 14:48	14808-79-8	
350.1 Ammonia	Analytical Method: EPA 350.1								
Nitrogen, Ammonia	ND	mg/L	0.10	0.014	1		08/05/14 14:21	7664-41-7	
353.2 Nitrogen, NO2/NO3 unpres	Analytical Method: EPA 353.2								
Nitrogen, Nitrate	**0.40**	mg/L	0.10	0.031	1		08/01/14 08:35		
Nitrogen, Nitrite	ND	mg/L	0.10	0.031	1		08/01/14 08:35		
Nitrogen, NO2 plus NO3	**0.40**	mg/L	0.10	0.013	1		08/01/14 08:35		
Total Carbon Dioxide Calc	Analytical Method: SM 4500-CO2 D								
Carbon Dioxide Calculation	**179**	mg/L			1		08/13/14 00:00		
5310C TOC	Analytical Method: SM 5310C								
Total Organic Carbon	**0.61J**	mg/L	1.0	0.50	1		08/13/14 12:10	7440-44-0	
SM4500P-E, Total Phosphorus	Analytical Method: SM 4500-P E Preparation Method: SM4500-P B								
Phosphate as P04	**0.032**	mg/L	0.030	0.015	1	08/08/14 07:58	08/08/14 13:31		

This report shall not be reproduced, except in full,
without the written consent of Pace Analytical Services, Inc..

Pace Analytical Services, Inc.
9608 Loiret Blvd.
Lenexa, KS 66219
(913)599-5665

ANALYTICAL RESULTS

Project: FORT SMITH, AR
Pace Project No.: 60174754

Sample: ITMW-15-201407 **Lab ID: 60174754019** Collected: 07/30/14 16:00 Received: 07/31/14 09:30 Matrix: Water

Parameters	Results	Units	Report Limit	MDL	DF	Prepared	Analyzed	CAS No.	Qual
Alcohol by Direct Inject GCFID	Analytical Method: EPA 8015 - Alcohol								
2-Chloroethanol	ND	ug/L	10000	1190	1		08/05/14 16:54	107-07-3	
6010 MET ICP	Analytical Method: EPA 6010 Preparation Method: EPA 3010								
Iron	**249**	ug/L	50.0	24.0	1	08/01/14 17:10	08/07/14 18:34	7439-89-6	
Manganese	**15.0**	ug/L	5.0	2.5	1	08/01/14 17:10	08/07/14 18:34	7439-96-5	
8260 MSV	Analytical Method: EPA 5030B/8260								
Acetone	ND	ug/L	10.0	5.0	1		08/05/14 12:35	67-64-1	
Benzene	ND	ug/L	5.0	0.50	1		08/05/14 12:35	71-43-2	
Bromodichloromethane	ND	ug/L	5.0	0.50	1		08/05/14 12:35	75-27-4	
Bromoform	ND	ug/L	5.0	0.50	1		08/05/14 12:35	75-25-2	
Bromomethane	ND	ug/L	7.0	2.5	1		08/05/14 12:35	74-83-9	
2-Butanone (MEK)	ND	ug/L	10.0	5.0	1		08/05/14 12:35	78-93-3	
Carbon disulfide	ND	ug/L	10.0	2.5	1		08/05/14 12:35	75-15-0	
Carbon tetrachloride	ND	ug/L	5.0	0.50	1		08/05/14 12:35	56-23-5	
Chlorobenzene	ND	ug/L	5.0	0.50	1		08/05/14 12:35	108-90-7	
Chloroethane	ND	ug/L	10.0	0.50	1		08/05/14 12:35	75-00-3	
Chloroform	**0.57J**	ug/L	5.0	0.50	1		08/05/14 12:35	67-66-3	
Chloromethane	ND	ug/L	10.0	0.50	1		08/05/14 12:35	74-87-3	
Dibromochloromethane	ND	ug/L	5.0	0.50	1		08/05/14 12:35	124-48-1	
1,1-Dichloroethane	ND	ug/L	2.4	0.50	1		08/05/14 12:35	75-34-3	
1,2-Dichloroethane	ND	ug/L	5.0	0.50	1		08/05/14 12:35	107-06-2	
1,1-Dichloroethene	**5.1**	ug/L	5.0	0.50	1		08/05/14 12:35	75-35-4	
cis-1,2-Dichloroethene	**82.5**	ug/L	5.0	0.50	1		08/05/14 12:35	156-59-2	
trans-1,2-Dichloroethene	**0.64J**	ug/L	5.0	0.50	1		08/05/14 12:35	156-60-5	
1,2-Dichloropropane	ND	ug/L	5.0	0.50	1		08/05/14 12:35	78-87-5	
cis-1,3-Dichloropropene	ND	ug/L	1.0	0.50	1		08/05/14 12:35	10061-01-5	
trans-1,3-Dichloropropene	ND	ug/L	1.0	0.50	1		08/05/14 12:35	10061-02-6	
Ethylbenzene	ND	ug/L	5.0	0.50	1		08/05/14 12:35	100-41-4	
2-Hexanone	ND	ug/L	10.0	5.0	1		08/05/14 12:35	591-78-6	
Methylene chloride	ND	ug/L	5.0	0.50	1		08/05/14 12:35	75-09-2	
4-Methyl-2-pentanone (MIBK)	ND	ug/L	10.0	2.5	1		08/05/14 12:35	108-10-1	
Styrene	ND	ug/L	5.0	0.50	1		08/05/14 12:35	100-42-5	
1,1,2,2-Tetrachloroethane	ND	ug/L	1.0	0.50	1		08/05/14 12:35	79-34-5	
Tetrachloroethene	ND	ug/L	5.0	0.50	1		08/05/14 12:35	127-18-4	
Toluene	ND	ug/L	5.0	0.50	1		08/05/14 12:35	108-88-3	
1,1,1-Trichloroethane	ND	ug/L	5.0	0.50	1		08/05/14 12:35	71-55-6	
1,1,2-Trichloroethane	ND	ug/L	5.0	0.50	1		08/05/14 12:35	79-00-5	
Trichloroethene	**1820**	ug/L	50.0	5.0	10		08/05/14 06:39	79-01-6	
Vinyl chloride	**3.1**	ug/L	2.0	0.50	1		08/05/14 12:35	75-01-4	
Xylene (Total)	ND	ug/L	5.0	1.5	1		08/05/14 12:35	1330-20-7	
Surrogates									
4-Bromofluorobenzene (S)	94	%	80-120		1		08/05/14 12:35	460-00-4	
1,2-Dichloroethane-d4 (S)	103	%	80-120		1		08/05/14 12:35	17060-07-0	
Toluene-d8 (S)	105	%	80-120		1		08/05/14 12:35	2037-26-5	
Preservation pH	**1.0**		0.10	0.10	1		08/05/14 12:35		

This report shall not be reproduced, except in full,
without the written consent of Pace Analytical Services, Inc..

Pace Analytical Services, Inc.
9608 Loiret Blvd.
Lenexa, KS 66219
(913)599-5665

ANALYTICAL RESULTS

Project: FORT SMITH, AR
Pace Project No.: 60174754

Sample: ITMW-15-201407 **Lab ID: 60174754019** Collected: 07/30/14 16:00 Received: 07/31/14 09:30 Matrix: Water

Parameters	Results	Units	Report Limit	MDL	DF	Prepared	Analyzed	CAS No.	Qual
2320B Alkalinity	Analytical Method: SM 2320B								
Alkalinity,Bicarbonate (CaCO3)	**179**	mg/L	20.0	1.9	1		08/11/14 14:35		
Alkalinity, Carbonate (CaCO3)	ND	mg/L	20.0	1.9	1		08/11/14 14:35		
Alkalinity, Total as CaCO3	**179**	mg/L	20.0	1.9	1		08/11/14 14:35		
Iron, Ferric (Calculation)	Analytical Method: SM 3500-Fe B#4								
Iron, Ferric	**0.25**	mg/L	0.20		1		08/13/14 00:00	7439-89-6	
4500H+ pH, Electrometric	Analytical Method: SM 4500-H+B								
pH at 25 Degrees C	**7.2**	Std. Units	0.10	0.10	1		08/12/14 00:00		1e,H6
4500S2D Sulfide, Total	Analytical Method: SM 4500-S-2 D								
Sulfide, Total	ND	mg/L	0.050	0.0096	1		08/06/14 10:15	18496-25-8	
300.0 IC Anions 28 Days	Analytical Method: EPA 300.0								
Chloride	**167**	mg/L	20.0	4.5	20		08/05/14 14:57	16887-00-6	
Sulfate	**7.2**	mg/L	1.0	0.14	1		08/03/14 15:03	14808-79-8	
350.1 Ammonia	Analytical Method: EPA 350.1								
Nitrogen, Ammonia	ND	mg/L	0.10	0.014	1		08/05/14 14:23	7664-41-7	
353.2 Nitrogen, NO2/NO3 unpres	Analytical Method: EPA 353.2								
Nitrogen, Nitrate	**0.77**	mg/L	0.10	0.031	1		08/01/14 08:36		
Nitrogen, Nitrite	ND	mg/L	0.10	0.031	1		08/01/14 08:36		
Nitrogen, NO2 plus NO3	**0.77**	mg/L	0.10	0.013	1		08/01/14 08:36		
Total Carbon Dioxide Calc	Analytical Method: SM 4500-CO2 D								
Carbon Dioxide Calculation	**180**	mg/L			1		08/13/14 00:00		
5310C TOC	Analytical Method: SM 5310C								
Total Organic Carbon	ND	mg/L	1.0	0.50	1		08/13/14 12:29	7440-44-0	
SM4500P-E, Total Phosphorus	Analytical Method: SM 4500-P E Preparation Method: SM4500-P B								
Phosphate as P04	ND	mg/L	0.030	0.015	1	08/08/14 07:58	08/08/14 13:31		

This report shall not be reproduced, except in full,
without the written consent of Pace Analytical Services, Inc..

Pace Analytical Services, Inc.
9608 Loiret Blvd.
Lenexa, KS 66219
(913)599-5665

ANALYTICAL RESULTS

Project: FORT SMITH, AR
Pace Project No.: 60174754

Sample: DUP-4-201407 **Lab ID: 60174754020** Collected: 07/30/14 16:00 Received: 07/31/14 09:30 Matrix: Water

Parameters	Results	Units	Report Limit	MDL	DF	Prepared	Analyzed	CAS No.	Qual
8260 MSV	Analytical Method: EPA 5030B/8260								
Acetone	ND	ug/L	10.0	5.0	1		08/05/14 12:48	67-64-1	
Benzene	ND	ug/L	5.0	0.50	1		08/05/14 12:48	71-43-2	
Bromodichloromethane	ND	ug/L	5.0	0.50	1		08/05/14 12:48	75-27-4	
Bromoform	ND	ug/L	5.0	0.50	1		08/05/14 12:48	75-25-2	
Bromomethane	ND	ug/L	7.0	2.5	1		08/05/14 12:48	74-83-9	
2-Butanone (MEK)	ND	ug/L	10.0	5.0	1		08/05/14 12:48	78-93-3	
Carbon disulfide	ND	ug/L	10.0	2.5	1		08/05/14 12:48	75-15-0	
Carbon tetrachloride	ND	ug/L	5.0	0.50	1		08/05/14 12:48	56-23-5	
Chlorobenzene	ND	ug/L	5.0	0.50	1		08/05/14 12:48	108-90-7	
Chloroethane	ND	ug/L	10.0	0.50	1		08/05/14 12:48	75-00-3	
Chloroform	**0.62J**	ug/L	5.0	0.50	1		08/05/14 12:48	67-66-3	
Chloromethane	ND	ug/L	10.0	0.50	1		08/05/14 12:48	74-87-3	
Dibromochloromethane	ND	ug/L	5.0	0.50	1		08/05/14 12:48	124-48-1	
1,1-Dichloroethane	ND	ug/L	2.4	0.50	1		08/05/14 12:48	75-34-3	
1,2-Dichloroethane	ND	ug/L	5.0	0.50	1		08/05/14 12:48	107-06-2	
1,1-Dichloroethene	**5.0J**	ug/L	5.0	0.50	1		08/05/14 12:48	75-35-4	
cis-1,2-Dichloroethene	**82.8**	ug/L	5.0	0.50	1		08/05/14 12:48	156-59-2	
trans-1,2-Dichloroethene	**0.64J**	ug/L	5.0	0.50	1		08/05/14 12:48	156-60-5	
1,2-Dichloropropane	ND	ug/L	5.0	0.50	1		08/05/14 12:48	78-87-5	
cis-1,3-Dichloropropene	ND	ug/L	1.0	0.50	1		08/05/14 12:48	10061-01-5	
trans-1,3-Dichloropropene	ND	ug/L	1.0	0.50	1		08/05/14 12:48	10061-02-6	
Ethylbenzene	ND	ug/L	5.0	0.50	1		08/05/14 12:48	100-41-4	
2-Hexanone	ND	ug/L	10.0	5.0	1		08/05/14 12:48	591-78-6	
Methylene chloride	ND	ug/L	5.0	0.50	1		08/05/14 12:48	75-09-2	
4-Methyl-2-pentanone (MIBK)	ND	ug/L	10.0	2.5	1		08/05/14 12:48	108-10-1	
Styrene	ND	ug/L	5.0	0.50	1		08/05/14 12:48	100-42-5	
1,1,2,2-Tetrachloroethane	ND	ug/L	1.0	0.50	1		08/05/14 12:48	79-34-5	
Tetrachloroethene	ND	ug/L	5.0	0.50	1		08/05/14 12:48	127-18-4	
Toluene	ND	ug/L	5.0	0.50	1		08/05/14 12:48	108-88-3	
1,1,1-Trichloroethane	ND	ug/L	5.0	0.50	1		08/05/14 12:48	71-55-6	
1,1,2-Trichloroethane	ND	ug/L	5.0	0.50	1		08/05/14 12:48	79-00-5	
Trichloroethene	**1850**	ug/L	50.0	5.0	10		08/05/14 06:25	79-01-6	
Vinyl chloride	**3.0**	ug/L	2.0	0.50	1		08/05/14 12:48	75-01-4	
Xylene (Total)	ND	ug/L	5.0	1.5	1		08/05/14 12:48	1330-20-7	
Surrogates									
4-Bromofluorobenzene (S)	97	%	80-120		1		08/05/14 12:48	460-00-4	
1,2-Dichloroethane-d4 (S)	97	%	80-120		1		08/05/14 12:48	17060-07-0	
Toluene-d8 (S)	99	%	80-120		1		08/05/14 12:48	2037-26-5	
Preservation pH	**1.0**		0.10	0.10	1		08/05/14 12:48		

This report shall not be reproduced, except in full,
without the written consent of Pace Analytical Services, Inc..

Pace Analytical Services, Inc.
9608 Loiret Blvd.
Lenexa, KS 66219
(913)599-5665

ANALYTICAL RESULTS

Project: FORT SMITH, AR
Pace Project No.: 60174754

Sample: MW-41-201407 **Lab ID: 60174754021** Collected: 07/30/14 09:00 Received: 07/31/14 09:30 Matrix: Water

Parameters	Results	Units	Report Limit	MDL	DF	Prepared	Analyzed	CAS No.	Qual
Alcohol by Direct Inject GCFID	Analytical Method: EPA 8015 - Alcohol								
2-Chloroethanol	ND	ug/L	10000	1190	1		08/05/14 17:06	107-07-3	
6010 MET ICP	Analytical Method: EPA 6010 Preparation Method: EPA 3010								
Iron	**4460**	ug/L	50.0	24.0	1	08/01/14 17:10	08/07/14 18:41	7439-89-6	
Manganese	**6190**	ug/L	5.0	2.5	1	08/01/14 17:10	08/07/14 18:41	7439-96-5	
8260 MSV	Analytical Method: EPA 5030B/8260								
Acetone	ND	ug/L	10.0	5.0	1		08/05/14 13:02	67-64-1	
Benzene	ND	ug/L	5.0	0.50	1		08/05/14 13:02	71-43-2	
Bromodichloromethane	ND	ug/L	5.0	0.50	1		08/05/14 13:02	75-27-4	
Bromoform	ND	ug/L	5.0	0.50	1		08/05/14 13:02	75-25-2	
Bromomethane	ND	ug/L	7.0	2.5	1		08/05/14 13:02	74-83-9	
2-Butanone (MEK)	ND	ug/L	10.0	5.0	1		08/05/14 13:02	78-93-3	
Carbon disulfide	ND	ug/L	10.0	2.5	1		08/05/14 13:02	75-15-0	
Carbon tetrachloride	ND	ug/L	5.0	0.50	1		08/05/14 13:02	56-23-5	
Chlorobenzene	ND	ug/L	5.0	0.50	1		08/05/14 13:02	108-90-7	
Chloroethane	ND	ug/L	10.0	0.50	1		08/05/14 13:02	75-00-3	
Chloroform	ND	ug/L	5.0	0.50	1		08/05/14 13:02	67-66-3	
Chloromethane	ND	ug/L	10.0	0.50	1		08/05/14 13:02	74-87-3	
Dibromochloromethane	ND	ug/L	5.0	0.50	1		08/05/14 13:02	124-48-1	
1,1-Dichloroethane	ND	ug/L	2.4	0.50	1		08/05/14 13:02	75-34-3	
1,2-Dichloroethane	ND	ug/L	5.0	0.50	1		08/05/14 13:02	107-06-2	
1,1-Dichloroethene	**1.9J**	ug/L	5.0	0.50	1		08/05/14 13:02	75-35-4	
cis-1,2-Dichloroethene	**19.7**	ug/L	5.0	0.50	1		08/05/14 13:02	156-59-2	
trans-1,2-Dichloroethene	ND	ug/L	5.0	0.50	1		08/05/14 13:02	156-60-5	
1,2-Dichloropropane	ND	ug/L	5.0	0.50	1		08/05/14 13:02	78-87-5	
cis-1,3-Dichloropropene	ND	ug/L	1.0	0.50	1		08/05/14 13:02	10061-01-5	
trans-1,3-Dichloropropene	ND	ug/L	1.0	0.50	1		08/05/14 13:02	10061-02-6	
Ethylbenzene	ND	ug/L	5.0	0.50	1		08/05/14 13:02	100-41-4	
2-Hexanone	ND	ug/L	10.0	5.0	1		08/05/14 13:02	591-78-6	
Methylene chloride	ND	ug/L	5.0	0.50	1		08/05/14 13:02	75-09-2	
4-Methyl-2-pentanone (MIBK)	ND	ug/L	10.0	2.5	1		08/05/14 13:02	108-10-1	
Styrene	ND	ug/L	5.0	0.50	1		08/05/14 13:02	100-42-5	
1,1,2,2-Tetrachloroethane	ND	ug/L	1.0	0.50	1		08/05/14 13:02	79-34-5	
Tetrachloroethene	ND	ug/L	5.0	0.50	1		08/05/14 13:02	127-18-4	
Toluene	ND	ug/L	5.0	0.50	1		08/05/14 13:02	108-88-3	
1,1,1-Trichloroethane	ND	ug/L	5.0	0.50	1		08/05/14 13:02	71-55-6	
1,1,2-Trichloroethane	ND	ug/L	5.0	0.50	1		08/05/14 13:02	79-00-5	
Trichloroethene	**480**	ug/L	50.0	5.0	10		08/05/14 06:54	79-01-6	
Vinyl chloride	ND	ug/L	2.0	0.50	1		08/05/14 13:02	75-01-4	
Xylene (Total)	ND	ug/L	5.0	1.5	1		08/05/14 13:02	1330-20-7	
Surrogates									
4-Bromofluorobenzene (S)	96	%	80-120		1		08/05/14 13:02	460-00-4	
1,2-Dichloroethane-d4 (S)	96	%	80-120		1		08/05/14 13:02	17060-07-0	
Toluene-d8 (S)	97	%	80-120		1		08/05/14 13:02	2037-26-5	
Preservation pH	**1.0**		0.10	0.10	1		08/05/14 13:02		

This report shall not be reproduced, except in full,
without the written consent of Pace Analytical Services, Inc..

Pace Analytical Services, Inc.
9608 Loiret Blvd.
Lenexa, KS 66219
(913)599-5665

ANALYTICAL RESULTS

Project: FORT SMITH, AR
Pace Project No.: 60174754

Sample: MW-41-201407 **Lab ID: 60174754021** Collected: 07/30/14 09:00 Received: 07/31/14 09:30 Matrix: Water

Parameters	Results	Units	Report Limit	MDL	DF	Prepared	Analyzed	CAS No.	Qual
2320B Alkalinity	Analytical Method: SM 2320B								
Alkalinity,Bicarbonate (CaCO3)	**37.7**	mg/L	20.0	1.9	1		08/11/14 14:39		
Alkalinity, Carbonate (CaCO3)	ND	mg/L	20.0	1.9	1		08/11/14 14:39		
Alkalinity, Total as CaCO3	**37.7**	mg/L	20.0	1.9	1		08/11/14 14:39		
Iron, Ferric (Calculation)	Analytical Method: SM 3500-Fe B#4								
Iron, Ferric	**1.2**	mg/L	0.20		1		08/13/14 00:00	7439-89-6	
4500H+ pH, Electrometric	Analytical Method: SM 4500-H+B								
pH at 25 Degrees C	**5.4**	Std. Units	0.10	0.10	1		08/12/14 00:00		1e,H6
4500S2D Sulfide, Total	Analytical Method: SM 4500-S-2 D								
Sulfide, Total	ND	mg/L	0.050	0.0096	1		08/06/14 10:16	18496-25-8	
300.0 IC Anions 28 Days	Analytical Method: EPA 300.0								
Chloride	**405**	mg/L	50.0	25.0	50		08/05/14 10:11	16887-00-6	
Sulfate	**3.4**	mg/L	1.0	0.054	1		08/05/14 09:27	14808-79-8	
350.1 Ammonia	Analytical Method: EPA 350.1								
Nitrogen, Ammonia	**0.090J**	mg/L	0.10	0.014	1		08/05/14 14:24	7664-41-7	
353.2 Nitrogen, NO2/NO3 unpres	Analytical Method: EPA 353.2								
Nitrogen, Nitrate	ND	mg/L	0.10	0.031	1		08/01/14 08:12		
Nitrogen, Nitrite	ND	mg/L	0.10	0.031	1		08/01/14 08:12		
Nitrogen, NO2 plus NO3	**0.027J**	mg/L	0.10	0.013	1		08/01/14 08:12		
Total Carbon Dioxide Calc	Analytical Method: SM 4500-CO2 D								
Carbon Dioxide Calculation	**327**	mg/L			1		08/13/14 00:00		
5310C TOC	Analytical Method: SM 5310C								
Total Organic Carbon	ND	mg/L	1.0	0.50	1		08/13/14 12:48	7440-44-0	
SM4500P-E, Total Phosphorus	Analytical Method: SM 4500-P E Preparation Method: SM4500-P B								
Phosphate as P04	**1.6**	mg/L	0.030	0.015	1	08/08/14 07:58	08/08/14 13:32		

This report shall not be reproduced, except in full,
without the written consent of Pace Analytical Services, Inc..

Pace Analytical Services, Inc.
9608 Loiret Blvd.
Lenexa, KS 66219
(913)599-5665

ANALYTICAL RESULTS

Project: FORT SMITH, AR
Pace Project No.: 60174754

Sample: IW-80-201407 **Lab ID: 60174754022** Collected: 07/30/14 09:35 Received: 07/31/14 09:30 Matrix: Water

Parameters	Results	Units	Report Limit	MDL	DF	Prepared	Analyzed	CAS No.	Qual
Alcohol by Direct Inject GCFID	Analytical Method: EPA 8015 - Alcohol								
2-Chloroethanol	ND	ug/L	10000	1190	1		08/07/14 11:28	107-07-3	
6010 MET ICP	Analytical Method: EPA 6010 Preparation Method: EPA 3010								
Iron	**366**	ug/L	50.0	24.0	1	08/01/14 17:10	08/07/14 18:43	7439-89-6	
Manganese	**70.9**	ug/L	5.0	2.5	1	08/01/14 17:10	08/07/14 18:43	7439-96-5	
8260 MSV	Analytical Method: EPA 5030B/8260								
Acetone	**195**	ug/L	10.0	5.0	1		08/04/14 13:36	67-64-1	
Benzene	ND	ug/L	5.0	0.50	1		08/04/14 13:36	71-43-2	
Bromodichloromethane	ND	ug/L	5.0	0.50	1		08/04/14 13:36	75-27-4	
Bromoform	**1.8J**	ug/L	5.0	0.50	1		08/04/14 13:36	75-25-2	
Bromomethane	ND	ug/L	7.0	2.5	1		08/04/14 13:36	74-83-9	
2-Butanone (MEK)	ND	ug/L	10.0	5.0	1		08/04/14 13:36	78-93-3	
Carbon disulfide	ND	ug/L	10.0	2.5	1		08/04/14 13:36	75-15-0	
Carbon tetrachloride	ND	ug/L	5.0	0.50	1		08/04/14 13:36	56-23-5	
Chlorobenzene	ND	ug/L	5.0	0.50	1		08/04/14 13:36	108-90-7	
Chloroethane	ND	ug/L	10.0	0.50	1		08/04/14 13:36	75-00-3	
Chloroform	ND	ug/L	5.0	0.50	1		08/04/14 13:36	67-66-3	
Chloromethane	**0.62J**	ug/L	10.0	0.50	1		08/04/14 13:36	74-87-3	
Dibromochloromethane	ND	ug/L	5.0	0.50	1		08/04/14 13:36	124-48-1	
1,1-Dichloroethane	ND	ug/L	2.4	0.50	1		08/04/14 13:36	75-34-3	
1,2-Dichloroethane	ND	ug/L	5.0	0.50	1		08/04/14 13:36	107-06-2	
1,1-Dichloroethene	ND	ug/L	5.0	0.50	1		08/04/14 13:36	75-35-4	
cis-1,2-Dichloroethene	**0.85J**	ug/L	5.0	0.50	1		08/04/14 13:36	156-59-2	
trans-1,2-Dichloroethene	ND	ug/L	5.0	0.50	1		08/04/14 13:36	156-60-5	
1,2-Dichloropropane	ND	ug/L	5.0	0.50	1		08/04/14 13:36	78-87-5	
cis-1,3-Dichloropropene	ND	ug/L	1.0	0.50	1		08/04/14 13:36	10061-01-5	
trans-1,3-Dichloropropene	ND	ug/L	1.0	0.50	1		08/04/14 13:36	10061-02-6	
Ethylbenzene	ND	ug/L	5.0	0.50	1		08/04/14 13:36	100-41-4	
2-Hexanone	ND	ug/L	10.0	5.0	1		08/04/14 13:36	591-78-6	
Methylene chloride	ND	ug/L	5.0	0.50	1		08/04/14 13:36	75-09-2	
4-Methyl-2-pentanone (MIBK)	ND	ug/L	10.0	2.5	1		08/04/14 13:36	108-10-1	
Styrene	ND	ug/L	5.0	0.50	1		08/04/14 13:36	100-42-5	
1,1,2,2-Tetrachloroethane	ND	ug/L	1.0	0.50	1		08/04/14 13:36	79-34-5	
Tetrachloroethene	ND	ug/L	5.0	0.50	1		08/04/14 13:36	127-18-4	
Toluene	ND	ug/L	5.0	0.50	1		08/04/14 13:36	108-88-3	
1,1,1-Trichloroethane	ND	ug/L	5.0	0.50	1		08/04/14 13:36	71-55-6	
1,1,2-Trichloroethane	ND	ug/L	5.0	0.50	1		08/04/14 13:36	79-00-5	
Trichloroethene	**25.6**	ug/L	5.0	0.50	1		08/04/14 13:36	79-01-6	
Vinyl chloride	ND	ug/L	2.0	0.50	1		08/04/14 13:36	75-01-4	
Xylene (Total)	ND	ug/L	5.0	1.5	1		08/04/14 13:36	1330-20-7	
Surrogates									
4-Bromofluorobenzene (S)	102	%	80-120		1		08/04/14 13:36	460-00-4	
1,2-Dichloroethane-d4 (S)	101	%	80-120		1		08/04/14 13:36	17060-07-0	
Toluene-d8 (S)	99	%	80-120		1		08/04/14 13:36	2037-26-5	
Preservation pH	**1.0**		0.10	0.10	1		08/04/14 13:36		

REPORT OF LABORATORY ANALYSIS

This report shall not be reproduced, except in full,
without the written consent of Pace Analytical Services, Inc..

Pace Analytical Services, Inc.
9608 Loiret Blvd.
Lenexa, KS 66219
(913)599-5665

ANALYTICAL RESULTS

Project: FORT SMITH, AR
Pace Project No.: 60174754

Sample: IW-80-201407 **Lab ID: 60174754022** Collected: 07/30/14 09:35 Received: 07/31/14 09:30 Matrix: Water

Parameters	Results	Units	Report Limit	MDL	DF	Prepared	Analyzed	CAS No.	Qual
2320B Alkalinity	Analytical Method: SM 2320B								
Alkalinity,Bicarbonate (CaCO3)	**206**	mg/L	20.0	1.9	1		08/11/14 14:43		
Alkalinity, Carbonate (CaCO3)	ND	mg/L	20.0	1.9	1		08/11/14 14:43		
Alkalinity, Total as CaCO3	**206**	mg/L	20.0	1.9	1		08/11/14 14:43		
Iron, Ferric (Calculation)	Analytical Method: SM 3500-Fe B#4								
Iron, Ferric	**0.37**	mg/L	0.20		1		08/13/14 00:00	7439-89-6	
4500H+ pH, Electrometric	Analytical Method: SM 4500-H+B								
pH at 25 Degrees C	**6.4**	Std. Units	0.10	0.10	1		08/12/14 00:00		1e,H6
4500S2D Sulfide, Total	Analytical Method: SM 4500-S-2 D								
Sulfide, Total	ND	mg/L	0.050	0.0096	1		08/06/14 10:16	18496-25-8	
300.0 IC Anions 28 Days	Analytical Method: EPA 300.0								
Chloride	**195**	mg/L	20.0	10.0	20		08/05/14 11:25	16887-00-6	
Sulfate	**467**	mg/L	50.0	2.7	50		08/05/14 11:39	14808-79-8	
350.1 Ammonia	Analytical Method: EPA 350.1								
Nitrogen, Ammonia	**0.31**	mg/L	0.10	0.014	1		08/05/14 14:25	7664-41-7	
353.2 Nitrogen, NO2/NO3 unpres	Analytical Method: EPA 353.2								
Nitrogen, Nitrate	**0.78**	mg/L	0.10	0.031	1		08/01/14 08:15		
Nitrogen, Nitrite	ND	mg/L	0.10	0.031	1		08/01/14 08:15		
Nitrogen, NO2 plus NO3	**0.78**	mg/L	0.10	0.013	1		08/01/14 08:15		
Total Carbon Dioxide Calc	Analytical Method: SM 4500-CO2 D								
Carbon Dioxide Calculation	**328**	mg/L			1		08/13/14 00:00		
5310C TOC	Analytical Method: SM 5310C								
Total Organic Carbon	**0.87J**	mg/L	1.0	0.50	1		08/13/14 13:08	7440-44-0	
SM4500P-E, Total Phosphorus	Analytical Method: SM 4500-P E Preparation Method: SM4500-P B								
Phosphate as P04	**5.5**	mg/L	0.30	0.15	10	08/08/14 07:58	08/08/14 13:33		

This report shall not be reproduced, except in full,
without the written consent of Pace Analytical Services, Inc..

Pace Analytical Services, Inc.
9608 Loiret Blvd.
Lenexa, KS 66219
(913)599-5665

ANALYTICAL RESULTS

Project: FORT SMITH, AR
Pace Project No.: 60174754

Sample: MW-65-201407 **Lab ID: 60174754023** Collected: 07/30/14 09:30 Received: 07/31/14 09:30 Matrix: Water

Parameters	Results	Units	Report Limit	MDL	DF	Prepared	Analyzed	CAS No.	Qual
Alcohol by Direct Inject GCFID	Analytical Method: EPA 8015 - Alcohol								
2-Chloroethanol	ND	ug/L	10000	1190	1		08/07/14 11:40	107-07-3	
6010 MET ICP	Analytical Method: EPA 6010 Preparation Method: EPA 3010								
Iron	**318**	ug/L	50.0	24.0	1	08/01/14 17:10	08/07/14 18:45	7439-89-6	
Manganese	**373**	ug/L	25.0	12.5	5	08/01/14 17:10	08/08/14 14:58	7439-96-5	
8260 MSV	Analytical Method: EPA 5030B/8260								
Acetone	**589**	ug/L	10.0	5.0	1		08/05/14 10:41	67-64-1	
Benzene	ND	ug/L	5.0	0.50	1		08/05/14 10:41	71-43-2	
Bromodichloromethane	ND	ug/L	5.0	0.50	1		08/05/14 10:41	75-27-4	
Bromoform	**1.8J**	ug/L	5.0	0.50	1		08/05/14 10:41	75-25-2	
Bromomethane	**6.6J**	ug/L	7.0	2.5	1		08/05/14 10:41	74-83-9	
2-Butanone (MEK)	ND	ug/L	10.0	5.0	1		08/05/14 10:41	78-93-3	
Carbon disulfide	ND	ug/L	10.0	2.5	1		08/05/14 10:41	75-15-0	
Carbon tetrachloride	ND	ug/L	5.0	0.50	1		08/05/14 10:41	56-23-5	
Chlorobenzene	ND	ug/L	5.0	0.50	1		08/05/14 10:41	108-90-7	
Chloroethane	ND	ug/L	10.0	0.50	1		08/05/14 10:41	75-00-3	
Chloroform	ND	ug/L	5.0	0.50	1		08/05/14 10:41	67-66-3	
Chloromethane	**4.6J**	ug/L	10.0	0.50	1		08/05/14 10:41	74-87-3	
Dibromochloromethane	ND	ug/L	5.0	0.50	1		08/05/14 10:41	124-48-1	
1,1-Dichloroethane	ND	ug/L	2.4	0.50	1		08/05/14 10:41	75-34-3	
1,2-Dichloroethane	ND	ug/L	5.0	0.50	1		08/05/14 10:41	107-06-2	
1,1-Dichloroethene	ND	ug/L	5.0	0.50	1		08/05/14 10:41	75-35-4	
cis-1,2-Dichloroethene	ND	ug/L	5.0	0.50	1		08/05/14 10:41	156-59-2	
trans-1,2-Dichloroethene	ND	ug/L	5.0	0.50	1		08/05/14 10:41	156-60-5	
1,2-Dichloropropane	ND	ug/L	5.0	0.50	1		08/05/14 10:41	78-87-5	
cis-1,3-Dichloropropene	ND	ug/L	1.0	0.50	1		08/05/14 10:41	10061-01-5	
trans-1,3-Dichloropropene	ND	ug/L	1.0	0.50	1		08/05/14 10:41	10061-02-6	
Ethylbenzene	ND	ug/L	5.0	0.50	1		08/05/14 10:41	100-41-4	
2-Hexanone	ND	ug/L	10.0	5.0	1		08/05/14 10:41	591-78-6	
Methylene chloride	ND	ug/L	5.0	0.50	1		08/05/14 10:41	75-09-2	
4-Methyl-2-pentanone (MIBK)	ND	ug/L	10.0	2.5	1		08/05/14 10:41	108-10-1	
Styrene	ND	ug/L	5.0	0.50	1		08/05/14 10:41	100-42-5	
1,1,2,2-Tetrachloroethane	ND	ug/L	1.0	0.50	1		08/05/14 10:41	79-34-5	
Tetrachloroethene	ND	ug/L	5.0	0.50	1		08/05/14 10:41	127-18-4	
Toluene	ND	ug/L	5.0	0.50	1		08/05/14 10:41	108-88-3	
1,1,1-Trichloroethane	ND	ug/L	5.0	0.50	1		08/05/14 10:41	71-55-6	
1,1,2-Trichloroethane	ND	ug/L	5.0	0.50	1		08/05/14 10:41	79-00-5	
Trichloroethene	**17.1**	ug/L	5.0	0.50	1		08/05/14 10:41	79-01-6	
Vinyl chloride	ND	ug/L	2.0	0.50	1		08/05/14 10:41	75-01-4	
Xylene (Total)	ND	ug/L	5.0	1.5	1		08/05/14 10:41	1330-20-7	
Surrogates									
4-Bromofluorobenzene (S)	99	%	80-120		1		08/05/14 10:41	460-00-4	
1,2-Dichloroethane-d4 (S)	102	%	80-120		1		08/05/14 10:41	17060-07-0	
Toluene-d8 (S)	97	%	80-120		1		08/05/14 10:41	2037-26-5	
Preservation pH	**1.0**		0.10	0.10	1		08/05/14 10:41		

This report shall not be reproduced, except in full,
without the written consent of Pace Analytical Services, Inc..

Pace Analytical Services, Inc.
9608 Loiret Blvd.
Lenexa, KS 66219
(913)599-5665

ANALYTICAL RESULTS

Project: FORT SMITH, AR
Pace Project No.: 60174754

Sample: MW-65-201407 **Lab ID: 60174754023** Collected: 07/30/14 09:30 Received: 07/31/14 09:30 Matrix: Water

Parameters	Results	Units	Report Limit	MDL	DF	Prepared	Analyzed	CAS No.	Qual
2320B Alkalinity	Analytical Method: SM 2320B								
Alkalinity,Bicarbonate (CaCO3)	ND	mg/L	60.0	5.6	3		08/11/14 15:12		
Alkalinity, Carbonate (CaCO3)	**745**	mg/L	60.0	5.6	3		08/11/14 15:12		
Alkalinity, Total as CaCO3	**2680**	mg/L	60.0	5.6	3		08/11/14 15:12		
Iron, Ferric (Calculation)	Analytical Method: SM 3500-Fe B#4								
Iron, Ferric	**0.32**	mg/L	0.20		1		08/13/14 00:00	7439-89-6	
4500H+ pH, Electrometric	Analytical Method: SM 4500-H+B								
pH at 25 Degrees C	**12.6**	Std. Units	0.10	0.10	1		08/12/14 00:00		1e,H6
4500S2D Sulfide, Total	Analytical Method: SM 4500-S-2 D								
Sulfide, Total	ND	mg/L	0.050	0.0096	1		08/06/14 10:18	18496-25-8	
300.0 IC Anions 28 Days	Analytical Method: EPA 300.0								
Chloride	**353**	mg/L	50.0	25.0	50		08/05/14 11:54	16887-00-6	
Sulfate	**3760**	mg/L	500	26.8	500		08/06/14 11:10	14808-79-8	
350.1 Ammonia	Analytical Method: EPA 350.1								
Nitrogen, Ammonia	**2.0**	mg/L	0.10	0.014	1		08/05/14 14:26	7664-41-7	
353.2 Nitrogen, NO2/NO3 unpres	Analytical Method: EPA 353.2								
Nitrogen, Nitrate	**2.7**	mg/L	0.10	0.031	1		08/01/14 08:14		M1
Nitrogen, Nitrite	**0.46**	mg/L	0.10	0.031	1		08/01/14 08:14		M1
Nitrogen, NO2 plus NO3	**3.1**	mg/L	0.10	0.013	1		08/01/14 08:14		M1
Total Carbon Dioxide Calc	Analytical Method: SM 4500-CO2 D								
Carbon Dioxide Calculation	**328**	mg/L			1		08/13/14 00:00		
5310C TOC	Analytical Method: SM 5310C								
Total Organic Carbon	**10.3**	mg/L	1.0	0.50	1		08/13/14 13:27	7440-44-0	
SM4500P-E, Total Phosphorus	Analytical Method: SM 4500-P E Preparation Method: SM4500-P B								
Phosphate as P04	ND	mg/L	0.030	0.015	1	08/08/14 07:58	08/08/14 13:34		

This report shall not be reproduced, except in full,
without the written consent of Pace Analytical Services, Inc..

Pace Analytical Services, Inc.
9608 Loiret Blvd.
Lenexa, KS 66219
(913)599-5665

ANALYTICAL RESULTS

Project: FORT SMITH, AR
Pace Project No.: 60174754

Sample: ITMW-21-201407 **Lab ID: 60174754024** Collected: 07/30/14 15:50 Received: 07/31/14 09:30 Matrix: Water

Parameters	Results	Units	Report Limit	MDL	DF	Prepared	Analyzed	CAS No.	Qual
Alcohol by Direct Inject GCFID	Analytical Method: EPA 8015 - Alcohol								
2-Chloroethanol	ND	ug/L	10000	1190	1		08/07/14 11:51	107-07-3	
6010 MET ICP	Analytical Method: EPA 6010 Preparation Method: EPA 3010								
Iron	**43.7J**	ug/L	50.0	24.0	1	08/04/14 16:10	08/07/14 14:01	7439-89-6	
Manganese	**621**	ug/L	5.0	2.5	1	08/04/14 16:10	08/07/14 14:01	7439-96-5	
8260 MSV	Analytical Method: EPA 5030B/8260								
Acetone	ND	ug/L	10.0	5.0	1		08/05/14 05:00	67-64-1	
Benzene	ND	ug/L	5.0	0.50	1		08/05/14 05:00	71-43-2	
Bromodichloromethane	ND	ug/L	5.0	0.50	1		08/05/14 05:00	75-27-4	
Bromoform	ND	ug/L	5.0	0.50	1		08/05/14 05:00	75-25-2	
Bromomethane	ND	ug/L	7.0	2.5	1		08/05/14 05:00	74-83-9	
2-Butanone (MEK)	ND	ug/L	10.0	5.0	1		08/05/14 05:00	78-93-3	
Carbon disulfide	ND	ug/L	10.0	2.5	1		08/05/14 05:00	75-15-0	
Carbon tetrachloride	ND	ug/L	5.0	0.50	1		08/05/14 05:00	56-23-5	
Chlorobenzene	ND	ug/L	5.0	0.50	1		08/05/14 05:00	108-90-7	
Chloroethane	ND	ug/L	10.0	0.50	1		08/05/14 05:00	75-00-3	
Chloroform	ND	ug/L	5.0	0.50	1		08/05/14 05:00	67-66-3	
Chloromethane	ND	ug/L	10.0	0.50	1		08/05/14 05:00	74-87-3	
Dibromochloromethane	ND	ug/L	5.0	0.50	1		08/05/14 05:00	124-48-1	
1,1-Dichloroethane	ND	ug/L	2.4	0.50	1		08/05/14 05:00	75-34-3	
1,2-Dichloroethane	ND	ug/L	5.0	0.50	1		08/05/14 05:00	107-06-2	
1,1-Dichloroethene	ND	ug/L	5.0	0.50	1		08/05/14 05:00	75-35-4	
cis-1,2-Dichloroethene	ND	ug/L	5.0	0.50	1		08/05/14 05:00	156-59-2	
trans-1,2-Dichloroethene	ND	ug/L	5.0	0.50	1		08/05/14 05:00	156-60-5	
1,2-Dichloropropane	ND	ug/L	5.0	0.50	1		08/05/14 05:00	78-87-5	
cis-1,3-Dichloropropene	ND	ug/L	1.0	0.50	1		08/05/14 05:00	10061-01-5	
trans-1,3-Dichloropropene	ND	ug/L	1.0	0.50	1		08/05/14 05:00	10061-02-6	
Ethylbenzene	ND	ug/L	5.0	0.50	1		08/05/14 05:00	100-41-4	
2-Hexanone	ND	ug/L	10.0	5.0	1		08/05/14 05:00	591-78-6	
Methylene chloride	ND	ug/L	5.0	0.50	1		08/05/14 05:00	75-09-2	
4-Methyl-2-pentanone (MIBK)	ND	ug/L	10.0	2.5	1		08/05/14 05:00	108-10-1	
Styrene	ND	ug/L	5.0	0.50	1		08/05/14 05:00	100-42-5	
1,1,2,2-Tetrachloroethane	ND	ug/L	1.0	0.50	1		08/05/14 05:00	79-34-5	
Tetrachloroethene	ND	ug/L	5.0	0.50	1		08/05/14 05:00	127-18-4	
Toluene	ND	ug/L	5.0	0.50	1		08/05/14 05:00	108-88-3	
1,1,1-Trichloroethane	ND	ug/L	5.0	0.50	1		08/05/14 05:00	71-55-6	
1,1,2-Trichloroethane	ND	ug/L	5.0	0.50	1		08/05/14 05:00	79-00-5	
Trichloroethene	**9.4**	ug/L	5.0	0.50	1		08/05/14 05:00	79-01-6	
Vinyl chloride	ND	ug/L	2.0	0.50	1		08/05/14 05:00	75-01-4	
Xylene (Total)	ND	ug/L	5.0	1.5	1		08/05/14 05:00	1330-20-7	
Surrogates									
4-Bromofluorobenzene (S)	101	%	80-120		1		08/05/14 05:00	460-00-4	
1,2-Dichloroethane-d4 (S)	97	%	80-120		1		08/05/14 05:00	17060-07-0	
Toluene-d8 (S)	97	%	80-120		1		08/05/14 05:00	2037-26-5	
Preservation pH	**1.0**		0.10	0.10	1		08/05/14 05:00		

REPORT OF LABORATORY ANALYSIS

This report shall not be reproduced, except in full,
without the written consent of Pace Analytical Services, Inc..

Pace Analytical Services, Inc.
9608 Loiret Blvd.
Lenexa, KS 66219
(913)599-5665

ANALYTICAL RESULTS

Project: FORT SMITH, AR
Pace Project No.: 60174754

Sample: ITMW-21-201407 **Lab ID: 60174754024** Collected: 07/30/14 15:50 Received: 07/31/14 09:30 Matrix: Water

Parameters	Results	Units	Report Limit	MDL	DF	Prepared	Analyzed	CAS No.	Qual
2320B Alkalinity	Analytical Method: SM 2320B								
Alkalinity,Bicarbonate (CaCO3)	**22.3**	mg/L	20.0	1.9	1		08/11/14 15:01		
Alkalinity, Carbonate (CaCO3)	ND	mg/L	20.0	1.9	1		08/11/14 15:01		
Alkalinity, Total as CaCO3	**22.3**	mg/L	20.0	1.9	1		08/11/14 15:01		
Iron, Ferric (Calculation)	Analytical Method: SM 3500-Fe B#4								
Iron, Ferric	**0.044J**	mg/L	0.20		1		08/13/14 00:00	7439-89-6	
4500H+ pH, Electrometric	Analytical Method: SM 4500-H+B								
pH at 25 Degrees C	**4.6**	Std. Units	0.10	0.10	1		08/12/14 00:00		1e,H6
4500S2D Sulfide, Total	Analytical Method: SM 4500-S-2 D								
Sulfide, Total	ND	mg/L	0.050	0.0096	1		08/06/14 10:18	18496-25-8	
300.0 IC Anions 28 Days	Analytical Method: EPA 300.0								
Chloride	**750**	mg/L	100	50.0	100		08/05/14 12:24	16887-00-6	
Sulfate	**7.4**	mg/L	1.0	0.054	1		08/06/14 11:25	14808-79-8	
350.1 Ammonia	Analytical Method: EPA 350.1								
Nitrogen, Ammonia	ND	mg/L	0.10	0.014	1		08/05/14 14:30	7664-41-7	
353.2 Nitrogen, NO2/NO3 unpres	Analytical Method: EPA 353.2								
Nitrogen, Nitrate	ND	mg/L	0.10	0.031	1		08/01/14 08:38		
Nitrogen, Nitrite	ND	mg/L	0.10	0.031	1		08/01/14 08:38		
Nitrogen, NO2 plus NO3	**0.015J**	mg/L	0.10	0.013	1		08/01/14 08:38		
Total Carbon Dioxide Calc	Analytical Method: SM 4500-CO2 D								
Carbon Dioxide Calculation	**1270**	mg/L			1		08/13/14 00:00		
5310C TOC	Analytical Method: SM 5310C								
Total Organic Carbon	ND	mg/L	1.0	0.50	1		08/13/14 13:47	7440-44-0	
SM4500P-E, Total Phosphorus	Analytical Method: SM 4500-P E Preparation Method: SM4500-P B								
Phosphate as P04	**0.17**	mg/L	0.030	0.015	1	08/08/14 09:09	08/08/14 13:40		

This report shall not be reproduced, except in full,
without the written consent of Pace Analytical Services, Inc..

Pace Analytical Services, Inc.
9608 Loiret Blvd.
Lenexa, KS 66219
(913)599-5665

ANALYTICAL RESULTS

Project: FORT SMITH, AR
Pace Project No.: 60174754

Sample: DUP-3-201407 **Lab ID: 60174754025** Collected: 07/30/14 15:50 Received: 07/31/14 09:30 Matrix: Water

Parameters	Results	Units	Report Limit	MDL	DF	Prepared	Analyzed	CAS No.	Qual
8260 MSV	Analytical Method: EPA 5030B/8260								
Acetone	ND	ug/L	10.0	5.0	1		08/05/14 05:42	67-64-1	
Benzene	ND	ug/L	5.0	0.50	1		08/05/14 05:42	71-43-2	
Bromodichloromethane	ND	ug/L	5.0	0.50	1		08/05/14 05:42	75-27-4	
Bromoform	ND	ug/L	5.0	0.50	1		08/05/14 05:42	75-25-2	
Bromomethane	ND	ug/L	7.0	2.5	1		08/05/14 05:42	74-83-9	
2-Butanone (MEK)	ND	ug/L	10.0	5.0	1		08/05/14 05:42	78-93-3	
Carbon disulfide	ND	ug/L	10.0	2.5	1		08/05/14 05:42	75-15-0	
Carbon tetrachloride	ND	ug/L	5.0	0.50	1		08/05/14 05:42	56-23-5	
Chlorobenzene	ND	ug/L	5.0	0.50	1		08/05/14 05:42	108-90-7	
Chloroethane	ND	ug/L	10.0	0.50	1		08/05/14 05:42	75-00-3	
Chloroform	ND	ug/L	5.0	0.50	1		08/05/14 05:42	67-66-3	
Chloromethane	ND	ug/L	10.0	0.50	1		08/05/14 05:42	74-87-3	
Dibromochloromethane	ND	ug/L	5.0	0.50	1		08/05/14 05:42	124-48-1	
1,1-Dichloroethane	ND	ug/L	2.4	0.50	1		08/05/14 05:42	75-34-3	
1,2-Dichloroethane	ND	ug/L	5.0	0.50	1		08/05/14 05:42	107-06-2	
1,1-Dichloroethene	ND	ug/L	5.0	0.50	1		08/05/14 05:42	75-35-4	
cis-1,2-Dichloroethene	ND	ug/L	5.0	0.50	1		08/05/14 05:42	156-59-2	
trans-1,2-Dichloroethene	ND	ug/L	5.0	0.50	1		08/05/14 05:42	156-60-5	
1,2-Dichloropropane	ND	ug/L	5.0	0.50	1		08/05/14 05:42	78-87-5	
cis-1,3-Dichloropropene	ND	ug/L	1.0	0.50	1		08/05/14 05:42	10061-01-5	
trans-1,3-Dichloropropene	ND	ug/L	1.0	0.50	1		08/05/14 05:42	10061-02-6	
Ethylbenzene	ND	ug/L	5.0	0.50	1		08/05/14 05:42	100-41-4	
2-Hexanone	ND	ug/L	10.0	5.0	1		08/05/14 05:42	591-78-6	
Methylene chloride	ND	ug/L	5.0	0.50	1		08/05/14 05:42	75-09-2	
4-Methyl-2-pentanone (MIBK)	ND	ug/L	10.0	2.5	1		08/05/14 05:42	108-10-1	
Styrene	ND	ug/L	5.0	0.50	1		08/05/14 05:42	100-42-5	
1,1,2,2-Tetrachloroethane	ND	ug/L	1.0	0.50	1		08/05/14 05:42	79-34-5	
Tetrachloroethene	ND	ug/L	5.0	0.50	1		08/05/14 05:42	127-18-4	
Toluene	ND	ug/L	5.0	0.50	1		08/05/14 05:42	108-88-3	
1,1,1-Trichloroethane	ND	ug/L	5.0	0.50	1		08/05/14 05:42	71-55-6	
1,1,2-Trichloroethane	ND	ug/L	5.0	0.50	1		08/05/14 05:42	79-00-5	
Trichloroethene	**9.3**	ug/L	5.0	0.50	1		08/05/14 05:42	79-01-6	
Vinyl chloride	ND	ug/L	2.0	0.50	1		08/05/14 05:42	75-01-4	
Xylene (Total)	ND	ug/L	5.0	1.5	1		08/05/14 05:42	1330-20-7	
Surrogates									
4-Bromofluorobenzene (S)	96	%	80-120		1		08/05/14 05:42	460-00-4	
1,2-Dichloroethane-d4 (S)	97	%	80-120		1		08/05/14 05:42	17060-07-0	
Toluene-d8 (S)	100	%	80-120		1		08/05/14 05:42	2037-26-5	
Preservation pH	**1.0**		0.10	0.10	1		08/05/14 05:42		

This report shall not be reproduced, except in full,
without the written consent of Pace Analytical Services, Inc..

Pace Analytical Services, Inc.
9608 Loiret Blvd.
Lenexa, KS 66219
(913)599-5665

ANALYTICAL RESULTS

Project: FORT SMITH, AR
Pace Project No.: 60174754

Sample: DUP-2-201407 **Lab ID: 60174754026** Collected: 07/30/14 09:00 Received: 07/31/14 09:30 Matrix: Water

Parameters	Results	Units	Report Limit	MDL	DF	Prepared	Analyzed	CAS No.	Qual
8260 MSV	Analytical Method: EPA 5030B/8260								
Acetone	ND	ug/L	10.0	5.0	1		08/05/14 05:57	67-64-1	
Benzene	ND	ug/L	5.0	0.50	1		08/05/14 05:57	71-43-2	
Bromodichloromethane	ND	ug/L	5.0	0.50	1		08/05/14 05:57	75-27-4	
Bromoform	ND	ug/L	5.0	0.50	1		08/05/14 05:57	75-25-2	
Bromomethane	ND	ug/L	7.0	2.5	1		08/05/14 05:57	74-83-9	
2-Butanone (MEK)	ND	ug/L	10.0	5.0	1		08/05/14 05:57	78-93-3	
Carbon disulfide	ND	ug/L	10.0	2.5	1		08/05/14 05:57	75-15-0	
Carbon tetrachloride	ND	ug/L	5.0	0.50	1		08/05/14 05:57	56-23-5	
Chlorobenzene	ND	ug/L	5.0	0.50	1		08/05/14 05:57	108-90-7	
Chloroethane	ND	ug/L	10.0	0.50	1		08/05/14 05:57	75-00-3	
Chloroform	ND	ug/L	5.0	0.50	1		08/05/14 05:57	67-66-3	
Chloromethane	ND	ug/L	10.0	0.50	1		08/05/14 05:57	74-87-3	
Dibromochloromethane	ND	ug/L	5.0	0.50	1		08/05/14 05:57	124-48-1	
1,1-Dichloroethane	ND	ug/L	2.4	0.50	1		08/05/14 05:57	75-34-3	
1,2-Dichloroethane	ND	ug/L	5.0	0.50	1		08/05/14 05:57	107-06-2	
1,1-Dichloroethene	**1.8J**	ug/L	5.0	0.50	1		08/05/14 05:57	75-35-4	
cis-1,2-Dichloroethene	**19.1**	ug/L	5.0	0.50	1		08/05/14 05:57	156-59-2	
trans-1,2-Dichloroethene	ND	ug/L	5.0	0.50	1		08/05/14 05:57	156-60-5	
1,2-Dichloropropane	ND	ug/L	5.0	0.50	1		08/05/14 05:57	78-87-5	
cis-1,3-Dichloropropene	ND	ug/L	1.0	0.50	1		08/05/14 05:57	10061-01-5	
trans-1,3-Dichloropropene	ND	ug/L	1.0	0.50	1		08/05/14 05:57	10061-02-6	
Ethylbenzene	ND	ug/L	5.0	0.50	1		08/05/14 05:57	100-41-4	
2-Hexanone	ND	ug/L	10.0	5.0	1		08/05/14 05:57	591-78-6	
Methylene chloride	ND	ug/L	5.0	0.50	1		08/05/14 05:57	75-09-2	
4-Methyl-2-pentanone (MIBK)	ND	ug/L	10.0	2.5	1		08/05/14 05:57	108-10-1	
Styrene	ND	ug/L	5.0	0.50	1		08/05/14 05:57	100-42-5	
1,1,2,2-Tetrachloroethane	ND	ug/L	1.0	0.50	1		08/05/14 05:57	79-34-5	
Tetrachloroethene	ND	ug/L	5.0	0.50	1		08/05/14 05:57	127-18-4	
Toluene	ND	ug/L	5.0	0.50	1		08/05/14 05:57	108-88-3	
1,1,1-Trichloroethane	ND	ug/L	5.0	0.50	1		08/05/14 05:57	71-55-6	
1,1,2-Trichloroethane	ND	ug/L	5.0	0.50	1		08/05/14 05:57	79-00-5	
Trichloroethene	**511**	ug/L	50.0	5.0	10		08/05/14 14:27	79-01-6	
Vinyl chloride	ND	ug/L	2.0	0.50	1		08/05/14 05:57	75-01-4	
Xylene (Total)	ND	ug/L	5.0	1.5	1		08/05/14 05:57	1330-20-7	
Surrogates									
4-Bromofluorobenzene (S)	102	%	80-120		1		08/05/14 05:57	460-00-4	
1,2-Dichloroethane-d4 (S)	95	%	80-120		1		08/05/14 05:57	17060-07-0	
Toluene-d8 (S)	100	%	80-120		1		08/05/14 05:57	2037-26-5	
Preservation pH	**1.0**		0.10	0.10	1		08/05/14 05:57		

This report shall not be reproduced, except in full,
without the written consent of Pace Analytical Services, Inc..

Pace Analytical Services, Inc.
9608 Loiret Blvd.
Lenexa, KS 66219
(913)599-5665

ANALYTICAL RESULTS

Project: FORT SMITH, AR
Pace Project No.: 60174754

Sample: ITMW-16-201407 **Lab ID: 60174754027** Collected: 07/30/14 16:20 Received: 07/31/14 09:30 Matrix: Water

Parameters	Results	Units	Report Limit	MDL	DF	Prepared	Analyzed	CAS No.	Qual
Alcohol by Direct Inject GCFID	Analytical Method: EPA 8015 - Alcohol								
2-Chloroethanol	ND	ug/L	10000	1190	1		08/07/14 12:02	107-07-3	
6010 MET ICP	Analytical Method: EPA 6010 Preparation Method: EPA 3010								
Iron	**265**	ug/L	50.0	24.0	1	08/04/14 16:10	08/07/14 14:08	7439-89-6	
Manganese	**69.3**	ug/L	5.0	2.5	1	08/04/14 16:10	08/07/14 14:08	7439-96-5	
8260 MSV	Analytical Method: EPA 5030B/8260								
Acetone	ND	ug/L	10.0	5.0	1		08/05/14 05:14	67-64-1	
Benzene	ND	ug/L	5.0	0.50	1		08/05/14 05:14	71-43-2	
Bromodichloromethane	ND	ug/L	5.0	0.50	1		08/05/14 05:14	75-27-4	
Bromoform	ND	ug/L	5.0	0.50	1		08/05/14 05:14	75-25-2	
Bromomethane	ND	ug/L	7.0	2.5	1		08/05/14 05:14	74-83-9	
2-Butanone (MEK)	ND	ug/L	10.0	5.0	1		08/05/14 05:14	78-93-3	
Carbon disulfide	ND	ug/L	10.0	2.5	1		08/05/14 05:14	75-15-0	
Carbon tetrachloride	ND	ug/L	5.0	0.50	1		08/05/14 05:14	56-23-5	
Chlorobenzene	ND	ug/L	5.0	0.50	1		08/05/14 05:14	108-90-7	
Chloroethane	ND	ug/L	10.0	0.50	1		08/05/14 05:14	75-00-3	
Chloroform	ND	ug/L	5.0	0.50	1		08/05/14 05:14	67-66-3	
Chloromethane	ND	ug/L	10.0	0.50	1		08/05/14 05:14	74-87-3	
Dibromochloromethane	ND	ug/L	5.0	0.50	1		08/05/14 05:14	124-48-1	
1,1-Dichloroethane	ND	ug/L	2.4	0.50	1		08/05/14 05:14	75-34-3	
1,2-Dichloroethane	ND	ug/L	5.0	0.50	1		08/05/14 05:14	107-06-2	
1,1-Dichloroethene	ND	ug/L	5.0	0.50	1		08/05/14 05:14	75-35-4	
cis-1,2-Dichloroethene	ND	ug/L	5.0	0.50	1		08/05/14 05:14	156-59-2	
trans-1,2-Dichloroethene	ND	ug/L	5.0	0.50	1		08/05/14 05:14	156-60-5	
1,2-Dichloropropane	ND	ug/L	5.0	0.50	1		08/05/14 05:14	78-87-5	
cis-1,3-Dichloropropene	ND	ug/L	1.0	0.50	1		08/05/14 05:14	10061-01-5	
trans-1,3-Dichloropropene	ND	ug/L	1.0	0.50	1		08/05/14 05:14	10061-02-6	
Ethylbenzene	ND	ug/L	5.0	0.50	1		08/05/14 05:14	100-41-4	
2-Hexanone	ND	ug/L	10.0	5.0	1		08/05/14 05:14	591-78-6	
Methylene chloride	ND	ug/L	5.0	0.50	1		08/05/14 05:14	75-09-2	
4-Methyl-2-pentanone (MIBK)	ND	ug/L	10.0	2.5	1		08/05/14 05:14	108-10-1	
Styrene	ND	ug/L	5.0	0.50	1		08/05/14 05:14	100-42-5	
1,1,2,2-Tetrachloroethane	ND	ug/L	1.0	0.50	1		08/05/14 05:14	79-34-5	
Tetrachloroethene	ND	ug/L	5.0	0.50	1		08/05/14 05:14	127-18-4	
Toluene	ND	ug/L	5.0	0.50	1		08/05/14 05:14	108-88-3	
1,1,1-Trichloroethane	ND	ug/L	5.0	0.50	1		08/05/14 05:14	71-55-6	
1,1,2-Trichloroethane	ND	ug/L	5.0	0.50	1		08/05/14 05:14	79-00-5	
Trichloroethene	ND	ug/L	5.0	0.50	1		08/05/14 05:14	79-01-6	
Vinyl chloride	ND	ug/L	2.0	0.50	1		08/05/14 05:14	75-01-4	
Xylene (Total)	ND	ug/L	5.0	1.5	1		08/05/14 05:14	1330-20-7	
Surrogates									
4-Bromofluorobenzene (S)	100	%	80-120		1		08/05/14 05:14	460-00-4	
1,2-Dichloroethane-d4 (S)	93	%	80-120		1		08/05/14 05:14	17060-07-0	
Toluene-d8 (S)	99	%	80-120		1		08/05/14 05:14	2037-26-5	
Preservation pH	**1.0**		0.10	0.10	1		08/05/14 05:14		

REPORT OF LABORATORY ANALYSIS

This report shall not be reproduced, except in full,
without the written consent of Pace Analytical Services, Inc..

Pace Analytical Services, Inc.
9608 Loiret Blvd.
Lenexa, KS 66219
(913)599-5665

ANALYTICAL RESULTS

Project: FORT SMITH, AR
Pace Project No.: 60174754

Sample: ITMW-16-201407 **Lab ID: 60174754027** Collected: 07/30/14 16:20 Received: 07/31/14 09:30 Matrix: Water

Parameters	Results	Units	Report Limit	MDL	DF	Prepared	Analyzed	CAS No.	Qual
2320B Alkalinity	Analytical Method: SM 2320B								
Alkalinity,Bicarbonate (CaCO3)	**52.8**	mg/L	20.0	1.9	1		08/11/14 15:24		
Alkalinity, Carbonate (CaCO3)	ND	mg/L	20.0	1.9	1		08/11/14 15:24		
Alkalinity, Total as CaCO3	**52.8**	mg/L	20.0	1.9	1		08/11/14 15:24		
Iron, Ferric (Calculation)	Analytical Method: SM 3500-Fe B#4								
Iron, Ferric	**0.26**	mg/L	0.20		1		08/13/14 00:00	7439-89-6	
4500H+ pH, Electrometric	Analytical Method: SM 4500-H+B								
pH at 25 Degrees C	**5.8**	Std. Units	0.10	0.10	1		08/12/14 00:00		1e,H6
4500S2D Sulfide, Total	Analytical Method: SM 4500-S-2 D								
Sulfide, Total	ND	mg/L	0.050	0.0096	1		08/06/14 10:20	18496-25-8	
300.0 IC Anions 28 Days	Analytical Method: EPA 300.0								
Chloride	**1.7**	mg/L	1.0	0.50	1		08/05/14 12:38	16887-00-6	
Sulfate	**52.1**	mg/L	10.0	0.54	10		08/05/14 12:53	14808-79-8	
350.1 Ammonia	Analytical Method: EPA 350.1								
Nitrogen, Ammonia	ND	mg/L	0.10	0.014	1		08/05/14 14:31	7664-41-7	
353.2 Nitrogen, NO2/NO3 unpres	Analytical Method: EPA 353.2								
Nitrogen, Nitrate	**1.8**	mg/L	0.10	0.031	1		08/01/14 08:40		
Nitrogen, Nitrite	ND	mg/L	0.10	0.031	1		08/01/14 08:40		
Nitrogen, NO2 plus NO3	**1.8**	mg/L	0.10	0.013	1		08/01/14 08:40		
Total Carbon Dioxide Calc	Analytical Method: SM 4500-CO2 D								
Carbon Dioxide Calculation	**222**	mg/L			1		08/13/14 00:00		
5310C TOC	Analytical Method: SM 5310C								
Total Organic Carbon	**3.1**	mg/L	1.0	0.50	1		08/13/14 16:03	7440-44-0	
SM4500P-E, Total Phosphorus	Analytical Method: SM 4500-P E Preparation Method: SM4500-P B								
Phosphate as P04	**0.032**	mg/L	0.030	0.015	1	08/08/14 09:09	08/08/14 13:41		

REPORT OF LABORATORY ANALYSIS

This report shall not be reproduced, except in full,
without the written consent of Pace Analytical Services, Inc..

Pace Analytical Services, Inc.
9608 Loiret Blvd.
Lenexa, KS 66219
(913)599-5665

ANALYTICAL RESULTS

Project: FORT SMITH, AR
Pace Project No.: 60174754

Sample: DUP-1-201407 **Lab ID: 60174754028** Collected: 07/30/14 08:35 Received: 07/31/14 09:30 Matrix: Water

Parameters	Results	Units	Report Limit	MDL	DF	Prepared	Analyzed	CAS No.	Qual
8260 MSV	Analytical Method: EPA 5030B/8260								
Acetone	ND	ug/L	10.0	5.0	1		08/05/14 06:11	67-64-1	
Benzene	ND	ug/L	5.0	0.50	1		08/05/14 06:11	71-43-2	
Bromodichloromethane	ND	ug/L	5.0	0.50	1		08/05/14 06:11	75-27-4	
Bromoform	ND	ug/L	5.0	0.50	1		08/05/14 06:11	75-25-2	
Bromomethane	ND	ug/L	7.0	2.5	1		08/05/14 06:11	74-83-9	
2-Butanone (MEK)	ND	ug/L	10.0	5.0	1		08/05/14 06:11	78-93-3	
Carbon disulfide	ND	ug/L	10.0	2.5	1		08/05/14 06:11	75-15-0	
Carbon tetrachloride	ND	ug/L	5.0	0.50	1		08/05/14 06:11	56-23-5	
Chlorobenzene	ND	ug/L	5.0	0.50	1		08/05/14 06:11	108-90-7	
Chloroethane	ND	ug/L	10.0	0.50	1		08/05/14 06:11	75-00-3	
Chloroform	ND	ug/L	5.0	0.50	1		08/05/14 06:11	67-66-3	
Chloromethane	ND	ug/L	10.0	0.50	1		08/05/14 06:11	74-87-3	
Dibromochloromethane	ND	ug/L	5.0	0.50	1		08/05/14 06:11	124-48-1	
1,1-Dichloroethane	ND	ug/L	2.4	0.50	1		08/05/14 06:11	75-34-3	
1,2-Dichloroethane	ND	ug/L	5.0	0.50	1		08/05/14 06:11	107-06-2	
1,1-Dichloroethene	ND	ug/L	5.0	0.50	1		08/05/14 06:11	75-35-4	
cis-1,2-Dichloroethene	ND	ug/L	5.0	0.50	1		08/05/14 06:11	156-59-2	
trans-1,2-Dichloroethene	ND	ug/L	5.0	0.50	1		08/05/14 06:11	156-60-5	
1,2-Dichloropropane	ND	ug/L	5.0	0.50	1		08/05/14 06:11	78-87-5	
cis-1,3-Dichloropropene	ND	ug/L	1.0	0.50	1		08/05/14 06:11	10061-01-5	
trans-1,3-Dichloropropene	ND	ug/L	1.0	0.50	1		08/05/14 06:11	10061-02-6	
Ethylbenzene	ND	ug/L	5.0	0.50	1		08/05/14 06:11	100-41-4	
2-Hexanone	ND	ug/L	10.0	5.0	1		08/05/14 06:11	591-78-6	
Methylene chloride	ND	ug/L	5.0	0.50	1		08/05/14 06:11	75-09-2	
4-Methyl-2-pentanone (MIBK)	ND	ug/L	10.0	2.5	1		08/05/14 06:11	108-10-1	
Styrene	ND	ug/L	5.0	0.50	1		08/05/14 06:11	100-42-5	
1,1,2,2-Tetrachloroethane	ND	ug/L	1.0	0.50	1		08/05/14 06:11	79-34-5	
Tetrachloroethene	ND	ug/L	5.0	0.50	1		08/05/14 06:11	127-18-4	
Toluene	ND	ug/L	5.0	0.50	1		08/05/14 06:11	108-88-3	
1,1,1-Trichloroethane	ND	ug/L	5.0	0.50	1		08/05/14 06:11	71-55-6	
1,1,2-Trichloroethane	ND	ug/L	5.0	0.50	1		08/05/14 06:11	79-00-5	
Trichloroethene	ND	ug/L	5.0	0.50	1		08/05/14 10:27	79-01-6	
Vinyl chloride	ND	ug/L	2.0	0.50	1		08/05/14 06:11	75-01-4	
Xylene (Total)	ND	ug/L	5.0	1.5	1		08/05/14 06:11	1330-20-7	
Surrogates									
4-Bromofluorobenzene (S)	97	%	80-120		1		08/05/14 06:11	460-00-4	
1,2-Dichloroethane-d4 (S)	94	%	80-120		1		08/05/14 06:11	17060-07-0	
Toluene-d8 (S)	99	%	80-120		1		08/05/14 06:11	2037-26-5	
Preservation pH	**1.0**		0.10	0.10	1		08/05/14 06:11		

This report shall not be reproduced, except in full,
without the written consent of Pace Analytical Services, Inc..

Pace Analytical Services, Inc.
9608 Loiret Blvd.
Lenexa, KS 66219
(913)599-5665

ANALYTICAL RESULTS

Project: FORT SMITH, AR
Pace Project No.: 60174754

Sample: MW-28-201407 **Lab ID: 60174754029** Collected: 07/30/14 13:55 Received: 07/31/14 09:30 Matrix: Water

Parameters	Results	Units	Report Limit	MDL	DF	Prepared	Analyzed	CAS No.	Qual
Alcohol by Direct Inject GCFID	Analytical Method: EPA 8015 - Alcohol								
2-Chloroethanol	ND	ug/L	10000	1190	1		08/07/14 12:14	107-07-3	
6010 MET ICP	Analytical Method: EPA 6010 Preparation Method: EPA 3010								
Iron	**440**	ug/L	50.0	24.0	1	08/04/14 16:10	08/07/14 14:10	7439-89-6	
Manganese	**75.0**	ug/L	5.0	2.5	1	08/04/14 16:10	08/07/14 14:10	7439-96-5	
8260 MSV	Analytical Method: EPA 5030B/8260								
Acetone	ND	ug/L	10.0	5.0	1		08/05/14 05:28	67-64-1	
Benzene	ND	ug/L	5.0	0.50	1		08/05/14 05:28	71-43-2	
Bromodichloromethane	ND	ug/L	5.0	0.50	1		08/05/14 05:28	75-27-4	
Bromoform	ND	ug/L	5.0	0.50	1		08/05/14 05:28	75-25-2	
Bromomethane	ND	ug/L	7.0	2.5	1		08/05/14 05:28	74-83-9	
2-Butanone (MEK)	ND	ug/L	10.0	5.0	1		08/05/14 05:28	78-93-3	
Carbon disulfide	ND	ug/L	10.0	2.5	1		08/05/14 05:28	75-15-0	
Carbon tetrachloride	ND	ug/L	5.0	0.50	1		08/05/14 05:28	56-23-5	
Chlorobenzene	ND	ug/L	5.0	0.50	1		08/05/14 05:28	108-90-7	
Chloroethane	ND	ug/L	10.0	0.50	1		08/05/14 05:28	75-00-3	
Chloroform	ND	ug/L	5.0	0.50	1		08/05/14 05:28	67-66-3	
Chloromethane	ND	ug/L	10.0	0.50	1		08/05/14 05:28	74-87-3	
Dibromochloromethane	ND	ug/L	5.0	0.50	1		08/05/14 05:28	124-48-1	
1,1-Dichloroethane	ND	ug/L	2.4	0.50	1		08/05/14 05:28	75-34-3	
1,2-Dichloroethane	ND	ug/L	5.0	0.50	1		08/05/14 05:28	107-06-2	
1,1-Dichloroethene	ND	ug/L	5.0	0.50	1		08/05/14 05:28	75-35-4	
cis-1,2-Dichloroethene	ND	ug/L	5.0	0.50	1		08/05/14 05:28	156-59-2	
trans-1,2-Dichloroethene	ND	ug/L	5.0	0.50	1		08/05/14 05:28	156-60-5	
1,2-Dichloropropane	ND	ug/L	5.0	0.50	1		08/05/14 05:28	78-87-5	
cis-1,3-Dichloropropene	ND	ug/L	1.0	0.50	1		08/05/14 05:28	10061-01-5	
trans-1,3-Dichloropropene	ND	ug/L	1.0	0.50	1		08/05/14 05:28	10061-02-6	
Ethylbenzene	ND	ug/L	5.0	0.50	1		08/05/14 05:28	100-41-4	
2-Hexanone	ND	ug/L	10.0	5.0	1		08/05/14 05:28	591-78-6	
Methylene chloride	ND	ug/L	5.0	0.50	1		08/05/14 05:28	75-09-2	
4-Methyl-2-pentanone (MIBK)	ND	ug/L	10.0	2.5	1		08/05/14 05:28	108-10-1	
Styrene	ND	ug/L	5.0	0.50	1		08/05/14 05:28	100-42-5	
1,1,2,2-Tetrachloroethane	ND	ug/L	1.0	0.50	1		08/05/14 05:28	79-34-5	
Tetrachloroethene	ND	ug/L	5.0	0.50	1		08/05/14 05:28	127-18-4	
Toluene	ND	ug/L	5.0	0.50	1		08/05/14 05:28	108-88-3	
1,1,1-Trichloroethane	ND	ug/L	5.0	0.50	1		08/05/14 05:28	71-55-6	
1,1,2-Trichloroethane	ND	ug/L	5.0	0.50	1		08/05/14 05:28	79-00-5	
Trichloroethene	ND	ug/L	5.0	0.50	1		08/05/14 05:28	79-01-6	
Vinyl chloride	ND	ug/L	2.0	0.50	1		08/05/14 05:28	75-01-4	
Xylene (Total)	ND	ug/L	5.0	1.5	1		08/05/14 05:28	1330-20-7	
Surrogates									
4-Bromofluorobenzene (S)	98	%	80-120		1		08/05/14 05:28	460-00-4	
1,2-Dichloroethane-d4 (S)	98	%	80-120		1		08/05/14 05:28	17060-07-0	
Toluene-d8 (S)	100	%	80-120		1		08/05/14 05:28	2037-26-5	
Preservation pH	**1.0**		0.10	0.10	1		08/05/14 05:28		

REPORT OF LABORATORY ANALYSIS

This report shall not be reproduced, except in full,
without the written consent of Pace Analytical Services, Inc..

Pace Analytical Services, Inc.
9608 Loiret Blvd.
Lenexa, KS 66219
(913)599-5665

ANALYTICAL RESULTS

Project: FORT SMITH, AR
Pace Project No.: 60174754

Sample: MW-28-201407 **Lab ID: 60174754029** Collected: 07/30/14 13:55 Received: 07/31/14 09:30 Matrix: Water

Parameters	Results	Units	Report Limit	MDL	DF	Prepared	Analyzed	CAS No.	Qual
2320B Alkalinity	Analytical Method: SM 2320B								
Alkalinity,Bicarbonate (CaCO3)	**97.1**	mg/L	20.0	1.9	1		08/11/14 15:28		
Alkalinity, Carbonate (CaCO3)	ND	mg/L	20.0	1.9	1		08/11/14 15:28		
Alkalinity, Total as CaCO3	**97.1**	mg/L	20.0	1.9	1		08/11/14 15:28		
Iron, Ferric (Calculation)	Analytical Method: SM 3500-Fe B#4								
Iron, Ferric	**0.27**	mg/L	0.20		1		08/13/14 00:00	7439-89-6	
4500H+ pH, Electrometric	Analytical Method: SM 4500-H+B								
pH at 25 Degrees C	**5.7**	Std. Units	0.10	0.10	1		08/12/14 00:00		1e,H6
4500S2D Sulfide, Total	Analytical Method: SM 4500-S-2 D								
Sulfide, Total	ND	mg/L	0.050	0.0096	1		08/06/14 10:24	18496-25-8	
300.0 IC Anions 28 Days	Analytical Method: EPA 300.0								
Chloride	**23.5**	mg/L	5.0	2.5	5		08/05/14 13:08	16887-00-6	
Sulfate	**40.2**	mg/L	5.0	0.27	5		08/05/14 13:08	14808-79-8	
350.1 Ammonia	Analytical Method: EPA 350.1								
Nitrogen, Ammonia	ND	mg/L	0.10	0.014	1		08/05/14 14:34	7664-41-7	
353.2 Nitrogen, NO2/NO3 unpres	Analytical Method: EPA 353.2								
Nitrogen, Nitrate	**0.054J**	mg/L	0.10	0.031	1		08/01/14 08:41		
Nitrogen, Nitrite	ND	mg/L	0.10	0.031	1		08/01/14 08:41		
Nitrogen, NO2 plus NO3	**0.054J**	mg/L	0.10	0.013	1		08/01/14 08:41		
Total Carbon Dioxide Calc	Analytical Method: SM 4500-CO2 D								
Carbon Dioxide Calculation	**473**	mg/L			1		08/13/14 00:00		
5310C TOC	Analytical Method: SM 5310C								
Total Organic Carbon	**0.73J**	mg/L	1.0	0.50	1		08/13/14 16:42	7440-44-0	M1
SM4500P-E, Total Phosphorus	Analytical Method: SM 4500-P E Preparation Method: SM4500-P B								
Phosphate as P04	**0.35**	mg/L	0.030	0.015	1	08/08/14 09:09	08/08/14 13:42		

This report shall not be reproduced, except in full,
without the written consent of Pace Analytical Services, Inc..

Pace Analytical Services, Inc.
9608 Loiret Blvd.
Lenexa, KS 66219
(913)599-5665

ANALYTICAL RESULTS

Project: FORT SMITH, AR
Pace Project No.: 60174754

Sample: TB6-20140730 **Lab ID: 60174754030** Collected: 07/30/14 08:00 Received: 07/31/14 09:30 Matrix: Water

Parameters	Results	Units	Report Limit	MDL	DF	Prepared	Analyzed	CAS No.	Qual
8260 MSV	Analytical Method: EPA 5030B/8260								
Acetone	ND	ug/L	10.0	5.0	1		08/05/14 02:52	67-64-1	
Benzene	ND	ug/L	5.0	0.50	1		08/05/14 02:52	71-43-2	
Bromodichloromethane	ND	ug/L	5.0	0.50	1		08/05/14 02:52	75-27-4	
Bromoform	ND	ug/L	5.0	0.50	1		08/05/14 02:52	75-25-2	
Bromomethane	ND	ug/L	7.0	2.5	1		08/05/14 02:52	74-83-9	
2-Butanone (MEK)	ND	ug/L	10.0	5.0	1		08/05/14 02:52	78-93-3	
Carbon disulfide	ND	ug/L	10.0	2.5	1		08/05/14 02:52	75-15-0	
Carbon tetrachloride	ND	ug/L	5.0	0.50	1		08/05/14 02:52	56-23-5	
Chlorobenzene	ND	ug/L	5.0	0.50	1		08/05/14 02:52	108-90-7	
Chloroethane	ND	ug/L	10.0	0.50	1		08/05/14 02:52	75-00-3	
Chloroform	ND	ug/L	5.0	0.50	1		08/05/14 02:52	67-66-3	
Chloromethane	ND	ug/L	10.0	0.50	1		08/05/14 02:52	74-87-3	
Dibromochloromethane	ND	ug/L	5.0	0.50	1		08/05/14 02:52	124-48-1	
1,1-Dichloroethane	ND	ug/L	2.4	0.50	1		08/05/14 02:52	75-34-3	
1,2-Dichloroethane	ND	ug/L	5.0	0.50	1		08/05/14 02:52	107-06-2	
1,1-Dichloroethene	ND	ug/L	5.0	0.50	1		08/05/14 02:52	75-35-4	
cis-1,2-Dichloroethene	ND	ug/L	5.0	0.50	1		08/05/14 02:52	156-59-2	
trans-1,2-Dichloroethene	ND	ug/L	5.0	0.50	1		08/05/14 02:52	156-60-5	
1,2-Dichloropropane	ND	ug/L	5.0	0.50	1		08/05/14 02:52	78-87-5	
cis-1,3-Dichloropropene	ND	ug/L	1.0	0.50	1		08/05/14 02:52	10061-01-5	
trans-1,3-Dichloropropene	ND	ug/L	1.0	0.50	1		08/05/14 02:52	10061-02-6	
Ethylbenzene	ND	ug/L	5.0	0.50	1		08/05/14 02:52	100-41-4	
2-Hexanone	ND	ug/L	10.0	5.0	1		08/05/14 02:52	591-78-6	
Methylene chloride	ND	ug/L	5.0	0.50	1		08/05/14 02:52	75-09-2	
4-Methyl-2-pentanone (MIBK)	ND	ug/L	10.0	2.5	1		08/05/14 02:52	108-10-1	
Styrene	ND	ug/L	5.0	0.50	1		08/05/14 02:52	100-42-5	
1,1,2,2-Tetrachloroethane	ND	ug/L	1.0	0.50	1		08/05/14 02:52	79-34-5	
Tetrachloroethene	ND	ug/L	5.0	0.50	1		08/05/14 02:52	127-18-4	
Toluene	ND	ug/L	5.0	0.50	1		08/05/14 02:52	108-88-3	
1,1,1-Trichloroethane	ND	ug/L	5.0	0.50	1		08/05/14 02:52	71-55-6	
1,1,2-Trichloroethane	ND	ug/L	5.0	0.50	1		08/05/14 02:52	79-00-5	
Trichloroethene	ND	ug/L	5.0	0.50	1		08/05/14 02:52	79-01-6	
Vinyl chloride	ND	ug/L	2.0	0.50	1		08/05/14 02:52	75-01-4	
Xylene (Total)	ND	ug/L	5.0	1.5	1		08/05/14 02:52	1330-20-7	
Surrogates									
4-Bromofluorobenzene (S)	99	%	80-120		1		08/05/14 02:52	460-00-4	
1,2-Dichloroethane-d4 (S)	95	%	80-120		1		08/05/14 02:52	17060-07-0	
Toluene-d8 (S)	100	%	80-120		1		08/05/14 02:52	2037-26-5	
Preservation pH	**1.0**		0.10	0.10	1		08/05/14 02:52		

This report shall not be reproduced, except in full,
without the written consent of Pace Analytical Services, Inc..

Pace Analytical Services, Inc.
9608 Loiret Blvd.
Lenexa, KS 66219
(913)599-5665

ANALYTICAL RESULTS

Project: FORT SMITH, AR
Pace Project No.: 60174754

Sample: TB7-20140730 **Lab ID: 60174754031** Collected: 07/30/14 08:00 Received: 07/31/14 09:30 Matrix: Water

Parameters	Results	Units	Report Limit	MDL	DF	Prepared	Analyzed	CAS No.	Qual
8260 MSV	Analytical Method: EPA 5030B/8260								
Acetone	ND	ug/L	10.0	5.0	1		08/05/14 03:06	67-64-1	
Benzene	ND	ug/L	5.0	0.50	1		08/05/14 03:06	71-43-2	
Bromodichloromethane	ND	ug/L	5.0	0.50	1		08/05/14 03:06	75-27-4	
Bromoform	ND	ug/L	5.0	0.50	1		08/05/14 03:06	75-25-2	
Bromomethane	ND	ug/L	7.0	2.5	1		08/05/14 03:06	74-83-9	
2-Butanone (MEK)	ND	ug/L	10.0	5.0	1		08/05/14 03:06	78-93-3	
Carbon disulfide	ND	ug/L	10.0	2.5	1		08/05/14 03:06	75-15-0	
Carbon tetrachloride	ND	ug/L	5.0	0.50	1		08/05/14 03:06	56-23-5	
Chlorobenzene	ND	ug/L	5.0	0.50	1		08/05/14 03:06	108-90-7	
Chloroethane	ND	ug/L	10.0	0.50	1		08/05/14 03:06	75-00-3	
Chloroform	ND	ug/L	5.0	0.50	1		08/05/14 03:06	67-66-3	
Chloromethane	ND	ug/L	10.0	0.50	1		08/05/14 03:06	74-87-3	
Dibromochloromethane	ND	ug/L	5.0	0.50	1		08/05/14 03:06	124-48-1	
1,1-Dichloroethane	ND	ug/L	2.4	0.50	1		08/05/14 03:06	75-34-3	
1,2-Dichloroethane	ND	ug/L	5.0	0.50	1		08/05/14 03:06	107-06-2	
1,1-Dichloroethene	ND	ug/L	5.0	0.50	1		08/05/14 03:06	75-35-4	
cis-1,2-Dichloroethene	ND	ug/L	5.0	0.50	1		08/05/14 03:06	156-59-2	
trans-1,2-Dichloroethene	ND	ug/L	5.0	0.50	1		08/05/14 03:06	156-60-5	
1,2-Dichloropropane	ND	ug/L	5.0	0.50	1		08/05/14 03:06	78-87-5	
cis-1,3-Dichloropropene	ND	ug/L	1.0	0.50	1		08/05/14 03:06	10061-01-5	
trans-1,3-Dichloropropene	ND	ug/L	1.0	0.50	1		08/05/14 03:06	10061-02-6	
Ethylbenzene	ND	ug/L	5.0	0.50	1		08/05/14 03:06	100-41-4	
2-Hexanone	ND	ug/L	10.0	5.0	1		08/05/14 03:06	591-78-6	
Methylene chloride	ND	ug/L	5.0	0.50	1		08/05/14 03:06	75-09-2	
4-Methyl-2-pentanone (MIBK)	ND	ug/L	10.0	2.5	1		08/05/14 03:06	108-10-1	
Styrene	ND	ug/L	5.0	0.50	1		08/05/14 03:06	100-42-5	
1,1,2,2-Tetrachloroethane	ND	ug/L	1.0	0.50	1		08/05/14 03:06	79-34-5	
Tetrachloroethene	ND	ug/L	5.0	0.50	1		08/05/14 03:06	127-18-4	
Toluene	ND	ug/L	5.0	0.50	1		08/05/14 03:06	108-88-3	
1,1,1-Trichloroethane	ND	ug/L	5.0	0.50	1		08/05/14 03:06	71-55-6	
1,1,2-Trichloroethane	ND	ug/L	5.0	0.50	1		08/05/14 03:06	79-00-5	
Trichloroethene	ND	ug/L	5.0	0.50	1		08/05/14 03:06	79-01-6	
Vinyl chloride	ND	ug/L	2.0	0.50	1		08/05/14 03:06	75-01-4	
Xylene (Total)	ND	ug/L	5.0	1.5	1		08/05/14 03:06	1330-20-7	
Surrogates									
4-Bromofluorobenzene (S)	101	%	80-120		1		08/05/14 03:06	460-00-4	
1,2-Dichloroethane-d4 (S)	95	%	80-120		1		08/05/14 03:06	17060-07-0	
Toluene-d8 (S)	96	%	80-120		1		08/05/14 03:06	2037-26-5	
Preservation pH	**1.0**		0.10	0.10	1		08/05/14 03:06		

This report shall not be reproduced, except in full,
without the written consent of Pace Analytical Services, Inc..

Pace Analytical Services, Inc.
9608 Loiret Blvd.
Lenexa, KS 66219
(913)599-5665

ANALYTICAL RESULTS

Project: FORT SMITH, AR
Pace Project No.: 60174754

Sample: TB8-20140730 **Lab ID: 60174754032** Collected: 07/30/14 08:00 Received: 07/31/14 09:30 Matrix: Water

Parameters	Results	Units	Report Limit	MDL	DF	Prepared	Analyzed	CAS No.	Qual
8260 MSV	Analytical Method: EPA 5030B/8260								
Acetone	ND	ug/L	10.0	5.0	1		08/05/14 03:21	67-64-1	
Benzene	ND	ug/L	5.0	0.50	1		08/05/14 03:21	71-43-2	
Bromodichloromethane	ND	ug/L	5.0	0.50	1		08/05/14 03:21	75-27-4	
Bromoform	ND	ug/L	5.0	0.50	1		08/05/14 03:21	75-25-2	
Bromomethane	ND	ug/L	7.0	2.5	1		08/05/14 03:21	74-83-9	
2-Butanone (MEK)	ND	ug/L	10.0	5.0	1		08/05/14 03:21	78-93-3	
Carbon disulfide	ND	ug/L	10.0	2.5	1		08/05/14 03:21	75-15-0	
Carbon tetrachloride	ND	ug/L	5.0	0.50	1		08/05/14 03:21	56-23-5	
Chlorobenzene	ND	ug/L	5.0	0.50	1		08/05/14 03:21	108-90-7	
Chloroethane	ND	ug/L	10.0	0.50	1		08/05/14 03:21	75-00-3	
Chloroform	ND	ug/L	5.0	0.50	1		08/05/14 03:21	67-66-3	
Chloromethane	ND	ug/L	10.0	0.50	1		08/05/14 03:21	74-87-3	
Dibromochloromethane	ND	ug/L	5.0	0.50	1		08/05/14 03:21	124-48-1	
1,1-Dichloroethane	ND	ug/L	2.4	0.50	1		08/05/14 03:21	75-34-3	
1,2-Dichloroethane	ND	ug/L	5.0	0.50	1		08/05/14 03:21	107-06-2	
1,1-Dichloroethene	ND	ug/L	5.0	0.50	1		08/05/14 03:21	75-35-4	
cis-1,2-Dichloroethene	ND	ug/L	5.0	0.50	1		08/05/14 03:21	156-59-2	
trans-1,2-Dichloroethene	ND	ug/L	5.0	0.50	1		08/05/14 03:21	156-60-5	
1,2-Dichloropropane	ND	ug/L	5.0	0.50	1		08/05/14 03:21	78-87-5	
cis-1,3-Dichloropropene	ND	ug/L	1.0	0.50	1		08/05/14 03:21	10061-01-5	
trans-1,3-Dichloropropene	ND	ug/L	1.0	0.50	1		08/05/14 03:21	10061-02-6	
Ethylbenzene	ND	ug/L	5.0	0.50	1		08/05/14 03:21	100-41-4	
2-Hexanone	ND	ug/L	10.0	5.0	1		08/05/14 03:21	591-78-6	
Methylene chloride	ND	ug/L	5.0	0.50	1		08/05/14 03:21	75-09-2	
4-Methyl-2-pentanone (MIBK)	ND	ug/L	10.0	2.5	1		08/05/14 03:21	108-10-1	
Styrene	ND	ug/L	5.0	0.50	1		08/05/14 03:21	100-42-5	
1,1,2,2-Tetrachloroethane	ND	ug/L	1.0	0.50	1		08/05/14 03:21	79-34-5	
Tetrachloroethene	ND	ug/L	5.0	0.50	1		08/05/14 03:21	127-18-4	
Toluene	ND	ug/L	5.0	0.50	1		08/05/14 03:21	108-88-3	
1,1,1-Trichloroethane	ND	ug/L	5.0	0.50	1		08/05/14 03:21	71-55-6	
1,1,2-Trichloroethane	ND	ug/L	5.0	0.50	1		08/05/14 03:21	79-00-5	
Trichloroethene	ND	ug/L	5.0	0.50	1		08/05/14 03:21	79-01-6	
Vinyl chloride	ND	ug/L	2.0	0.50	1		08/05/14 03:21	75-01-4	
Xylene (Total)	ND	ug/L	5.0	1.5	1		08/05/14 03:21	1330-20-7	
Surrogates									
4-Bromofluorobenzene (S)	103	%	80-120		1		08/05/14 03:21	460-00-4	
1,2-Dichloroethane-d4 (S)	95	%	80-120		1		08/05/14 03:21	17060-07-0	
Toluene-d8 (S)	101	%	80-120		1		08/05/14 03:21	2037-26-5	
Preservation pH	**1.0**		0.10	0.10	1		08/05/14 03:21		

This report shall not be reproduced, except in full,
without the written consent of Pace Analytical Services, Inc..

Pace Analytical Services, Inc.
9608 Loiret Blvd.
Lenexa, KS 66219
(913)599-5665

ANALYTICAL RESULTS

Project: FORT SMITH, AR
Pace Project No.: 60174754

Sample: TB4-20140730 **Lab ID: 60174754033** Collected: 07/30/14 08:00 Received: 07/31/14 09:30 Matrix: Water

Parameters	Results	Units	Report Limit	MDL	DF	Prepared	Analyzed	CAS No.	Qual
8260 MSV	Analytical Method: EPA 5030B/8260								
Acetone	ND	ug/L	10.0	5.0	1		08/05/14 09:58	67-64-1	
Benzene	ND	ug/L	5.0	0.50	1		08/05/14 09:58	71-43-2	
Bromodichloromethane	ND	ug/L	5.0	0.50	1		08/05/14 09:58	75-27-4	
Bromoform	ND	ug/L	5.0	0.50	1		08/05/14 09:58	75-25-2	
Bromomethane	ND	ug/L	7.0	2.5	1		08/05/14 09:58	74-83-9	
2-Butanone (MEK)	ND	ug/L	10.0	5.0	1		08/05/14 09:58	78-93-3	
Carbon disulfide	ND	ug/L	10.0	2.5	1		08/05/14 09:58	75-15-0	
Carbon tetrachloride	ND	ug/L	5.0	0.50	1		08/05/14 09:58	56-23-5	
Chlorobenzene	ND	ug/L	5.0	0.50	1		08/05/14 09:58	108-90-7	
Chloroethane	ND	ug/L	10.0	0.50	1		08/05/14 09:58	75-00-3	
Chloroform	ND	ug/L	5.0	0.50	1		08/05/14 09:58	67-66-3	
Chloromethane	ND	ug/L	10.0	0.50	1		08/05/14 09:58	74-87-3	
Dibromochloromethane	ND	ug/L	5.0	0.50	1		08/05/14 09:58	124-48-1	
1,1-Dichloroethane	ND	ug/L	2.4	0.50	1		08/05/14 09:58	75-34-3	
1,2-Dichloroethane	ND	ug/L	5.0	0.50	1		08/05/14 09:58	107-06-2	
1,1-Dichloroethene	ND	ug/L	5.0	0.50	1		08/05/14 09:58	75-35-4	
cis-1,2-Dichloroethene	ND	ug/L	5.0	0.50	1		08/05/14 09:58	156-59-2	
trans-1,2-Dichloroethene	ND	ug/L	5.0	0.50	1		08/05/14 09:58	156-60-5	
1,2-Dichloropropane	ND	ug/L	5.0	0.50	1		08/05/14 09:58	78-87-5	
cis-1,3-Dichloropropene	ND	ug/L	1.0	0.50	1		08/05/14 09:58	10061-01-5	
trans-1,3-Dichloropropene	ND	ug/L	1.0	0.50	1		08/05/14 09:58	10061-02-6	
Ethylbenzene	ND	ug/L	5.0	0.50	1		08/05/14 09:58	100-41-4	
2-Hexanone	ND	ug/L	10.0	5.0	1		08/05/14 09:58	591-78-6	
Methylene chloride	ND	ug/L	5.0	0.50	1		08/05/14 09:58	75-09-2	
4-Methyl-2-pentanone (MIBK)	ND	ug/L	10.0	2.5	1		08/05/14 09:58	108-10-1	
Styrene	ND	ug/L	5.0	0.50	1		08/05/14 09:58	100-42-5	
1,1,2,2-Tetrachloroethane	ND	ug/L	1.0	0.50	1		08/05/14 09:58	79-34-5	
Tetrachloroethene	ND	ug/L	5.0	0.50	1		08/05/14 09:58	127-18-4	
Toluene	ND	ug/L	5.0	0.50	1		08/05/14 09:58	108-88-3	
1,1,1-Trichloroethane	ND	ug/L	5.0	0.50	1		08/05/14 09:58	71-55-6	
1,1,2-Trichloroethane	ND	ug/L	5.0	0.50	1		08/05/14 09:58	79-00-5	
Trichloroethene	ND	ug/L	5.0	0.50	1		08/05/14 09:58	79-01-6	
Vinyl chloride	ND	ug/L	2.0	0.50	1		08/05/14 09:58	75-01-4	
Xylene (Total)	ND	ug/L	5.0	1.5	1		08/05/14 09:58	1330-20-7	
Surrogates									
4-Bromofluorobenzene (S)	106	%	80-120		1		08/05/14 09:58	460-00-4	
1,2-Dichloroethane-d4 (S)	101	%	80-120		1		08/05/14 09:58	17060-07-0	
Toluene-d8 (S)	103	%	80-120		1		08/05/14 09:58	2037-26-5	
Preservation pH	**1.0**		0.10	0.10	1		08/05/14 09:58		

This report shall not be reproduced, except in full,
without the written consent of Pace Analytical Services, Inc..

Pace Analytical Services, Inc.
9608 Loiret Blvd.
Lenexa, KS 66219
(913)599-5665

ANALYTICAL RESULTS

Project: FORT SMITH, AR
Pace Project No.: 60174754

Sample: TB5-20140730 **Lab ID: 60174754034** Collected: 07/30/14 08:00 Received: 07/31/14 09:30 Matrix: Water

Parameters	Results	Units	Report Limit	MDL	DF	Prepared	Analyzed	CAS No.	Qual
8260 MSV	Analytical Method: EPA 5030B/8260								
Acetone	ND	ug/L	10.0	5.0	1		08/06/14 03:58	67-64-1	
Benzene	ND	ug/L	5.0	0.50	1		08/06/14 03:58	71-43-2	
Bromodichloromethane	ND	ug/L	5.0	0.50	1		08/06/14 03:58	75-27-4	
Bromoform	ND	ug/L	5.0	0.50	1		08/06/14 03:58	75-25-2	
Bromomethane	ND	ug/L	7.0	2.5	1		08/06/14 03:58	74-83-9	
2-Butanone (MEK)	ND	ug/L	10.0	5.0	1		08/06/14 03:58	78-93-3	
Carbon disulfide	ND	ug/L	10.0	2.5	1		08/06/14 03:58	75-15-0	
Carbon tetrachloride	ND	ug/L	5.0	0.50	1		08/06/14 03:58	56-23-5	
Chlorobenzene	ND	ug/L	5.0	0.50	1		08/06/14 03:58	108-90-7	
Chloroethane	ND	ug/L	10.0	0.50	1		08/06/14 03:58	75-00-3	
Chloroform	ND	ug/L	5.0	0.50	1		08/06/14 03:58	67-66-3	
Chloromethane	ND	ug/L	10.0	0.50	1		08/06/14 03:58	74-87-3	
Dibromochloromethane	ND	ug/L	5.0	0.50	1		08/06/14 03:58	124-48-1	
1,1-Dichloroethane	ND	ug/L	2.4	0.50	1		08/06/14 03:58	75-34-3	
1,2-Dichloroethane	ND	ug/L	5.0	0.50	1		08/06/14 03:58	107-06-2	
1,1-Dichloroethene	ND	ug/L	5.0	0.50	1		08/06/14 03:58	75-35-4	
cis-1,2-Dichloroethene	ND	ug/L	5.0	0.50	1		08/06/14 03:58	156-59-2	
trans-1,2-Dichloroethene	ND	ug/L	5.0	0.50	1		08/06/14 03:58	156-60-5	
1,2-Dichloropropane	ND	ug/L	5.0	0.50	1		08/06/14 03:58	78-87-5	
cis-1,3-Dichloropropene	ND	ug/L	1.0	0.50	1		08/06/14 03:58	10061-01-5	
trans-1,3-Dichloropropene	ND	ug/L	1.0	0.50	1		08/06/14 03:58	10061-02-6	
Ethylbenzene	ND	ug/L	5.0	0.50	1		08/06/14 03:58	100-41-4	
2-Hexanone	ND	ug/L	10.0	5.0	1		08/06/14 03:58	591-78-6	
Methylene chloride	ND	ug/L	5.0	0.50	1		08/06/14 03:58	75-09-2	
4-Methyl-2-pentanone (MIBK)	ND	ug/L	10.0	2.5	1		08/06/14 03:58	108-10-1	
Styrene	ND	ug/L	5.0	0.50	1		08/06/14 03:58	100-42-5	
1,1,2,2-Tetrachloroethane	ND	ug/L	1.0	0.50	1		08/06/14 03:58	79-34-5	
Tetrachloroethene	ND	ug/L	5.0	0.50	1		08/06/14 03:58	127-18-4	
Toluene	ND	ug/L	5.0	0.50	1		08/06/14 03:58	108-88-3	
1,1,1-Trichloroethane	ND	ug/L	5.0	0.50	1		08/06/14 03:58	71-55-6	
1,1,2-Trichloroethane	ND	ug/L	5.0	0.50	1		08/06/14 03:58	79-00-5	
Trichloroethene	ND	ug/L	5.0	0.50	1		08/06/14 03:58	79-01-6	
Vinyl chloride	ND	ug/L	2.0	0.50	1		08/06/14 03:58	75-01-4	
Xylene (Total)	ND	ug/L	5.0	1.5	1		08/06/14 03:58	1330-20-7	
Surrogates									
4-Bromofluorobenzene (S)	99	%	80-120		1		08/06/14 03:58	460-00-4	
1,2-Dichloroethane-d4 (S)	89	%	80-120		1		08/06/14 03:58	17060-07-0	
Toluene-d8 (S)	96	%	80-120		1		08/06/14 03:58	2037-26-5	
Preservation pH	**1.0**		0.10	0.10	1		08/06/14 03:58		

This report shall not be reproduced, except in full,
without the written consent of Pace Analytical Services, Inc..

Pace Analytical Services, Inc.
9608 Loiret Blvd.
Lenexa, KS 66219
(913)599-5665

ANALYTICAL RESULTS

Project: FORT SMITH, AR
Pace Project No.: 60174754

Sample: TB9-20140730 **Lab ID: 60174754035** Collected: 07/30/14 08:00 Received: 07/31/14 09:30 Matrix: Water

Parameters	Results	Units	Report Limit	MDL	DF	Prepared	Analyzed	CAS No.	Qual
8260 MSV	Analytical Method: EPA 5030B/8260								
Acetone	ND	ug/L	10.0	5.0	1		08/06/14 04:12	67-64-1	
Benzene	ND	ug/L	5.0	0.50	1		08/06/14 04:12	71-43-2	
Bromodichloromethane	ND	ug/L	5.0	0.50	1		08/06/14 04:12	75-27-4	
Bromoform	ND	ug/L	5.0	0.50	1		08/06/14 04:12	75-25-2	
Bromomethane	ND	ug/L	7.0	2.5	1		08/06/14 04:12	74-83-9	
2-Butanone (MEK)	ND	ug/L	10.0	5.0	1		08/06/14 04:12	78-93-3	
Carbon disulfide	ND	ug/L	10.0	2.5	1		08/06/14 04:12	75-15-0	
Carbon tetrachloride	ND	ug/L	5.0	0.50	1		08/06/14 04:12	56-23-5	
Chlorobenzene	ND	ug/L	5.0	0.50	1		08/06/14 04:12	108-90-7	
Chloroethane	ND	ug/L	10.0	0.50	1		08/06/14 04:12	75-00-3	
Chloroform	ND	ug/L	5.0	0.50	1		08/06/14 04:12	67-66-3	
Chloromethane	ND	ug/L	10.0	0.50	1		08/06/14 04:12	74-87-3	
Dibromochloromethane	ND	ug/L	5.0	0.50	1		08/06/14 04:12	124-48-1	
1,1-Dichloroethane	ND	ug/L	2.4	0.50	1		08/06/14 04:12	75-34-3	
1,2-Dichloroethane	ND	ug/L	5.0	0.50	1		08/06/14 04:12	107-06-2	
1,1-Dichloroethene	ND	ug/L	5.0	0.50	1		08/06/14 04:12	75-35-4	
cis-1,2-Dichloroethene	ND	ug/L	5.0	0.50	1		08/06/14 04:12	156-59-2	
trans-1,2-Dichloroethene	ND	ug/L	5.0	0.50	1		08/06/14 04:12	156-60-5	
1,2-Dichloropropane	ND	ug/L	5.0	0.50	1		08/06/14 04:12	78-87-5	
cis-1,3-Dichloropropene	ND	ug/L	1.0	0.50	1		08/06/14 04:12	10061-01-5	
trans-1,3-Dichloropropene	ND	ug/L	1.0	0.50	1		08/06/14 04:12	10061-02-6	
Ethylbenzene	ND	ug/L	5.0	0.50	1		08/06/14 04:12	100-41-4	
2-Hexanone	ND	ug/L	10.0	5.0	1		08/06/14 04:12	591-78-6	
Methylene chloride	ND	ug/L	5.0	0.50	1		08/06/14 04:12	75-09-2	
4-Methyl-2-pentanone (MIBK)	ND	ug/L	10.0	2.5	1		08/06/14 04:12	108-10-1	
Styrene	ND	ug/L	5.0	0.50	1		08/06/14 04:12	100-42-5	
1,1,2,2-Tetrachloroethane	ND	ug/L	1.0	0.50	1		08/06/14 04:12	79-34-5	
Tetrachloroethene	ND	ug/L	5.0	0.50	1		08/06/14 04:12	127-18-4	
Toluene	ND	ug/L	5.0	0.50	1		08/06/14 04:12	108-88-3	
1,1,1-Trichloroethane	ND	ug/L	5.0	0.50	1		08/06/14 04:12	71-55-6	
1,1,2-Trichloroethane	ND	ug/L	5.0	0.50	1		08/06/14 04:12	79-00-5	
Trichloroethene	ND	ug/L	5.0	0.50	1		08/06/14 04:12	79-01-6	
Vinyl chloride	ND	ug/L	2.0	0.50	1		08/06/14 04:12	75-01-4	
Xylene (Total)	ND	ug/L	5.0	1.5	1		08/06/14 04:12	1330-20-7	
Surrogates									
4-Bromofluorobenzene (S)	95	%	80-120		1		08/06/14 04:12	460-00-4	
1,2-Dichloroethane-d4 (S)	96	%	80-120		1		08/06/14 04:12	17060-07-0	
Toluene-d8 (S)	100	%	80-120		1		08/06/14 04:12	2037-26-5	
Preservation pH	**1.0**		0.10	0.10	1		08/06/14 04:12		

This report shall not be reproduced, except in full,
without the written consent of Pace Analytical Services, Inc..

Pace Analytical Services, Inc.
9608 Loiret Blvd.
Lenexa, KS 66219
(913)599-5665

ANALYTICAL RESULTS

Project: FORT SMITH, AR
Pace Project No.: 60174754

Sample: ITMW-4-201407 **Lab ID: 60174754036** Collected: 07/30/14 17:15 Received: 07/31/14 09:30 Matrix: Water

Parameters	Results	Units	Report Limit	MDL	DF	Prepared	Analyzed	CAS No.	Qual
Alcohol by Direct Inject GCFID	Analytical Method: EPA 8015 - Alcohol								
2-Chloroethanol	ND	ug/L	10000	1190	1		08/07/14 12:25	107-07-3	
6010 MET ICP	Analytical Method: EPA 6010 Preparation Method: EPA 3010								
Iron	**6380**	ug/L	50.0	24.0	1	08/04/14 16:10	08/07/14 14:12	7439-89-6	
Manganese	**3450**	ug/L	5.0	2.5	1	08/04/14 16:10	08/07/14 14:12	7439-96-5	
8260 MSV	Analytical Method: EPA 5030B/8260								
Acetone	ND	ug/L	10.0	5.0	1		08/06/14 07:03	67-64-1	
Benzene	ND	ug/L	5.0	0.50	1		08/06/14 07:03	71-43-2	
Bromodichloromethane	ND	ug/L	5.0	0.50	1		08/06/14 07:03	75-27-4	
Bromoform	ND	ug/L	5.0	0.50	1		08/06/14 07:03	75-25-2	
Bromomethane	ND	ug/L	7.0	2.5	1		08/06/14 07:03	74-83-9	
2-Butanone (MEK)	ND	ug/L	10.0	5.0	1		08/06/14 07:03	78-93-3	
Carbon disulfide	ND	ug/L	10.0	2.5	1		08/06/14 07:03	75-15-0	
Carbon tetrachloride	ND	ug/L	5.0	0.50	1		08/06/14 07:03	56-23-5	
Chlorobenzene	**1.1J**	ug/L	5.0	0.50	1		08/06/14 07:03	108-90-7	
Chloroethane	ND	ug/L	10.0	0.50	1		08/06/14 07:03	75-00-3	
Chloroform	ND	ug/L	5.0	0.50	1		08/06/14 07:03	67-66-3	
Chloromethane	ND	ug/L	10.0	0.50	1		08/06/14 07:03	74-87-3	
Dibromochloromethane	ND	ug/L	5.0	0.50	1		08/06/14 07:03	124-48-1	
1,1-Dichloroethane	ND	ug/L	2.4	0.50	1		08/06/14 07:03	75-34-3	
1,2-Dichloroethane	ND	ug/L	5.0	0.50	1		08/06/14 07:03	107-06-2	
1,1-Dichloroethene	ND	ug/L	5.0	0.50	1		08/06/14 07:03	75-35-4	
cis-1,2-Dichloroethene	**4.6J**	ug/L	5.0	0.50	1		08/06/14 07:03	156-59-2	
trans-1,2-Dichloroethene	ND	ug/L	5.0	0.50	1		08/06/14 07:03	156-60-5	
1,2-Dichloropropane	ND	ug/L	5.0	0.50	1		08/06/14 07:03	78-87-5	
cis-1,3-Dichloropropene	ND	ug/L	1.0	0.50	1		08/06/14 07:03	10061-01-5	
trans-1,3-Dichloropropene	ND	ug/L	1.0	0.50	1		08/06/14 07:03	10061-02-6	
Ethylbenzene	ND	ug/L	5.0	0.50	1		08/06/14 07:03	100-41-4	
2-Hexanone	ND	ug/L	10.0	5.0	1		08/06/14 07:03	591-78-6	
Methylene chloride	**2.1J**	ug/L	5.0	0.50	1		08/06/14 07:03	75-09-2	
4-Methyl-2-pentanone (MIBK)	ND	ug/L	10.0	2.5	1		08/06/14 07:03	108-10-1	
Styrene	ND	ug/L	5.0	0.50	1		08/06/14 07:03	100-42-5	
1,1,2,2-Tetrachloroethane	ND	ug/L	1.0	0.50	1		08/06/14 07:03	79-34-5	
Tetrachloroethene	ND	ug/L	5.0	0.50	1		08/06/14 07:03	127-18-4	
Toluene	ND	ug/L	5.0	0.50	1		08/06/14 07:03	108-88-3	
1,1,1-Trichloroethane	ND	ug/L	5.0	0.50	1		08/06/14 07:03	71-55-6	
1,1,2-Trichloroethane	ND	ug/L	5.0	0.50	1		08/06/14 07:03	79-00-5	
Trichloroethene	**2.8J**	ug/L	5.0	0.50	1		08/06/14 07:03	79-01-6	
Vinyl chloride	ND	ug/L	2.0	0.50	1		08/06/14 07:03	75-01-4	
Xylene (Total)	ND	ug/L	5.0	1.5	1		08/06/14 07:03	1330-20-7	
Surrogates									
4-Bromofluorobenzene (S)	97	%	80-120		1		08/06/14 07:03	460-00-4	
1,2-Dichloroethane-d4 (S)	92	%	80-120		1		08/06/14 07:03	17060-07-0	
Toluene-d8 (S)	97	%	80-120		1		08/06/14 07:03	2037-26-5	
Preservation pH	**1.0**		0.10	0.10	1		08/06/14 07:03		

This report shall not be reproduced, except in full,
without the written consent of Pace Analytical Services, Inc..

Pace Analytical Services, Inc.
9608 Loiret Blvd.
Lenexa, KS 66219
(913)599-5665

ANALYTICAL RESULTS

Project: FORT SMITH, AR
Pace Project No.: 60174754

Sample: ITMW-4-201407 **Lab ID: 60174754036** Collected: 07/30/14 17:15 Received: 07/31/14 09:30 Matrix: Water

Parameters	Results	Units	Report Limit	MDL	DF	Prepared	Analyzed	CAS No.	Qual
2320B Alkalinity	Analytical Method: SM 2320B								
Alkalinity,Bicarbonate (CaCO3)	**91.4**	mg/L	20.0	1.9	1		08/11/14 15:37		
Alkalinity, Carbonate (CaCO3)	ND	mg/L	20.0	1.9	1		08/11/14 15:37		
Alkalinity, Total as CaCO3	**91.4**	mg/L	20.0	1.9	1		08/11/14 15:37		
Iron, Ferric (Calculation)	Analytical Method: SM 3500-Fe B#4								
Iron, Ferric	**4.2**	mg/L	0.20		1		08/13/14 00:00	7439-89-6	
4500H+ pH, Electrometric	Analytical Method: SM 4500-H+B								
pH at 25 Degrees C	**6.2**	Std. Units	0.10	0.10	1		08/12/14 00:00		1e,H6
4500S2D Sulfide, Total	Analytical Method: SM 4500-S-2 D								
Sulfide, Total	ND	mg/L	0.050	0.0096	1		08/06/14 10:27	18496-25-8	
300.0 IC Anions 28 Days	Analytical Method: EPA 300.0								
Chloride	**9.2**	mg/L	1.0	0.50	1		08/05/14 13:52	16887-00-6	
Sulfate	**18.0**	mg/L	2.0	0.11	2		08/05/14 14:06	14808-79-8	
350.1 Ammonia	Analytical Method: EPA 350.1								
Nitrogen, Ammonia	**0.28**	mg/L	0.10	0.014	1		08/05/14 14:35	7664-41-7	
353.2 Nitrogen, NO2/NO3 unpres	Analytical Method: EPA 353.2								
Nitrogen, Nitrate	ND	mg/L	0.10	0.031	1		08/01/14 08:42		
Nitrogen, Nitrite	ND	mg/L	0.10	0.031	1		08/01/14 08:42		
Nitrogen, NO2 plus NO3	ND	mg/L	0.10	0.013	1		08/01/14 08:42		
Total Carbon Dioxide Calc	Analytical Method: SM 4500-CO2 D								
Carbon Dioxide Calculation	**193**	mg/L			1		08/13/14 00:00		
5310C TOC	Analytical Method: SM 5310C								
Total Organic Carbon	**9.9**	mg/L	1.0	0.50	1		08/13/14 17:21	7440-44-0	
SM4500P-E, Total Phosphorus	Analytical Method: SM 4500-P E Preparation Method: SM4500-P B								
Phosphate as P04	**0.35**	mg/L	0.030	0.015	1	08/08/14 09:09	08/08/14 13:42		

REPORT OF LABORATORY ANALYSIS

This report shall not be reproduced, except in full,
without the written consent of Pace Analytical Services, Inc..

Pace Analytical Services, Inc.
9608 Loiret Blvd.
Lenexa, KS 66219
(913)599-5665

ANALYTICAL RESULTS

Project: FORT SMITH, AR
Pace Project No.: 60174754

Sample: EB-1-201407 **Lab ID: 60174754037** Collected: 07/30/14 17:20 Received: 07/31/14 09:30 Matrix: Water

Parameters	Results	Units	Report Limit	MDL	DF	Prepared	Analyzed	CAS No.	Qual
8260 MSV	Analytical Method: EPA 5030B/8260								
Acetone	**13.0**	ug/L	10.0	5.0	1		08/06/14 06:06	67-64-1	
Benzene	ND	ug/L	5.0	0.50	1		08/06/14 06:06	71-43-2	
Bromodichloromethane	ND	ug/L	5.0	0.50	1		08/06/14 06:06	75-27-4	
Bromoform	ND	ug/L	5.0	0.50	1		08/06/14 06:06	75-25-2	
Bromomethane	ND	ug/L	7.0	2.5	1		08/06/14 06:06	74-83-9	
2-Butanone (MEK)	ND	ug/L	10.0	5.0	1		08/06/14 06:06	78-93-3	
Carbon disulfide	ND	ug/L	10.0	2.5	1		08/06/14 06:06	75-15-0	
Carbon tetrachloride	ND	ug/L	5.0	0.50	1		08/06/14 06:06	56-23-5	
Chlorobenzene	ND	ug/L	5.0	0.50	1		08/06/14 06:06	108-90-7	
Chloroethane	ND	ug/L	10.0	0.50	1		08/06/14 06:06	75-00-3	
Chloroform	ND	ug/L	5.0	0.50	1		08/06/14 06:06	67-66-3	
Chloromethane	ND	ug/L	10.0	0.50	1		08/06/14 06:06	74-87-3	
Dibromochloromethane	ND	ug/L	5.0	0.50	1		08/06/14 06:06	124-48-1	
1,1-Dichloroethane	ND	ug/L	2.4	0.50	1		08/06/14 06:06	75-34-3	
1,2-Dichloroethane	ND	ug/L	5.0	0.50	1		08/06/14 06:06	107-06-2	
1,1-Dichloroethene	ND	ug/L	5.0	0.50	1		08/06/14 06:06	75-35-4	
cis-1,2-Dichloroethene	ND	ug/L	5.0	0.50	1		08/06/14 06:06	156-59-2	
trans-1,2-Dichloroethene	ND	ug/L	5.0	0.50	1		08/06/14 06:06	156-60-5	
1,2-Dichloropropane	ND	ug/L	5.0	0.50	1		08/06/14 06:06	78-87-5	
cis-1,3-Dichloropropene	ND	ug/L	1.0	0.50	1		08/06/14 06:06	10061-01-5	
trans-1,3-Dichloropropene	ND	ug/L	1.0	0.50	1		08/06/14 06:06	10061-02-6	
Ethylbenzene	ND	ug/L	5.0	0.50	1		08/06/14 06:06	100-41-4	
2-Hexanone	ND	ug/L	10.0	5.0	1		08/06/14 06:06	591-78-6	
Methylene chloride	ND	ug/L	5.0	0.50	1		08/06/14 06:06	75-09-2	
4-Methyl-2-pentanone (MIBK)	ND	ug/L	10.0	2.5	1		08/06/14 06:06	108-10-1	
Styrene	ND	ug/L	5.0	0.50	1		08/06/14 06:06	100-42-5	
1,1,2,2-Tetrachloroethane	ND	ug/L	1.0	0.50	1		08/06/14 06:06	79-34-5	
Tetrachloroethene	ND	ug/L	5.0	0.50	1		08/06/14 06:06	127-18-4	
Toluene	ND	ug/L	5.0	0.50	1		08/06/14 06:06	108-88-3	
1,1,1-Trichloroethane	ND	ug/L	5.0	0.50	1		08/06/14 06:06	71-55-6	
1,1,2-Trichloroethane	ND	ug/L	5.0	0.50	1		08/06/14 06:06	79-00-5	
Trichloroethene	ND	ug/L	5.0	0.50	1		08/06/14 06:06	79-01-6	
Vinyl chloride	ND	ug/L	2.0	0.50	1		08/06/14 06:06	75-01-4	
Xylene (Total)	ND	ug/L	5.0	1.5	1		08/06/14 06:06	1330-20-7	
Surrogates									
4-Bromofluorobenzene (S)	95	%	80-120		1		08/06/14 06:06	460-00-4	
1,2-Dichloroethane-d4 (S)	97	%	80-120		1		08/06/14 06:06	17060-07-0	
Toluene-d8 (S)	98	%	80-120		1		08/06/14 06:06	2037-26-5	
Preservation pH	**1.0**		0.10	0.10	1		08/06/14 06:06		

This report shall not be reproduced, except in full,
without the written consent of Pace Analytical Services, Inc..

Pace Analytical Services, Inc.
9608 Loiret Blvd.
Lenexa, KS 66219
(913)599-5665

ANALYTICAL RESULTS

Project: FORT SMITH, AR
Pace Project No.: 60174754

Sample: EB-3-201407 **Lab ID: 60174754038** Collected: 07/30/14 17:35 Received: 07/31/14 09:30 Matrix: Water

Parameters	Results	Units	Report Limit	MDL	DF	Prepared	Analyzed	CAS No.	Qual
8260 MSV	Analytical Method: EPA 5030B/8260								
Acetone	**12.1**	ug/L	10.0	5.0	1		08/06/14 06:20	67-64-1	
Benzene	ND	ug/L	5.0	0.50	1		08/06/14 06:20	71-43-2	
Bromodichloromethane	ND	ug/L	5.0	0.50	1		08/06/14 06:20	75-27-4	
Bromoform	ND	ug/L	5.0	0.50	1		08/06/14 06:20	75-25-2	
Bromomethane	ND	ug/L	7.0	2.5	1		08/06/14 06:20	74-83-9	
2-Butanone (MEK)	ND	ug/L	10.0	5.0	1		08/06/14 06:20	78-93-3	
Carbon disulfide	ND	ug/L	10.0	2.5	1		08/06/14 06:20	75-15-0	
Carbon tetrachloride	ND	ug/L	5.0	0.50	1		08/06/14 06:20	56-23-5	
Chlorobenzene	ND	ug/L	5.0	0.50	1		08/06/14 06:20	108-90-7	
Chloroethane	ND	ug/L	10.0	0.50	1		08/06/14 06:20	75-00-3	
Chloroform	ND	ug/L	5.0	0.50	1		08/06/14 06:20	67-66-3	
Chloromethane	ND	ug/L	10.0	0.50	1		08/06/14 06:20	74-87-3	
Dibromochloromethane	ND	ug/L	5.0	0.50	1		08/06/14 06:20	124-48-1	
1,1-Dichloroethane	ND	ug/L	2.4	0.50	1		08/06/14 06:20	75-34-3	
1,2-Dichloroethane	ND	ug/L	5.0	0.50	1		08/06/14 06:20	107-06-2	
1,1-Dichloroethene	ND	ug/L	5.0	0.50	1		08/06/14 06:20	75-35-4	
cis-1,2-Dichloroethene	ND	ug/L	5.0	0.50	1		08/06/14 06:20	156-59-2	
trans-1,2-Dichloroethene	ND	ug/L	5.0	0.50	1		08/06/14 06:20	156-60-5	
1,2-Dichloropropane	ND	ug/L	5.0	0.50	1		08/06/14 06:20	78-87-5	
cis-1,3-Dichloropropene	ND	ug/L	1.0	0.50	1		08/06/14 06:20	10061-01-5	
trans-1,3-Dichloropropene	ND	ug/L	1.0	0.50	1		08/06/14 06:20	10061-02-6	
Ethylbenzene	ND	ug/L	5.0	0.50	1		08/06/14 06:20	100-41-4	
2-Hexanone	ND	ug/L	10.0	5.0	1		08/06/14 06:20	591-78-6	
Methylene chloride	ND	ug/L	5.0	0.50	1		08/06/14 06:20	75-09-2	
4-Methyl-2-pentanone (MIBK)	ND	ug/L	10.0	2.5	1		08/06/14 06:20	108-10-1	
Styrene	ND	ug/L	5.0	0.50	1		08/06/14 06:20	100-42-5	
1,1,2,2-Tetrachloroethane	ND	ug/L	1.0	0.50	1		08/06/14 06:20	79-34-5	
Tetrachloroethene	ND	ug/L	5.0	0.50	1		08/06/14 06:20	127-18-4	
Toluene	ND	ug/L	5.0	0.50	1		08/06/14 06:20	108-88-3	
1,1,1-Trichloroethane	ND	ug/L	5.0	0.50	1		08/06/14 06:20	71-55-6	
1,1,2-Trichloroethane	ND	ug/L	5.0	0.50	1		08/06/14 06:20	79-00-5	
Trichloroethene	ND	ug/L	5.0	0.50	1		08/06/14 06:20	79-01-6	
Vinyl chloride	ND	ug/L	2.0	0.50	1		08/06/14 06:20	75-01-4	
Xylene (Total)	ND	ug/L	5.0	1.5	1		08/06/14 06:20	1330-20-7	
Surrogates									
4-Bromofluorobenzene (S)	95	%	80-120		1		08/06/14 06:20	460-00-4	
1,2-Dichloroethane-d4 (S)	95	%	80-120		1		08/06/14 06:20	17060-07-0	
Toluene-d8 (S)	96	%	80-120		1		08/06/14 06:20	2037-26-5	
Preservation pH	**1.0**		0.10	0.10	1		08/06/14 06:20		

This report shall not be reproduced, except in full,
without the written consent of Pace Analytical Services, Inc..

Pace Analytical Services, Inc.
9608 Loiret Blvd.
Lenexa, KS 66219
(913)599-5665

ANALYTICAL RESULTS

Project: FORT SMITH, AR
Pace Project No.: 60174754

Sample: EB-2-201407 **Lab ID: 60174754039** Collected: 07/30/14 17:25 Received: 07/31/14 09:30 Matrix: Water

Parameters	Results	Units	Report Limit	MDL	DF	Prepared	Analyzed	CAS No.	Qual
8260 MSV	Analytical Method: EPA 5030B/8260								
Acetone	ND	ug/L	10.0	5.0	1		08/06/14 06:35	67-64-1	
Benzene	ND	ug/L	5.0	0.50	1		08/06/14 06:35	71-43-2	
Bromodichloromethane	ND	ug/L	5.0	0.50	1		08/06/14 06:35	75-27-4	
Bromoform	ND	ug/L	5.0	0.50	1		08/06/14 06:35	75-25-2	
Bromomethane	ND	ug/L	7.0	2.5	1		08/06/14 06:35	74-83-9	
2-Butanone (MEK)	ND	ug/L	10.0	5.0	1		08/06/14 06:35	78-93-3	
Carbon disulfide	ND	ug/L	10.0	2.5	1		08/06/14 06:35	75-15-0	
Carbon tetrachloride	ND	ug/L	5.0	0.50	1		08/06/14 06:35	56-23-5	
Chlorobenzene	ND	ug/L	5.0	0.50	1		08/06/14 06:35	108-90-7	
Chloroethane	ND	ug/L	10.0	0.50	1		08/06/14 06:35	75-00-3	
Chloroform	ND	ug/L	5.0	0.50	1		08/06/14 06:35	67-66-3	
Chloromethane	ND	ug/L	10.0	0.50	1		08/06/14 06:35	74-87-3	
Dibromochloromethane	ND	ug/L	5.0	0.50	1		08/06/14 06:35	124-48-1	
1,1-Dichloroethane	ND	ug/L	2.4	0.50	1		08/06/14 06:35	75-34-3	
1,2-Dichloroethane	ND	ug/L	5.0	0.50	1		08/06/14 06:35	107-06-2	
1,1-Dichloroethene	ND	ug/L	5.0	0.50	1		08/06/14 06:35	75-35-4	
cis-1,2-Dichloroethene	ND	ug/L	5.0	0.50	1		08/06/14 06:35	156-59-2	
trans-1,2-Dichloroethene	ND	ug/L	5.0	0.50	1		08/06/14 06:35	156-60-5	
1,2-Dichloropropane	ND	ug/L	5.0	0.50	1		08/06/14 06:35	78-87-5	
cis-1,3-Dichloropropene	ND	ug/L	1.0	0.50	1		08/06/14 06:35	10061-01-5	
trans-1,3-Dichloropropene	ND	ug/L	1.0	0.50	1		08/06/14 06:35	10061-02-6	
Ethylbenzene	ND	ug/L	5.0	0.50	1		08/06/14 06:35	100-41-4	
2-Hexanone	ND	ug/L	10.0	5.0	1		08/06/14 06:35	591-78-6	
Methylene chloride	ND	ug/L	5.0	0.50	1		08/06/14 06:35	75-09-2	
4-Methyl-2-pentanone (MIBK)	ND	ug/L	10.0	2.5	1		08/06/14 06:35	108-10-1	
Styrene	ND	ug/L	5.0	0.50	1		08/06/14 06:35	100-42-5	
1,1,2,2-Tetrachloroethane	ND	ug/L	1.0	0.50	1		08/06/14 06:35	79-34-5	
Tetrachloroethene	ND	ug/L	5.0	0.50	1		08/06/14 06:35	127-18-4	
Toluene	ND	ug/L	5.0	0.50	1		08/06/14 06:35	108-88-3	
1,1,1-Trichloroethane	ND	ug/L	5.0	0.50	1		08/06/14 06:35	71-55-6	
1,1,2-Trichloroethane	ND	ug/L	5.0	0.50	1		08/06/14 06:35	79-00-5	
Trichloroethene	ND	ug/L	5.0	0.50	1		08/06/14 06:35	79-01-6	
Vinyl chloride	ND	ug/L	2.0	0.50	1		08/06/14 06:35	75-01-4	
Xylene (Total)	ND	ug/L	5.0	1.5	1		08/06/14 06:35	1330-20-7	
Surrogates									
4-Bromofluorobenzene (S)	94	%	80-120		1		08/06/14 06:35	460-00-4	
1,2-Dichloroethane-d4 (S)	92	%	80-120		1		08/06/14 06:35	17060-07-0	
Toluene-d8 (S)	97	%	80-120		1		08/06/14 06:35	2037-26-5	
Preservation pH	**1.0**		0.10	0.10	1		08/06/14 06:35		

This report shall not be reproduced, except in full,
without the written consent of Pace Analytical Services, Inc..

Pace Analytical Services, Inc.
9608 Loiret Blvd.
Lenexa, KS 66219
(913)599-5665

QUALITY CONTROL DATA

Project: FORT SMITH, AR
Pace Project No.: 60174754

QC Batch: GCSV/2829 | Analysis Method: EPA 8015 - Alcohol
QC Batch Method: EPA 8015 - Alcohol | Analysis Description: Alcohol by Direct Inject GCFID
Associated Lab Samples: 60174754001, 60174754002, 60174754003, 60174754005, 60174754006, 60174754007, 60174754008, 60174754009, 60174754011, 60174754012, 60174754013, 60174754014, 60174754015, 60174754016, 60174754017, 60174754018, 60174754019, 60174754021

METHOD BLANK: 89936 | Matrix: Water
Associated Lab Samples: 60174754001, 60174754002, 60174754003, 60174754005, 60174754006, 60174754007, 60174754008, 60174754009, 60174754011, 60174754012, 60174754013, 60174754014, 60174754015, 60174754016, 60174754017, 60174754018, 60174754019, 60174754021

Parameter	Units	Blank Result	Reporting Limit	Analyzed	Qualifiers
2-Chloroethanol	ug/L	ND	10000	08/05/14 12:02	

LABORATORY CONTROL SAMPLE: 89937

Parameter	Units	Spike Conc.	LCS Result	LCS % Rec	% Rec Limits	Qualifiers
2-Chloroethanol	ug/L	100000	87900	88	40-140	

MATRIX SPIKE & MATRIX SPIKE DUPLICATE: 89938 89939

Parameter	Units	60174754012 Result	MS Spike Conc.	MSD Spike Conc.	MS Result	MSD Result	MS % Rec	MSD % Rec	% Rec Limits	RPD	Max RPD	Qual
2-Chloroethanol	ug/L	ND	100000	100000	91300	88900	91	89	40-140	3	40	

Results presented on this page are in the units indicated by the "Units" column except where an alternate unit is presented to the right of the result.

This report shall not be reproduced, except in full,
without the written consent of Pace Analytical Services, Inc..

Pace Analytical Services, Inc.
9608 Loiret Blvd.
Lenexa, KS 66219
(913)599-5665

QUALITY CONTROL DATA

Project: FORT SMITH, AR
Pace Project No.: 60174754

QC Batch: GCSV/2831 — Analysis Method: EPA 8015 - Alcohol
QC Batch Method: EPA 8015 - Alcohol — Analysis Description: Alcohol by Direct Inject GCFID
Associated Lab Samples: 60174754022, 60174754023, 60174754024, 60174754027, 60174754029, 60174754036

METHOD BLANK: 89969 — Matrix: Water
Associated Lab Samples: 60174754022, 60174754023, 60174754024, 60174754027, 60174754029, 60174754036

Parameter	Units	Blank Result	Reporting Limit	Analyzed	Qualifiers
2-Chloroethanol	ug/L	ND	10000	08/07/14 10:43	

LABORATORY CONTROL SAMPLE: 89970

Parameter	Units	Spike Conc.	LCS Result	LCS % Rec	% Rec Limits	Qualifiers
2-Chloroethanol	ug/L	100000	84900	85	40-140	

MATRIX SPIKE & MATRIX SPIKE DUPLICATE: 89971 89972

Parameter	Units	60174754022 Result	MS Spike Conc.	MSD Spike Conc.	MS Result	MSD Result	MS % Rec	MSD % Rec	% Rec Limits	RPD	Max RPD	Qual
2-Chloroethanol	ug/L	ND	100000	100000	82200	86700	82	87	40-140	5	40	

Results presented on this page are in the units indicated by the "Units" column except where an alternate unit is presented to the right of the result.

REPORT OF LABORATORY ANALYSIS

This report shall not be reproduced, except in full,
without the written consent of Pace Analytical Services, Inc..

Pace Analytical Services, Inc.
9608 Loiret Blvd.
Lenexa, KS 66219
(913)599-5665

QUALITY CONTROL DATA

Project: FORT SMITH, AR
Pace Project No.: 60174754

QC Batch: MPRP/28327 Analysis Method: EPA 6010
QC Batch Method: EPA 3010 Analysis Description: 6010 MET
Associated Lab Samples: 60174754001, 60174754002, 60174754003, 60174754005, 60174754006, 60174754007, 60174754008, 60174754009, 60174754011, 60174754012, 60174754013, 60174754014, 60174754015, 60174754016, 60174754017, 60174754018, 60174754019, 60174754021, 60174754022, 60174754023

METHOD BLANK: 1419632 Matrix: Water
Associated Lab Samples: 60174754001, 60174754002, 60174754003, 60174754005, 60174754006, 60174754007, 60174754008, 60174754009, 60174754011, 60174754012, 60174754013, 60174754014, 60174754015, 60174754016, 60174754017, 60174754018, 60174754019, 60174754021, 60174754022, 60174754023

Parameter	Units	Blank Result	Reporting Limit	Analyzed	Qualifiers
Iron	ug/L	ND	50.0	08/07/14 17:48	
Manganese	ug/L	ND	5.0	08/07/14 17:48	

LABORATORY CONTROL SAMPLE: 1419633

Parameter	Units	Spike Conc.	LCS Result	LCS % Rec	% Rec Limits	Qualifiers
Iron	ug/L	10000	10300	103	80-120	
Manganese	ug/L	1000	1010	101	80-120	

MATRIX SPIKE & MATRIX SPIKE DUPLICATE: 1419634 1419635

Parameter	Units	60174754012 Result	MS Spike Conc.	MSD Spike Conc.	MS Result	MSD Result	MS % Rec	MSD % Rec	% Rec Limits	RPD	Max RPD	Qual
Iron	ug/L	ND	10000	10000	10600	10300	106	103	75-125	3	20	
Manganese	ug/L	88.8	1000	1000	1130	1100	104	101	75-125	3	20	

Results presented on this page are in the units indicated by the "Units" column except where an alternate unit is presented to the right of the result.

This report shall not be reproduced, except in full,
without the written consent of Pace Analytical Services, Inc..

Pace Analytical Services, Inc.
9608 Loiret Blvd.
Lenexa, KS 66219
(913)599-5665

QUALITY CONTROL DATA

Project: FORT SMITH, AR
Pace Project No.: 60174754

QC Batch: MPRP/28342 Analysis Method: EPA 6010
QC Batch Method: EPA 3010 Analysis Description: 6010 MET
Associated Lab Samples: 60174754024, 60174754027, 60174754029, 60174754036

METHOD BLANK: 1420255 Matrix: Water
Associated Lab Samples: 60174754024, 60174754027, 60174754029, 60174754036

Parameter	Units	Blank Result	Reporting Limit	Analyzed	Qualifiers
Iron	ug/L	ND	50.0	08/07/14 13:48	
Manganese	ug/L	ND	5.0	08/07/14 13:48	

LABORATORY CONTROL SAMPLE: 1420256

Parameter	Units	Spike Conc.	LCS Result	LCS % Rec	% Rec Limits	Qualifiers
Iron	ug/L	10000	10300	103	80-120	
Manganese	ug/L	1000	1010	101	80-120	

MATRIX SPIKE & MATRIX SPIKE DUPLICATE: 1420257 1420258

Parameter	Units	60174956003 Result	MS Spike Conc.	MSD Spike Conc.	MS Result	MSD Result	MS % Rec	MSD % Rec	% Rec Limits	RPD	Max RPD	Qual
Iron	ug/L	4680	10000	10000	15400	15300	107	106	75-125	1	20	
Manganese	ug/L	291	1000	1000	1270	1260	98	97	75-125	1	20	

Results presented on this page are in the units indicated by the "Units" column except where an alternate unit is presented to the right of the result.

REPORT OF LABORATORY ANALYSIS

This report shall not be reproduced, except in full,
without the written consent of Pace Analytical Services, Inc..

Pace Analytical Services, Inc.
9608 Loiret Blvd.
Lenexa, KS 66219
(913)599-5665

QUALITY CONTROL DATA

Project: FORT SMITH, AR
Pace Project No.: 60174754

QC Batch: MSV/63348 Analysis Method: EPA 5030B/8260
QC Batch Method: EPA 5030B/8260 Analysis Description: 8260 MSV Water 10 mL Purge
Associated Lab Samples: 60174754001, 60174754002, 60174754003

METHOD BLANK: 1420080 Matrix: Water
Associated Lab Samples: 60174754001, 60174754002, 60174754003

Parameter	Units	Blank Result	Reporting Limit	Analyzed	Qualifiers
1,1,1-Trichloroethane	ug/L	ND	5.0	08/04/14 20:57	
1,1,2,2-Tetrachloroethane	ug/L	ND	1.0	08/04/14 20:57	
1,1,2-Trichloroethane	ug/L	ND	5.0	08/04/14 20:57	
1,1-Dichloroethane	ug/L	ND	2.4	08/04/14 20:57	
1,1-Dichloroethene	ug/L	ND	5.0	08/04/14 20:57	
1,2-Dichloroethane	ug/L	ND	5.0	08/04/14 20:57	
1,2-Dichloropropane	ug/L	ND	5.0	08/04/14 20:57	
2-Butanone (MEK)	ug/L	ND	10.0	08/04/14 20:57	
2-Hexanone	ug/L	ND	10.0	08/04/14 20:57	
4-Methyl-2-pentanone (MIBK)	ug/L	ND	10.0	08/04/14 20:57	
Acetone	ug/L	ND	10.0	08/04/14 20:57	
Benzene	ug/L	ND	5.0	08/04/14 20:57	
Bromodichloromethane	ug/L	ND	5.0	08/04/14 20:57	
Bromoform	ug/L	ND	5.0	08/04/14 20:57	
Bromomethane	ug/L	ND	7.0	08/04/14 20:57	
Carbon disulfide	ug/L	ND	10.0	08/04/14 20:57	
Carbon tetrachloride	ug/L	ND	5.0	08/04/14 20:57	
Chlorobenzene	ug/L	ND	5.0	08/04/14 20:57	
Chloroethane	ug/L	ND	10.0	08/04/14 20:57	
Chloroform	ug/L	ND	5.0	08/04/14 20:57	
Chloromethane	ug/L	ND	10.0	08/04/14 20:57	
cis-1,2-Dichloroethene	ug/L	ND	5.0	08/04/14 20:57	
cis-1,3-Dichloropropene	ug/L	ND	1.0	08/04/14 20:57	
Dibromochloromethane	ug/L	ND	5.0	08/04/14 20:57	
Ethylbenzene	ug/L	ND	5.0	08/04/14 20:57	
Methylene chloride	ug/L	ND	5.0	08/04/14 20:57	
Styrene	ug/L	ND	5.0	08/04/14 20:57	
Tetrachloroethene	ug/L	ND	5.0	08/04/14 20:57	
Toluene	ug/L	ND	5.0	08/04/14 20:57	
trans-1,2-Dichloroethene	ug/L	ND	5.0	08/04/14 20:57	
trans-1,3-Dichloropropene	ug/L	ND	1.0	08/04/14 20:57	
Trichloroethene	ug/L	ND	5.0	08/04/14 20:57	
Vinyl chloride	ug/L	ND	2.0	08/04/14 20:57	
Xylene (Total)	ug/L	ND	5.0	08/04/14 20:57	
1,2-Dichloroethane-d4 (S)	%	94	80-120	08/04/14 20:57	
4-Bromofluorobenzene (S)	%	101	80-120	08/04/14 20:57	
Toluene-d8 (S)	%	100	80-120	08/04/14 20:57	

Results presented on this page are in the units indicated by the "Units" column except where an alternate unit is presented to the right of the result.

This report shall not be reproduced, except in full,
without the written consent of Pace Analytical Services, Inc..

Pace Analytical Services, Inc.
9608 Loiret Blvd.
Lenexa, KS 66219
(913)599-5665

QUALITY CONTROL DATA

Project: FORT SMITH, AR
Pace Project No.: 60174754

LABORATORY CONTROL SAMPLE: 1420081

Parameter	Units	Spike Conc.	LCS Result	LCS % Rec	% Rec Limits	Qualifiers
1,1,1-Trichloroethane	ug/L	20	19.9	100	80-121	
1,1,2,2-Tetrachloroethane	ug/L	20	19.5	98	73-124	
1,1,2-Trichloroethane	ug/L	20	20.3	102	80-120	
1,1-Dichloroethane	ug/L	20	19.3	97	77-120	
1,1-Dichloroethene	ug/L	20	19.5	98	78-126	
1,2-Dichloroethane	ug/L	20	19.7	98	77-123	
1,2-Dichloropropane	ug/L	20	20.4	102	80-121	
2-Butanone (MEK)	ug/L	100	98.8	99	52-145	
2-Hexanone	ug/L	100	99.7	100	57-139	
4-Methyl-2-pentanone (MIBK)	ug/L	100	103	103	71-131	
Acetone	ug/L	100	93.8	94	32-155	
Benzene	ug/L	20	20.2	101	80-120	
Bromodichloromethane	ug/L	20	20.3	101	80-120	
Bromoform	ug/L	20	20.7	104	73-124	
Bromomethane	ug/L	20	17.2	86	31-144	
Carbon disulfide	ug/L	20	20.7	104	65-125	
Carbon tetrachloride	ug/L	20	19.7	99	78-128	
Chlorobenzene	ug/L	20	21.6	108	80-120	
Chloroethane	ug/L	20	17.9	90	55-137	
Chloroform	ug/L	20	20.4	102	79-120	
Chloromethane	ug/L	20	19.8	99	22-138	
cis-1,2-Dichloroethene	ug/L	20	20.7	104	80-120	
cis-1,3-Dichloropropene	ug/L	20	20.0	100	80-120	
Dibromochloromethane	ug/L	20	20.4	102	80-120	
Ethylbenzene	ug/L	20	21.3	106	80-121	
Methylene chloride	ug/L	20	20.1	100	73-126	
Styrene	ug/L	20	21.9	110	80-120	
Tetrachloroethene	ug/L	20	20.8	104	80-121	
Toluene	ug/L	20	20.8	104	80-122	
trans-1,2-Dichloroethene	ug/L	20	20.4	102	79-121	
trans-1,3-Dichloropropene	ug/L	20	20.1	101	80-127	
Trichloroethene	ug/L	20	20.5	102	80-120	
Vinyl chloride	ug/L	20	18.0	90	59-120	
Xylene (Total)	ug/L	60	64.5	108	80-121	
1,2-Dichloroethane-d4 (S)	%			95	80-120	
4-Bromofluorobenzene (S)	%			100	80-120	
Toluene-d8 (S)	%			101	80-120	

MATRIX SPIKE & MATRIX SPIKE DUPLICATE: 1420082 1420083

Parameter	Units	60174634019 Result	MS Spike Conc.	MSD Spike Conc.	MS Result	MSD Result	MS % Rec	MSD % Rec	% Rec Limits	RPD	Max RPD	Qual
1,1,1-Trichloroethane	ug/L	ND	20	20	20.5	20.2	102	101	71-136	2	20	
1,1,2,2-Tetrachloroethane	ug/L	ND	20	20	17.4	18.9	87	95	61-127	8	21	
1,1,2-Trichloroethane	ug/L	ND	20	20	19.8	19.5	99	97	63-123	2	22	

Results presented on this page are in the units indicated by the "Units" column except where an alternate unit is presented to the right of the result.

REPORT OF LABORATORY ANALYSIS

This report shall not be reproduced, except in full,
without the written consent of Pace Analytical Services, Inc..

Pace Analytical Services, Inc.
9608 Loiret Blvd.
Lenexa, KS 66219
(913)599-5665

QUALITY CONTROL DATA

Project: FORT SMITH, AR
Pace Project No.: 60174754

MATRIX SPIKE & MATRIX SPIKE DUPLICATE: 1420082 1420083

Parameter	Units	60174634019 Result	MS Spike Conc.	MSD Spike Conc.	MS Result	MSD Result	MS % Rec	MSD % Rec	% Rec Limits	RPD	Max RPD	Qual
1,1-Dichloroethane	ug/L	ND	20	20	19.4	20.2	97	101	62-128	4	25	
1,1-Dichloroethene	ug/L	ND	20	20	20.1	20.6	100	103	60-144	2	28	
1,2-Dichloroethane	ug/L	ND	20	20	18.8	18.7	94	93	49-148	1	35	
1,2-Dichloropropane	ug/L	ND	20	20	19.5	20.3	97	102	66-130	4	22	
2-Butanone (MEK)	ug/L	ND	100	100	88.0	90.0	88	90	36-145	2	23	
2-Hexanone	ug/L	ND	100	100	86.9	91.0	87	91	42-140	5	24	
4-Methyl-2-pentanone (MIBK)	ug/L	ND	100	100	90.2	93.8	90	94	52-137	4	24	
Acetone	ug/L	ND	100	100	75.9	84.1	76	84	24-151	10	23	
Benzene	ug/L	ND	20	20	19.9	20.4	100	102	37-157	2	32	
Bromodichloromethane	ug/L	ND	20	20	19.4	20.0	97	100	67-125	3	21	
Bromoform	ug/L	ND	20	20	18.1	18.1	90	90	55-124	0	23	
Bromomethane	ug/L	ND	20	20	13.0	17.4	65	87	25-138	29	42	
Carbon disulfide	ug/L	ND	20	20	21.4	22.2	107	111	57-133	4	23	
Carbon tetrachloride	ug/L	ND	20	20	20.6	20.3	103	101	68-142	1	21	
Chlorobenzene	ug/L	ND	20	20	20.4	20.5	102	102	66-133	0	20	
Chloroethane	ug/L	ND	20	20	18.5	19.6	92	98	46-147	6	28	
Chloroform	ug/L	ND	20	20	19.1	20.2	96	101	66-127	6	20	
Chloromethane	ug/L	ND	20	20	18.5	20.8	92	104	19-136	12	36	
cis-1,2-Dichloroethene	ug/L	ND	20	20	20.6	21.2	103	106	55-140	3	23	
cis-1,3-Dichloropropene	ug/L	ND	20	20	18.0	18.5	90	93	62-122	3	22	
Dibromochloromethane	ug/L	ND	20	20	19.3	19.2	96	96	62-130	0	22	
Ethylbenzene	ug/L	ND	20	20	20.6	20.9	103	105	31-160	2	32	
Methylene chloride	ug/L	ND	20	20	18.5	19.4	93	97	55-132	4	23	
Styrene	ug/L	ND	20	20	20.2	20.8	101	104	55-134	3	25	
Tetrachloroethene	ug/L	ND	20	20	21.5	21.1	107	105	69-133	2	20	
Toluene	ug/L	ND	20	20	20.7	20.2	103	101	35-157	2	37	
trans-1,2-Dichloroethene	ug/L	ND	20	20	20.3	20.5	101	102	66-131	1	23	
trans-1,3-Dichloropropene	ug/L	ND	20	20	18.5	18.3	92	92	62-131	1	23	
Trichloroethene	ug/L	ND	20	20	20.6	20.3	95	94	61-135	2	21	
Vinyl chloride	ug/L	ND	20	20	18.2	18.6	91	93	44-128	2	22	
Xylene (Total)	ug/L	ND	60	60	61.2	62.3	102	104	34-156	2	37	
1,2-Dichloroethane-d4 (S)	%						97	100	80-120			
4-Bromofluorobenzene (S)	%						100	103	80-120			
Toluene-d8 (S)	%						104	99	80-120			
Preservation pH		1.0			1.0	1.0				0		

Results presented on this page are in the units indicated by the "Units" column except where an alternate unit is presented to the right of the result.

REPORT OF LABORATORY ANALYSIS

This report shall not be reproduced, except in full,
without the written consent of Pace Analytical Services, Inc..

Pace Analytical Services, Inc.
9608 Loiret Blvd.
Lenexa, KS 66219
(913)599-5665

QUALITY CONTROL DATA

Project: FORT SMITH, AR
Pace Project No.: 60174754

QC Batch: MSV/63355 Analysis Method: EPA 5030B/8260
QC Batch Method: EPA 5030B/8260 Analysis Description: 8260 MSV Water 10 mL Purge
Associated Lab Samples: 60174754004, 60174754005, 60174754006, 60174754007, 60174754008, 60174754009, 60174754010, 60174754011

METHOD BLANK: 1420213 Matrix: Water
Associated Lab Samples: 60174754004, 60174754005, 60174754006, 60174754007, 60174754008, 60174754009, 60174754010, 60174754011

Parameter	Units	Blank Result	Reporting Limit	Analyzed	Qualifiers
1,1,1-Trichloroethane	ug/L	ND	5.0	08/04/14 17:24	
1,1,2,2-Tetrachloroethane	ug/L	ND	1.0	08/04/14 17:24	
1,1,2-Trichloroethane	ug/L	ND	5.0	08/04/14 17:24	
1,1-Dichloroethane	ug/L	ND	2.4	08/04/14 17:24	
1,1-Dichloroethene	ug/L	ND	5.0	08/04/14 17:24	
1,2-Dichloroethane	ug/L	ND	5.0	08/04/14 17:24	
1,2-Dichloropropane	ug/L	ND	5.0	08/04/14 17:24	
2-Butanone (MEK)	ug/L	ND	10.0	08/04/14 17:24	
2-Hexanone	ug/L	ND	10.0	08/04/14 17:24	
4-Methyl-2-pentanone (MIBK)	ug/L	ND	10.0	08/04/14 17:24	
Acetone	ug/L	ND	10.0	08/04/14 17:24	
Benzene	ug/L	ND	5.0	08/04/14 17:24	
Bromodichloromethane	ug/L	ND	5.0	08/04/14 17:24	
Bromoform	ug/L	ND	5.0	08/04/14 17:24	
Bromomethane	ug/L	ND	7.0	08/04/14 17:24	
Carbon disulfide	ug/L	ND	10.0	08/04/14 17:24	
Carbon tetrachloride	ug/L	ND	5.0	08/04/14 17:24	
Chlorobenzene	ug/L	ND	5.0	08/04/14 17:24	
Chloroethane	ug/L	ND	10.0	08/04/14 17:24	
Chloroform	ug/L	ND	5.0	08/04/14 17:24	
Chloromethane	ug/L	ND	10.0	08/04/14 17:24	
cis-1,2-Dichloroethene	ug/L	ND	5.0	08/04/14 17:24	
cis-1,3-Dichloropropene	ug/L	ND	1.0	08/04/14 17:24	
Dibromochloromethane	ug/L	ND	5.0	08/04/14 17:24	
Ethylbenzene	ug/L	ND	5.0	08/04/14 17:24	
Methylene chloride	ug/L	ND	5.0	08/04/14 17:24	
Styrene	ug/L	ND	5.0	08/04/14 17:24	
Tetrachloroethene	ug/L	ND	5.0	08/04/14 17:24	
Toluene	ug/L	ND	5.0	08/04/14 17:24	
trans-1,2-Dichloroethene	ug/L	ND	5.0	08/04/14 17:24	
trans-1,3-Dichloropropene	ug/L	ND	1.0	08/04/14 17:24	
Trichloroethene	ug/L	ND	5.0	08/04/14 17:24	
Vinyl chloride	ug/L	ND	2.0	08/04/14 17:24	
Xylene (Total)	ug/L	ND	5.0	08/04/14 17:24	
1,2-Dichloroethane-d4 (S)	%	90	80-120	08/04/14 17:24	
4-Bromofluorobenzene (S)	%	100	80-120	08/04/14 17:24	
Toluene-d8 (S)	%	99	80-120	08/04/14 17:24	

Results presented on this page are in the units indicated by the "Units" column except where an alternate unit is presented to the right of the result.

This report shall not be reproduced, except in full,
without the written consent of Pace Analytical Services, Inc..

Pace Analytical Services, Inc.
9608 Loiret Blvd.
Lenexa, KS 66219
(913)599-5665

QUALITY CONTROL DATA

Project: FORT SMITH, AR
Pace Project No.: 60174754

LABORATORY CONTROL SAMPLE: 1420214

Parameter	Units	Spike Conc.	LCS Result	LCS % Rec	% Rec Limits	Qualifiers
1,1,1-Trichloroethane	ug/L	20	19.6	98	80-121	
1,1,2,2-Tetrachloroethane	ug/L	20	18.9	94	73-124	
1,1,2-Trichloroethane	ug/L	20	21.0	105	80-120	
1,1-Dichloroethane	ug/L	20	19.4	97	77-120	
1,1-Dichloroethene	ug/L	20	18.9	95	78-126	
1,2-Dichloroethane	ug/L	20	20.0	100	77-123	
1,2-Dichloropropane	ug/L	20	20.4	102	80-121	
2-Butanone (MEK)	ug/L	100	96.8	97	52-145	
2-Hexanone	ug/L	100	99.0	99	57-139	
4-Methyl-2-pentanone (MIBK)	ug/L	100	98.7	99	71-131	
Acetone	ug/L	100	87.7	88	32-155	
Benzene	ug/L	20	19.9	99	80-120	
Bromodichloromethane	ug/L	20	19.6	98	80-120	
Bromoform	ug/L	20	20.0	100	73-124	
Bromomethane	ug/L	20	16.0	80	31-144	
Carbon disulfide	ug/L	20	20.2	101	65-125	
Carbon tetrachloride	ug/L	20	19.5	98	78-128	
Chlorobenzene	ug/L	20	20.7	104	80-120	
Chloroethane	ug/L	20	18.3	92	55-137	
Chloroform	ug/L	20	19.8	99	79-120	
Chloromethane	ug/L	20	18.1	90	22-138	
cis-1,2-Dichloroethene	ug/L	20	20.7	103	80-120	
cis-1,3-Dichloropropene	ug/L	20	19.5	98	80-120	
Dibromochloromethane	ug/L	20	21.1	105	80-120	
Ethylbenzene	ug/L	20	20.7	104	80-121	
Methylene chloride	ug/L	20	19.2	96	73-126	
Styrene	ug/L	20	21.3	106	80-120	
Tetrachloroethene	ug/L	20	21.1	105	80-121	
Toluene	ug/L	20	20.1	101	80-122	
trans-1,2-Dichloroethene	ug/L	20	19.8	99	79-121	
trans-1,3-Dichloropropene	ug/L	20	19.8	99	80-127	
Trichloroethene	ug/L	20	20.1	101	80-120	
Vinyl chloride	ug/L	20	16.9	85	59-120	
Xylene (Total)	ug/L	60	61.8	103	80-121	
1,2-Dichloroethane-d4 (S)	%			96	80-120	
4-Bromofluorobenzene (S)	%			96	80-120	
Toluene-d8 (S)	%			103	80-120	

Results presented on this page are in the units indicated by the "Units" column except where an alternate unit is presented to the right of the result.

This report shall not be reproduced, except in full,
without the written consent of Pace Analytical Services, Inc..

Pace Analytical Services, Inc.
9608 Loiret Blvd.
Lenexa, KS 66219
(913)599-5665

QUALITY CONTROL DATA

Project: FORT SMITH, AR
Pace Project No.: 60174754

QC Batch: MSV/63356 Analysis Method: EPA 5030B/8260
QC Batch Method: EPA 5030B/8260 Analysis Description: 8260 MSV Water 10 mL Purge
Associated Lab Samples: 60174754012, 60174754013, 60174754015, 60174754016, 60174754017, 60174754018, 60174754019, 60174754020, 60174754021, 60174754024, 60174754025, 60174754026, 60174754027, 60174754028, 60174754029, 60174754030, 60174754031, 60174754032

METHOD BLANK: 1420220 Matrix: Water
Associated Lab Samples: 60174754012, 60174754013, 60174754015, 60174754016, 60174754017, 60174754018, 60174754019, 60174754020, 60174754021, 60174754024, 60174754025, 60174754026, 60174754027, 60174754028, 60174754029, 60174754030, 60174754031, 60174754032

Parameter	Units	Blank Result	Reporting Limit	Analyzed	Qualifiers
1,1,1-Trichloroethane	ug/L	ND	5.0	08/05/14 02:38	
1,1,2,2-Tetrachloroethane	ug/L	ND	1.0	08/05/14 02:38	
1,1,2-Trichloroethane	ug/L	ND	5.0	08/05/14 02:38	
1,1-Dichloroethane	ug/L	ND	2.4	08/05/14 02:38	
1,1-Dichloroethene	ug/L	ND	5.0	08/05/14 02:38	
1,2-Dichloroethane	ug/L	ND	5.0	08/05/14 02:38	
1,2-Dichloropropane	ug/L	ND	5.0	08/05/14 02:38	
2-Butanone (MEK)	ug/L	ND	10.0	08/05/14 02:38	
2-Hexanone	ug/L	ND	10.0	08/05/14 02:38	
4-Methyl-2-pentanone (MIBK)	ug/L	ND	10.0	08/05/14 02:38	
Acetone	ug/L	ND	10.0	08/05/14 02:38	
Benzene	ug/L	ND	5.0	08/05/14 02:38	
Bromodichloromethane	ug/L	ND	5.0	08/05/14 02:38	
Bromoform	ug/L	ND	5.0	08/05/14 02:38	
Bromomethane	ug/L	ND	7.0	08/05/14 02:38	
Carbon disulfide	ug/L	ND	10.0	08/05/14 02:38	
Carbon tetrachloride	ug/L	ND	5.0	08/05/14 02:38	
Chlorobenzene	ug/L	ND	5.0	08/05/14 02:38	
Chloroethane	ug/L	ND	10.0	08/05/14 02:38	
Chloroform	ug/L	ND	5.0	08/05/14 02:38	
Chloromethane	ug/L	ND	10.0	08/05/14 02:38	
cis-1,2-Dichloroethene	ug/L	ND	5.0	08/05/14 02:38	
cis-1,3-Dichloropropene	ug/L	ND	1.0	08/05/14 02:38	
Dibromochloromethane	ug/L	ND	5.0	08/05/14 02:38	
Ethylbenzene	ug/L	ND	5.0	08/05/14 02:38	
Methylene chloride	ug/L	ND	5.0	08/05/14 02:38	
Styrene	ug/L	ND	5.0	08/05/14 02:38	
Tetrachloroethene	ug/L	ND	5.0	08/05/14 02:38	
Toluene	ug/L	ND	5.0	08/05/14 02:38	
trans-1,2-Dichloroethene	ug/L	ND	5.0	08/05/14 02:38	
trans-1,3-Dichloropropene	ug/L	ND	1.0	08/05/14 02:38	
Trichloroethene	ug/L	ND	5.0	08/05/14 02:38	
Vinyl chloride	ug/L	ND	2.0	08/05/14 02:38	
Xylene (Total)	ug/L	ND	5.0	08/05/14 02:38	
1,2-Dichloroethane-d4 (S)	%	99	80-120	08/05/14 02:38	
4-Bromofluorobenzene (S)	%	101	80-120	08/05/14 02:38	
Toluene-d8 (S)	%	99	80-120	08/05/14 02:38	

Results presented on this page are in the units indicated by the "Units" column except where an alternate unit is presented to the right of the result.

REPORT OF LABORATORY ANALYSIS

This report shall not be reproduced, except in full,
without the written consent of Pace Analytical Services, Inc..

Pace Analytical Services, Inc.
9608 Loiret Blvd.
Lenexa, KS 66219
(913)599-5665

QUALITY CONTROL DATA

Project: FORT SMITH, AR
Pace Project No.: 60174754

LABORATORY CONTROL SAMPLE: 1420221

Parameter	Units	Spike Conc.	LCS Result	LCS % Rec	% Rec Limits	Qualifiers
1,1,1-Trichloroethane	ug/L	20	19.7	98	80-121	
1,1,2,2-Tetrachloroethane	ug/L	20	17.0	85	73-124	
1,1,2-Trichloroethane	ug/L	20	19.7	98	80-120	
1,1-Dichloroethane	ug/L	20	18.9	94	77-120	
1,1-Dichloroethene	ug/L	20	18.7	94	78-126	
1,2-Dichloroethane	ug/L	20	18.1	90	77-123	
1,2-Dichloropropane	ug/L	20	19.8	99	80-121	
2-Butanone (MEK)	ug/L	100	90.7	91	52-145	
2-Hexanone	ug/L	100	93.3	93	57-139	
4-Methyl-2-pentanone (MIBK)	ug/L	100	95.6	96	71-131	
Acetone	ug/L	100	83.6	84	32-155	
Benzene	ug/L	20	19.3	96	80-120	
Bromodichloromethane	ug/L	20	19.2	96	80-120	
Bromoform	ug/L	20	19.5	97	73-124	
Bromomethane	ug/L	20	14.7	74	31-144	
Carbon disulfide	ug/L	20	19.5	98	65-125	
Carbon tetrachloride	ug/L	20	18.2	91	78-128	
Chlorobenzene	ug/L	20	20.1	101	80-120	
Chloroethane	ug/L	20	17.5	87	55-137	
Chloroform	ug/L	20	19.0	95	79-120	
Chloromethane	ug/L	20	17.7	88	22-138	
cis-1,2-Dichloroethene	ug/L	20	20.4	102	80-120	
cis-1,3-Dichloropropene	ug/L	20	18.5	93	80-120	
Dibromochloromethane	ug/L	20	19.9	100	80-120	
Ethylbenzene	ug/L	20	20.1	100	80-121	
Methylene chloride	ug/L	20	18.7	93	73-126	
Styrene	ug/L	20	20.5	102	80-120	
Tetrachloroethene	ug/L	20	20.5	102	80-121	
Toluene	ug/L	20	20.0	100	80-122	
trans-1,2-Dichloroethene	ug/L	20	19.2	96	79-121	
trans-1,3-Dichloropropene	ug/L	20	18.2	91	80-127	
Trichloroethene	ug/L	20	20.4	102	80-120	
Vinyl chloride	ug/L	20	16.5	83	59-120	
Xylene (Total)	ug/L	60	60.9	101	80-121	
1,2-Dichloroethane-d4 (S)	%			98	80-120	
4-Bromofluorobenzene (S)	%			97	80-120	
Toluene-d8 (S)	%			102	80-120	

MATRIX SPIKE & MATRIX SPIKE DUPLICATE: 1420222 1420223

Parameter	Units	60174754012 Result	MS Spike Conc.	MSD Spike Conc.	MS Result	MSD Result	MS % Rec	MSD % Rec	% Rec Limits	RPD	Max RPD	Qual
1,1,1-Trichloroethane	ug/L	ND	20	20	21.1	20.5	106	102	71-136	3	20	
1,1,2,2-Tetrachloroethane	ug/L	ND	20	20	18.3	19.0	91	95	61-127	4	21	
1,1,2-Trichloroethane	ug/L	ND	20	20	18.9	18.7	95	94	63-123	1	22	

Results presented on this page are in the units indicated by the "Units" column except where an alternate unit is presented to the right of the result.

REPORT OF LABORATORY ANALYSIS

This report shall not be reproduced, except in full,
without the written consent of Pace Analytical Services, Inc..

Pace Analytical Services, Inc.
9608 Loiret Blvd.
Lenexa, KS 66219
(913)599-5665

QUALITY CONTROL DATA

Project: FORT SMITH, AR
Pace Project No.: 60174754

MATRIX SPIKE & MATRIX SPIKE DUPLICATE: 1420222 1420223

Parameter	Units	60174754012 Result	MS Spike Conc.	MSD Spike Conc.	MS Result	MSD Result	MS % Rec	MSD % Rec	% Rec Limits	RPD	Max RPD	Qual
1,1-Dichloroethane	ug/L	ND	20	20	19.6	19.5	98	98	62-128	0	25	
1,1-Dichloroethene	ug/L	ND	20	20	20.6	20.2	103	101	60-144	2	28	
1,2-Dichloroethane	ug/L	ND	20	20	18.7	18.4	94	92	49-148	2	35	
1,2-Dichloropropane	ug/L	ND	20	20	20.2	19.7	101	99	66-130	2	22	
2-Butanone (MEK)	ug/L	ND	100	100	86.5	89.1	87	89	36-145	3	23	
2-Hexanone	ug/L	ND	100	100	85.5	88.4	86	88	42-140	3	24	
4-Methyl-2-pentanone (MIBK)	ug/L	ND	100	100	92.4	94.3	92	94	52-137	2	24	
Acetone	ug/L	ND	100	100	77.6	75.7	78	76	24-151	2	23	
Benzene	ug/L	ND	20	20	20.0	19.8	100	99	37-157	1	32	
Bromodichloromethane	ug/L	ND	20	20	19.7	20.0	98	100	67-125	2	21	
Bromoform	ug/L	ND	20	20	18.5	18.4	93	92	55-124	1	23	
Bromomethane	ug/L	ND	20	20	14.3	16.8	72	84	25-138	16	42	
Carbon disulfide	ug/L	ND	20	20	21.9	21.6	110	108	57-133	2	23	
Carbon tetrachloride	ug/L	ND	20	20	20.1	20.2	101	101	68-142	0	21	
Chlorobenzene	ug/L	0.57J	20	20	21.3	21.2	104	103	66-133	0	20	
Chloroethane	ug/L	ND	20	20	18.6	18.2	93	91	46-147	2	28	
Chloroform	ug/L	ND	20	20	19.5	19.4	97	97	66-127	1	20	
Chloromethane	ug/L	ND	20	20	18.6	19.1	93	96	19-136	3	36	
cis-1,2-Dichloroethene	ug/L	11.2	20	20	30.9	31.0	99	99	55-140	0	23	
cis-1,3-Dichloropropene	ug/L	ND	20	20	18.2	18.1	91	90	62-122	1	22	
Dibromochloromethane	ug/L	ND	20	20	19.8	18.9	99	95	62-130	5	22	
Ethylbenzene	ug/L	ND	20	20	21.0	20.5	105	102	31-160	2	32	
Methylene chloride	ug/L	ND	20	20	18.8	19.0	94	95	55-132	1	23	
Styrene	ug/L	ND	20	20	16.4	16.8	82	84	55-134	2	25	
Tetrachloroethene	ug/L	ND	20	20	20.7	21.0	104	105	69-133	1	20	
Toluene	ug/L	ND	20	20	20.3	20.1	102	101	35-157	1	37	
trans-1,2-Dichloroethene	ug/L	ND	20	20	20.6	20.4	103	102	66-131	1	23	
trans-1,3-Dichloropropene	ug/L	ND	20	20	17.3	17.7	87	89	62-131	2	23	
Trichloroethene	ug/L	36.7	20	20	55.3	54.7	93	90	61-135	1	21	
Vinyl chloride	ug/L	ND	20	20	18.7	18.5	92	91	44-128	1	22	
Xylene (Total)	ug/L	ND	60	60	62.6	62.3	104	104	34-156	0	37	
1,2-Dichloroethane-d4 (S)	%						97	96	80-120			
4-Bromofluorobenzene (S)	%						100	101	80-120			
Toluene-d8 (S)	%						103	100	80-120			
Preservation pH		1.0			1.0	1.0				0		

Results presented on this page are in the units indicated by the "Units" column except where an alternate unit is presented to the right of the result.

REPORT OF LABORATORY ANALYSIS

This report shall not be reproduced, except in full,
without the written consent of Pace Analytical Services, Inc..

Pace Analytical Services, Inc.
9608 Loiret Blvd.
Lenexa, KS 66219
(913)599-5665

QUALITY CONTROL DATA

Project: FORT SMITH, AR
Pace Project No.: 60174754

QC Batch: MSV/63363 Analysis Method: EPA 5030B/8260
QC Batch Method: EPA 5030B/8260 Analysis Description: 8260 MSV Water 10 mL Purge
Associated Lab Samples: 60174754005, 60174754011, 60174754019, 60174754020, 60174754021, 60174754026, 60174754028, 60174754033

METHOD BLANK: 1420450 Matrix: Water
Associated Lab Samples: 60174754005, 60174754011, 60174754019, 60174754020, 60174754021, 60174754026, 60174754028, 60174754033

Parameter	Units	Blank Result	Reporting Limit	Analyzed	Qualifiers
1,1,1-Trichloroethane	ug/L	ND	5.0	08/05/14 09:38	
1,1,2,2-Tetrachloroethane	ug/L	ND	1.0	08/05/14 09:38	
1,1,2-Trichloroethane	ug/L	ND	5.0	08/05/14 09:38	
1,1-Dichloroethane	ug/L	ND	2.4	08/05/14 09:38	
1,1-Dichloroethene	ug/L	ND	5.0	08/05/14 09:38	
1,2-Dichloroethane	ug/L	ND	5.0	08/05/14 09:38	
1,2-Dichloropropane	ug/L	ND	5.0	08/05/14 09:38	
2-Butanone (MEK)	ug/L	ND	10.0	08/05/14 09:38	
2-Hexanone	ug/L	ND	10.0	08/05/14 09:38	
4-Methyl-2-pentanone (MIBK)	ug/L	ND	10.0	08/05/14 09:38	
Acetone	ug/L	ND	10.0	08/05/14 09:38	
Benzene	ug/L	ND	5.0	08/05/14 09:38	
Bromodichloromethane	ug/L	ND	5.0	08/05/14 09:38	
Bromoform	ug/L	ND	5.0	08/05/14 09:38	
Bromomethane	ug/L	ND	7.0	08/05/14 09:38	
Carbon disulfide	ug/L	ND	10.0	08/05/14 09:38	
Carbon tetrachloride	ug/L	ND	5.0	08/05/14 09:38	
Chlorobenzene	ug/L	ND	5.0	08/05/14 09:38	
Chloroethane	ug/L	ND	10.0	08/05/14 09:38	
Chloroform	ug/L	ND	5.0	08/05/14 09:38	
Chloromethane	ug/L	ND	10.0	08/05/14 09:38	
cis-1,2-Dichloroethene	ug/L	ND	5.0	08/05/14 09:38	
cis-1,3-Dichloropropene	ug/L	ND	1.0	08/05/14 09:38	
Dibromochloromethane	ug/L	ND	5.0	08/05/14 09:38	
Ethylbenzene	ug/L	ND	5.0	08/05/14 09:38	
Methylene chloride	ug/L	ND	5.0	08/05/14 09:38	
Styrene	ug/L	ND	5.0	08/05/14 09:38	
Tetrachloroethene	ug/L	ND	5.0	08/05/14 09:38	
Toluene	ug/L	ND	5.0	08/05/14 09:38	
trans-1,2-Dichloroethene	ug/L	ND	5.0	08/05/14 09:38	
trans-1,3-Dichloropropene	ug/L	ND	1.0	08/05/14 09:38	
Trichloroethene	ug/L	ND	5.0	08/05/14 09:38	
Vinyl chloride	ug/L	ND	2.0	08/05/14 09:38	
Xylene (Total)	ug/L	ND	5.0	08/05/14 09:38	
1,2-Dichloroethane-d4 (S)	%	95	80-120	08/05/14 09:38	
4-Bromofluorobenzene (S)	%	94	80-120	08/05/14 09:38	
Toluene-d8 (S)	%	100	80-120	08/05/14 09:38	

Results presented on this page are in the units indicated by the "Units" column except where an alternate unit is presented to the right of the result.

This report shall not be reproduced, except in full,
without the written consent of Pace Analytical Services, Inc..

Pace Analytical Services, Inc.
9608 Loiret Blvd.
Lenexa, KS 66219
(913)599-5665

QUALITY CONTROL DATA

Project: FORT SMITH, AR
Pace Project No.: 60174754

LABORATORY CONTROL SAMPLE: 1420451

Parameter	Units	Spike Conc.	LCS Result	LCS % Rec	% Rec Limits	Qualifiers
1,1,1-Trichloroethane	ug/L	20	20.0	100	80-121	
1,1,2,2-Tetrachloroethane	ug/L	20	21.1	105	73-124	
1,1,2-Trichloroethane	ug/L	20	21.9	109	80-120	
1,1-Dichloroethane	ug/L	20	20.2	101	77-120	
1,1-Dichloroethene	ug/L	20	19.8	99	78-126	
1,2-Dichloroethane	ug/L	20	20.0	100	77-123	
1,2-Dichloropropane	ug/L	20	20.9	105	80-121	
2-Butanone (MEK)	ug/L	100	104	104	52-145	
2-Hexanone	ug/L	100	102	102	57-139	
4-Methyl-2-pentanone (MIBK)	ug/L	100	103	103	71-131	
Acetone	ug/L	100	86.5	87	32-155	
Benzene	ug/L	20	20.5	102	80-120	
Bromodichloromethane	ug/L	20	21.1	106	80-120	
Bromoform	ug/L	20	20.5	103	73-124	
Bromomethane	ug/L	20	15.1	75	31-144	
Carbon disulfide	ug/L	20	20.3	102	65-125	
Carbon tetrachloride	ug/L	20	20.5	102	78-128	
Chlorobenzene	ug/L	20	21.9	110	80-120	
Chloroethane	ug/L	20	16.6	83	55-137	
Chloroform	ug/L	20	20.5	103	79-120	
Chloromethane	ug/L	20	14.8	74	22-138	
cis-1,2-Dichloroethene	ug/L	20	21.1	106	80-120	
cis-1,3-Dichloropropene	ug/L	20	20.4	102	80-120	
Dibromochloromethane	ug/L	20	21.5	108	80-120	
Ethylbenzene	ug/L	20	22.0	110	80-121	
Methylene chloride	ug/L	20	19.3	96	73-126	
Styrene	ug/L	20	21.7	109	80-120	
Tetrachloroethene	ug/L	20	22.3	111	80-121	
Toluene	ug/L	20	20.9	104	80-122	
trans-1,2-Dichloroethene	ug/L	20	20.6	103	79-121	
trans-1,3-Dichloropropene	ug/L	20	20.8	104	80-127	
Trichloroethene	ug/L	20	20.9	104	80-120	
Vinyl chloride	ug/L	20	16.2	81	59-120	
Xylene (Total)	ug/L	60	65.0	108	80-121	
1,2-Dichloroethane-d4 (S)	%			100	80-120	
4-Bromofluorobenzene (S)	%			101	80-120	
Toluene-d8 (S)	%			99	80-120	

Results presented on this page are in the units indicated by the "Units" column except where an alternate unit is presented to the right of the result.

This report shall not be reproduced, except in full,
without the written consent of Pace Analytical Services, Inc..

Pace Analytical Services, Inc.
9608 Loiret Blvd.
Lenexa, KS 66219
(913)599-5665

QUALITY CONTROL DATA

Project: FORT SMITH, AR
Pace Project No.: 60174754

QC Batch: MSV/63379 Analysis Method: EPA 5030B/8260
QC Batch Method: EPA 5030B/8260 Analysis Description: 8260 MSV Water 10 mL Purge
Associated Lab Samples: 60174754034, 60174754035, 60174754036, 60174754037, 60174754038, 60174754039

METHOD BLANK: 1420738 Matrix: Water
Associated Lab Samples: 60174754034, 60174754035, 60174754036, 60174754037, 60174754038, 60174754039

Parameter	Units	Blank Result	Reporting Limit	Analyzed	Qualifiers
1,1,1-Trichloroethane	ug/L	ND	5.0	08/06/14 03:15	
1,1,2,2-Tetrachloroethane	ug/L	ND	1.0	08/06/14 03:15	
1,1,2-Trichloroethane	ug/L	ND	5.0	08/06/14 03:15	
1,1-Dichloroethane	ug/L	ND	2.4	08/06/14 03:15	
1,1-Dichloroethene	ug/L	ND	5.0	08/06/14 03:15	
1,2-Dichloroethane	ug/L	ND	5.0	08/06/14 03:15	
1,2-Dichloropropane	ug/L	ND	5.0	08/06/14 03:15	
2-Butanone (MEK)	ug/L	ND	10.0	08/06/14 03:15	
2-Hexanone	ug/L	ND	10.0	08/06/14 03:15	
4-Methyl-2-pentanone (MIBK)	ug/L	ND	10.0	08/06/14 03:15	
Acetone	ug/L	ND	10.0	08/06/14 03:15	
Benzene	ug/L	ND	5.0	08/06/14 03:15	
Bromodichloromethane	ug/L	ND	5.0	08/06/14 03:15	
Bromoform	ug/L	ND	5.0	08/06/14 03:15	
Bromomethane	ug/L	ND	7.0	08/06/14 03:15	
Carbon disulfide	ug/L	ND	10.0	08/06/14 03:15	
Carbon tetrachloride	ug/L	ND	5.0	08/06/14 03:15	
Chlorobenzene	ug/L	ND	5.0	08/06/14 03:15	
Chloroethane	ug/L	ND	10.0	08/06/14 03:15	
Chloroform	ug/L	ND	5.0	08/06/14 03:15	
Chloromethane	ug/L	ND	10.0	08/06/14 03:15	
cis-1,2-Dichloroethene	ug/L	ND	5.0	08/06/14 03:15	
cis-1,3-Dichloropropene	ug/L	ND	1.0	08/06/14 03:15	
Dibromochloromethane	ug/L	ND	5.0	08/06/14 03:15	
Ethylbenzene	ug/L	ND	5.0	08/06/14 03:15	
Methylene chloride	ug/L	ND	5.0	08/06/14 03:15	
Styrene	ug/L	ND	5.0	08/06/14 03:15	
Tetrachloroethene	ug/L	ND	5.0	08/06/14 03:15	
Toluene	ug/L	ND	5.0	08/06/14 03:15	
trans-1,2-Dichloroethene	ug/L	ND	5.0	08/06/14 03:15	
trans-1,3-Dichloropropene	ug/L	ND	1.0	08/06/14 03:15	
Trichloroethene	ug/L	ND	5.0	08/06/14 03:15	
Vinyl chloride	ug/L	ND	2.0	08/06/14 03:15	
Xylene (Total)	ug/L	ND	5.0	08/06/14 03:15	
1,2-Dichloroethane-d4 (S)	%	93	80-120	08/06/14 03:15	
4-Bromofluorobenzene (S)	%	96	80-120	08/06/14 03:15	
Toluene-d8 (S)	%	97	80-120	08/06/14 03:15	

Results presented on this page are in the units indicated by the "Units" column except where an alternate unit is presented to the right of the result.

This report shall not be reproduced, except in full,
without the written consent of Pace Analytical Services, Inc..

Pace Analytical Services, Inc.
9608 Loiret Blvd.
Lenexa, KS 66219
(913)599-5665

QUALITY CONTROL DATA

Project: FORT SMITH, AR
Pace Project No.: 60174754

LABORATORY CONTROL SAMPLE: 1420739

Parameter	Units	Spike Conc.	LCS Result	LCS % Rec	% Rec Limits	Qualifiers
1,1,1-Trichloroethane	ug/L	20	19.9	100	80-121	
1,1,2,2-Tetrachloroethane	ug/L	20	17.0	85	73-124	
1,1,2-Trichloroethane	ug/L	20	20.0	100	80-120	
1,1-Dichloroethane	ug/L	20	19.1	95	77-120	
1,1-Dichloroethene	ug/L	20	19.2	96	78-126	
1,2-Dichloroethane	ug/L	20	18.3	91	77-123	
1,2-Dichloropropane	ug/L	20	20.6	103	80-121	
2-Butanone (MEK)	ug/L	100	96.8	97	52-145	
2-Hexanone	ug/L	100	92.9	93	57-139	
4-Methyl-2-pentanone (MIBK)	ug/L	100	101	101	71-131	
Acetone	ug/L	100	87.6	88	32-155	
Benzene	ug/L	20	19.8	99	80-120	
Bromodichloromethane	ug/L	20	20.2	101	80-120	
Bromoform	ug/L	20	19.2	96	73-124	
Bromomethane	ug/L	20	8.7	43	31-144	
Carbon disulfide	ug/L	20	19.4	97	65-125	
Carbon tetrachloride	ug/L	20	19.2	96	78-128	
Chlorobenzene	ug/L	20	20.3	101	80-120	
Chloroethane	ug/L	20	18.0	90	55-137	
Chloroform	ug/L	20	20.2	101	79-120	
Chloromethane	ug/L	20	13.0	65	22-138	
cis-1,2-Dichloroethene	ug/L	20	20.6	103	80-120	
cis-1,3-Dichloropropene	ug/L	20	18.6	93	80-120	
Dibromochloromethane	ug/L	20	20.2	101	80-120	
Ethylbenzene	ug/L	20	20.1	100	80-121	
Methylene chloride	ug/L	20	19.9	99	73-126	
Styrene	ug/L	20	20.5	102	80-120	
Tetrachloroethene	ug/L	20	20.3	101	80-121	
Toluene	ug/L	20	19.5	98	80-122	
trans-1,2-Dichloroethene	ug/L	20	19.9	100	79-121	
trans-1,3-Dichloropropene	ug/L	20	18.1	90	80-127	
Trichloroethene	ug/L	20	20.9	105	80-120	
Vinyl chloride	ug/L	20	14.5	73	59-120	
Xylene (Total)	ug/L	60	59.5	99	80-121	
1,2-Dichloroethane-d4 (S)	%			94	80-120	
4-Bromofluorobenzene (S)	%			93	80-120	
Toluene-d8 (S)	%			97	80-120	

Results presented on this page are in the units indicated by the "Units" column except where an alternate unit is presented to the right of the result.

This report shall not be reproduced, except in full,
without the written consent of Pace Analytical Services, Inc..

Pace Analytical Services, Inc.
9608 Loiret Blvd.
Lenexa, KS 66219
(913)599-5665

QUALITY CONTROL DATA

Project: FORT SMITH, AR
Pace Project No.: 60174754

QC Batch: MSV/63346 | Analysis Method: EPA 5030B/8260
QC Batch Method: EPA 5030B/8260 | Analysis Description: 8260 MSV Water 7 day
Associated Lab Samples: 60174754014, 60174754022

METHOD BLANK: 1420038 | Matrix: Water
Associated Lab Samples: 60174754014, 60174754022

Parameter	Units	Blank Result	Reporting Limit	Analyzed	Qualifiers
1,1,1-Trichloroethane	ug/L	ND	5.0	08/04/14 11:35	
1,1,2,2-Tetrachloroethane	ug/L	ND	1.0	08/04/14 11:35	
1,1,2-Trichloroethane	ug/L	ND	5.0	08/04/14 11:35	
1,1-Dichloroethane	ug/L	ND	2.4	08/04/14 11:35	
1,1-Dichloroethene	ug/L	ND	5.0	08/04/14 11:35	
1,2-Dichloroethane	ug/L	ND	5.0	08/04/14 11:35	
1,2-Dichloropropane	ug/L	ND	5.0	08/04/14 11:35	
2-Butanone (MEK)	ug/L	ND	10.0	08/04/14 11:35	
2-Hexanone	ug/L	ND	10.0	08/04/14 11:35	
4-Methyl-2-pentanone (MIBK)	ug/L	ND	10.0	08/04/14 11:35	
Acetone	ug/L	ND	10.0	08/04/14 11:35	
Benzene	ug/L	ND	5.0	08/04/14 11:35	
Bromodichloromethane	ug/L	ND	5.0	08/04/14 11:35	
Bromoform	ug/L	ND	5.0	08/04/14 11:35	
Bromomethane	ug/L	ND	7.0	08/04/14 11:35	
Carbon disulfide	ug/L	ND	10.0	08/04/14 11:35	
Carbon tetrachloride	ug/L	ND	5.0	08/04/14 11:35	
Chlorobenzene	ug/L	ND	5.0	08/04/14 11:35	
Chloroethane	ug/L	ND	10.0	08/04/14 11:35	
Chloroform	ug/L	ND	5.0	08/04/14 11:35	
Chloromethane	ug/L	ND	10.0	08/04/14 11:35	
cis-1,2-Dichloroethene	ug/L	ND	5.0	08/04/14 11:35	
cis-1,3-Dichloropropene	ug/L	ND	1.0	08/04/14 11:35	
Dibromochloromethane	ug/L	ND	5.0	08/04/14 11:35	
Ethylbenzene	ug/L	ND	5.0	08/04/14 11:35	
Methylene chloride	ug/L	ND	5.0	08/04/14 11:35	
Styrene	ug/L	ND	5.0	08/04/14 11:35	
Tetrachloroethene	ug/L	ND	5.0	08/04/14 11:35	
Toluene	ug/L	ND	5.0	08/04/14 11:35	
trans-1,2-Dichloroethene	ug/L	ND	5.0	08/04/14 11:35	
trans-1,3-Dichloropropene	ug/L	ND	1.0	08/04/14 11:35	
Trichloroethene	ug/L	ND	5.0	08/04/14 11:35	
Vinyl chloride	ug/L	ND	2.0	08/04/14 11:35	
Xylene (Total)	ug/L	ND	5.0	08/04/14 11:35	
1,2-Dichloroethane-d4 (S)	%	95	80-120	08/04/14 11:35	
4-Bromofluorobenzene (S)	%	99	80-120	08/04/14 11:35	
Toluene-d8 (S)	%	97	80-120	08/04/14 11:35	

Results presented on this page are in the units indicated by the "Units" column except where an alternate unit is presented to the right of the result.

This report shall not be reproduced, except in full,
without the written consent of Pace Analytical Services, Inc..

Pace Analytical Services, Inc.
9608 Loiret Blvd.
Lenexa, KS 66219
(913)599-5665

QUALITY CONTROL DATA

Project: FORT SMITH, AR
Pace Project No.: 60174754

LABORATORY CONTROL SAMPLE: 1420039

Parameter	Units	Spike Conc.	LCS Result	LCS % Rec	% Rec Limits	Qualifiers
1,1,1-Trichloroethane	ug/L	20	19.8	99	80-121	
1,1,2,2-Tetrachloroethane	ug/L	20	20.1	100	73-124	
1,1,2-Trichloroethane	ug/L	20	19.5	97	80-120	
1,1-Dichloroethane	ug/L	20	20.0	100	77-120	
1,1-Dichloroethene	ug/L	20	19.8	99	78-126	
1,2-Dichloroethane	ug/L	20	19.5	97	77-123	
1,2-Dichloropropane	ug/L	20	19.8	99	80-121	
2-Butanone (MEK)	ug/L	100	94.3	94	52-145	
2-Hexanone	ug/L	100	93.9	94	57-139	
4-Methyl-2-pentanone (MIBK)	ug/L	100	95.9	96	71-131	
Acetone	ug/L	100	91.4	91	32-155	
Benzene	ug/L	20	19.9	99	80-120	
Bromodichloromethane	ug/L	20	19.8	99	80-120	
Bromoform	ug/L	20	19.6	98	73-124	
Bromomethane	ug/L	20	18.4	92	31-144	
Carbon disulfide	ug/L	20	22.1	111	65-125	
Carbon tetrachloride	ug/L	20	19.7	99	78-128	
Chlorobenzene	ug/L	20	20.1	101	80-120	
Chloroethane	ug/L	20	19.7	99	55-137	
Chloroform	ug/L	20	19.6	98	79-120	
Chloromethane	ug/L	20	23.4	117	22-138	
cis-1,2-Dichloroethene	ug/L	20	20.7	103	80-120	
cis-1,3-Dichloropropene	ug/L	20	19.4	97	80-120	
Dibromochloromethane	ug/L	20	19.4	97	80-120	
Ethylbenzene	ug/L	20	19.8	99	80-121	
Methylene chloride	ug/L	20	19.0	95	73-126	
Styrene	ug/L	20	20.6	103	80-120	
Tetrachloroethene	ug/L	20	19.8	99	80-121	
Toluene	ug/L	20	19.7	99	80-122	
trans-1,2-Dichloroethene	ug/L	20	20.5	103	79-121	
trans-1,3-Dichloropropene	ug/L	20	19.3	97	80-127	
Trichloroethene	ug/L	20	19.4	97	80-120	
Vinyl chloride	ug/L	20	21.2	106	59-120	
Xylene (Total)	ug/L	60	59.8	100	80-121	
1,2-Dichloroethane-d4 (S)	%			96	80-120	
4-Bromofluorobenzene (S)	%			102	80-120	
Toluene-d8 (S)	%			99	80-120	

Results presented on this page are in the units indicated by the "Units" column except where an alternate unit is presented to the right of the result.

This report shall not be reproduced, except in full,
without the written consent of Pace Analytical Services, Inc..

Pace Analytical Services, Inc.
9608 Loiret Blvd.
Lenexa, KS 66219
(913)599-5665

QUALITY CONTROL DATA

Project: FORT SMITH, AR
Pace Project No.: 60174754

QC Batch: MSV/63362
QC Batch Method: EPA 5030B/8260
Analysis Method: EPA 5030B/8260
Analysis Description: 8260 MSV Water 7 day
Associated Lab Samples: 60174754023

METHOD BLANK: 1420448
Matrix: Water
Associated Lab Samples: 60174754023

Parameter	Units	Blank Result	Reporting Limit	Analyzed	Qualifiers
1,1,1-Trichloroethane	ug/L	ND	5.0	08/05/14 09:38	
1,1,2,2-Tetrachloroethane	ug/L	ND	1.0	08/05/14 09:38	
1,1,2-Trichloroethane	ug/L	ND	5.0	08/05/14 09:38	
1,1-Dichloroethane	ug/L	ND	2.4	08/05/14 09:38	
1,1-Dichloroethene	ug/L	ND	5.0	08/05/14 09:38	
1,2-Dichloroethane	ug/L	ND	5.0	08/05/14 09:38	
1,2-Dichloropropane	ug/L	ND	5.0	08/05/14 09:38	
2-Butanone (MEK)	ug/L	ND	10.0	08/05/14 09:38	
2-Hexanone	ug/L	ND	10.0	08/05/14 09:38	
4-Methyl-2-pentanone (MIBK)	ug/L	ND	10.0	08/05/14 09:38	
Acetone	ug/L	ND	10.0	08/05/14 09:38	
Benzene	ug/L	ND	5.0	08/05/14 09:38	
Bromodichloromethane	ug/L	ND	5.0	08/05/14 09:38	
Bromoform	ug/L	ND	5.0	08/05/14 09:38	
Bromomethane	ug/L	ND	7.0	08/05/14 09:38	
Carbon disulfide	ug/L	ND	10.0	08/05/14 09:38	
Carbon tetrachloride	ug/L	ND	5.0	08/05/14 09:38	
Chlorobenzene	ug/L	ND	5.0	08/05/14 09:38	
Chloroethane	ug/L	ND	10.0	08/05/14 09:38	
Chloroform	ug/L	ND	5.0	08/05/14 09:38	
Chloromethane	ug/L	ND	10.0	08/05/14 09:38	
cis-1,2-Dichloroethene	ug/L	ND	5.0	08/05/14 09:38	
cis-1,3-Dichloropropene	ug/L	ND	1.0	08/05/14 09:38	
Dibromochloromethane	ug/L	ND	5.0	08/05/14 09:38	
Ethylbenzene	ug/L	ND	5.0	08/05/14 09:38	
Methylene chloride	ug/L	ND	5.0	08/05/14 09:38	
Styrene	ug/L	ND	5.0	08/05/14 09:38	
Tetrachloroethene	ug/L	ND	5.0	08/05/14 09:38	
Toluene	ug/L	ND	5.0	08/05/14 09:38	
trans-1,2-Dichloroethene	ug/L	ND	5.0	08/05/14 09:38	
trans-1,3-Dichloropropene	ug/L	ND	1.0	08/05/14 09:38	
Trichloroethene	ug/L	ND	5.0	08/05/14 09:38	
Vinyl chloride	ug/L	ND	2.0	08/05/14 09:38	
Xylene (Total)	ug/L	ND	5.0	08/05/14 09:38	
1,2-Dichloroethane-d4 (S)	%	95	80-120	08/05/14 09:38	
4-Bromofluorobenzene (S)	%	94	80-120	08/05/14 09:38	
Toluene-d8 (S)	%	100	80-120	08/05/14 09:38	

Results presented on this page are in the units indicated by the "Units" column except where an alternate unit is presented to the right of the result.

This report shall not be reproduced, except in full,
without the written consent of Pace Analytical Services, Inc..

Pace Analytical Services, Inc.
9608 Loiret Blvd.
Lenexa, KS 66219
(913)599-5665

QUALITY CONTROL DATA

Project: FORT SMITH, AR
Pace Project No.: 60174754

LABORATORY CONTROL SAMPLE: 1420449

Parameter	Units	Spike Conc.	LCS Result	LCS % Rec	% Rec Limits	Qualifiers
1,1,1-Trichloroethane	ug/L	20	20.0	100	80-121	
1,1,2,2-Tetrachloroethane	ug/L	20	21.1	105	73-124	
1,1,2-Trichloroethane	ug/L	20	21.9	109	80-120	
1,1-Dichloroethane	ug/L	20	20.2	101	77-120	
1,1-Dichloroethene	ug/L	20	19.8	99	78-126	
1,2-Dichloroethane	ug/L	20	20.0	100	77-123	
1,2-Dichloropropane	ug/L	20	20.9	105	80-121	
2-Butanone (MEK)	ug/L	100	104	104	52-145	
2-Hexanone	ug/L	100	102	102	57-139	
4-Methyl-2-pentanone (MIBK)	ug/L	100	103	103	71-131	
Acetone	ug/L	100	86.5	87	32-155	
Benzene	ug/L	20	20.5	102	80-120	
Bromodichloromethane	ug/L	20	21.1	106	80-120	
Bromoform	ug/L	20	20.5	103	73-124	
Bromomethane	ug/L	20	15.1	75	31-144	
Carbon disulfide	ug/L	20	20.3	102	65-125	
Carbon tetrachloride	ug/L	20	20.5	102	78-128	
Chlorobenzene	ug/L	20	21.9	110	80-120	
Chloroethane	ug/L	20	16.6	83	55-137	
Chloroform	ug/L	20	20.5	103	79-120	
Chloromethane	ug/L	20	14.8	74	22-138	
cis-1,2-Dichloroethene	ug/L	20	21.1	106	80-120	
cis-1,3-Dichloropropene	ug/L	20	20.4	102	80-120	
Dibromochloromethane	ug/L	20	21.5	108	80-120	
Ethylbenzene	ug/L	20	22.0	110	80-121	
Methylene chloride	ug/L	20	19.3	96	73-126	
Styrene	ug/L	20	21.7	109	80-120	
Tetrachloroethene	ug/L	20	22.3	111	80-121	
Toluene	ug/L	20	20.9	104	80-122	
trans-1,2-Dichloroethene	ug/L	20	20.6	103	79-121	
trans-1,3-Dichloropropene	ug/L	20	20.8	104	80-127	
Trichloroethene	ug/L	20	20.9	104	80-120	
Vinyl chloride	ug/L	20	16.2	81	59-120	
Xylene (Total)	ug/L	60	65.0	108	80-121	
1,2-Dichloroethane-d4 (S)	%			100	80-120	
4-Bromofluorobenzene (S)	%			101	80-120	
Toluene-d8 (S)	%			99	80-120	

Results presented on this page are in the units indicated by the "Units" column except where an alternate unit is presented to the right of the result.

This report shall not be reproduced, except in full,
without the written consent of Pace Analytical Services, Inc..

Pace Analytical Services, Inc.
9608 Loiret Blvd.
Lenexa, KS 66219
(913)599-5665

QUALITY CONTROL DATA

Project: FORT SMITH, AR
Pace Project No.: 60174754

QC Batch: WET/49471 — Analysis Method: SM 2320B
QC Batch Method: SM 2320B — Analysis Description: 2320B Alkalinity
Associated Lab Samples: 60174754001, 60174754002, 60174754003, 60174754005, 60174754006, 60174754007, 60174754008, 60174754009, 60174754011, 60174754012, 60174754013, 60174754014, 60174754015, 60174754016, 60174754017

METHOD BLANK: 1422332 — Matrix: Water
Associated Lab Samples: 60174754001, 60174754002, 60174754003, 60174754005, 60174754006, 60174754007, 60174754008, 60174754009, 60174754011, 60174754012, 60174754013, 60174754014, 60174754015, 60174754016, 60174754017

Parameter	Units	Blank Result	Reporting Limit	Analyzed	Qualifiers
Alkalinity, Carbonate (CaCO3)	mg/L	ND	20.0	08/08/14 14:18	
Alkalinity, Total as CaCO3	mg/L	ND	20.0	08/08/14 14:18	
Alkalinity,Bicarbonate (CaCO3)	mg/L	ND	20.0	08/08/14 14:18	

LABORATORY CONTROL SAMPLE: 1422333

Parameter	Units	Spike Conc.	LCS Result	LCS % Rec	% Rec Limits	Qualifiers
Alkalinity, Total as CaCO3	mg/L	500	496	99	90-110	

SAMPLE DUPLICATE: 1422334

Parameter	Units	60174725002 Result	Dup Result	RPD	Max RPD	Qualifiers
Alkalinity, Carbonate (CaCO3)	mg/L	42.2	42.5	1	10	
Alkalinity, Total as CaCO3	mg/L	54.7	56.3	3	10	
Alkalinity,Bicarbonate (CaCO3)	mg/L	12.5J	13.8J		10	

SAMPLE DUPLICATE: 1422336

Parameter	Units	60174754012 Result	Dup Result	RPD	Max RPD	Qualifiers
Alkalinity, Carbonate (CaCO3)	mg/L	ND	ND		10	
Alkalinity, Total as CaCO3	mg/L	12.8J	13.8J		10	
Alkalinity,Bicarbonate (CaCO3)	mg/L	12.8J	13.8J		10	

Results presented on this page are in the units indicated by the "Units" column except where an alternate unit is presented to the right of the result.

This report shall not be reproduced, except in full,
without the written consent of Pace Analytical Services, Inc..

Pace Analytical Services, Inc.
9608 Loiret Blvd.
Lenexa, KS 66219
(913)599-5665

QUALITY CONTROL DATA

Project: FORT SMITH, AR
Pace Project No.: 60174754

QC Batch: WET/49488 — Analysis Method: SM 2320B
QC Batch Method: SM 2320B — Analysis Description: 2320B Alkalinity
Associated Lab Samples: 60174754018, 60174754019, 60174754021, 60174754022, 60174754023, 60174754024, 60174754027, 60174754029, 60174754036

METHOD BLANK: 1422882 — Matrix: Water
Associated Lab Samples: 60174754018, 60174754019, 60174754021, 60174754022, 60174754023, 60174754024, 60174754027, 60174754029, 60174754036

Parameter	Units	Blank Result	Reporting Limit	Analyzed	Qualifiers
Alkalinity, Carbonate (CaCO3)	mg/L	ND	20.0	08/11/14 14:16	
Alkalinity, Total as CaCO3	mg/L	ND	20.0	08/11/14 14:16	
Alkalinity,Bicarbonate (CaCO3)	mg/L	ND	20.0	08/11/14 14:16	

LABORATORY CONTROL SAMPLE: 1422883

Parameter	Units	Spike Conc.	LCS Result	LCS % Rec	% Rec Limits	Qualifiers
Alkalinity, Total as CaCO3	mg/L	500	496	99	90-110	

SAMPLE DUPLICATE: 1422884

Parameter	Units	60174634019 Result	Dup Result	RPD	Max RPD	Qualifiers
Alkalinity, Carbonate (CaCO3)	mg/L	ND	ND		10	
Alkalinity, Total as CaCO3	mg/L	14.0J	21.1		10	
Alkalinity,Bicarbonate (CaCO3)	mg/L	14.0J	21.1		10	

SAMPLE DUPLICATE: 1422885

Parameter	Units	60174754029 Result	Dup Result	RPD	Max RPD	Qualifiers
Alkalinity, Carbonate (CaCO3)	mg/L	ND	ND		10	
Alkalinity, Total as CaCO3	mg/L	97.1	97.4	0	10	
Alkalinity,Bicarbonate (CaCO3)	mg/L	97.1	97.4	0	10	

Results presented on this page are in the units indicated by the "Units" column except where an alternate unit is presented to the right of the result.

This report shall not be reproduced, except in full,
without the written consent of Pace Analytical Services, Inc..

Pace Analytical Services, Inc.
9608 Loiret Blvd.
Lenexa, KS 66219
(913)599-5665

QUALITY CONTROL DATA

Project: FORT SMITH, AR
Pace Project No.: 60174754

QC Batch: WET/49400
QC Batch Method: SM 4500-S-2 D
Analysis Method: SM 4500-S-2 D
Analysis Description: 4500S2D Sulfide, Total
Associated Lab Samples: 60174754001

METHOD BLANK: 1420237
Matrix: Water
Associated Lab Samples: 60174754001

Parameter	Units	Blank Result	Reporting Limit	Analyzed	Qualifiers
Sulfide, Total	mg/L	ND	0.050	08/04/14 14:41	

LABORATORY CONTROL SAMPLE: 1420238

Parameter	Units	Spike Conc.	LCS Result	LCS % Rec	% Rec Limits	Qualifiers
Sulfide, Total	mg/L	.5	0.48	95	80-120	

MATRIX SPIKE SAMPLE: 1420241

Parameter	Units	60174634019 Result	Spike Conc.	MS Result	MS % Rec	% Rec Limits	Qualifiers
Sulfide, Total	mg/L	ND	.5	0.26	51	75-125	M1

SAMPLE DUPLICATE: 1420240

Parameter	Units	60174634002 Result	Dup Result	RPD	Max RPD	Qualifiers
Sulfide, Total	mg/L	ND	ND		20	

Results presented on this page are in the units indicated by the "Units" column except where an alternate unit is presented to the right of the result.

This report shall not be reproduced, except in full,
without the written consent of Pace Analytical Services, Inc..

Pace Analytical Services, Inc.
9608 Loiret Blvd.
Lenexa, KS 66219
(913)599-5665

QUALITY CONTROL DATA

Project: FORT SMITH, AR
Pace Project No.: 60174754

QC Batch: WET/49426 | Analysis Method: SM 4500-S-2 D
QC Batch Method: SM 4500-S-2 D | Analysis Description: 4500S2D Sulfide, Total
Associated Lab Samples: 60174754002, 60174754003, 60174754005, 60174754006, 60174754007, 60174754008, 60174754009, 60174754011, 60174754012, 60174754013, 60174754014, 60174754015, 60174754016, 60174754017, 60174754018, 60174754019, 60174754021, 60174754022, 60174754023, 60174754024

METHOD BLANK: 1420978 | Matrix: Water
Associated Lab Samples: 60174754002, 60174754003, 60174754005, 60174754006, 60174754007, 60174754008, 60174754009, 60174754011, 60174754012, 60174754013, 60174754014, 60174754015, 60174754016, 60174754017, 60174754018, 60174754019, 60174754021, 60174754022, 60174754023, 60174754024

Parameter	Units	Blank Result	Reporting Limit	Analyzed	Qualifiers
Sulfide, Total	mg/L	ND	0.050	08/06/14 10:07	

LABORATORY CONTROL SAMPLE: 1420979

Parameter	Units	Spike Conc.	LCS Result	LCS % Rec	% Rec Limits	Qualifiers
Sulfide, Total	mg/L	.5	0.48	95	80-120	

MATRIX SPIKE SAMPLE: 1420981

Parameter	Units	60174754012 Result	Spike Conc.	MS Result	MS % Rec	% Rec Limits	Qualifiers
Sulfide, Total	mg/L	ND	.5	0.48	96	75-125	

SAMPLE DUPLICATE: 1420980

Parameter	Units	60174754003 Result	Dup Result	RPD	Max RPD	Qualifiers
Sulfide, Total	mg/L	ND	ND		20	

Results presented on this page are in the units indicated by the "Units" column except where an alternate unit is presented to the right of the result.

REPORT OF LABORATORY ANALYSIS

This report shall not be reproduced, except in full,
without the written consent of Pace Analytical Services, Inc..

Pace Analytical Services, Inc.
9608 Loiret Blvd.
Lenexa, KS 66219
(913)599-5665

QUALITY CONTROL DATA

Project: FORT SMITH, AR
Pace Project No.: 60174754

QC Batch: WET/49428 Analysis Method: SM 4500-S-2 D
QC Batch Method: SM 4500-S-2 D Analysis Description: 4500S2D Sulfide, Total
Associated Lab Samples: 60174754027, 60174754029, 60174754036

METHOD BLANK: 1420987 Matrix: Water
Associated Lab Samples: 60174754027, 60174754029, 60174754036

Parameter	Units	Blank Result	Reporting Limit	Analyzed	Qualifiers
Sulfide, Total	mg/L	ND	0.050	08/06/14 10:19	

LABORATORY CONTROL SAMPLE: 1420988

Parameter	Units	Spike Conc.	LCS Result	LCS % Rec	% Rec Limits	Qualifiers
Sulfide, Total	mg/L	.5	0.46	93	80-120	

MATRIX SPIKE SAMPLE: 1420989

Parameter	Units	60174754027 Result	Spike Conc.	MS Result	MS % Rec	% Rec Limits	Qualifiers
Sulfide, Total	mg/L	ND	.5	0.51	102	75-125	

SAMPLE DUPLICATE: 1420990

Parameter	Units	60174754029 Result	Dup Result	RPD	Max RPD	Qualifiers
Sulfide, Total	mg/L	ND	ND		20	

Results presented on this page are in the units indicated by the "Units" column except where an alternate unit is presented to the right of the result.

This report shall not be reproduced, except in full,
without the written consent of Pace Analytical Services, Inc..

Pace Analytical Services, Inc.
9608 Loiret Blvd.
Lenexa, KS 66219
(913)599-5665

QUALITY CONTROL DATA

Project: FORT SMITH, AR
Pace Project No.: 60174754

QC Batch: WETA/30475 Analysis Method: EPA 300.0
QC Batch Method: EPA 300.0 Analysis Description: 300.0 IC Anions
Associated Lab Samples: 60174754001, 60174754002, 60174754003, 60174754005, 60174754006, 60174754007, 60174754008, 60174754009, 60174754011, 60174754012, 60174754013, 60174754014, 60174754015, 60174754016, 60174754017, 60174754018, 60174754019

METHOD BLANK: 1419946 Matrix: Water
Associated Lab Samples: 60174754001, 60174754002, 60174754005, 60174754006, 60174754007, 60174754008, 60174754012, 60174754013, 60174754015, 60174754016, 60174754017, 60174754018, 60174754019

Parameter	Units	Blank Result	Reporting Limit	Analyzed	Qualifiers
Chloride	mg/L	ND	1.0	08/03/14 08:57	
Sulfate	mg/L	ND	1.0	08/03/14 08:57	

METHOD BLANK: 1420558 Matrix: Water
Associated Lab Samples: 60174754002, 60174754003, 60174754005, 60174754006, 60174754007, 60174754008, 60174754009, 60174754011, 60174754012, 60174754014, 60174754019

Parameter	Units	Blank Result	Reporting Limit	Analyzed	Qualifiers
Chloride	mg/L	ND	1.0	08/05/14 08:57	
Sulfate	mg/L	ND	1.0	08/05/14 08:57	

METHOD BLANK: 1421606 Matrix: Water
Associated Lab Samples: 60174754014, 60174754015, 60174754016

Parameter	Units	Blank Result	Reporting Limit	Analyzed	Qualifiers
Sulfate	mg/L	ND	1.0	08/06/14 11:39	

LABORATORY CONTROL SAMPLE: 1419947

Parameter	Units	Spike Conc.	LCS Result	LCS % Rec	% Rec Limits	Qualifiers
Chloride	mg/L	5	4.8	96	90-110	
Sulfate	mg/L	5	4.9	97	90-110	

LABORATORY CONTROL SAMPLE: 1420559

Parameter	Units	Spike Conc.	LCS Result	LCS % Rec	% Rec Limits	Qualifiers
Chloride	mg/L	5	4.8	95	90-110	
Sulfate	mg/L	5	4.9	97	90-110	

Results presented on this page are in the units indicated by the "Units" column except where an alternate unit is presented to the right of the result.

This report shall not be reproduced, except in full,
without the written consent of Pace Analytical Services, Inc..

Pace Analytical Services, Inc.
9608 Loiret Blvd.
Lenexa, KS 66219
(913)599-5665

QUALITY CONTROL DATA

Project: FORT SMITH, AR
Pace Project No.: 60174754

LABORATORY CONTROL SAMPLE: 1421607

Parameter	Units	Spike Conc.	LCS Result	LCS % Rec	% Rec Limits	Qualifiers
Sulfate	mg/L	5	4.9	99	90-110	

MATRIX SPIKE & MATRIX SPIKE DUPLICATE: 1419948 1419949

Parameter	Units	60174754001 Result	MS Spike Conc.	MSD Spike Conc.	MS Result	MSD Result	MS % Rec	MSD % Rec	% Rec Limits	RPD	Max RPD	Qual
Chloride	mg/L	14.3	5	5	19.0	19.0	95	94	80-120	0	15	
Sulfate	mg/L	10.8	5	5	15.9	15.9	102	102	80-120	0	15	

MATRIX SPIKE SAMPLE: 1419950

Parameter	Units	60174754012 Result	Spike Conc.	MS Result	MS % Rec	% Rec Limits	Qualifiers
Chloride	mg/L	259	250	496	94	80-120	
Sulfate	mg/L	10.7	5	15.4	94	80-120	

Results presented on this page are in the units indicated by the "Units" column except where an alternate unit is presented to the right of the result.

REPORT OF LABORATORY ANALYSIS

This report shall not be reproduced, except in full,
without the written consent of Pace Analytical Services, Inc..

Pace Analytical Services, Inc.
9608 Loiret Blvd.
Lenexa, KS 66219
(913)599-5665

QUALITY CONTROL DATA

Project: FORT SMITH, AR
Pace Project No.: 60174754

QC Batch: WETA/30476 Analysis Method: EPA 300.0
QC Batch Method: EPA 300.0 Analysis Description: 300.0 IC Anions
Associated Lab Samples: 60174754021, 60174754022, 60174754023, 60174754024, 60174754027, 60174754029, 60174754036

METHOD BLANK: 1419951 Matrix: Water
Associated Lab Samples: 60174754021, 60174754022, 60174754023, 60174754024, 60174754027, 60174754029, 60174754036

Parameter	Units	Blank Result	Reporting Limit	Analyzed	Qualifiers
Chloride	mg/L	ND	1.0	08/05/14 08:58	
Sulfate	mg/L	ND	1.0	08/05/14 08:58	

METHOD BLANK: 1421600 Matrix: Water
Associated Lab Samples: 60174754023, 60174754024

Parameter	Units	Blank Result	Reporting Limit	Analyzed	Qualifiers
Sulfate	mg/L	ND	1.0	08/06/14 10:41	

LABORATORY CONTROL SAMPLE: 1419952

Parameter	Units	Spike Conc.	LCS Result	LCS % Rec	% Rec Limits	Qualifiers
Chloride	mg/L	5	4.8	96	90-110	
Sulfate	mg/L	5	5.0	100	90-110	

LABORATORY CONTROL SAMPLE: 1421601

Parameter	Units	Spike Conc.	LCS Result	LCS % Rec	% Rec Limits	Qualifiers
Sulfate	mg/L	5	5.0	100	90-110	

MATRIX SPIKE & MATRIX SPIKE DUPLICATE: 1419953 1419954

Parameter	Units	60174754021 Result	MS Spike Conc.	MSD Spike Conc.	MS Result	MSD Result	MS % Rec	MSD % Rec	% Rec Limits	RPD	Max RPD	Qual
Chloride	mg/L	405	250	250	614	613	84	83	80-120	0	15	
Sulfate	mg/L	3.4	5	5	8.4	8.5	101	104	80-120	1	15	

Results presented on this page are in the units indicated by the "Units" column except where an alternate unit is presented to the right of the result.

REPORT OF LABORATORY ANALYSIS

This report shall not be reproduced, except in full,
without the written consent of Pace Analytical Services, Inc..

Pace Analytical Services, Inc.
9608 Loiret Blvd.
Lenexa, KS 66219
(913)599-5665

QUALITY CONTROL DATA

Project: FORT SMITH, AR
Pace Project No.: 60174754

QC Batch: WETA/30496 — Analysis Method: EPA 350.1
QC Batch Method: EPA 350.1 — Analysis Description: 350.1 Ammonia
Associated Lab Samples: 60174754001, 60174754002, 60174754003, 60174754005, 60174754006, 60174754007, 60174754008, 60174754009, 60174754011, 60174754012, 60174754013, 60174754014, 60174754015, 60174754017, 60174754018, 60174754019, 60174754021, 60174754022, 60174754023

METHOD BLANK: 1420393 — Matrix: Water
Associated Lab Samples: 60174754001, 60174754002, 60174754003, 60174754005, 60174754006, 60174754007, 60174754008, 60174754009, 60174754011, 60174754012, 60174754013, 60174754014, 60174754015, 60174754017, 60174754018, 60174754019, 60174754021, 60174754022, 60174754023

Parameter	Units	Blank Result	Reporting Limit	Analyzed	Qualifiers
Nitrogen, Ammonia	mg/L	ND	0.10	08/05/14 13:56	

LABORATORY CONTROL SAMPLE: 1420394

Parameter	Units	Spike Conc.	LCS Result	LCS % Rec	% Rec Limits	Qualifiers
Nitrogen, Ammonia	mg/L	2	2.1	103	90-110	

MATRIX SPIKE SAMPLE: 1420395

Parameter	Units	60174754001 Result	Spike Conc.	MS Result	MS % Rec	% Rec Limits	Qualifiers
Nitrogen, Ammonia	mg/L	ND	2	1.5	74	90-110	M1

MATRIX SPIKE SAMPLE: 1420396

Parameter	Units	60174754012 Result	Spike Conc.	MS Result	MS % Rec	% Rec Limits	Qualifiers
Nitrogen, Ammonia	mg/L	0.16	2	1.4	64	90-110	M1

SAMPLE DUPLICATE: 1420397

Parameter	Units	60174754018 Result	Dup Result	RPD	Max RPD	Qualifiers
Nitrogen, Ammonia	mg/L	ND	ND		18	

Results presented on this page are in the units indicated by the "Units" column except where an alternate unit is presented to the right of the result.

REPORT OF LABORATORY ANALYSIS

This report shall not be reproduced, except in full,
without the written consent of Pace Analytical Services, Inc..

Pace Analytical Services, Inc.
9608 Loiret Blvd.
Lenexa, KS 66219
(913)599-5665

QUALITY CONTROL DATA

Project: FORT SMITH, AR
Pace Project No.: 60174754

QC Batch: WETA/30497 Analysis Method: EPA 350.1
QC Batch Method: EPA 350.1 Analysis Description: 350.1 Ammonia
Associated Lab Samples: 60174754024, 60174754027, 60174754029, 60174754036

METHOD BLANK: 1420398 Matrix: Water
Associated Lab Samples: 60174754024, 60174754027, 60174754029, 60174754036

Parameter	Units	Blank Result	Reporting Limit	Analyzed	Qualifiers
Nitrogen, Ammonia	mg/L	ND	0.10	08/05/14 14:27	

LABORATORY CONTROL SAMPLE: 1420399

Parameter	Units	Spike Conc.	LCS Result	LCS % Rec	% Rec Limits	Qualifiers
Nitrogen, Ammonia	mg/L	2	2.1	103	90-110	

MATRIX SPIKE SAMPLE: 1420400

Parameter	Units	60174837001 Result	Spike Conc.	MS Result	MS % Rec	% Rec Limits	Qualifiers
Nitrogen, Ammonia	mg/L	13.3	20	31.3	90	90-110	

MATRIX SPIKE SAMPLE: 1420401

Parameter	Units	60174837004 Result	Spike Conc.	MS Result	MS % Rec	% Rec Limits	Qualifiers
Nitrogen, Ammonia	mg/L	10.7	20	28.5	89	90-110	M1

SAMPLE DUPLICATE: 1420402

Parameter	Units	60174840001 Result	Dup Result	RPD	Max RPD	Qualifiers
Nitrogen, Ammonia	mg/L	6.3	6.4	1	18	

Results presented on this page are in the units indicated by the "Units" column except where an alternate unit is presented to the right of the result.

This report shall not be reproduced, except in full,
without the written consent of Pace Analytical Services, Inc..

Pace Analytical Services, Inc.
9608 Loiret Blvd.
Lenexa, KS 66219
(913)599-5665

QUALITY CONTROL DATA

Project: FORT SMITH, AR
Pace Project No.: 60174754

QC Batch: WETA/30462 | Analysis Method: EPA 353.2
QC Batch Method: EPA 353.2 | Analysis Description: 353.2 Nitrate + Nitrite, Unpres.
Associated Lab Samples: 60174754001, 60174754015, 60174754021, 60174754022, 60174754023

METHOD BLANK: 1419063 | Matrix: Water
Associated Lab Samples: 60174754001, 60174754015, 60174754021, 60174754022, 60174754023

Parameter	Units	Blank Result	Reporting Limit	Analyzed	Qualifiers
Nitrogen, Nitrate	mg/L	ND	0.10	08/01/14 08:09	
Nitrogen, Nitrite	mg/L	ND	0.10	08/01/14 08:09	
Nitrogen, NO2 plus NO3	mg/L	ND	0.10	08/01/14 08:09	

LABORATORY CONTROL SAMPLE: 1419064

Parameter	Units	Spike Conc.	LCS Result	LCS % Rec	% Rec Limits	Qualifiers
Nitrogen, Nitrate	mg/L	1.6	1.7	106	85-115	
Nitrogen, Nitrite	mg/L	.4	0.38	96	90-110	
Nitrogen, NO2 plus NO3	mg/L	2	2.1	104	90-110	

MATRIX SPIKE SAMPLE: 1419065

Parameter	Units	60174754023 Result	Spike Conc.	MS Result	MS % Rec	% Rec Limits	Qualifiers
Nitrogen, Nitrate	mg/L	2.7	1.6	3.7	64	85-115	M1
Nitrogen, Nitrite	mg/L	0.46	.4	0.94	119	90-110	M1
Nitrogen, NO2 plus NO3	mg/L	3.1	2	4.6	75	90-110	M1

SAMPLE DUPLICATE: 1419066

Parameter	Units	60174754022 Result	Dup Result	RPD	Max RPD	Qualifiers
Nitrogen, Nitrate	mg/L	0.78	0.78	0	20	
Nitrogen, Nitrite	mg/L	ND	ND		20	
Nitrogen, NO2 plus NO3	mg/L	0.78	0.78	0	20	

Results presented on this page are in the units indicated by the "Units" column except where an alternate unit is presented to the right of the result.

This report shall not be reproduced, except in full,
without the written consent of Pace Analytical Services, Inc..

Pace Analytical Services, Inc.
9608 Loiret Blvd.
Lenexa, KS 66219
(913)599-5665

QUALITY CONTROL DATA

Project: FORT SMITH, AR
Pace Project No.: 60174754

QC Batch: WETA/30463 | Analysis Method: EPA 353.2
QC Batch Method: EPA 353.2 | Analysis Description: 353.2 Nitrate + Nitrite, Unpres.

Associated Lab Samples: 60174754002, 60174754003, 60174754005, 60174754006, 60174754007, 60174754008, 60174754009, 60174754011, 60174754012, 60174754013, 60174754014, 60174754016, 60174754017, 60174754018, 60174754019, 60174754024, 60174754027, 60174754029, 60174754036

METHOD BLANK: 1419075 | Matrix: Water

Associated Lab Samples: 60174754002, 60174754003, 60174754005, 60174754006, 60174754007, 60174754008, 60174754009, 60174754011, 60174754012, 60174754013, 60174754014, 60174754016, 60174754017, 60174754018, 60174754019, 60174754024, 60174754027, 60174754029, 60174754036

Parameter	Units	Blank Result	Reporting Limit	Analyzed	Qualifiers
Nitrogen, Nitrate	mg/L	ND	0.10	08/01/14 08:17	
Nitrogen, Nitrite	mg/L	ND	0.10	08/01/14 08:17	
Nitrogen, NO2 plus NO3	mg/L	ND	0.10	08/01/14 08:17	

LABORATORY CONTROL SAMPLE: 1419076

Parameter	Units	Spike Conc.	LCS Result	LCS % Rec	% Rec Limits	Qualifiers
Nitrogen, Nitrate	mg/L	1.6	1.7	107	85-115	
Nitrogen, Nitrite	mg/L	.4	0.38	96	90-110	
Nitrogen, NO2 plus NO3	mg/L	2	2.1	105	90-110	

MATRIX SPIKE SAMPLE: 1419077

Parameter	Units	60174754002 Result	Spike Conc.	MS Result	MS % Rec	% Rec Limits	Qualifiers
Nitrogen, Nitrate	mg/L	0.85	1.6	2.6	107	85-115	
Nitrogen, Nitrite	mg/L	ND	.4	0.43	109	90-110	
Nitrogen, NO2 plus NO3	mg/L	0.85	2	3.0	107	90-110	

MATRIX SPIKE SAMPLE: 1419081

Parameter	Units	60174754012 Result	Spike Conc.	MS Result	MS % Rec	% Rec Limits	Qualifiers
Nitrogen, Nitrate	mg/L	2.8	1.6	4.2	87	85-115	
Nitrogen, Nitrite	mg/L	ND	.4	0.43	107	90-110	
Nitrogen, NO2 plus NO3	mg/L	2.8	2	4.6	91	90-110	

SAMPLE DUPLICATE: 1419082

Parameter	Units	60174754019 Result	Dup Result	RPD	Max RPD	Qualifiers
Nitrogen, Nitrate	mg/L	0.77	0.77	0	20	
Nitrogen, Nitrite	mg/L	ND	ND		20	
Nitrogen, NO2 plus NO3	mg/L	0.77	0.77	0	20	

Results presented on this page are in the units indicated by the "Units" column except where an alternate unit is presented to the right of the result.

REPORT OF LABORATORY ANALYSIS

This report shall not be reproduced, except in full,
without the written consent of Pace Analytical Services, Inc..

Pace Analytical Services, Inc.
9608 Loiret Blvd.
Lenexa, KS 66219
(913)599-5665

QUALITY CONTROL DATA

Project: FORT SMITH, AR
Pace Project No.: 60174754

QC Batch: WETA/5733 | Analysis Method: SM 4500-NH3 D
QC Batch Method: SM 4500-NH3 D | Analysis Description: 4500 Ammonia
Associated Lab Samples: 60174754016

METHOD BLANK: 91296 | Matrix: Water
Associated Lab Samples: 60174754016

Parameter	Units	Blank Result	Reporting Limit	Analyzed	Qualifiers
Nitrogen, Ammonia	mg/L	ND	0.10	08/15/14 10:31	

LABORATORY CONTROL SAMPLE: 91297

Parameter	Units	Spike Conc.	LCS Result	LCS % Rec	% Rec Limits	Qualifiers
Nitrogen, Ammonia	mg/L	10	10.4	104	80-120	

MATRIX SPIKE & MATRIX SPIKE DUPLICATE: 91298 91299

Parameter	Units	7517772001 Result	MS Spike Conc.	MSD Spike Conc.	MS Result	MSD Result	MS % Rec	MSD % Rec	% Rec Limits	RPD	Max RPD	Qual
Nitrogen, Ammonia	mg/L	0.40	10	10	8.0	9.8	76	94	80-120	20	20	M1

SAMPLE DUPLICATE: 91330

Parameter	Units	7517805001 Result	Dup Result	RPD	Max RPD	Qualifiers
Nitrogen, Ammonia	mg/L	1.3	1.3	0	20	

Results presented on this page are in the units indicated by the "Units" column except where an alternate unit is presented to the right of the result.

REPORT OF LABORATORY ANALYSIS

This report shall not be reproduced, except in full,
without the written consent of Pace Analytical Services, Inc..

Pace Analytical Services, Inc.
9608 Loiret Blvd.
Lenexa, KS 66219
(913)599-5665

QUALITY CONTROL DATA

Project: FORT SMITH, AR
Pace Project No.: 60174754

QC Batch: WETA/5730
QC Batch Method: SM 5310C
Analysis Method: SM 5310C
Analysis Description: 5310C Total Organic Carbon
Associated Lab Samples: 60174754016

METHOD BLANK: 91239
Matrix: Water
Associated Lab Samples: 60174754016

Parameter	Units	Blank Result	Reporting Limit	Analyzed	Qualifiers
Total Organic Carbon	mg/L	ND	0.50	08/15/14 12:27	

LABORATORY CONTROL SAMPLE: 91240

Parameter	Units	Spike Conc.	LCS Result	LCS % Rec	% Rec Limits	Qualifiers
Total Organic Carbon	mg/L	10	10.1	101	90-110	

MATRIX SPIKE & MATRIX SPIKE DUPLICATE: 91241 91242

Parameter	Units	7517879001 Result	MS Spike Conc.	MSD Spike Conc.	MS Result	MSD Result	MS % Rec	MSD % Rec	% Rec Limits	RPD	Max RPD	Qual
Total Organic Carbon	mg/L	3.8	10.1	10.1	14.9	16.0	109	120	80-120	7	20	

Results presented on this page are in the units indicated by the "Units" column except where an alternate unit is presented to the right of the result.

This report shall not be reproduced, except in full,
without the written consent of Pace Analytical Services, Inc..

Pace Analytical Services, Inc.
9608 Loiret Blvd.
Lenexa, KS 66219
(913)599-5665

QUALITY CONTROL DATA

Project: FORT SMITH, AR
Pace Project No.: 60174754

QC Batch: WETA/30578 | Analysis Method: SM 5310C
QC Batch Method: SM 5310C | Analysis Description: 5310C Total Organic Carbon
Associated Lab Samples: 60174754001, 60174754002, 60174754003, 60174754005, 60174754006, 60174754007, 60174754008, 60174754009, 60174754011, 60174754012, 60174754013, 60174754014, 60174754015, 60174754017, 60174754018, 60174754019, 60174754021, 60174754022, 60174754023, 60174754024

METHOD BLANK: 1424107 | Matrix: Water
Associated Lab Samples: 60174754001, 60174754002, 60174754003, 60174754005, 60174754006, 60174754007

Parameter	Units	Blank Result	Reporting Limit	Analyzed	Qualifiers
Total Organic Carbon	mg/L	ND	1.0	08/12/14 13:14	

METHOD BLANK: 1424569 | Matrix: Water
Associated Lab Samples: 60174754008, 60174754009, 60174754011, 60174754012, 60174754013, 60174754014, 60174754015, 60174754017, 60174754018, 60174754019, 60174754021, 60174754022, 60174754023, 60174754024

Parameter	Units	Blank Result	Reporting Limit	Analyzed	Qualifiers
Total Organic Carbon	mg/L	ND	1.0	08/13/14 07:57	

LABORATORY CONTROL SAMPLE: 1424108

Parameter	Units	Spike Conc.	LCS Result	LCS % Rec	% Rec Limits	Qualifiers
Total Organic Carbon	mg/L	5	4.7	94	80-120	

LABORATORY CONTROL SAMPLE: 1424570

Parameter	Units	Spike Conc.	LCS Result	LCS % Rec	% Rec Limits	Qualifiers
Total Organic Carbon	mg/L	5	5.2	105	80-120	

MATRIX SPIKE SAMPLE: 1424110

Parameter	Units	60174754012 Result	Spike Conc.	MS Result	MS % Rec	% Rec Limits	Qualifiers
Total Organic Carbon	mg/L	ND	5	4.9	94	80-120	

SAMPLE DUPLICATE: 1424109

Parameter	Units	60174754002 Result	Dup Result	RPD	Max RPD	Qualifiers
Total Organic Carbon	mg/L	ND	ND		25	

Results presented on this page are in the units indicated by the "Units" column except where an alternate unit is presented to the right of the result.

REPORT OF LABORATORY ANALYSIS

This report shall not be reproduced, except in full,
without the written consent of Pace Analytical Services, Inc..

Pace Analytical Services, Inc.
9608 Loiret Blvd.
Lenexa, KS 66219
(913)599-5665

QUALITY CONTROL DATA

Project: FORT SMITH, AR
Pace Project No.: 60174754

QC Batch: WETA/30583 | Analysis Method: SM 5310C
QC Batch Method: SM 5310C | Analysis Description: 5310C Total Organic Carbon
Associated Lab Samples: 60174754027, 60174754029, 60174754036

METHOD BLANK: 1424576 | Matrix: Water
Associated Lab Samples: 60174754027, 60174754029, 60174754036

Parameter	Units	Blank Result	Reporting Limit	Analyzed	Qualifiers
Total Organic Carbon	mg/L	ND	1.0	08/13/14 14:26	

LABORATORY CONTROL SAMPLE: 1424577

Parameter	Units	Spike Conc.	LCS Result	LCS % Rec	% Rec Limits	Qualifiers
Total Organic Carbon	mg/L	5	5.3	106	80-120	

MATRIX SPIKE SAMPLE: 1424579

Parameter	Units	60174754029 Result	Spike Conc.	MS Result	MS % Rec	% Rec Limits	Qualifiers
Total Organic Carbon	mg/L	0.73J	5	7.3	131	80-120	M1

SAMPLE DUPLICATE: 1424578

Parameter	Units	60174754027 Result	Dup Result	RPD	Max RPD	Qualifiers
Total Organic Carbon	mg/L	3.1	3.1	2	25	

Results presented on this page are in the units indicated by the "Units" column except where an alternate unit is presented to the right of the result.

This report shall not be reproduced, except in full,
without the written consent of Pace Analytical Services, Inc..

Pace Analytical Services, Inc.
9608 Loiret Blvd.
Lenexa, KS 66219
(913)599-5665

QUALITY CONTROL DATA

Project: FORT SMITH, AR
Pace Project No.: 60174754

QC Batch: WETA/5683 — Analysis Method: SM 4500-P E
QC Batch Method: SM4500-P B — Analysis Description: SM4500P-E, Total Phosphorus
Associated Lab Samples: 60174754001, 60174754002, 60174754003, 60174754005, 60174754006, 60174754007, 60174754008, 60174754009, 60174754011, 60174754012, 60174754013, 60174754014, 60174754015, 60174754016, 60174754017, 60174754018, 60174754019, 60174754021, 60174754022, 60174754023

METHOD BLANK: 90183 — Matrix: Water
Associated Lab Samples: 60174754001, 60174754002, 60174754003, 60174754005, 60174754006, 60174754007, 60174754008, 60174754009, 60174754011, 60174754012, 60174754013, 60174754014, 60174754015, 60174754016, 60174754017, 60174754018, 60174754019, 60174754021, 60174754022, 60174754023

Parameter	Units	Blank Result	Reporting Limit	Analyzed	Qualifiers
Phosphate as P04	mg/L	ND	0.030	08/08/14 11:09	

LABORATORY CONTROL SAMPLE: 90184

Parameter	Units	Spike Conc.	LCS Result	LCS % Rec	% Rec Limits	Qualifiers
Phosphate as P04	mg/L	1.5	1.5	100	80-120	

MATRIX SPIKE & MATRIX SPIKE DUPLICATE: 90185 — 90186

Parameter	Units	60174754001 Result	MS Spike Conc.	MSD Spike Conc.	MS Result	MSD Result	MS % Rec	MSD % Rec	% Rec Limits	RPD	Max RPD	Qual
Phosphate as P04	mg/L	ND	1.5	1.5	1.5	1.6	100	106	80-120	6	20	

MATRIX SPIKE & MATRIX SPIKE DUPLICATE: 90189 — 90190

Parameter	Units	60174754012 Result	MS Spike Conc.	MSD Spike Conc.	MS Result	MSD Result	MS % Rec	MSD % Rec	% Rec Limits	RPD	Max RPD	Qual
Phosphate as P04	mg/L	ND	1.5	1.5	1.6	1.7	104	109	80-120	4	20	

Results presented on this page are in the units indicated by the "Units" column except where an alternate unit is presented to the right of the result.

This report shall not be reproduced, except in full,
without the written consent of Pace Analytical Services, Inc..

Pace Analytical Services, Inc.
9608 Loiret Blvd.
Lenexa, KS 66219
(913)599-5665

QUALITY CONTROL DATA

Project: FORT SMITH, AR
Pace Project No.: 60174754

QC Batch: WETA/5685 — Analysis Method: SM 4500-P E
QC Batch Method: SM4500-P B — Analysis Description: SM4500P-E, Total Phosphorus
Associated Lab Samples: 60174754024, 60174754027, 60174754029, 60174754036

METHOD BLANK: 90214 — Matrix: Water
Associated Lab Samples: 60174754024, 60174754027, 60174754029, 60174754036

Parameter	Units	Blank Result	Reporting Limit	Analyzed	Qualifiers
Phosphate as P04	mg/L	ND	0.030	08/08/14 13:39	

LABORATORY CONTROL SAMPLE: 90215

Parameter	Units	Spike Conc.	LCS Result	LCS % Rec	% Rec Limits	Qualifiers
Phosphate as P04	mg/L	1.5	1.6	102	80-120	

MATRIX SPIKE & MATRIX SPIKE DUPLICATE: 90220 — 90221

Parameter	Units	60174754024 Result	MS Spike Conc.	MSD Spike Conc.	MS Result	MSD Result	MS % Rec	MSD % Rec	% Rec Limits	RPD	Max RPD	Qual
Phosphate as P04	mg/L	0.17	1.5	1.5	1.6	1.7	95	102	80-120	6	20	

MATRIX SPIKE & MATRIX SPIKE DUPLICATE: 90222 — 90223

Parameter	Units	1236849001 Result	MS Spike Conc.	MSD Spike Conc.	MS Result	MSD Result	MS % Rec	MSD % Rec	% Rec Limits	RPD	Max RPD	Qual
Phosphate as P04	mg/L	0.049	1.5	1.5	1.6	1.7	104	106	80-120	2	20	

Results presented on this page are in the units indicated by the "Units" column except where an alternate unit is presented to the right of the result.

This report shall not be reproduced, except in full,
without the written consent of Pace Analytical Services, Inc..

Pace Analytical Services, Inc.
9608 Loiret Blvd.
Lenexa, KS 66219
(913)599-5665

QUALIFIERS

Project: FORT SMITH, AR
Pace Project No.: 60174754

DEFINITIONS

DF - Dilution Factor, if reported, represents the factor applied to the reported data due to changes in sample preparation, dilution of the sample aliquot, or moisture content.
ND - Not Detected at or above adjusted reporting limit.
J - Estimated concentration above the adjusted method detection limit and below the adjusted reporting limit.
MDL - Adjusted Method Detection Limit.
PQL - Practical Quantitation Limit.
RL - Reporting Limit.
S - Surrogate
1,2-Diphenylhydrazine (8270 listed analyte) decomposes to Azobenzene.
Consistent with EPA guidelines, unrounded data are displayed and have been used to calculate % recovery and RPD values.
LCS(D) - Laboratory Control Sample (Duplicate)
MS(D) - Matrix Spike (Duplicate)
DUP - Sample Duplicate
RPD - Relative Percent Difference
NC - Not Calculable.
SG - Silica Gel - Clean-Up
U - Indicates the compound was analyzed for, but not detected.
N-Nitrosodiphenylamine decomposes and cannot be separated from Diphenylamine using Method 8270. The result reported for each analyte is a combined concentration.
Pace Analytical is TNI accredited. Contact your Pace PM for the current list of accredited analytes.
TNI - The NELAC Institute.

LABORATORIES

PASI-D	Pace Analytical Services - Dallas
PASI-K	Pace Analytical Services - Kansas City

BATCH QUALIFIERS

Batch: MSV/63346
[M5] A matrix spike/matrix spike duplicate was not performed for this batch due to insufficient sample volume.
Batch: MSV/63355
[M5] A matrix spike/matrix spike duplicate was not performed for this batch due to insufficient sample volume.
Batch: MSV/63362
[M5] A matrix spike/matrix spike duplicate was not performed for this batch due to insufficient sample volume.
Batch: MSV/63363
[M5] A matrix spike/matrix spike duplicate was not performed for this batch due to insufficient sample volume.
Batch: MSV/63379
[M5] A matrix spike/matrix spike duplicate was not performed for this batch due to insufficient sample volume.

ANALYTE QUALIFIERS

1e	Field pH
H6	Analysis initiated outside of the 15 minute EPA recommended holding time.
M1	Matrix spike recovery exceeded QC limits. Batch accepted based on laboratory control sample (LCS) recovery.

This report shall not be reproduced, except in full,
without the written consent of Pace Analytical Services, Inc..

Pace Analytical Services, Inc.
9608 Loiret Blvd.
Lenexa, KS 66219
(913)599-5665

QUALITY CONTROL DATA CROSS REFERENCE TABLE

Project: FORT SMITH, AR
Pace Project No.: 60174754

Lab ID	Sample ID	QC Batch Method	QC Batch	Analytical Method	Analytical Batch
60174754001	**MW-22-201407**	EPA 8015 - Alcohol	GCSV/2829		
60174754002	**ITMW-2-201407**	EPA 8015 - Alcohol	GCSV/2829		
60174754003	**ITMW-1-201407**	EPA 8015 - Alcohol	GCSV/2829		
60174754005	**ITMW-17-201407**	EPA 8015 - Alcohol	GCSV/2829		
60174754006	**ITMW-13-201407**	EPA 8015 - Alcohol	GCSV/2829		
60174754007	**MW-26-201407**	EPA 8015 - Alcohol	GCSV/2829		
60174754008	**ITMW-20-201407**	EPA 8015 - Alcohol	GCSV/2829		
60174754009	**ITMW-9-201407**	EPA 8015 - Alcohol	GCSV/2829		
60174754011	**ITMW-10-201407**	EPA 8015 - Alcohol	GCSV/2829		
60174754012	**ITMW-7-201407**	EPA 8015 - Alcohol	GCSV/2829		
60174754013	**ITMW-6-201407**	EPA 8015 - Alcohol	GCSV/2829		
60174754014	**MW-35R-201407**	EPA 8015 - Alcohol	GCSV/2829		
60174754015	**MW-31-201407**	EPA 8015 - Alcohol	GCSV/2829		
60174754016	**MW-27-201407**	EPA 8015 - Alcohol	GCSV/2829		
60174754017	**MW-29-201407**	EPA 8015 - Alcohol	GCSV/2829		
60174754018	**ITMW-14-201407**	EPA 8015 - Alcohol	GCSV/2829		
60174754019	**ITMW-15-201407**	EPA 8015 - Alcohol	GCSV/2829		
60174754021	**MW-41-201407**	EPA 8015 - Alcohol	GCSV/2829		
60174754022	**IW-80-201407**	EPA 8015 - Alcohol	GCSV/2831		
60174754023	**MW-65-201407**	EPA 8015 - Alcohol	GCSV/2831		
60174754024	**ITMW-21-201407**	EPA 8015 - Alcohol	GCSV/2831		
60174754027	**ITMW-16-201407**	EPA 8015 - Alcohol	GCSV/2831		
60174754029	**MW-28-201407**	EPA 8015 - Alcohol	GCSV/2831		
60174754036	**ITMW-4-201407**	EPA 8015 - Alcohol	GCSV/2831		
60174754001	**MW-22-201407**	EPA 3010	MPRP/28327	EPA 6010	ICP/21389
60174754002	**ITMW-2-201407**	EPA 3010	MPRP/28327	EPA 6010	ICP/21389
60174754003	**ITMW-1-201407**	EPA 3010	MPRP/28327	EPA 6010	ICP/21389
60174754005	**ITMW-17-201407**	EPA 3010	MPRP/28327	EPA 6010	ICP/21389
60174754006	**ITMW-13-201407**	EPA 3010	MPRP/28327	EPA 6010	ICP/21389
60174754007	**MW-26-201407**	EPA 3010	MPRP/28327	EPA 6010	ICP/21389
60174754008	**ITMW-20-201407**	EPA 3010	MPRP/28327	EPA 6010	ICP/21389
60174754009	**ITMW-9-201407**	EPA 3010	MPRP/28327	EPA 6010	ICP/21389
60174754011	**ITMW-10-201407**	EPA 3010	MPRP/28327	EPA 6010	ICP/21389
60174754012	**ITMW-7-201407**	EPA 3010	MPRP/28327	EPA 6010	ICP/21389
60174754013	**ITMW-6-201407**	EPA 3010	MPRP/28327	EPA 6010	ICP/21389
60174754014	**MW-35R-201407**	EPA 3010	MPRP/28327	EPA 6010	ICP/21389
60174754015	**MW-31-201407**	EPA 3010	MPRP/28327	EPA 6010	ICP/21389
60174754016	**MW-27-201407**	EPA 3010	MPRP/28327	EPA 6010	ICP/21389
60174754017	**MW-29-201407**	EPA 3010	MPRP/28327	EPA 6010	ICP/21389
60174754018	**ITMW-14-201407**	EPA 3010	MPRP/28327	EPA 6010	ICP/21389
60174754019	**ITMW-15-201407**	EPA 3010	MPRP/28327	EPA 6010	ICP/21389
60174754021	**MW-41-201407**	EPA 3010	MPRP/28327	EPA 6010	ICP/21389
60174754022	**IW-80-201407**	EPA 3010	MPRP/28327	EPA 6010	ICP/21389
60174754023	**MW-65-201407**	EPA 3010	MPRP/28327	EPA 6010	ICP/21389
60174754024	**ITMW-21-201407**	EPA 3010	MPRP/28342	EPA 6010	ICP/21403
60174754027	**ITMW-16-201407**	EPA 3010	MPRP/28342	EPA 6010	ICP/21403
60174754029	**MW-28-201407**	EPA 3010	MPRP/28342	EPA 6010	ICP/21403

This report shall not be reproduced, except in full,
without the written consent of Pace Analytical Services, Inc..

Pace Analytical Services, Inc.
9608 Loiret Blvd.
Lenexa, KS 66219
(913)599-5665

QUALITY CONTROL DATA CROSS REFERENCE TABLE

Project: FORT SMITH, AR
Pace Project No.: 60174754

Lab ID	Sample ID	QC Batch Method	QC Batch	Analytical Method	Analytical Batch
60174754036	**ITMW-4-201407**	EPA 3010	MPRP/28342	EPA 6010	ICP/21403
60174754001	**MW-22-201407**	EPA 5030B/8260	MSV/63348		
60174754002	**ITMW-2-201407**	EPA 5030B/8260	MSV/63348		
60174754003	**ITMW-1-201407**	EPA 5030B/8260	MSV/63348		
60174754004	**DUP-5-201407**	EPA 5030B/8260	MSV/63355		
60174754005	**ITMW-17-201407**	EPA 5030B/8260	MSV/63355		
60174754005	**ITMW-17-201407**	EPA 5030B/8260	MSV/63363		
60174754006	**ITMW-13-201407**	EPA 5030B/8260	MSV/63355		
60174754007	**MW-26-201407**	EPA 5030B/8260	MSV/63355		
60174754008	**ITMW-20-201407**	EPA 5030B/8260	MSV/63355		
60174754009	**ITMW-9-201407**	EPA 5030B/8260	MSV/63355		
60174754010	**DUP-6-201407**	EPA 5030B/8260	MSV/63355		
60174754011	**ITMW-10-201407**	EPA 5030B/8260	MSV/63355		
60174754011	**ITMW-10-201407**	EPA 5030B/8260	MSV/63363		
60174754012	**ITMW-7-201407**	EPA 5030B/8260	MSV/63356		
60174754013	**ITMW-6-201407**	EPA 5030B/8260	MSV/63356		
60174754015	**MW-31-201407**	EPA 5030B/8260	MSV/63356		
60174754016	**MW-27-201407**	EPA 5030B/8260	MSV/63356		
60174754017	**MW-29-201407**	EPA 5030B/8260	MSV/63356		
60174754018	**ITMW-14-201407**	EPA 5030B/8260	MSV/63356		
60174754019	**ITMW-15-201407**	EPA 5030B/8260	MSV/63356		
60174754019	**ITMW-15-201407**	EPA 5030B/8260	MSV/63363		
60174754020	**DUP-4-201407**	EPA 5030B/8260	MSV/63356		
60174754020	**DUP-4-201407**	EPA 5030B/8260	MSV/63363		
60174754021	**MW-41-201407**	EPA 5030B/8260	MSV/63356		
60174754021	**MW-41-201407**	EPA 5030B/8260	MSV/63363		
60174754024	**ITMW-21-201407**	EPA 5030B/8260	MSV/63356		
60174754025	**DUP-3-201407**	EPA 5030B/8260	MSV/63356		
60174754026	**DUP-2-201407**	EPA 5030B/8260	MSV/63356		
60174754026	**DUP-2-201407**	EPA 5030B/8260	MSV/63363		
60174754027	**ITMW-16-201407**	EPA 5030B/8260	MSV/63356		
60174754028	**DUP-1-201407**	EPA 5030B/8260	MSV/63356		
60174754028	**DUP-1-201407**	EPA 5030B/8260	MSV/63363		
60174754029	**MW-28-201407**	EPA 5030B/8260	MSV/63356		
60174754030	**TB6-20140730**	EPA 5030B/8260	MSV/63356		
60174754031	**TB7-20140730**	EPA 5030B/8260	MSV/63356		
60174754032	**TB8-20140730**	EPA 5030B/8260	MSV/63356		
60174754033	**TB4-20140730**	EPA 5030B/8260	MSV/63363		
60174754034	**TB5-20140730**	EPA 5030B/8260	MSV/63379		
60174754035	**TB9-20140730**	EPA 5030B/8260	MSV/63379		

This report shall not be reproduced, except in full,
without the written consent of Pace Analytical Services, Inc..

Pace Analytical Services, Inc.
9608 Loiret Blvd.
Lenexa, KS 66219
(913)599-5665

QUALITY CONTROL DATA CROSS REFERENCE TABLE

Project: FORT SMITH, AR
Pace Project No.: 60174754

Lab ID	Sample ID	QC Batch Method	QC Batch	Analytical Method	Analytical Batch
60174754036	**ITMW-4-201407**	EPA 5030B/8260	MSV/63379		
60174754037	**EB-1-201407**	EPA 5030B/8260	MSV/63379		
60174754038	**EB-3-201407**	EPA 5030B/8260	MSV/63379		
60174754039	**EB-2-201407**	EPA 5030B/8260	MSV/63379		
60174754014	**MW-35R-201407**	EPA 5030B/8260	MSV/63346		
60174754022	**IW-80-201407**	EPA 5030B/8260	MSV/63346		
60174754023	**MW-65-201407**	EPA 5030B/8260	MSV/63362		
60174754001	**MW-22-201407**	SM 2320B	WET/49471		
60174754002	**ITMW-2-201407**	SM 2320B	WET/49471		
60174754003	**ITMW-1-201407**	SM 2320B	WET/49471		
60174754005	**ITMW-17-201407**	SM 2320B	WET/49471		
60174754006	**ITMW-13-201407**	SM 2320B	WET/49471		
60174754007	**MW-26-201407**	SM 2320B	WET/49471		
60174754008	**ITMW-20-201407**	SM 2320B	WET/49471		
60174754009	**ITMW-9-201407**	SM 2320B	WET/49471		
60174754011	**ITMW-10-201407**	SM 2320B	WET/49471		
60174754012	**ITMW-7-201407**	SM 2320B	WET/49471		
60174754013	**ITMW-6-201407**	SM 2320B	WET/49471		
60174754014	**MW-35R-201407**	SM 2320B	WET/49471		
60174754015	**MW-31-201407**	SM 2320B	WET/49471		
60174754016	**MW-27-201407**	SM 2320B	WET/49471		
60174754017	**MW-29-201407**	SM 2320B	WET/49471		
60174754018	**ITMW-14-201407**	SM 2320B	WET/49488		
60174754019	**ITMW-15-201407**	SM 2320B	WET/49488		
60174754021	**MW-41-201407**	SM 2320B	WET/49488		
60174754022	**IW-80-201407**	SM 2320B	WET/49488		
60174754023	**MW-65-201407**	SM 2320B	WET/49488		
60174754024	**ITMW-21-201407**	SM 2320B	WET/49488		
60174754027	**ITMW-16-201407**	SM 2320B	WET/49488		
60174754029	**MW-28-201407**	SM 2320B	WET/49488		
60174754036	**ITMW-4-201407**	SM 2320B	WET/49488		
60174754001	**MW-22-201407**	SM 3500-Fe B#4	WET/49542		
60174754002	**ITMW-2-201407**	SM 3500-Fe B#4	WET/49542		
60174754003	**ITMW-1-201407**	SM 3500-Fe B#4	WET/49542		
60174754005	**ITMW-17-201407**	SM 3500-Fe B#4	WET/49542		
60174754006	**ITMW-13-201407**	SM 3500-Fe B#4	WET/49542		
60174754007	**MW-26-201407**	SM 3500-Fe B#4	WET/49542		
60174754008	**ITMW-20-201407**	SM 3500-Fe B#4	WET/49542		
60174754009	**ITMW-9-201407**	SM 3500-Fe B#4	WET/49542		
60174754011	**ITMW-10-201407**	SM 3500-Fe B#4	WET/49542		
60174754012	**ITMW-7-201407**	SM 3500-Fe B#4	WET/49542		
60174754013	**ITMW-6-201407**	SM 3500-Fe B#4	WET/49542		
60174754014	**MW-35R-201407**	SM 3500-Fe B#4	WET/49542		
60174754015	**MW-31-201407**	SM 3500-Fe B#4	WET/49542		
60174754016	**MW-27-201407**	SM 3500-Fe B#4	WET/49546		
60174754017	**MW-29-201407**	SM 3500-Fe B#4	WET/49546		

This report shall not be reproduced, except in full,
without the written consent of Pace Analytical Services, Inc..

Pace Analytical Services, Inc.
9608 Loiret Blvd.
Lenexa, KS 66219
(913)599-5665

QUALITY CONTROL DATA CROSS REFERENCE TABLE

Project: FORT SMITH, AR
Pace Project No.: 60174754

Lab ID	Sample ID	QC Batch Method	QC Batch	Analytical Method	Analytical Batch
60174754018	**ITMW-14-201407**	SM 3500-Fe B#4	WET/49546		
60174754019	**ITMW-15-201407**	SM 3500-Fe B#4	WET/49546		
60174754021	**MW-41-201407**	SM 3500-Fe B#4	WET/49546		
60174754022	**IW-80-201407**	SM 3500-Fe B#4	WET/49546		
60174754023	**MW-65-201407**	SM 3500-Fe B#4	WET/49546		
60174754024	**ITMW-21-201407**	SM 3500-Fe B#4	WET/49546		
60174754027	**ITMW-16-201407**	SM 3500-Fe B#4	WET/49546		
60174754029	**MW-28-201407**	SM 3500-Fe B#4	WET/49546		
60174754036	**ITMW-4-201407**	SM 3500-Fe B#4	WET/49546		
60174754001	**MW-22-201407**	SM 4500-H+B	WET/49543		
60174754002	**ITMW-2-201407**	SM 4500-H+B	WET/49543		
60174754003	**ITMW-1-201407**	SM 4500-H+B	WET/49543		
60174754005	**ITMW-17-201407**	SM 4500-H+B	WET/49544		
60174754006	**ITMW-13-201407**	SM 4500-H+B	WET/49543		
60174754007	**MW-26-201407**	SM 4500-H+B	WET/49543		
60174754008	**ITMW-20-201407**	SM 4500-H+B	WET/49543		
60174754009	**ITMW-9-201407**	SM 4500-H+B	WET/49544		
60174754011	**ITMW-10-201407**	SM 4500-H+B	WET/49544		
60174754012	**ITMW-7-201407**	SM 4500-H+B	WET/49544		
60174754013	**ITMW-6-201407**	SM 4500-H+B	WET/49543		
60174754014	**MW-35R-201407**	SM 4500-H+B	WET/49543		
60174754015	**MW-31-201407**	SM 4500-H+B	WET/49543		
60174754016	**MW-27-201407**	SM 4500-H+B	WET/49543		
60174754017	**MW-29-201407**	SM 4500-H+B	WET/49543		
60174754018	**ITMW-14-201407**	SM 4500-H+B	WET/49543		
60174754019	**ITMW-15-201407**	SM 4500-H+B	WET/49544		
60174754021	**MW-41-201407**	SM 4500-H+B	WET/49543		
60174754022	**IW-80-201407**	SM 4500-H+B	WET/49543		
60174754023	**MW-65-201407**	SM 4500-H+B	WET/49543		
60174754024	**ITMW-21-201407**	SM 4500-H+B	WET/49544		
60174754027	**ITMW-16-201407**	SM 4500-H+B	WET/49544		
60174754029	**MW-28-201407**	SM 4500-H+B	WET/49543		
60174754036	**ITMW-4-201407**	SM 4500-H+B	WET/49544		
60174754001	**MW-22-201407**	SM 4500-S-2 D	WET/49400		
60174754002	**ITMW-2-201407**	SM 4500-S-2 D	WET/49426		
60174754003	**ITMW-1-201407**	SM 4500-S-2 D	WET/49426		
60174754005	**ITMW-17-201407**	SM 4500-S-2 D	WET/49426		
60174754006	**ITMW-13-201407**	SM 4500-S-2 D	WET/49426		
60174754007	**MW-26-201407**	SM 4500-S-2 D	WET/49426		
60174754008	**ITMW-20-201407**	SM 4500-S-2 D	WET/49426		
60174754009	**ITMW-9-201407**	SM 4500-S-2 D	WET/49426		
60174754011	**ITMW-10-201407**	SM 4500-S-2 D	WET/49426		
60174754012	**ITMW-7-201407**	SM 4500-S-2 D	WET/49426		

This report shall not be reproduced, except in full,
without the written consent of Pace Analytical Services, Inc..

Pace Analytical Services, Inc.
9608 Loiret Blvd.
Lenexa, KS 66219
(913)599-5665

QUALITY CONTROL DATA CROSS REFERENCE TABLE

Project: FORT SMITH, AR
Pace Project No.: 60174754

Lab ID	Sample ID	QC Batch Method	QC Batch	Analytical Method	Analytical Batch
60174754013	**ITMW-6-201407**	SM 4500-S-2 D	WET/49426		
60174754014	**MW-35R-201407**	SM 4500-S-2 D	WET/49426		
60174754015	**MW-31-201407**	SM 4500-S-2 D	WET/49426		
60174754016	**MW-27-201407**	SM 4500-S-2 D	WET/49426		
60174754017	**MW-29-201407**	SM 4500-S-2 D	WET/49426		
60174754018	**ITMW-14-201407**	SM 4500-S-2 D	WET/49426		
60174754019	**ITMW-15-201407**	SM 4500-S-2 D	WET/49426		
60174754021	**MW-41-201407**	SM 4500-S-2 D	WET/49426		
60174754022	**IW-80-201407**	SM 4500-S-2 D	WET/49426		
60174754023	**MW-65-201407**	SM 4500-S-2 D	WET/49426		
60174754024	**ITMW-21-201407**	SM 4500-S-2 D	WET/49426		
60174754027	**ITMW-16-201407**	SM 4500-S-2 D	WET/49428		
60174754029	**MW-28-201407**	SM 4500-S-2 D	WET/49428		
60174754036	**ITMW-4-201407**	SM 4500-S-2 D	WET/49428		
60174754001	**MW-22-201407**	EPA 300.0	WETA/30475		
60174754002	**ITMW-2-201407**	EPA 300.0	WETA/30475		
60174754003	**ITMW-1-201407**	EPA 300.0	WETA/30475		
60174754005	**ITMW-17-201407**	EPA 300.0	WETA/30475		
60174754006	**ITMW-13-201407**	EPA 300.0	WETA/30475		
60174754007	**MW-26-201407**	EPA 300.0	WETA/30475		
60174754008	**ITMW-20-201407**	EPA 300.0	WETA/30475		
60174754009	**ITMW-9-201407**	EPA 300.0	WETA/30475		
60174754011	**ITMW-10-201407**	EPA 300.0	WETA/30475		
60174754012	**ITMW-7-201407**	EPA 300.0	WETA/30475		
60174754013	**ITMW-6-201407**	EPA 300.0	WETA/30475		
60174754014	**MW-35R-201407**	EPA 300.0	WETA/30475		
60174754015	**MW-31-201407**	EPA 300.0	WETA/30475		
60174754016	**MW-27-201407**	EPA 300.0	WETA/30475		
60174754017	**MW-29-201407**	EPA 300.0	WETA/30475		
60174754018	**ITMW-14-201407**	EPA 300.0	WETA/30475		
60174754019	**ITMW-15-201407**	EPA 300.0	WETA/30475		
60174754021	**MW-41-201407**	EPA 300.0	WETA/30476		
60174754022	**IW-80-201407**	EPA 300.0	WETA/30476		
60174754023	**MW-65-201407**	EPA 300.0	WETA/30476		
60174754024	**ITMW-21-201407**	EPA 300.0	WETA/30476		
60174754027	**ITMW-16-201407**	EPA 300.0	WETA/30476		
60174754029	**MW-28-201407**	EPA 300.0	WETA/30476		
60174754036	**ITMW-4-201407**	EPA 300.0	WETA/30476		
60174754001	**MW-22-201407**	EPA 350.1	WETA/30496		
60174754002	**ITMW-2-201407**	EPA 350.1	WETA/30496		
60174754003	**ITMW-1-201407**	EPA 350.1	WETA/30496		
60174754005	**ITMW-17-201407**	EPA 350.1	WETA/30496		
60174754006	**ITMW-13-201407**	EPA 350.1	WETA/30496		
60174754007	**MW-26-201407**	EPA 350.1	WETA/30496		
60174754008	**ITMW-20-201407**	EPA 350.1	WETA/30496		
60174754009	**ITMW-9-201407**	EPA 350.1	WETA/30496		
60174754011	**ITMW-10-201407**	EPA 350.1	WETA/30496		

This report shall not be reproduced, except in full,
without the written consent of Pace Analytical Services, Inc..

Pace Analytical Services, Inc.
9608 Loiret Blvd.
Lenexa, KS 66219
(913)599-5665

QUALITY CONTROL DATA CROSS REFERENCE TABLE

Project: FORT SMITH, AR
Pace Project No.: 60174754

Lab ID	Sample ID	QC Batch Method	QC Batch	Analytical Method	Analytical Batch
60174754012	**ITMW-7-201407**	EPA 350.1	WETA/30496		
60174754013	**ITMW-6-201407**	EPA 350.1	WETA/30496		
60174754014	**MW-35R-201407**	EPA 350.1	WETA/30496		
60174754015	**MW-31-201407**	EPA 350.1	WETA/30496		
60174754017	**MW-29-201407**	EPA 350.1	WETA/30496		
60174754018	**ITMW-14-201407**	EPA 350.1	WETA/30496		
60174754019	**ITMW-15-201407**	EPA 350.1	WETA/30496		
60174754021	**MW-41-201407**	EPA 350.1	WETA/30496		
60174754022	**IW-80-201407**	EPA 350.1	WETA/30496		
60174754023	**MW-65-201407**	EPA 350.1	WETA/30496		
60174754024	**ITMW-21-201407**	EPA 350.1	WETA/30497		
60174754027	**ITMW-16-201407**	EPA 350.1	WETA/30497		
60174754029	**MW-28-201407**	EPA 350.1	WETA/30497		
60174754036	**ITMW-4-201407**	EPA 350.1	WETA/30497		
60174754001	**MW-22-201407**	EPA 353.2	WETA/30462		
60174754002	**ITMW-2-201407**	EPA 353.2	WETA/30463		
60174754003	**ITMW-1-201407**	EPA 353.2	WETA/30463		
60174754005	**ITMW-17-201407**	EPA 353.2	WETA/30463		
60174754006	**ITMW-13-201407**	EPA 353.2	WETA/30463		
60174754007	**MW-26-201407**	EPA 353.2	WETA/30463		
60174754008	**ITMW-20-201407**	EPA 353.2	WETA/30463		
60174754009	**ITMW-9-201407**	EPA 353.2	WETA/30463		
60174754011	**ITMW-10-201407**	EPA 353.2	WETA/30463		
60174754012	**ITMW-7-201407**	EPA 353.2	WETA/30463		
60174754013	**ITMW-6-201407**	EPA 353.2	WETA/30463		
60174754014	**MW-35R-201407**	EPA 353.2	WETA/30463		
60174754015	**MW-31-201407**	EPA 353.2	WETA/30462		
60174754016	**MW-27-201407**	EPA 353.2	WETA/30463		
60174754017	**MW-29-201407**	EPA 353.2	WETA/30463		
60174754018	**ITMW-14-201407**	EPA 353.2	WETA/30463		
60174754019	**ITMW-15-201407**	EPA 353.2	WETA/30463		
60174754021	**MW-41-201407**	EPA 353.2	WETA/30462		
60174754022	**IW-80-201407**	EPA 353.2	WETA/30462		
60174754023	**MW-65-201407**	EPA 353.2	WETA/30462		
60174754024	**ITMW-21-201407**	EPA 353.2	WETA/30463		
60174754027	**ITMW-16-201407**	EPA 353.2	WETA/30463		
60174754029	**MW-28-201407**	EPA 353.2	WETA/30463		
60174754036	**ITMW-4-201407**	EPA 353.2	WETA/30463		
60174754016	**MW-27-201407**	SM 4500-NH3 D	WETA/5733		
60174754001	**MW-22-201407**	SM 4500-CO2 D	WETA/30594		
60174754002	**ITMW-2-201407**	SM 4500-CO2 D	WETA/30594		
60174754003	**ITMW-1-201407**	SM 4500-CO2 D	WETA/30594		
60174754005	**ITMW-17-201407**	SM 4500-CO2 D	WETA/30594		
60174754006	**ITMW-13-201407**	SM 4500-CO2 D	WETA/30594		

This report shall not be reproduced, except in full,
without the written consent of Pace Analytical Services, Inc..

Pace Analytical Services, Inc.
9608 Loiret Blvd.
Lenexa, KS 66219
(913)599-5665

QUALITY CONTROL DATA CROSS REFERENCE TABLE

Project: FORT SMITH, AR
Pace Project No.: 60174754

Lab ID	Sample ID	QC Batch Method	QC Batch	Analytical Method	Analytical Batch
60174754007	**MW-26-201407**	SM 4500-CO2 D	WETA/30594		
60174754008	**ITMW-20-201407**	SM 4500-CO2 D	WETA/30594		
60174754009	**ITMW-9-201407**	SM 4500-CO2 D	WETA/30594		
60174754011	**ITMW-10-201407**	SM 4500-CO2 D	WETA/30594		
60174754012	**ITMW-7-201407**	SM 4500-CO2 D	WETA/30594		
60174754013	**ITMW-6-201407**	SM 4500-CO2 D	WETA/30594		
60174754014	**MW-35R-201407**	SM 4500-CO2 D	WETA/30594		
60174754015	**MW-31-201407**	SM 4500-CO2 D	WETA/30594		
60174754016	**MW-27-201407**	SM 4500-CO2 D	WETA/30594		
60174754017	**MW-29-201407**	SM 4500-CO2 D	WETA/30594		
60174754018	**ITMW-14-201407**	SM 4500-CO2 D	WETA/30594		
60174754019	**ITMW-15-201407**	SM 4500-CO2 D	WETA/30594		
60174754021	**MW-41-201407**	SM 4500-CO2 D	WETA/30594		
60174754022	**IW-80-201407**	SM 4500-CO2 D	WETA/30594		
60174754023	**MW-65-201407**	SM 4500-CO2 D	WETA/30594		
60174754024	**ITMW-21-201407**	SM 4500-CO2 D	WETA/30605		
60174754027	**ITMW-16-201407**	SM 4500-CO2 D	WETA/30605		
60174754029	**MW-28-201407**	SM 4500-CO2 D	WETA/30605		
60174754036	**ITMW-4-201407**	SM 4500-CO2 D	WETA/30605		
60174754001	**MW-22-201407**	SM 5310C	WETA/30578		
60174754002	**ITMW-2-201407**	SM 5310C	WETA/30578		
60174754003	**ITMW-1-201407**	SM 5310C	WETA/30578		
60174754005	**ITMW-17-201407**	SM 5310C	WETA/30578		
60174754006	**ITMW-13-201407**	SM 5310C	WETA/30578		
60174754007	**MW-26-201407**	SM 5310C	WETA/30578		
60174754008	**ITMW-20-201407**	SM 5310C	WETA/30578		
60174754009	**ITMW-9-201407**	SM 5310C	WETA/30578		
60174754011	**ITMW-10-201407**	SM 5310C	WETA/30578		
60174754012	**ITMW-7-201407**	SM 5310C	WETA/30578		
60174754013	**ITMW-6-201407**	SM 5310C	WETA/30578		
60174754014	**MW-35R-201407**	SM 5310C	WETA/30578		
60174754015	**MW-31-201407**	SM 5310C	WETA/30578		
60174754016	**MW-27-201407**	SM 5310C	WETA/5730		
60174754017	**MW-29-201407**	SM 5310C	WETA/30578		
60174754018	**ITMW-14-201407**	SM 5310C	WETA/30578		
60174754019	**ITMW-15-201407**	SM 5310C	WETA/30578		
60174754021	**MW-41-201407**	SM 5310C	WETA/30578		
60174754022	**IW-80-201407**	SM 5310C	WETA/30578		
60174754023	**MW-65-201407**	SM 5310C	WETA/30578		
60174754024	**ITMW-21-201407**	SM 5310C	WETA/30578		
60174754027	**ITMW-16-201407**	SM 5310C	WETA/30583		
60174754029	**MW-28-201407**	SM 5310C	WETA/30583		
60174754036	**ITMW-4-201407**	SM 5310C	WETA/30583		
60174754001	**MW-22-201407**	SM4500-P B	WETA/5683	SM 4500-P E	WETA/5684
60174754002	**ITMW-2-201407**	SM4500-P B	WETA/5683	SM 4500-P E	WETA/5684
60174754003	**ITMW-1-201407**	SM4500-P B	WETA/5683	SM 4500-P E	WETA/5684

This report shall not be reproduced, except in full,
without the written consent of Pace Analytical Services, Inc..

Pace Analytical Services, Inc.
9608 Loiret Blvd.
Lenexa, KS 66219
(913)599-5665

QUALITY CONTROL DATA CROSS REFERENCE TABLE

Project: FORT SMITH, AR
Pace Project No.: 60174754

Lab ID	Sample ID	QC Batch Method	QC Batch	Analytical Method	Analytical Batch
60174754005	**ITMW-17-201407**	SM4500-P B	WETA/5683	SM 4500-P E	WETA/5684
60174754006	**ITMW-13-201407**	SM4500-P B	WETA/5683	SM 4500-P E	WETA/5684
60174754007	**MW-26-201407**	SM4500-P B	WETA/5683	SM 4500-P E	WETA/5684
60174754008	**ITMW-20-201407**	SM4500-P B	WETA/5683	SM 4500-P E	WETA/5684
60174754009	**ITMW-9-201407**	SM4500-P B	WETA/5683	SM 4500-P E	WETA/5684
60174754011	**ITMW-10-201407**	SM4500-P B	WETA/5683	SM 4500-P E	WETA/5684
60174754012	**ITMW-7-201407**	SM4500-P B	WETA/5683	SM 4500-P E	WETA/5684
60174754013	**ITMW-6-201407**	SM4500-P B	WETA/5683	SM 4500-P E	WETA/5684
60174754014	**MW-35R-201407**	SM4500-P B	WETA/5683	SM 4500-P E	WETA/5684
60174754015	**MW-31-201407**	SM4500-P B	WETA/5683	SM 4500-P E	WETA/5684
60174754016	**MW-27-201407**	SM4500-P B	WETA/5683	SM 4500-P E	WETA/5684
60174754017	**MW-29-201407**	SM4500-P B	WETA/5683	SM 4500-P E	WETA/5684
60174754018	**ITMW-14-201407**	SM4500-P B	WETA/5683	SM 4500-P E	WETA/5684
60174754019	**ITMW-15-201407**	SM4500-P B	WETA/5683	SM 4500-P E	WETA/5684
60174754021	**MW-41-201407**	SM4500-P B	WETA/5683	SM 4500-P E	WETA/5684
60174754022	**IW-80-201407**	SM4500-P B	WETA/5683	SM 4500-P E	WETA/5684
60174754023	**MW-65-201407**	SM4500-P B	WETA/5683	SM 4500-P E	WETA/5684
60174754024	**ITMW-21-201407**	SM4500-P B	WETA/5685	SM 4500-P E	WETA/5686
60174754027	**ITMW-16-201407**	SM4500-P B	WETA/5685	SM 4500-P E	WETA/5686
60174754029	**MW-28-201407**	SM4500-P B	WETA/5685	SM 4500-P E	WETA/5686
60174754036	**ITMW-4-201407**	SM4500-P B	WETA/5685	SM 4500-P E	WETA/5686

This report shall not be reproduced, except in full,
without the written consent of Pace Analytical Services, Inc..

Pace Analytical
www.pacelabs.com

Sample Condition Upon Receipt

WO#: 60174754
60174754

Client Name: Environ

Optional
Proj Due Date:
Proj Name:

Courier: Fed Ex ☐ UPS ☐ USPS ☐ Client ☐ Commercial ☐ Pace ☐ Other ☒ VIA

Tracking #: _____ Pace Shipping Label Used? Yes ☐ No ☐

Custody Seal on Cooler/Box Present: Yes ☒ No ☐ Seals intact: Yes ☒ No ☐

Packing Material: Bubble Wrap ☐ Bubble Bags ☒ Foam ☒ None ☐ Other ☒ ZIPLOC

Thermometer Used: T-239 / T-194 **Type of Ice:** Wet Blue None ☐ Samples received on ice, cooling process has begun.
(circle one)

Cooler Temperature: 2.8 2.0 3.4 2.2 4.4 2.4

Date and initials of person examining contents: JB 7/31

Temperature should be above freezing to 6°C

Chain of Custody present:	☒Yes ☐No ☐N/A	1.
Chain of Custody filled out:	☒Yes ☐No ☐N/A	2.
Chain of Custody relinquished:	☒Yes ☐No ☐N/A	3.
Sampler name & signature on COC:	☒Yes ☐No ☐N/A	4.
Samples arrived within holding time:	☒Yes ☐No ☐N/A	5.
Short Hold Time analyses (<72hr):	☒Yes ☐No ☐N/A	6. NO_2/NO_3 pH
Rush Turn Around Time requested:	☐Yes ☒No ☐N/A	7.
Sufficient volume:	☒Yes ☐No ☐N/A	8.
Correct containers used:	☒Yes ☐No ☐N/A	
Pace containers used:	☒Yes ☐No ☐N/A	9.
Containers intact:	☒Yes ☐No ☐N/A	10.
Unpreserved 5035A soils frozen w/in 48hrs?	☐Yes ☐No ☒N/A	11.
Filtered volume received for dissolved tests?	☐Yes ☐No ☒N/A	12.
Sample labels match COC:	☒Yes ☐No ☐N/A	
Includes date/time/ID/analyses Matrix: WT		13.
All containers needing preservation have been checked.	☒Yes ☐No ☐N/A	MW 35-R NaOH initial pH 12.0 added 2.5 mL Final pH 2.0 MW-65 NaOH initial pH 12.0 added 2.5 mL Final pH 2.0
All containers needing preservation are found to be in compliance with EPA recommendation.	☒Yes ☐No ☐N/A	14.
Exceptions: VOA, coliform, TOC, O&G, WI-DRO (water), Phenolics	☒Yes ☐No	Initial when completed JB Lot # of added preservative 12517-27-2
Trip Blank present:	☒Yes ☐No ☐N/A	
Pace Trip Blank lot # (if purchased): 7/1/14 7/21/14 7/18/14		15.
Headspace in VOA vials (>6mm):	☐Yes ☒No ☐N/A	16.
Project sampled in USDA Regulated Area:	☐Yes ☐No ☒N/A	17. List State:

Client Notification/ Resolution: Copy COC to Client? Y / N Field Data Required? Y / N

Person Contacted: _____ Date/Time: _____

Comments/ Resolution: _____

Project Manager Review: _____ Date: 7/31/14

F-KS-C-003-Rev.7: 04December2012

Pace Analytical
www.pacelabs.com

CHAIN-OF-CUSTODY / Analytical Request Document

The Chain-of-Custody is a LEGAL DOCUMENT. All relevant fields must be completed accurately.

Page: 1 of 4

Section A Required Client Information:

Company:	Environ
Address:	7500 College Blvd., Ste. 925
	Overland Park, KS 66210
Email To:	wstonestreet@environcorp.com
Phone: 913-553-5926	Fax:
Requested Due Date/TAT:	

Section B Required Project Information:

Report To:	Wendy Stonestreet
Copy To:	Tammy Gleason
Purchase Order No.:	NA
Project Name:	Fort Smith, AR
Project Number:	

Section C Invoice Information:

Attention:	Tammy Gleason
Company Name:	Environ
Address:	250 Monroe Ave. NW Grand Rapids
Pace Quote Reference:	Michigan, 49503
Pace Project Manager:	MJ Walls
Pace Profile #:	7444, line 1

REGULATORY AGENCY

☐ NPDES ☐ GROUND WATER ☐ DRINKING WATER
☐ UST ☐ RCRA ☑ OTHER ADEQ

Site Location STATE: AR

Section D Required Client Information

Valid Matrix Codes

MATRIX	CODE
DRINKING WATER	DW
WATER	WT
WASTE WATER	WW
PRODUCT	P
SOIL/SOLID	SL
OIL	OL
WIPE	WP
AIR	AR
OTHER	OT
TISSUE	TS

SAMPLE ID (A-Z, 0-9 / ,-) Sample IDs MUST BE UNIQUE

Requested Analysis Filtered (Y/N)

ITEM #	SAMPLE ID	MATRIX CODE (see valid codes to left)	SAMPLE TYPE (G=GRAB C=COMP)	COLLECTED Composite Start Date	Composite Start Time	Composite End/Grab Date	Composite End/Grab Time	SAMPLE TEMP AT COLLECTION	# OF CONTAINERS	Preservatives: Unpreserved	H_2SO_4	HNO_3	HCl	NaOH + Zn Acetate	$Na_2S_2O_3$	Methanol	Other	Analysis Test (Y/N): 8260 VOCs	Alkalinity	TOC	Chloride, Sulfate	8015 Chloroethanol (Pace Dallas)	6010-Iron/Mn	Ferric Iron calc. (send field Ferrous)	Ammonia	Nitrate+Nitrite	Total Phosphate (Pace Dallas)	Sulfide	CO2 Calc (Alkalinity +pH)	Residual Chlorine (Y/N)	Pace Project No./ Lab I.D.
1	MW-22-201407 BP3N 2.0 AG3S BP3S 2.0 BP3Z 12.0	WT	G			7/30/14	0905		11	X	X	X	X	X				X	X	X	X	X	X	X	X	X	X	X	X		60174754 BP3N 2.0 (3)DG9H (3)DG9H 01
2	ITMW-2-201407	WT	G			7/30/14	1037		11	X	X	X	X	X				X	X	X	X	X	X	X	X	X	X	X	X		02
3	ITMW-1-201407	WT	G			7/30/14	1248		11	X	X	X	X	X				X	X	X	X	X	X	X	X	X	X	X	X		03
4	Dup-5-201407 (3)DG9H	WT	G			7/30/14	1248		3				X					X													201407 not added to sample
5	ITMW-17-201407 BP3N 2.0 AG3S BP3S 2.0 BP3Z 12.0	WT	G			7/30/14	1511		11	X	X	X	X	X				X	X	X	X	X	X	X	X	X	X	X	X		BP3N 2.0 (3)DG9H (3)DG9H 05
6	ITMW-13-201407	WT	G			7/30/14	1305		11	X	X	X	X	X				X	X	X	X	X	X	X	X	X	X	X	X		06
7	MW-26-201407	WT	G			7/30/14	1510		11	X	X	X	X	X				X	X	X	X	X	X	X	X	X	X	X	X		07
8	ITMW-20-201407	WT	G			7/30/14	1300		11	X	X	X	X	X				X	X	X	X	X	X	X	X	X	X	X	X		08
9	ITMW-9-201407	WT	G			7/30/14	1445		11	X	X	X	X	X				X	X	X	X	X	X	X	X	X	X	X	X		09
10	Dup-6-201407 (3)DG9H	WT	G			7/30/14	1445		3				X					X													201407 not added to sample 010
11	ITMW-10-201407 BP3N 2.0 AG3S BP3S 2.0 BP3Z 12.0	WT	G			7/30/14	1410		11	X	X	X	X	X				X	X	X	X	X	X	X	X	X	X	X	X		BP3N 2.0 (3)DG9H (3)DG9H 011
12	ITMW-7-201407	WT	G			7/30/14	1510																								012

ADDITIONAL COMMENTS	RELINQUISHED BY / AFFILIATION	DATE	TIME	ACCEPTED BY / AFFILIATION	DATE	TIME	SAMPLE CONDITIONS			
Level IV data package required	Victoria Siegler / ENVIRON	7/30/14	1830	Jan B Pace	7/31	0930	2.8/2.0	Y	Y	Y
							5.4/2.0	Y	Y	Y
							4.4/2.4	Y	Y	Y

SAMPLER NAME AND SIGNATURE			Temp in °C	Received on Ice (Y/N)	Custody Sealed Cooler (Y/N)	Samples Intact (Y/N)
PRINT Name of SAMPLER:	Victoria Siegler					
SIGNATURE of SAMPLER:	Victoria Siegler	DATE Signed (MM/DD/YY): 7/30/14				

*Important Note: By signing this form you are accepting Pace's NET 30 day payment terms and agreeing to late charges of 1.5% per month for any invoices not paid within 30 days.

F-ALL-Q-020rev.07, 15-Feb-2007

Pace Analytical
www.pacelabs.com

CHAIN-OF-CUSTODY / Analytical Request Document

The Chain-of-Custody is a LEGAL DOCUMENT. All relevant fields must be completed accurately.

Section A Required Client Information:

Company:	Environ
Address:	7500 College Blvd., Ste. 925
	Overland Park, KS 66210
Email To:	wstonestreet@environcorp.com
Phone: 913-553-5926	Fax:
Requested Due Date/TAT:	

Section B Required Project Information:

Report To:	Wendy Stonestreet
Copy To:	Tammy Gleason
Purchase Order No.:	NA
Project Name:	Fort Smith, AR
Project Number:	

Section C Invoice Information:

Attention:	Tammy Gleason
Company Name:	Environ
Address:	250 Monroe Ave. NW Grand Rapids
Pace Quote Reference:	Michigan, 49503
Pace Project Manager:	MJ Walls
Pace Profile #:	7444, line 1

REGULATORY AGENCY

☐ NPDES ☐ GROUND WATER ☐ DRINKING WATER
☐ UST ☐ RCRA ☑ OTHER ADEQ

Site Location STATE: AR

Section D Required Client Information

Valid Matrix Codes

MATRIX	CODE
DRINKING WATER	DW
WATER	WT
WASTE WATER	WW
PRODUCT	P
SOIL/SOLID	SL
OIL	OL
WIPE	WP
AIR	AR
OTHER	OT
TISSUE	TS

SAMPLE ID (A-Z, 0-9 / ,-) Sample IDs MUST BE UNIQUE

Requested Analysis Filtered (Y/N)

ITEM #	SAMPLE ID	MATRIX CODE (see valid codes to left)	SAMPLE TYPE (G=GRAB C=COMP)	COLLECTED Composite Start DATE	COLLECTED Composite Start TIME	COLLECTED Composite End/Grab DATE	COLLECTED Composite End/Grab TIME	SAMPLE TEMP AT COLLECTION	# OF CONTAINERS	Preservatives: Unpreserved	H_2SO_4	HNO_3	HCl	NaOH + Zn Acetate	$Na_2S_2O_3$	Methanol	Other	Analysis Test Y/N: 8260 VOCs	Alkalinity	TOC	Chloride, Sulfate	8015 Chloroethanol (Pace Dallas)	6010-Iron/Mn	Ferric Iron calc. (send field Ferrous)	Ammonia	Nitrate+Nitrite	Total Phosphate (Pace Dallas)	Sulfide	CO2 Calc (Alkalinity +pH)	Residual Chlorine (Y/N)	Pace Project No./ Lab I.D.
1	MS/MSD (3)DG9H	WT	G			7/30/14	1510		3				X					X													013
2	ITMW-6-201407 BP3N AG3S BP3S2.0	WT	G	BP32 2.0	BP3N 2.0	7/30/14	1130		11	+	+	+	+	+				+	+	+	+	+	+	+	+	+	+	+	+		(3)DG9H (3) DG9H 014
3	MW-35R-201407	WT	G			7/30/14	0935		11	+	+	+	+	+				+	+	+	+	+	+	+	+	+	+	+	+		(3)OTHER (3)DG9H 015
4	MW-31-201407	WT	G			7/30/14	0845		11	+	+	+	+	+				+	+	+	+	+	+	+	+	+	+	+	+		(3)DG9H 016
5	MW-27-201407	WT	G			7/30/14	1155		11	+	+	+	+	+				+	+	+	+	+	+	+	+	+	+	+	+		017
6	MW-29-201407 AG3S	WT	G			7/30/14	1200		11	+	+	+	+	X				+	+	+	+	+	+	+	+	+	+	+	+		018
7	ITMW-14-201407	WT	G			7/30/14	1120		11	+	+	+	+	+				+	+	+	+	+	+	+	+	+	+	+	+		019
8	ITMW-15-201407	WT	G			7/30/14	1600		11	+	+	+	+	+				+	+	+	+	+	+	+	+	+	+	+	+		020
9	Dup-4-201407 (3)DG9H	WT	G			7/30/14	1600		3				X					X													021 201407 Metals dissolved + 0.45
10	MW-41-201407 BP3N AG3S BP3S2.0	WT	G	BP32 2.0	BP3N 2.0	7/30/14	0900		11	+	+	+	+	+				+	+	+	+	+	+	+	+	+	+	+	+		(3)DG9H (3)DG9H 022
11	MW-80-201407	WT	G			7/30/14	0935		11	+	+	+	+	+				+	+	+	+	+	+	+	+	+	+	+	+		(3)OTHER 023
12	MW-105-201407	WT	G			7/30/14	0930		11	+	+	+	+	+				+	+	+	+	+	+	+	+	+	+	+	+		7 day hold (3)OTHER 024

ADDITIONAL COMMENTS	RELINQUISHED BY / AFFILIATION	DATE	TIME	ACCEPTED BY / AFFILIATION	DATE	TIME	SAMPLE CONDITIONS			
Level IV data package required	Victoria Sieglen ENVIRON	7/30/14	1830	Jon R Pace	7/31	0950	2.6/2.0	Y	Y	Y
							3.4/2.4	Y	Y	Y
							22/4.4	Y	Y	Y

SAMPLER NAME AND SIGNATURE			Temp in °C	Received on Ice (Y/N)	Custody Sealed Cooler (Y/N)	Samples Intact (Y/N)
PRINT Name of SAMPLER:	Victoria Sieglen					
SIGNATURE of SAMPLER:	Victoria Sieglen	DATE Signed (MM/DD/YY): 7/30/14				

*Important Note: By signing this form you are accepting Pace's NET 30 day payment terms and agreeing to late charges of 1.5% per month for any invoices not paid within 30 days.

F-ALL-Q-020rev.07, 15-Feb-2007

Pace Analytical
www.pacelabs.com

CHAIN-OF-CUSTODY / Analytical Request Document

The Chain-of-Custody is a LEGAL DOCUMENT. All relevant fields must be completed accurately.

Section A Required Client Information:

Company:	Environ
Address:	7500 College Blvd., Ste. 925
	Overland Park, KS 66210
Email To:	wstonestreet@environcorp.com
Phone: 913-553-5926	Fax:
Requested Due Date/TAT:	

Section B Required Project Information:

Report To:	Wendy Stonestreet
Copy To:	Tammy Gleason
Purchase Order No.:	NA
Project Name:	Fort Smith, AR
Project Number:	

Section C Invoice Information:

Attention:	Tammy Gleason
Company Name:	Environ
Address:	250 Monroe Ave. NW Grand Rapids
Pace Quote Reference:	Michigan, 49503
Pace Project Manager:	MJ Walls
Pace Profile #:	7444, line 1

REGULATORY AGENCY

☐ NPDES ☐ GROUND WATER ☐ DRINKING WATER
☐ UST ☐ RCRA ☑ OTHER ADEQ

Site Location STATE: AR

Section D Required Client Information

Valid Matrix Codes

MATRIX	CODE
DRINKING WATER	DW
WATER	WT
WASTE WATER	WW
PRODUCT	P
SOIL/SOLID	SL
OIL	OL
WIPE	WP
AIR	AR
OTHER	OT
TISSUE	TS

SAMPLE ID (A-Z, 0-9 / -) Sample IDs MUST BE UNIQUE

Requested Analysis Filtered (Y/N)

ITEM #	SAMPLE ID	MATRIX CODE (see valid codes to left)	SAMPLE TYPE (G=GRAB C=COMP)	COLLECTED Composite Start DATE	COLLECTED Composite Start TIME	COLLECTED Composite End/Grab DATE	COLLECTED Composite End/Grab TIME	SAMPLE TEMP AT COLLECTION	# OF CONTAINERS	Preservatives: Unpreserved	H_2SO_4	HNO_3	HCl	NaOH + Zn Acetate	$Na_2S_2O_3$	Methanol	Other	Analysis Test (Y/N): 8260 VOCs	Alkalinity	TOC	Chloride, Sulfate	8015 Chloroethanol (Pace Dallas)	6010-Iron/Mn	Ferric Iron calc. (send field Ferrous)	Ammonia	Nitrate+Nitrite	Total Phosphate (Pace Dallas)	Sulfide	CO2 Calc (Alkalinity +pH)	Residual Chlorine (Y/N)	Pace Project No./ Lab I.D.
1	ITMW-21-201407 BP3N AG3S BP3S2.0	WT	G	BP3Z2.0	BP3N2.0	7/30/14	1550		11	X	X	X	X	X				X	X	X	X	X	X	X	X	X	X	X	X		(3)DG9H (3)DG9H 025
2	Dup-3-201407 (3)DG9H	WT	G			7/30/14	1550		3				X					X													201407 not added to sample 026
3	Dup-2-201407 ↓	WT	G			7/30/14	0900		3				X					X													201407 not added to sample 027
4	ITMW-16-201407 BP3N AG3S BP3S2.0	WT	G	BP3Z2.0	BP3N2.0	7/30/14	1020		11	X	X	X	X	X	(3)DG9H	(3)DG9H		X	X	X	X	X	X	X	X	X	X	X	X		~~7 days hold~~ US 028
5	Dup-1-201407 (2)DG9H	WT	G			7/30/14	0535		2				X					X													201407 not added to sample 029
6	MW-28-201407 BP3N AG3S BP3S2.0	WT	G	BP3Z2.0	BP3N2.0	7/30/14	1355		11	X	X	X	X	X				X	X	X	X	X	X	X	X	X	X	X	X		(3)DG9H (3)DG9H 030
7	Trip Blank-1 (2)DG9H	WT	G			7/30/14			2				X					X													031
8	Trip Blank-2	WT	G			7/30/14			2				X					X													032
9	Trip Blank-3	WT	G			7/30/14			2				X					X													033
10	Trip Blank-4	WT	G			7/30/14			2				X					X													034
11	Trip Blank-5	WT	G			7/30/14			2				X					X													035
12	Trip Blank-6 ↓	WT	G			7/30/14			2				X					X													036

ADDITIONAL COMMENTS	RELINQUISHED BY / AFFILIATION	DATE	TIME	ACCEPTED BY / AFFILIATION	DATE	TIME	SAMPLE CONDITIONS			
Level IV data package required	Victoria Siegler / ENVIRON	7/30/14	1830	[illegible] Pace	7/31	0930	2.8/2.0	Y	Y	Y
							7.4/2.2	Y	Y	Y
							4.4/2.4	Y	Y	Y

SAMPLER NAME AND SIGNATURE

PRINT Name of SAMPLER: Victoria Siegler

SIGNATURE of SAMPLER: Victoria Siegler

DATE Signed (MM/DD/YY): 7/30/14

Temp in °C | Received on Ice (Y/N) | Custody Sealed Cooler (Y/N) | Samples Intact (Y/N)

*Important Note: By signing this form you are accepting Pace's NET 30 day payment terms and agreeing to late charges of 1.5% per month for any invoices not paid within 30 days

Pace Analytical
www.pacelabs.com

CHAIN-OF-CUSTODY / Analytical Request Document

The Chain-of-Custody is a LEGAL DOCUMENT. All relevant fields must be completed accurately.

Page: 4 of 4

Section A Required Client Information:

Company:	Environ
Address:	7500 College Blvd., Ste. 925
	Overland Park, KS 66210
Email To:	wstonestreet@environcorp.com
Phone: 913-553-5926	Fax:
Requested Due Date/TAT:	

Section B Required Project Information:

Report To:	Wendy Stonestreet
Copy To:	Tammy Gleason
Purchase Order No.:	NA
Project Name:	Fort Smith, AR
Project Number:	

Section C Invoice Information:

Attention:	Tammy Gleason
Company Name:	Environ
Address:	250 Monroe Ave. NW Grand Rapids
Pace Quote Reference:	Michigan, 49503
Pace Project Manager:	MJ Walls
Pace Profile #:	7444, line 1

REGULATORY AGENCY

☐ NPDES ☐ GROUND WATER ☐ DRINKING WATER
☐ UST ☐ RCRA ☑ OTHER ADEQ

Site Location STATE: AR

Section D Required Client Information

Valid Matrix Codes

MATRIX	CODE
DRINKING WATER	DW
WATER	WT
WASTE WATER	WW
PRODUCT	P
SOIL/SOLID	SL
OIL	OL
WIPE	WP
AIR	AR
OTHER	OT
TISSUE	TS

SAMPLE ID (A-Z, 0-9 / ,-) Sample IDs MUST BE UNIQUE

Requested Analysis Filtered (Y/N)

ITEM #	SAMPLE ID	MATRIX CODE (see valid codes to left)	SAMPLE TYPE (G=GRAB C=COMP)	COLLECTED Composite Start DATE	COLLECTED Composite Start TIME	COLLECTED Composite End/Grab DATE	COLLECTED Composite End/Grab TIME	SAMPLE TEMP AT COLLECTION	# OF CONTAINERS	Unpreserved	H_2SO_4	HNO_3	HCl	NaOH + Zn Acetate	$Na_2S_2O_3$	Methanol	Other	Analysis Test (Y/N)	8260 VOCs	Alkalinity	TOC	Chloride, Sulfate	8015 Chloroethanol (Pace Dallas)	6010-Iron/Mn	Ferric Iron calc. (send field Ferrous)	Ammonia	Nitrate+Nitrite	Total Phosphate (Pace Dallas)	Sulfide	CO2 Calc (Alkalinity +pH)	Residual Chlorine (Y/N)	Pace Project No./ Lab I.D.
1	TMW-4-20140731 DP34 A035 B135 2.0	WT	G	DP32 1120	DP30 20	7/30/14	1115		11	X	X	X	X	X					X	X	X	X	X	X	X	X	X	X	X	X	(3) DGAN (3) DGAN	037
2	EB-1-20140731 (3) DGAN	WT	G			7/30/14	1120		3				X						X													038
3	EB-3-20140731	WT	G			7/30/14	1135		3				X						X													039
4	EB-2-20140731	WT	G			7/30/14	1125		3				X						X													040
5																																
6																																
7																																
8																																
9																																
10																																
11																																
12																																

ADDITIONAL COMMENTS	RELINQUISHED BY / AFFILIATION	DATE	TIME	ACCEPTED BY / AFFILIATION	DATE	TIME
Level IV data package required	Victoria Siegler / SWI-Ken	7/30/14	1830	[illegible] Pace	7/31	0970

SAMPLE CONDITIONS	Temp in °C	Received on Ice (Y/N)	Custody Sealed Cooler (Y/N)	Samples Intact (Y/N)
	2.0	Y	Y	Y
	3.4/2.2	Y	Y	Y
	4.8/2.4	Y	Y	Y

SAMPLER NAME AND SIGNATURE

PRINT Name of SAMPLER: Victoria Siegler

SIGNATURE of SAMPLER: Victoria Siegler

DATE Signed (MM/DD/YY): 7/30/14

*Important Note: By signing this form you are accepting Pace's NET 30 day payment terms and agreeing to late charges of 1.5% per month for any invoices not paid within 30 days.

F-ALL-Q-020rev.07, 15-Feb-2007

Chain of Custody

WO#: 7517726

7517726

Pace Analytical®
www.pacelabs.com

Workorder: 60174754 **Workorder Name:** FORT SMITH, AR **Owner Received Date:** 7/31/2014 **Results Requested By:** 8/12/2014

Report To	Subcontract To
Mary Jane Walls Pace Analytical Services, Inc. 9608 Loiret Blvd. Lenexa, KS 66219 Phone (913)599-5665 Fax (913)599-1759	Pace Analytical Dallas 400 West Bethany Drive Suite 190 Allen, TX 75013 Phone (972)727-1123

Item	Sample ID	Sample Type	Collect Date/Time	Lab ID	Matrix	Preserved Containers: H2SO4	none					Requested Analysis: Total Phosphate	8015 Chloroethanol											LAB USE ONLY
1	MW-22-201407	PS	7/30/2014 09:05	60174754001	Water	1	3					X	X											001
2	ITMW-2-201407	PS	7/30/2014 10:37	60174754002	Water	1	3					X	X											002
3	ITMW-1-201407	PS	7/30/2014 12:48	60174754003	Water	1	3					X	X											003
4	ITMW-17-201407	PS	7/30/2014 15:11	60174754005	Water	1	3					X	X											004
5	ITMW-13-201407	PS	7/30/2014 13:05	60174754006	Water	1	3					X	X											005
6	MW-26-201407	PS	7/30/2014 10:56	60174754007	Water	1	3					X	X											006
7	ITMW-20-201407	PS	7/30/2014 13:00	60174754008	Water	1	3					X	X											007
8	ITMW-9-201407	PS	7/30/2014 14:45	60174754009	Water	1	3					X	X											008
9	ITMW-10-201407	PS	7/30/2014 14:10	60174754011	Water	1	3					X	X											009
10	ITMW-7-201407	RQS	7/30/2014 15:10	60174754012	Water	1	3					X	X											010
11	ITMW-6-201407	PS	7/30/2014 11:30	60174754013	Water	1	3					X	X											011
12	MW-35R-201407	PS	7/30/2014 11:30	60174754014	Water	1	3					X	X											012
13	MW-31-201407	PS	7/30/2014 08:45	60174754015	Water	1	3					X	X											013
14	MW-27-201407	PS	7/30/2014 11:55	60174754016	Water	1	3					X	X											014
15	MW-29-201407	PS	7/30/2014 12:00	60174754017	Water	1	3					X	X											015
16	ITMW-14-201407	PS	7/30/2014 11:20	60174754018	Water	1	3					X	X											016
17	ITMW-15-201407	PS	7/30/2014 16:00	60174754019	Water	1	3					X	X											017
18	MW-41-201407	PS	7/30/2014 09:00	60174754021	Water	1	3					X	X											018
19	IW-80-201407	PS	7/30/2014 09:35	60174754022	Water	1	3					X	X											019

Chain of Custody

Pace Analytical®
www.pacelabs.com

Workorder: 60174754 **Workorder Name:** FORT SMITH, AR **Owner Received Date:** 7/31/2014 **Results Requested By:** 8/12/2014

Report To	Subcontract To
Mary Jane Walls Pace Analytical Services, Inc. 9608 Loiret Blvd. Lenexa, KS 66219 Phone (913)599-5665 Fax (913)599-1759	Pace Analytical Dallas 400 West Bethany Drive Suite 190 Allen, TX 75013 Phone (972)727-1123

WO# 7517726

Item	Sample ID	Sample Type	Collect Date/Time	Lab ID	Matrix	Preserved Containers: H2SO4	none					Requested Analysis: Total Phosphate	8015 Chloroethanol											LAB USE ONLY
20	MW-65-201407	PS	7/30/2014 09:30	60174754023	Water	1	3					X	X											020
21	ITMW-21-201407	PS	7/30/2014 15:50	60174754024	Water	1	3					X	X											021
22	ITMW-16-201407	PS	7/30/2014 16:20	60174754027	Water	1	3					X	X											022
23	MW-28-201407	PS	7/30/2014 13:55	60174754029	Water	1	3					X	X											023
24	ITMW-4-201407	PS	7/30/2014 17:15	60174754036	Water	1	3					X	X											024

Transfers	Released By	Date/Time	Received By	Date/Time
1	[illegible]	7/31/14 1400	Melissa McCay PAME	8-4-14 1540
2				
3				

Comments

Cooler Temperature on Receipt 19.6 °C 22.4°C **Custody Seal** Y or N **Received on Ice** Y or N **Samples Intact** Y or N

Pace Analytical

Sample Condition Upon Receipt
Dallas

Client Name: Pace Kansas Project Work order: 95177246 mm 8-4-14

Courier: FedEX ☒ UPS ☐ USPS ☐ Client ☐ Courier ☐ LSO ☐ PACE ☐ Other:_____

Tracking#: 6113 5277 9080 6113 5277 9090

Custody Seal on Cooler/Box: Yes ☒ No ☐ **Seals Intact:** Yes ☒ No ☐ NA ☐

Packing Material: Bubble Wrap ☒ Bubble Bags ☒ Foam ☐ None ☐ Other ☐

Thermometer Used: IR-01 Type of Ice: Wet ☐ Blue ☐ None ☒ Sample Received on ice, cooling process has begun ☐

Cooler Temp: 19.6°C 22.4°C (Temp should be above freezing to 6°C) water present

Chain of Custody Present	Yes ☒ No ☐ NA ☐	1
Chain of Custody filled out	Yes ☒ No ☐ NA ☐	2
Chain of Custody relinquished	Yes ☒ No ☐ NA ☐	3
Sampler name & signature on COC	Yes ☐ No ☒ NA ☐	4
Sample received within HT	Yes ☒ No ☐ NA ☐	5
Short HT analyses (<72 hrs)	Yes ☐ No ☒ NA ☐	6
Rush TAT requested	Yes ☐ No ☒ NA ☐	7
Sufficient Volume received	Yes ☒ No ☐ NA ☐	8
Correct Container used Pace Container used	Yes ☒ No ☐ NA ☐ Yes ☒ No ☐ NA ☐	9
Container Intact	Yes ☒ No ☐ NA ☐	10
Unpreserved 5035A soil frozen within 48 hrs	Yes ☐ No ☐ NA ☒	11
Filtered volume received for Dissolved tests	Yes ☐ No ☐ NA ☒	12
Sample labels match COC Include date/time/ID/analyses Matrix: water	Yes ☒ No ☐ NA ☐	13
All containers needing preservation have been checked	Yes ☒ No ☐ NA ☐	14a. Lot# of pH strip: 6403001 pH checked Yes ☒ No ☐ pH<2 ☒ pH>9 ☐ pH>12 ☐ Lot# of Iodine strip:_____ Lot# of Lead Acetate strip:_____
Do containers require preservation at the lab	Yes ☐ No ☒ NA ☐	14b. Preservation: Lot#:
All containers needing preservation are found to be in Compliance with EPA recommendation Exception: VOA, coliform, O&G	Yes ☒ No ☐ NA ☐ Yes ☒ No ☐	14c.
Trip Blank present Trip Blank Custody Seals Intact Pace Trip Blank Lot# (if purchased):_____	Yes ☐ No ☒ NA ☐ Yes ☐ No ☐ NA ☒	15
Headspace in VOA (>6mm)	Yes ☐ No ☒ NA ☐	16
Project sampled in USDA Regulated Area:	Yes ☐ No ☐ NA ☒	17. List State _____

Client Notification/Resolution/Comments:

Person Contacted:_____ Date:_____

Comments/Resolution:_____

Person Examining Contents: mm Date: 8-4-14

Sample Container Count

Pace Analytical™ www.pacelabs.com

COC PAGE ____ of ____
COC ID# _____

Pace Project # 7517726

Sample Line Item	BP2N	AG1U	VG9U	VG9H	BP2S	BP1U	BP2U	BG1H	AG1S	BP20	SP5T	WGFU	WGKU	DG9U		Comments
1					1									3		
2					1									3		
3					1									3		
4					1									3		
5					1									3		
6					1									3		
7					1									3		
8					1									3		
9					1									3		
10					1									3		
11					1									3		
12					1									3		

Container Codes

DG9H	40mL HCL amber voa vial	AF	Air Filter	BP1N	1 liter HNO3 plastic	DG9P	40mL TSP amber vial
AG1U	1liter unpreserved amber glass	AG1H	1 liter HCL amber glass	BP1S	1 liter H2SO4 plastic	DG9S	40mL H2SO4 amber vial
WGFU	4oz clear soil jar	AG1S	1 liter H2SO4 amber glass	BP1U	1 liter unpreserved plastic	DG9T	40mL Na Thio amber vial
R	terra core kit	AG1T	1 liter Na Thiosulfate amber gl	BP1Z	1 liter NaOH, Zn, Ac	DG9U	40mL unpreserved **amber** vial
BP2N	500mL HNO3 plastic	AG2N	500mL HNO3 amber glass	BP2A	500mL NaOH, Asc Acid plastic	I	Wipe/Swab
BP2U	500mL unpreserved plastic	AG2S	500mL H2SO4 amber glass	BP2O	500mL NaOH plastic	JGFU	4oz unpreserved amber wide
BP2S	500mL H2SO4 plastic	AG2U	500mL unpreserved amber gla	BP2Z	500mL NaOH, Zn Ac	U	Summa Can
BP3N	250mL HNO3 plastic	AG3U	250mL unpreserved amber gla	BP3A	250mL NaOh, Asc Acid plastic	VG9H	40mL HCL clear vial
BP3U	250mL unpreserved plastic	BG1H	1 liter HCL clear glass	BP3C	250mL NaOH plastic	VG9T	40mL Na Thio. clear vial
BP3S	250mL H2SO4 plastic	BG1S	1 liter H2SO4 clear glass	BP3Z	250mL NaOH, Zn Ac plastic	VG9U	40mL unpreserved **clear** vial
AG3S	250mL H2SO4 glass amber	BG1T	1 liter Na Thiosulfate clear gla	C	Air Cassettes	VSG	Headspace septa vial & HCL
AG1S	1 liter H2SO4 amber glass	BG1U	1 liter unpreserved glass	DG9B	40mL Na Bisulfate amber vial	WGFX	4oz wide jar w/hexane wipe
BP1U	1 liter unpreserved plastic	BP1A	1 liter NaOH, Asc Acid plastic	DG9M	40mL MeOH clear vial	ZPLC	Ziploc Bag
WGKU	8oz wide jar upreserved	SP5T	120mL Coliform Na Thiosulfate	SP5U	120mL Coliform unpreserved	GN	General unpreserved
Other	Other						

F-DAL-C-003 rev.00 11-5-2012

Sample Container Count

Pace Analytical™ www.pacelabs.com

COC PAGE ____ of ____
COC ID# _____

Pace Project # 9517726

Sample Line Item	BP2N	AG1U	VG9U	VG9H	BP2S	BP1U	BP2U	BG1H	AG1S	BP20	SP5T	WGFU	WGKU	DG9U		Comments
1					1									3		
2					1									3		
3					1									3		
4					1									3		
5					1									3		
6					1									3		
7					1									3		
8					1									3		
9					1									3		
10					1									3		
11					1									3		
12					1									3		

Container Codes

DG9H	40mL HCL amber voa vial	AF	Air Filter	BP1N	1 liter HNO3 plastic	DG9P	40mL TSP amber vial
AG1U	1liter unpreserved amber glass	AG1H	1 liter HCL amber glass	BP1S	1 liter H2SO4 plastic	DG9S	40mL H2SO4 amber vial
WGFU	4oz clear soil jar	AG1S	1 liter H2SO4 amber glass	BP1U	1 liter unpreserved plastic	DG9T	40mL Na Thio amber vial
R	terra core kit	AG1T	1 liter Na Thiosulfate amber gl	BP1Z	1 liter NaOH, Zn, Ac	DG9U	40mL unpreserved **amber** vial
BP2N	500mL HNO3 plastic	AG2N	500mL HNO3 amber glass	BP2A	500mL NaOH, Asc Acid plastic	I	Wipe/Swab
BP2U	500mL unpreserved plastic	AG2S	500mL H2SO4 amber glass	BP2O	500mL NaOH plastic	JGFU	4oz unpreserved amber wide
BP2S	500mL H2SO4 plastic	AG2U	500mL unpreserved amber gla	BP2Z	500mL NaOH, Zn Ac	U	Summa Can
BP3N	250mL HNO3 plastic	AG3U	250mL unpreserved amber gla	BP3A	250mL NaOh, Asc Acid plastic	VG9H	40mL HCL clear vial
BP3U	250mL unpreserved plastic	BG1H	1 liter HCL clear glass	BP3C	250mL NaOH plastic	VG9T	40mL Na Thio. clear vial
BP3S	250mL H2SO4 plastic	BG1S	1 liter H2SO4 clear glass	BP3Z	250mL NaOH, Zn Ac plastic	VG9U	40mL unpreserved **clear** vial
AG3S	250mL H2SO4 glass amber	BG1T	1 liter Na Thiosulfate clear gla	C	Air Cassettes	VSG	Headspace septa vial & HCL
AG1S	1 liter H2SO4 amber glass	BG1U	1 liter unpreserved glass	DG9B	40mL Na Bisulfate amber vial	WGFX	4oz wide jar w/hexane wipe
BP1U	1 liter unpreserved plastic	BP1A	1 liter NaOH, Asc Acid plastic	DG9M	40mL MeOH clear vial	ZPLC	Ziploc Bag
WGKU	8oz wide jar upreserved	SP5T	120mL Coliform Na Thiosulfate	SP5U	120mL Coliform unpreserved	GN	General unpreserved
Other	Other						

F-DAL-C-003 rev.00 11-5-2012

Pace Analytical Services, Inc.
9608 Loiret Blvd.
Lenexa, KS 66219
(913)599-5665

September 15, 2014

Wendy Stonestreet
Environ International Corporation
7500 College Blvd Ste 925
Overland Park, KS 66210

RE: Project: FORT SMITH, AR
Pace Project No.: 60174844

Dear Wendy Stonestreet:
Enclosed are the analytical results for sample(s) received by the laboratory on August 01, 2014. The results relate only to the samples included in this report. Results reported herein conform to the most current TNI standards and the laboratory's Quality Assurance Manual, where applicable, unless otherwise noted in the body of the report.

Amended report, REV-1 on 9/15/14, to add the E flag to 006 VC and Trans-1,2-DCE.

If you have any questions concerning this report, please feel free to contact me.

Sincerely,

Mary Jane Walls
maryjane.walls@pacelabs.com
PM Lab Management

Enclosures

cc: EDD, Environ_AR
Tamara Gleason, ENVIRON International Corporation

This report shall not be reproduced, except in full,
without the written consent of Pace Analytical Services, Inc..

Pace Analytical Services, Inc.
9608 Loiret Blvd.
Lenexa, KS 66219
(913)599-5665

CERTIFICATIONS

Project: FORT SMITH, AR
Pace Project No.: 60174844

Kansas Certification IDs
9608 Loiret Boulevard, Lenexa, KS 66219
WY STR Certification #: 2456.01
Arkansas Certification #: 13-012-0
Illinois Certification #: 003097
Iowa Certification #: 118
Kansas/NELAP Certification #: E-10116
Louisiana Certification #: 03055
Nevada Certification #: KS000212008A
Oklahoma Certification #: 9205/9935
Texas Certification #: T104704407
Utah Certification #: KS00021

Dallas Certification IDs:
400 West Bethany Dr Suite 190 75013 Allen TX 75013
Texas Certification #: T104704232-13-5
Kansas Certification #: E-10388
Arkansas Certification #: 88-0647
Oklahoma Certification #: 2012-080
Louisiana Certification #: 02007

This report shall not be reproduced, except in full,
without the written consent of Pace Analytical Services, Inc..

Pace Analytical Services, Inc.
9608 Loiret Blvd.
Lenexa, KS 66219
(913)599-5665

SAMPLE SUMMARY

Project: FORT SMITH, AR
Pace Project No.: 60174844

Lab ID	Sample ID	Matrix	Date Collected	Date Received
60174844001	**ITMW-18-201407**	Water	07/31/14 09:25	08/01/14 08:30
60174844002	**ITMW-12-201407**	Water	07/31/14 11:05	08/01/14 08:30
60174844003	**ITMW-19-201407**	Water	07/31/14 09:20	08/01/14 08:30
60174844004	**MW-38-201407**	Water	07/31/14 09:15	08/01/14 08:30
60174844005	**ITMW-11-201407**	Water	07/31/14 10:40	08/01/14 08:30
60174844006	**MW-25-201407**	Water	07/31/14 11:50	08/01/14 08:30
60174844007	**EB-4-201407**	Water	07/31/14 12:35	08/01/14 08:30
60174844008	**EB-5-201407**	Water	07/31/14 12:40	08/01/14 08:30
60174844009	**EB-6-201407**	Water	07/31/14 12:45	08/01/14 08:30
60174844010	**TB9-20140731**	Water	07/31/14 12:45	08/01/14 08:30
60174844011	**TB10-20140731**	Water	07/31/14 12:45	08/01/14 08:30

This report shall not be reproduced, except in full,
without the written consent of Pace Analytical Services, Inc..

Pace Analytical Services, Inc.
9608 Loiret Blvd.
Lenexa, KS 66219
(913)599-5665

SAMPLE ANALYTE COUNT

Project: FORT SMITH, AR
Pace Project No.: 60174844

Lab ID	Sample ID	Method	Analysts	Analytes Reported	Laboratory
60174844001	**ITMW-18-201407**	EPA 8015 - Alcohol	PMS	1	PASI-D
		EPA 6010	SMW	2	PASI-K
		EPA 5030B/8260	PRG	38	PASI-K
		SM 2320B	CRT	3	PASI-K
		SM 3500-Fe B#4	TJG	1	PASI-K
		SM 4500-H+B	TJG	1	PASI-K
		SM 4500-S-2 D	JMC1	1	PASI-K
		EPA 300.0	OL	2	PASI-K
		EPA 350.1	AJM	1	PASI-K
		EPA 353.2	AJM	3	PASI-K
		SM 4500-CO2 D	TJG	1	PASI-K
		SM 5310C	JMC1	1	PASI-K
		SM 4500-P E	BAF	1	PASI-D
60174844002	**ITMW-12-201407**	EPA 8015 - Alcohol	PMS	1	PASI-D
		EPA 6010	SMW	2	PASI-K
		EPA 5030B/8260	PRG	38	PASI-K
		SM 2320B	CRT	3	PASI-K
		SM 3500-Fe B#4	TJG	1	PASI-K
		SM 4500-H+B	TJG	1	PASI-K
		SM 4500-S-2 D	JMC1	1	PASI-K
		EPA 300.0	OL	2	PASI-K
		EPA 350.1	AJM	1	PASI-K
		EPA 353.2	AJM	3	PASI-K
		SM 4500-CO2 D	TJG	1	PASI-K
		SM 5310C	JMC1	1	PASI-K
		SM 4500-P E	BAF	1	PASI-D
60174844003	**ITMW-19-201407**	EPA 8015 - Alcohol	PMS	1	PASI-D
		EPA 6010	SMW	2	PASI-K
		EPA 5030B/8260	PRG	38	PASI-K
		SM 2320B	CRT	3	PASI-K
		SM 3500-Fe B#4	TJG	1	PASI-K
		SM 4500-H+B	TJG	1	PASI-K
		SM 4500-S-2 D	JMC1	1	PASI-K
		EPA 300.0	OL	2	PASI-K
		EPA 350.1	AJM	1	PASI-K
		EPA 353.2	AJM	3	PASI-K
		SM 4500-CO2 D	TJG	1	PASI-K

This report shall not be reproduced, except in full,
without the written consent of Pace Analytical Services, Inc..

Pace Analytical Services, Inc.
9608 Loiret Blvd.
Lenexa, KS 66219
(913)599-5665

SAMPLE ANALYTE COUNT

Project: FORT SMITH, AR
Pace Project No.: 60174844

Lab ID	Sample ID	Method	Analysts	Analytes Reported	Laboratory
		SM 5310C	JMC1	1	PASI-K
		SM 4500-P E	BAF	1	PASI-D
60174844004	**MW-38-201407**	EPA 8015 - Alcohol	PMS	1	PASI-D
		EPA 6010	SMW	2	PASI-K
		EPA 5030B/8260	PRG	38	PASI-K
		SM 2320B	CRT	3	PASI-K
		SM 3500-Fe B#4	TJG	1	PASI-K
		SM 4500-H+B	TJG	1	PASI-K
		SM 4500-S-2 D	JMC1	1	PASI-K
		EPA 300.0	OL	2	PASI-K
		EPA 350.1	AJM	1	PASI-K
		EPA 353.2	AJM	3	PASI-K
		SM 4500-CO2 D	TJG	1	PASI-K
		SM 5310C	JMC1	1	PASI-K
		SM 4500-P E	BAF	1	PASI-D
60174844005	**ITMW-11-201407**	EPA 8015 - Alcohol	PMS	1	PASI-D
		EPA 6010	SMW	2	PASI-K
		EPA 5030B/8260	PRG	38	PASI-K
		SM 2320B	CRT	3	PASI-K
		SM 3500-Fe B#4	TJG	1	PASI-K
		SM 4500-H+B	TJG	1	PASI-K
		SM 4500-S-2 D	JMC1	1	PASI-K
		EPA 300.0	OL	2	PASI-K
		EPA 350.1	AJM	1	PASI-K
		EPA 353.2	AJM	3	PASI-K
		SM 4500-CO2 D	TJG	1	PASI-K
		SM 5310C	JMC1	1	PASI-K
		SM 4500-P E	BAF	1	PASI-D
60174844006	**MW-25-201407**	EPA 8015 - Alcohol	PMS	1	PASI-D
		EPA 6010	SMW	2	PASI-K
		EPA 5030B/8260	PRG	38	PASI-K
		SM 2320B	CRT	3	PASI-K
		SM 3500-Fe B#4	TJG	1	PASI-K
		SM 4500-H+B	TJG	1	PASI-K
		SM 4500-S-2 D	JMC1	1	PASI-K
		EPA 300.0	OL	2	PASI-K
		EPA 350.1	AJM	1	PASI-K

This report shall not be reproduced, except in full,
without the written consent of Pace Analytical Services, Inc..

Pace Analytical Services, Inc.
9608 Loiret Blvd.
Lenexa, KS 66219
(913)599-5665

SAMPLE ANALYTE COUNT

Project: FORT SMITH, AR
Pace Project No.: 60174844

Lab ID	Sample ID	Method	Analysts	Analytes Reported	Laboratory
		EPA 353.2	AJM	3	PASI-K
		SM 4500-CO2 D	TJG	1	PASI-K
		SM 5310C	JMC1	1	PASI-K
		SM 4500-P E	BAF	1	PASI-D
60174844007	**EB-4-201407**	EPA 5030B/8260	PRG	38	PASI-K
60174844008	**EB-5-201407**	EPA 5030B/8260	PRG	38	PASI-K
60174844009	**EB-6-201407**	EPA 5030B/8260	PRG	38	PASI-K
60174844010	**TB9-20140731**	EPA 5030B/8260	PRG	38	PASI-K
60174844011	**TB10-20140731**	EPA 5030B/8260	PRG	38	PASI-K

This report shall not be reproduced, except in full,
without the written consent of Pace Analytical Services, Inc..

Pace Analytical Services, Inc.
9608 Loiret Blvd.
Lenexa, KS 66219
(913)599-5665

PROJECT NARRATIVE

Project: FORT SMITH, AR
Pace Project No.: 60174844

Method: **EPA 8015 - Alcohol**
Description: Alcohol by Direct Inject GCFID
Client: Environ_AR
Date: September 15, 2014

General Information:
6 samples were analyzed for EPA 8015 - Alcohol. All samples were received in acceptable condition with any exceptions noted below.

Hold Time:
The samples were analyzed within the method required hold times with any exceptions noted below.

Initial Calibrations (including MS Tune as applicable):
All criteria were within method requirements with any exceptions noted below.

Continuing Calibration:
All criteria were within method requirements with any exceptions noted below.

Surrogates:
All surrogates were within QC limits with any exceptions noted below.

Method Blank:
All analytes were below the report limit in the method blank, where applicable, with any exceptions noted below.

Laboratory Control Spike:
All laboratory control spike compounds were within QC limits with any exceptions noted below.

Matrix Spikes:
All percent recoveries and relative percent differences (RPDs) were within acceptance criteria with any exceptions noted below.

Additional Comments:

This report shall not be reproduced, except in full,
without the written consent of Pace Analytical Services, Inc..

Pace Analytical Services, Inc.
9608 Loiret Blvd.
Lenexa, KS 66219
(913)599-5665

PROJECT NARRATIVE

Project: FORT SMITH, AR
Pace Project No.: 60174844

Method: **EPA 6010**
Description: 6010 MET ICP
Client: Environ_AR
Date: September 15, 2014

General Information:
6 samples were analyzed for EPA 6010. All samples were received in acceptable condition with any exceptions noted below.

Hold Time:
The samples were analyzed within the method required hold times with any exceptions noted below.

Sample Preparation:
The samples were prepared in accordance with EPA 3010 with any exceptions noted below.

Initial Calibrations (including MS Tune as applicable):
All criteria were within method requirements with any exceptions noted below.

Continuing Calibration:
All criteria were within method requirements with any exceptions noted below.

Method Blank:
All analytes were below the report limit in the method blank, where applicable, with any exceptions noted below.

Laboratory Control Spike:
All laboratory control spike compounds were within QC limits with any exceptions noted below.

Matrix Spikes:
All percent recoveries and relative percent differences (RPDs) were within acceptance criteria with any exceptions noted below.

Additional Comments:

This report shall not be reproduced, except in full,
without the written consent of Pace Analytical Services, Inc..

Pace Analytical Services, Inc.
9608 Loiret Blvd.
Lenexa, KS 66219
(913)599-5665

PROJECT NARRATIVE

Project: FORT SMITH, AR
Pace Project No.: 60174844

Method: **EPA 5030B/8260**
Description: 8260 MSV
Client: Environ_AR
Date: September 15, 2014

General Information:
11 samples were analyzed for EPA 5030B/8260. All samples were received in acceptable condition with any exceptions noted below.

Hold Time:
The samples were analyzed within the method required hold times with any exceptions noted below.

Initial Calibrations (including MS Tune as applicable):
All criteria were within method requirements with any exceptions noted below.

Continuing Calibration:
All criteria were within method requirements with any exceptions noted below.

Internal Standards:
All internal standards were within QC limits with any exceptions noted below.

Surrogates:
All surrogates were within QC limits with any exceptions noted below.

Method Blank:
All analytes were below the report limit in the method blank, where applicable, with any exceptions noted below.

Laboratory Control Spike:
All laboratory control spike compounds were within QC limits with any exceptions noted below.

Matrix Spikes:
All percent recoveries and relative percent differences (RPDs) were within acceptance criteria with any exceptions noted below.

QC Batch: MSV/63346
A matrix spike/matrix spike duplicate was not performed due to insufficient sample volume.

QC Batch: MSV/63362
A matrix spike/matrix spike duplicate was not performed due to insufficient sample volume.

QC Batch: MSV/63379
A matrix spike/matrix spike duplicate was not performed due to insufficient sample volume.

QC Batch: MSV/63388
A matrix spike/matrix spike duplicate was not performed due to insufficient sample volume.

QC Batch: MSV/63397
A matrix spike/matrix spike duplicate was not performed due to insufficient sample volume.

Additional Comments:

This report shall not be reproduced, except in full,
without the written consent of Pace Analytical Services, Inc..

Pace Analytical Services, Inc.
9608 Loiret Blvd.
Lenexa, KS 66219
(913)599-5665

PROJECT NARRATIVE

Project: FORT SMITH, AR
Pace Project No.: 60174844

Method: **EPA 5030B/8260**
Description: 8260 MSV
Client: Environ_AR
Date: September 15, 2014

Analyte Comments:

QC Batch: MSV/63362

E: Analyte concentration exceeded the calibration range. The reported result is estimated.

- MW-25-201407 (Lab ID: 60174844006)
  - trans-1,2-Dichloroethene
  - Vinyl chloride

This report shall not be reproduced, except in full,
without the written consent of Pace Analytical Services, Inc..

Pace Analytical Services, Inc.
9608 Loiret Blvd.
Lenexa, KS 66219
(913)599-5665

PROJECT NARRATIVE

Project: FORT SMITH, AR
Pace Project No.: 60174844

Method: **SM 2320B**
Description: 2320B Alkalinity
Client: Environ_AR
Date: September 15, 2014

General Information:
6 samples were analyzed for SM 2320B. All samples were received in acceptable condition with any exceptions noted below.

Hold Time:
The samples were analyzed within the method required hold times with any exceptions noted below.

Method Blank:
All analytes were below the report limit in the method blank, where applicable, with any exceptions noted below.

Laboratory Control Spike:
All laboratory control spike compounds were within QC limits with any exceptions noted below.

Matrix Spikes:
All percent recoveries and relative percent differences (RPDs) were within acceptance criteria with any exceptions noted below.

Duplicate Sample:
All duplicate sample results were within method acceptance criteria with any exceptions noted below.

Additional Comments:

This report shall not be reproduced, except in full,
without the written consent of Pace Analytical Services, Inc..

Pace Analytical Services, Inc.
9608 Loiret Blvd.
Lenexa, KS 66219
(913)599-5665

PROJECT NARRATIVE

Project: FORT SMITH, AR
Pace Project No.: 60174844

Method: **SM 3500-Fe B#4**
Description: Iron, Ferric (Calculation)
Client: Environ_AR
Date: September 15, 2014

General Information:
6 samples were analyzed for SM 3500-Fe B#4. All samples were received in acceptable condition with any exceptions noted below.

Hold Time:
The samples were analyzed within the method required hold times with any exceptions noted below.

Method Blank:
All analytes were below the report limit in the method blank, where applicable, with any exceptions noted below.

Laboratory Control Spike:
All laboratory control spike compounds were within QC limits with any exceptions noted below.

Matrix Spikes:
All percent recoveries and relative percent differences (RPDs) were within acceptance criteria with any exceptions noted below.

Additional Comments:

This report shall not be reproduced, except in full,
without the written consent of Pace Analytical Services, Inc..

Pace Analytical Services, Inc.
9608 Loiret Blvd.
Lenexa, KS 66219
(913)599-5665

PROJECT NARRATIVE

Project: FORT SMITH, AR
Pace Project No.: 60174844

Method: **SM 4500-H+B**
Description: 4500H+ pH, Electrometric
Client: Environ_AR
Date: September 15, 2014

General Information:
6 samples were analyzed for SM 4500-H+B. All samples were received in acceptable condition with any exceptions noted below.

Hold Time:
The samples were analyzed within the method required hold times with any exceptions noted below.

H6: Analysis initiated outside of the 15 minute EPA recommended holding time.
- ITMW-11-201407 (Lab ID: 60174844005)
- ITMW-12-201407 (Lab ID: 60174844002)
- ITMW-18-201407 (Lab ID: 60174844001)
- ITMW-19-201407 (Lab ID: 60174844003)
- MW-25-201407 (Lab ID: 60174844006)
- MW-38-201407 (Lab ID: 60174844004)

Method Blank:
All analytes were below the report limit in the method blank, where applicable, with any exceptions noted below.

Laboratory Control Spike:
All laboratory control spike compounds were within QC limits with any exceptions noted below.

Matrix Spikes:
All percent recoveries and relative percent differences (RPDs) were within acceptance criteria with any exceptions noted below.

Additional Comments:

Analyte Comments:

QC Batch: WET/49545

1e: Field pH
- ITMW-11-201407 (Lab ID: 60174844005)
  - pH at 25 Degrees C
- ITMW-12-201407 (Lab ID: 60174844002)
  - pH at 25 Degrees C
- ITMW-18-201407 (Lab ID: 60174844001)
  - pH at 25 Degrees C
- ITMW-19-201407 (Lab ID: 60174844003)
  - pH at 25 Degrees C
- MW-25-201407 (Lab ID: 60174844006)
  - pH at 25 Degrees C
- MW-38-201407 (Lab ID: 60174844004)
  - pH at 25 Degrees C

This report shall not be reproduced, except in full,
without the written consent of Pace Analytical Services, Inc..

Pace Analytical Services, Inc.
9608 Loiret Blvd.
Lenexa, KS 66219
(913)599-5665

PROJECT NARRATIVE

Project: FORT SMITH, AR
Pace Project No.: 60174844

Method: **SM 4500-S-2 D**
Description: 4500S2D Sulfide, Total
Client: Environ_AR
Date: September 15, 2014

General Information:
6 samples were analyzed for SM 4500-S-2 D. All samples were received in acceptable condition with any exceptions noted below.

Hold Time:
The samples were analyzed within the method required hold times with any exceptions noted below.

Method Blank:
All analytes were below the report limit in the method blank, where applicable, with any exceptions noted below.

Laboratory Control Spike:
All laboratory control spike compounds were within QC limits with any exceptions noted below.

Matrix Spikes:
All percent recoveries and relative percent differences (RPDs) were within acceptance criteria with any exceptions noted below.

Duplicate Sample:
All duplicate sample results were within method acceptance criteria with any exceptions noted below.

Additional Comments:

This report shall not be reproduced, except in full,
without the written consent of Pace Analytical Services, Inc..

Pace Analytical Services, Inc.
9608 Loiret Blvd.
Lenexa, KS 66219
(913)599-5665

PROJECT NARRATIVE

Project: FORT SMITH, AR
Pace Project No.: 60174844

Method: **EPA 300.0**
Description: 300.0 IC Anions 28 Days
Client: Environ_AR
Date: September 15, 2014

General Information:
6 samples were analyzed for EPA 300.0. All samples were received in acceptable condition with any exceptions noted below.

Hold Time:
The samples were analyzed within the method required hold times with any exceptions noted below.

Initial Calibrations (including MS Tune as applicable):
All criteria were within method requirements with any exceptions noted below.

Continuing Calibration:
All criteria were within method requirements with any exceptions noted below.

Method Blank:
All analytes were below the report limit in the method blank, where applicable, with any exceptions noted below.

Laboratory Control Spike:
All laboratory control spike compounds were within QC limits with any exceptions noted below.

Matrix Spikes:
All percent recoveries and relative percent differences (RPDs) were within acceptance criteria with any exceptions noted below.

QC Batch: WETA/30516

A matrix spike and/or matrix spike duplicate (MS/MSD) were performed on the following sample(s): 60174808001,60175014001

M1: Matrix spike recovery exceeded QC limits. Batch accepted based on laboratory control sample (LCS) recovery.

- MS (Lab ID: 1421358)
  - Chloride
- MS (Lab ID: 1421360)
  - Chloride

R1: RPD value was outside control limits.

- MSD (Lab ID: 1421359)
  - Chloride

Additional Comments:

This report shall not be reproduced, except in full,
without the written consent of Pace Analytical Services, Inc..

Pace Analytical Services, Inc.
9608 Loiret Blvd.
Lenexa, KS 66219
(913)599-5665

PROJECT NARRATIVE

Project: FORT SMITH, AR
Pace Project No.: 60174844

Method: **EPA 350.1**
Description: 350.1 Ammonia
Client: Environ_AR
Date: September 15, 2014

General Information:
6 samples were analyzed for EPA 350.1. All samples were received in acceptable condition with any exceptions noted below.

Hold Time:
The samples were analyzed within the method required hold times with any exceptions noted below.

Initial Calibrations (including MS Tune as applicable):
All criteria were within method requirements with any exceptions noted below.

Continuing Calibration:
All criteria were within method requirements with any exceptions noted below.

Method Blank:
All analytes were below the report limit in the method blank, where applicable, with any exceptions noted below.

Laboratory Control Spike:
All laboratory control spike compounds were within QC limits with any exceptions noted below.

Matrix Spikes:
All percent recoveries and relative percent differences (RPDs) were within acceptance criteria with any exceptions noted below.

QC Batch: WETA/30497

A matrix spike and/or matrix spike duplicate (MS/MSD) were performed on the following sample(s): 60174837001,60174837004

M1: Matrix spike recovery exceeded QC limits. Batch accepted based on laboratory control sample (LCS) recovery.

- MS (Lab ID: 1420401)
  - Nitrogen, Ammonia

Duplicate Sample:
All duplicate sample results were within method acceptance criteria with any exceptions noted below.

Additional Comments:

This report shall not be reproduced, except in full,
without the written consent of Pace Analytical Services, Inc..

Pace Analytical Services, Inc.
9608 Loiret Blvd.
Lenexa, KS 66219
(913)599-5665

PROJECT NARRATIVE

Project: FORT SMITH, AR
Pace Project No.: 60174844

Method: **EPA 353.2**
Description: 353.2 Nitrogen, NO2/NO3 unpres
Client: Environ_AR
Date: September 15, 2014

General Information:
6 samples were analyzed for EPA 353.2. All samples were received in acceptable condition with any exceptions noted below.

Hold Time:
The samples were analyzed within the method required hold times with any exceptions noted below.

Initial Calibrations (including MS Tune as applicable):
All criteria were within method requirements with any exceptions noted below.

Continuing Calibration:
All criteria were within method requirements with any exceptions noted below.

Method Blank:
All analytes were below the report limit in the method blank, where applicable, with any exceptions noted below.

Laboratory Control Spike:
All laboratory control spike compounds were within QC limits with any exceptions noted below.

Matrix Spikes:
All percent recoveries and relative percent differences (RPDs) were within acceptance criteria with any exceptions noted below.

QC Batch: WETA/30471

A matrix spike and/or matrix spike duplicate (MS/MSD) were performed on the following sample(s): 60174837001

M1: Matrix spike recovery exceeded QC limits. Batch accepted based on laboratory control sample (LCS) recovery.

- MS (Lab ID: 1419427)
  - Nitrogen, NO2 plus NO3

Duplicate Sample:
All duplicate sample results were within method acceptance criteria with any exceptions noted below.

Additional Comments:

This report shall not be reproduced, except in full,
without the written consent of Pace Analytical Services, Inc..

Pace Analytical Services, Inc.
9608 Loiret Blvd.
Lenexa, KS 66219
(913)599-5665

PROJECT NARRATIVE

Project: FORT SMITH, AR
Pace Project No.: 60174844

Method: **SM 4500-CO2 D**
Description: Total Carbon Dioxide Calc
Client: Environ_AR
Date: September 15, 2014

General Information:
6 samples were analyzed for SM 4500-CO2 D. All samples were received in acceptable condition with any exceptions noted below.

Hold Time:
The samples were analyzed within the method required hold times with any exceptions noted below.

Initial Calibrations (including MS Tune as applicable):
All criteria were within method requirements with any exceptions noted below.

Continuing Calibration:
All criteria were within method requirements with any exceptions noted below.

Method Blank:
All analytes were below the report limit in the method blank, where applicable, with any exceptions noted below.

Laboratory Control Spike:
All laboratory control spike compounds were within QC limits with any exceptions noted below.

Matrix Spikes:
All percent recoveries and relative percent differences (RPDs) were within acceptance criteria with any exceptions noted below.

Additional Comments:

This report shall not be reproduced, except in full,
without the written consent of Pace Analytical Services, Inc..

Pace Analytical Services, Inc.
9608 Loiret Blvd.
Lenexa, KS 66219
(913)599-5665

PROJECT NARRATIVE

Project: FORT SMITH, AR
Pace Project No.: 60174844

Method: **SM 5310C**
Description: 5310C TOC
Client: Environ_AR
Date: September 15, 2014

General Information:
6 samples were analyzed for SM 5310C. All samples were received in acceptable condition with any exceptions noted below.

Hold Time:
The samples were analyzed within the method required hold times with any exceptions noted below.

Initial Calibrations (including MS Tune as applicable):
All criteria were within method requirements with any exceptions noted below.

Continuing Calibration:
All criteria were within method requirements with any exceptions noted below.

Method Blank:
All analytes were below the report limit in the method blank, where applicable, with any exceptions noted below.

Laboratory Control Spike:
All laboratory control spike compounds were within QC limits with any exceptions noted below.

Matrix Spikes:
All percent recoveries and relative percent differences (RPDs) were within acceptance criteria with any exceptions noted below.

QC Batch: WETA/30583

A matrix spike and/or matrix spike duplicate (MS/MSD) were performed on the following sample(s): 60174754029

M1: Matrix spike recovery exceeded QC limits. Batch accepted based on laboratory control sample (LCS) recovery.

- MS (Lab ID: 1424579)
  - Total Organic Carbon

Duplicate Sample:
All duplicate sample results were within method acceptance criteria with any exceptions noted below.

Additional Comments:

This report shall not be reproduced, except in full,
without the written consent of Pace Analytical Services, Inc..

Pace Analytical Services, Inc.
9608 Loiret Blvd.
Lenexa, KS 66219
(913)599-5665

PROJECT NARRATIVE

Project: FORT SMITH, AR
Pace Project No.: 60174844

Method: **SM 4500-P E**
Description: SM4500P-E, Total Phosphorus
Client: Environ_AR
Date: September 15, 2014

General Information:
6 samples were analyzed for SM 4500-P E. All samples were received in acceptable condition with any exceptions noted below.

Hold Time:
The samples were analyzed within the method required hold times with any exceptions noted below.

Sample Preparation:
The samples were prepared in accordance with SM4500-P B with any exceptions noted below.

Initial Calibrations (including MS Tune as applicable):
All criteria were within method requirements with any exceptions noted below.

Continuing Calibration:
All criteria were within method requirements with any exceptions noted below.

Method Blank:
All analytes were below the report limit in the method blank, where applicable, with any exceptions noted below.

Laboratory Control Spike:
All laboratory control spike compounds were within QC limits with any exceptions noted below.

Matrix Spikes:
All percent recoveries and relative percent differences (RPDs) were within acceptance criteria with any exceptions noted below.

Additional Comments:

This data package has been reviewed for quality and completeness and is approved for release.

This report shall not be reproduced, except in full,
without the written consent of Pace Analytical Services, Inc..

Pace Analytical Services, Inc.
9608 Loiret Blvd.
Lenexa, KS 66219
(913)599-5665

ANALYTICAL RESULTS

Project: FORT SMITH, AR
Pace Project No.: 60174844

Sample: ITMW-18-201407 **Lab ID: 60174844001** Collected: 07/31/14 09:25 Received: 08/01/14 08:30 Matrix: Water

Parameters	Results	Units	Report Limit	MDL	DF	Prepared	Analyzed	CAS No.	Qual
Alcohol by Direct Inject GCFID	Analytical Method: EPA 8015 - Alcohol								
2-Chloroethanol	ND	ug/L	10000	1190	1		08/04/14 21:14	107-07-3	
6010 MET ICP	Analytical Method: EPA 6010 Preparation Method: EPA 3010								
Iron	**46.7J**	ug/L	50.0	24.0	1	08/04/14 16:10	08/07/14 14:25	7439-89-6	
Manganese	**12.1**	ug/L	5.0	2.5	1	08/04/14 16:10	08/07/14 14:25	7439-96-5	
8260 MSV	Analytical Method: EPA 5030B/8260								
Acetone	**24.6**	ug/L	10.0	5.0	1		08/05/14 11:09	67-64-1	
Benzene	ND	ug/L	5.0	0.50	1		08/05/14 11:09	71-43-2	
Bromodichloromethane	ND	ug/L	5.0	0.50	1		08/05/14 11:09	75-27-4	
Bromoform	ND	ug/L	5.0	0.50	1		08/05/14 11:09	75-25-2	
Bromomethane	**4.2J**	ug/L	7.0	2.5	1		08/05/14 11:09	74-83-9	
2-Butanone (MEK)	ND	ug/L	10.0	5.0	1		08/05/14 11:09	78-93-3	
Carbon disulfide	ND	ug/L	10.0	2.5	1		08/05/14 11:09	75-15-0	
Carbon tetrachloride	ND	ug/L	5.0	0.50	1		08/05/14 11:09	56-23-5	
Chlorobenzene	ND	ug/L	5.0	0.50	1		08/05/14 11:09	108-90-7	
Chloroethane	ND	ug/L	10.0	0.50	1		08/05/14 11:09	75-00-3	
Chloroform	**2.5J**	ug/L	5.0	0.50	1		08/05/14 11:09	67-66-3	
Chloromethane	**3.7J**	ug/L	10.0	0.50	1		08/05/14 11:09	74-87-3	
Dibromochloromethane	ND	ug/L	5.0	0.50	1		08/05/14 11:09	124-48-1	
1,1-Dichloroethane	**1.8J**	ug/L	2.4	0.50	1		08/05/14 11:09	75-34-3	
1,2-Dichloroethane	ND	ug/L	5.0	0.50	1		08/05/14 11:09	107-06-2	
1,1-Dichloroethene	**22.9**	ug/L	5.0	0.50	1		08/05/14 11:09	75-35-4	
cis-1,2-Dichloroethene	**139**	ug/L	5.0	0.50	1		08/05/14 11:09	156-59-2	
trans-1,2-Dichloroethene	**22.0**	ug/L	5.0	0.50	1		08/05/14 11:09	156-60-5	
1,2-Dichloropropane	ND	ug/L	5.0	0.50	1		08/05/14 11:09	78-87-5	
cis-1,3-Dichloropropene	ND	ug/L	1.0	0.50	1		08/05/14 11:09	10061-01-5	
trans-1,3-Dichloropropene	ND	ug/L	1.0	0.50	1		08/05/14 11:09	10061-02-6	
Ethylbenzene	ND	ug/L	5.0	0.50	1		08/05/14 11:09	100-41-4	
2-Hexanone	ND	ug/L	10.0	5.0	1		08/05/14 11:09	591-78-6	
Methylene chloride	**0.59J**	ug/L	5.0	0.50	1		08/05/14 11:09	75-09-2	
4-Methyl-2-pentanone (MIBK)	ND	ug/L	10.0	2.5	1		08/05/14 11:09	108-10-1	
Styrene	ND	ug/L	5.0	0.50	1		08/05/14 11:09	100-42-5	
1,1,2,2-Tetrachloroethane	**3.0**	ug/L	1.0	0.50	1		08/05/14 11:09	79-34-5	
Tetrachloroethene	**2.4J**	ug/L	5.0	0.50	1		08/05/14 11:09	127-18-4	
Toluene	ND	ug/L	5.0	0.50	1		08/05/14 11:09	108-88-3	
1,1,1-Trichloroethane	ND	ug/L	5.0	0.50	1		08/05/14 11:09	71-55-6	
1,1,2-Trichloroethane	**0.64J**	ug/L	5.0	0.50	1		08/05/14 11:09	79-00-5	
Trichloroethene	**5360**	ug/L	500	50.0	100		08/04/14 14:33	79-01-6	
Vinyl chloride	**1.6J**	ug/L	2.0	0.50	1		08/05/14 11:09	75-01-4	
Xylene (Total)	ND	ug/L	5.0	1.5	1		08/05/14 11:09	1330-20-7	
Surrogates									
4-Bromofluorobenzene (S)	95	%	80-120		1		08/05/14 11:09	460-00-4	
1,2-Dichloroethane-d4 (S)	99	%	80-120		1		08/05/14 11:09	17060-07-0	
Toluene-d8 (S)	102	%	80-120		1		08/05/14 11:09	2037-26-5	
Preservation pH	**1.0**		0.10	0.10	1		08/05/14 11:09		

This report shall not be reproduced, except in full,
without the written consent of Pace Analytical Services, Inc..

Pace Analytical Services, Inc.
9608 Loiret Blvd.
Lenexa, KS 66219
(913)599-5665

ANALYTICAL RESULTS

Project: FORT SMITH, AR
Pace Project No.: 60174844

Sample: ITMW-18-201407 **Lab ID: 60174844001** Collected: 07/31/14 09:25 Received: 08/01/14 08:30 Matrix: Water

Parameters	Results	Units	Report Limit	MDL	DF	Prepared	Analyzed	CAS No.	Qual
2320B Alkalinity	Analytical Method: SM 2320B								
Alkalinity,Bicarbonate (CaCO3)	**67.6**	mg/L	20.0	1.9	1		08/11/14 15:41		
Alkalinity, Carbonate (CaCO3)	ND	mg/L	20.0	1.9	1		08/11/14 15:41		
Alkalinity, Total as CaCO3	**67.6**	mg/L	20.0	1.9	1		08/11/14 15:41		
Iron, Ferric (Calculation)	Analytical Method: SM 3500-Fe B#4								
Iron, Ferric	**0.047J**	mg/L	0.20		1		08/13/14 00:00	7439-89-6	
4500H+ pH, Electrometric	Analytical Method: SM 4500-H+B								
pH at 25 Degrees C	**5.8**	Std. Units	0.10	0.10	1		08/12/14 00:00		1e,H6
4500S2D Sulfide, Total	Analytical Method: SM 4500-S-2 D								
Sulfide, Total	ND	mg/L	0.050	0.0096	1		08/06/14 10:29	18496-25-8	
300.0 IC Anions 28 Days	Analytical Method: EPA 300.0								
Chloride	**130**	mg/L	20.0	10.0	20		08/08/14 14:29	16887-00-6	
Sulfate	**205**	mg/L	20.0	10.0	20		08/08/14 14:29	14808-79-8	
350.1 Ammonia	Analytical Method: EPA 350.1								
Nitrogen, Ammonia	ND	mg/L	0.10	0.014	1		08/05/14 14:48	7664-41-7	
353.2 Nitrogen, NO2/NO3 unpres	Analytical Method: EPA 353.2								
Nitrogen, Nitrate	**2.7**	mg/L	0.10	0.031	1		08/01/14 14:34		
Nitrogen, Nitrite	ND	mg/L	0.10	0.031	1		08/01/14 14:34		
Nitrogen, NO2 plus NO3	**2.7**	mg/L	0.10	0.013	1		08/01/14 14:34		
Total Carbon Dioxide Calc	Analytical Method: SM 4500-CO2 D								
Carbon Dioxide Calculation	**255**	mg/L			1		08/13/14 00:00		
5310C TOC	Analytical Method: SM 5310C								
Total Organic Carbon	**0.72J**	mg/L	1.0	0.50	1		08/13/14 17:40	7440-44-0	
SM4500P-E, Total Phosphorus	Analytical Method: SM 4500-P E Preparation Method: SM4500-P B								
Phosphate as P04	**0.032**	mg/L	0.030	0.015	1	08/08/14 09:09	08/08/14 13:40		

This report shall not be reproduced, except in full,
without the written consent of Pace Analytical Services, Inc..

Pace Analytical Services, Inc.
9608 Loiret Blvd.
Lenexa, KS 66219
(913)599-5665

ANALYTICAL RESULTS

Project: FORT SMITH, AR
Pace Project No.: 60174844

Sample: ITMW-12-201407 **Lab ID: 60174844002** Collected: 07/31/14 11:05 Received: 08/01/14 08:30 Matrix: Water

Parameters	Results	Units	Report Limit	MDL	DF	Prepared	Analyzed	CAS No.	Qual
Alcohol by Direct Inject GCFID	Analytical Method: EPA 8015 - Alcohol								
2-Chloroethanol	ND	ug/L	10000	1190	1		08/04/14 21:25	107-07-3	
6010 MET ICP	Analytical Method: EPA 6010 Preparation Method: EPA 3010								
Iron	**26.5J**	ug/L	50.0	24.0	1	08/04/14 16:10	08/07/14 14:27	7439-89-6	
Manganese	**39.5**	ug/L	5.0	2.5	1	08/04/14 16:10	08/07/14 14:27	7439-96-5	
8260 MSV	Analytical Method: EPA 5030B/8260								
Acetone	ND	ug/L	10.0	5.0	1		08/07/14 00:57	67-64-1	
Benzene	ND	ug/L	5.0	0.50	1		08/07/14 00:57	71-43-2	
Bromodichloromethane	ND	ug/L	5.0	0.50	1		08/07/14 00:57	75-27-4	
Bromoform	ND	ug/L	5.0	0.50	1		08/07/14 00:57	75-25-2	
Bromomethane	ND	ug/L	7.0	2.5	1		08/07/14 00:57	74-83-9	
2-Butanone (MEK)	ND	ug/L	10.0	5.0	1		08/07/14 00:57	78-93-3	
Carbon disulfide	ND	ug/L	10.0	2.5	1		08/07/14 00:57	75-15-0	
Carbon tetrachloride	ND	ug/L	5.0	0.50	1		08/07/14 00:57	56-23-5	
Chlorobenzene	ND	ug/L	5.0	0.50	1		08/07/14 00:57	108-90-7	
Chloroethane	ND	ug/L	10.0	0.50	1		08/07/14 00:57	75-00-3	
Chloroform	**0.55J**	ug/L	5.0	0.50	1		08/07/14 00:57	67-66-3	
Chloromethane	ND	ug/L	10.0	0.50	1		08/07/14 00:57	74-87-3	
Dibromochloromethane	ND	ug/L	5.0	0.50	1		08/07/14 00:57	124-48-1	
1,1-Dichloroethane	ND	ug/L	2.4	0.50	1		08/07/14 00:57	75-34-3	
1,2-Dichloroethane	ND	ug/L	5.0	0.50	1		08/07/14 00:57	107-06-2	
1,1-Dichloroethene	**2.1J**	ug/L	5.0	0.50	1		08/07/14 00:57	75-35-4	
cis-1,2-Dichloroethene	**173**	ug/L	125	12.5	25		08/06/14 07:17	156-59-2	
trans-1,2-Dichloroethene	**1.3J**	ug/L	5.0	0.50	1		08/07/14 00:57	156-60-5	
1,2-Dichloropropane	ND	ug/L	5.0	0.50	1		08/07/14 00:57	78-87-5	
cis-1,3-Dichloropropene	ND	ug/L	1.0	0.50	1		08/07/14 00:57	10061-01-5	
trans-1,3-Dichloropropene	ND	ug/L	1.0	0.50	1		08/07/14 00:57	10061-02-6	
Ethylbenzene	ND	ug/L	5.0	0.50	1		08/07/14 00:57	100-41-4	
2-Hexanone	ND	ug/L	10.0	5.0	1		08/07/14 00:57	591-78-6	
Methylene chloride	ND	ug/L	5.0	0.50	1		08/07/14 00:57	75-09-2	
4-Methyl-2-pentanone (MIBK)	ND	ug/L	10.0	2.5	1		08/07/14 00:57	108-10-1	
Styrene	ND	ug/L	5.0	0.50	1		08/07/14 00:57	100-42-5	
1,1,2,2-Tetrachloroethane	ND	ug/L	1.0	0.50	1		08/07/14 00:57	79-34-5	
Tetrachloroethene	**1.6J**	ug/L	5.0	0.50	1		08/07/14 00:57	127-18-4	
Toluene	ND	ug/L	5.0	0.50	1		08/07/14 00:57	108-88-3	
1,1,1-Trichloroethane	ND	ug/L	5.0	0.50	1		08/07/14 00:57	71-55-6	
1,1,2-Trichloroethane	ND	ug/L	5.0	0.50	1		08/07/14 00:57	79-00-5	
Trichloroethene	**2710**	ug/L	125	12.5	25		08/06/14 07:17	79-01-6	
Vinyl chloride	**13.6**	ug/L	2.0	0.50	1		08/07/14 00:57	75-01-4	
Xylene (Total)	ND	ug/L	5.0	1.5	1		08/07/14 00:57	1330-20-7	
Surrogates									
4-Bromofluorobenzene (S)	95	%	80-120		1		08/07/14 00:57	460-00-4	
1,2-Dichloroethane-d4 (S)	89	%	80-120		1		08/07/14 00:57	17060-07-0	
Toluene-d8 (S)	99	%	80-120		1		08/07/14 00:57	2037-26-5	
Preservation pH	**1.0**		0.10	0.10	1		08/07/14 00:57		

This report shall not be reproduced, except in full,
without the written consent of Pace Analytical Services, Inc..

Pace Analytical Services, Inc.
9608 Loiret Blvd.
Lenexa, KS 66219
(913)599-5665

ANALYTICAL RESULTS

Project: FORT SMITH, AR
Pace Project No.: 60174844

Sample: ITMW-12-201407 **Lab ID: 60174844002** Collected: 07/31/14 11:05 Received: 08/01/14 08:30 Matrix: Water

Parameters	Results	Units	Report Limit	MDL	DF	Prepared	Analyzed	CAS No.	Qual
2320B Alkalinity	Analytical Method: SM 2320B								
Alkalinity,Bicarbonate (CaCO3)	**82.3**	mg/L	20.0	1.9	1		08/11/14 15:46		
Alkalinity, Carbonate (CaCO3)	ND	mg/L	20.0	1.9	1		08/11/14 15:46		
Alkalinity, Total as CaCO3	**82.3**	mg/L	20.0	1.9	1		08/11/14 15:46		
Iron, Ferric (Calculation)	Analytical Method: SM 3500-Fe B#4								
Iron, Ferric	**0.0065J**	mg/L	0.20		1		08/13/14 00:00	7439-89-6	
4500H+ pH, Electrometric	Analytical Method: SM 4500-H+B								
pH at 25 Degrees C	**6.1**	Std. Units	0.10	0.10	1		08/12/14 00:00		1e,H6
4500S2D Sulfide, Total	Analytical Method: SM 4500-S-2 D								
Sulfide, Total	ND	mg/L	0.050	0.0096	1		08/06/14 10:31	18496-25-8	
300.0 IC Anions 28 Days	Analytical Method: EPA 300.0								
Chloride	**24.3**	mg/L	2.0	1.0	2		08/08/14 15:14	16887-00-6	
Sulfate	**12.7**	mg/L	1.0	0.50	1		08/07/14 15:27	14808-79-8	
350.1 Ammonia	Analytical Method: EPA 350.1								
Nitrogen, Ammonia	ND	mg/L	0.10	0.014	1		08/05/14 14:49	7664-41-7	
353.2 Nitrogen, NO2/NO3 unpres	Analytical Method: EPA 353.2								
Nitrogen, Nitrate	**0.22**	mg/L	0.10	0.031	1		08/01/14 14:35		
Nitrogen, Nitrite	ND	mg/L	0.10	0.031	1		08/01/14 14:35		
Nitrogen, NO2 plus NO3	**0.22**	mg/L	0.10	0.013	1		08/01/14 14:35		
Total Carbon Dioxide Calc	Analytical Method: SM 4500-CO2 D								
Carbon Dioxide Calculation	**197**	mg/L			1		08/13/14 00:00		
5310C TOC	Analytical Method: SM 5310C								
Total Organic Carbon	**0.67J**	mg/L	1.0	0.50	1		08/13/14 18:00	7440-44-0	
SM4500P-E, Total Phosphorus	Analytical Method: SM 4500-P E Preparation Method: SM4500-P B								
Phosphate as P04	ND	mg/L	0.030	0.015	1	08/08/14 09:09	08/08/14 13:40		

This report shall not be reproduced, except in full,
without the written consent of Pace Analytical Services, Inc..

Pace Analytical Services, Inc.
9608 Loiret Blvd.
Lenexa, KS 66219
(913)599-5665

ANALYTICAL RESULTS

Project: FORT SMITH, AR
Pace Project No.: 60174844

Sample: ITMW-19-201407 **Lab ID: 60174844003** Collected: 07/31/14 09:20 Received: 08/01/14 08:30 Matrix: Water

Parameters	Results	Units	Report Limit	MDL	DF	Prepared	Analyzed	CAS No.	Qual
Alcohol by Direct Inject GCFID	Analytical Method: EPA 8015 - Alcohol								
2-Chloroethanol	ND	ug/L	10000	1190	1		08/04/14 21:36	107-07-3	
6010 MET ICP	Analytical Method: EPA 6010 Preparation Method: EPA 3010								
Iron	ND	ug/L	50.0	24.0	1	08/04/14 16:10	08/07/14 14:34	7439-89-6	
Manganese	**91.0**	ug/L	5.0	2.5	1	08/04/14 16:10	08/07/14 14:34	7439-96-5	
8260 MSV	Analytical Method: EPA 5030B/8260								
Acetone	ND	ug/L	10.0	5.0	1		08/07/14 01:11	67-64-1	
Benzene	ND	ug/L	5.0	0.50	1		08/07/14 01:11	71-43-2	
Bromodichloromethane	ND	ug/L	5.0	0.50	1		08/07/14 01:11	75-27-4	
Bromoform	ND	ug/L	5.0	0.50	1		08/07/14 01:11	75-25-2	
Bromomethane	ND	ug/L	7.0	2.5	1		08/07/14 01:11	74-83-9	
2-Butanone (MEK)	ND	ug/L	10.0	5.0	1		08/07/14 01:11	78-93-3	
Carbon disulfide	ND	ug/L	10.0	2.5	1		08/07/14 01:11	75-15-0	
Carbon tetrachloride	ND	ug/L	5.0	0.50	1		08/07/14 01:11	56-23-5	
Chlorobenzene	ND	ug/L	5.0	0.50	1		08/07/14 01:11	108-90-7	
Chloroethane	ND	ug/L	10.0	0.50	1		08/07/14 01:11	75-00-3	
Chloroform	**4.0J**	ug/L	5.0	0.50	1		08/07/14 01:11	67-66-3	
Chloromethane	ND	ug/L	10.0	0.50	1		08/07/14 01:11	74-87-3	
Dibromochloromethane	ND	ug/L	5.0	0.50	1		08/07/14 01:11	124-48-1	
1,1-Dichloroethane	ND	ug/L	2.4	0.50	1		08/07/14 01:11	75-34-3	
1,2-Dichloroethane	ND	ug/L	5.0	0.50	1		08/07/14 01:11	107-06-2	
1,1-Dichloroethene	**21.8**	ug/L	5.0	0.50	1		08/07/14 01:11	75-35-4	
cis-1,2-Dichloroethene	**85.5**	ug/L	5.0	0.50	1		08/07/14 01:11	156-59-2	
trans-1,2-Dichloroethene	**0.58J**	ug/L	5.0	0.50	1		08/07/14 01:11	156-60-5	
1,2-Dichloropropane	ND	ug/L	5.0	0.50	1		08/07/14 01:11	78-87-5	
cis-1,3-Dichloropropene	ND	ug/L	1.0	0.50	1		08/07/14 01:11	10061-01-5	
trans-1,3-Dichloropropene	ND	ug/L	1.0	0.50	1		08/07/14 01:11	10061-02-6	
Ethylbenzene	ND	ug/L	5.0	0.50	1		08/07/14 01:11	100-41-4	
2-Hexanone	ND	ug/L	10.0	5.0	1		08/07/14 01:11	591-78-6	
Methylene chloride	ND	ug/L	5.0	0.50	1		08/07/14 01:11	75-09-2	
4-Methyl-2-pentanone (MIBK)	ND	ug/L	10.0	2.5	1		08/07/14 01:11	108-10-1	
Styrene	ND	ug/L	5.0	0.50	1		08/07/14 01:11	100-42-5	
1,1,2,2-Tetrachloroethane	ND	ug/L	1.0	0.50	1		08/07/14 01:11	79-34-5	
Tetrachloroethene	**2.7J**	ug/L	5.0	0.50	1		08/07/14 01:11	127-18-4	
Toluene	ND	ug/L	5.0	0.50	1		08/07/14 01:11	108-88-3	
1,1,1-Trichloroethane	ND	ug/L	5.0	0.50	1		08/07/14 01:11	71-55-6	
1,1,2-Trichloroethane	**0.68J**	ug/L	5.0	0.50	1		08/07/14 01:11	79-00-5	
Trichloroethene	**13300**	ug/L	500	50.0	100		08/06/14 07:32	79-01-6	
Vinyl chloride	**0.96J**	ug/L	2.0	0.50	1		08/07/14 01:11	75-01-4	
Xylene (Total)	ND	ug/L	5.0	1.5	1		08/07/14 01:11	1330-20-7	
Surrogates									
4-Bromofluorobenzene (S)	95	%	80-120		1		08/07/14 01:11	460-00-4	
1,2-Dichloroethane-d4 (S)	95	%	80-120		1		08/07/14 01:11	17060-07-0	
Toluene-d8 (S)	95	%	80-120		1		08/07/14 01:11	2037-26-5	
Preservation pH	**1.0**		0.10	0.10	1		08/07/14 01:11		

REPORT OF LABORATORY ANALYSIS

This report shall not be reproduced, except in full,
without the written consent of Pace Analytical Services, Inc..

Pace Analytical Services, Inc.
9608 Loiret Blvd.
Lenexa, KS 66219
(913)599-5665

ANALYTICAL RESULTS

Project: FORT SMITH, AR
Pace Project No.: 60174844

Sample: ITMW-19-201407 **Lab ID: 60174844003** Collected: 07/31/14 09:20 Received: 08/01/14 08:30 Matrix: Water

Parameters	Results	Units	Report Limit	MDL	DF	Prepared	Analyzed	CAS No.	Qual
2320B Alkalinity	Analytical Method: SM 2320B								
Alkalinity,Bicarbonate (CaCO3)	**105**	mg/L	20.0	1.9	1		08/11/14 15:50		
Alkalinity, Carbonate (CaCO3)	ND	mg/L	20.0	1.9	1		08/11/14 15:50		
Alkalinity, Total as CaCO3	**105**	mg/L	20.0	1.9	1		08/11/14 15:50		
Iron, Ferric (Calculation)	Analytical Method: SM 3500-Fe B#4								
Iron, Ferric	**0.0J**	mg/L	0.20		1		08/13/14 00:00	7439-89-6	
4500H+ pH, Electrometric	Analytical Method: SM 4500-H+B								
pH at 25 Degrees C	**6.1**	Std. Units	0.10	0.10	1		08/12/14 00:00		1e,H6
4500S2D Sulfide, Total	Analytical Method: SM 4500-S-2 D								
Sulfide, Total	ND	mg/L	0.050	0.0096	1		08/06/14 10:32	18496-25-8	
300.0 IC Anions 28 Days	Analytical Method: EPA 300.0								
Chloride	**274**	mg/L	50.0	25.0	50		08/08/14 15:29	16887-00-6	
Sulfate	**7.7**	mg/L	1.0	0.50	1		08/07/14 15:42	14808-79-8	
350.1 Ammonia	Analytical Method: EPA 350.1								
Nitrogen, Ammonia	ND	mg/L	0.10	0.014	1		08/05/14 14:50	7664-41-7	
353.2 Nitrogen, NO2/NO3 unpres	Analytical Method: EPA 353.2								
Nitrogen, Nitrate	**1.9**	mg/L	0.10	0.031	1		08/01/14 14:36		
Nitrogen, Nitrite	ND	mg/L	0.10	0.031	1		08/01/14 14:36		
Nitrogen, NO2 plus NO3	**1.9**	mg/L	0.10	0.013	1		08/01/14 14:36		
Total Carbon Dioxide Calc	Analytical Method: SM 4500-CO2 D								
Carbon Dioxide Calculation	**267**	mg/L			1		08/13/14 00:00		
5310C TOC	Analytical Method: SM 5310C								
Total Organic Carbon	ND	mg/L	1.0	0.50	1		08/13/14 18:19	7440-44-0	
SM4500P-E, Total Phosphorus	Analytical Method: SM 4500-P E Preparation Method: SM4500-P B								
Phosphate as P04	ND	mg/L	0.030	0.015	1	08/08/14 09:09	08/08/14 13:40		

This report shall not be reproduced, except in full,
without the written consent of Pace Analytical Services, Inc..

Pace Analytical Services, Inc.
9608 Loiret Blvd.
Lenexa, KS 66219
(913)599-5665

ANALYTICAL RESULTS

Project: FORT SMITH, AR
Pace Project No.: 60174844

Sample: MW-38-201407 **Lab ID: 60174844004** Collected: 07/31/14 09:15 Received: 08/01/14 08:30 Matrix: Water

Parameters	Results	Units	Report Limit	MDL	DF	Prepared	Analyzed	CAS No.	Qual
Alcohol by Direct Inject GCFID	Analytical Method: EPA 8015 - Alcohol								
2-Chloroethanol	ND	ug/L	10000	1190	1		08/04/14 21:48	107-07-3	
6010 MET ICP	Analytical Method: EPA 6010 Preparation Method: EPA 3010								
Iron	**3110**	ug/L	50.0	24.0	1	08/04/14 16:10	08/07/14 14:36	7439-89-6	
Manganese	**3570**	ug/L	5.0	2.5	1	08/04/14 16:10	08/07/14 14:36	7439-96-5	
8260 MSV	Analytical Method: EPA 5030B/8260								
Acetone	ND	ug/L	10.0	5.0	1		08/07/14 01:25	67-64-1	
Benzene	ND	ug/L	5.0	0.50	1		08/07/14 01:25	71-43-2	
Bromodichloromethane	ND	ug/L	5.0	0.50	1		08/07/14 01:25	75-27-4	
Bromoform	ND	ug/L	5.0	0.50	1		08/07/14 01:25	75-25-2	
Bromomethane	ND	ug/L	7.0	2.5	1		08/07/14 01:25	74-83-9	
2-Butanone (MEK)	ND	ug/L	10.0	5.0	1		08/07/14 01:25	78-93-3	
Carbon disulfide	ND	ug/L	10.0	2.5	1		08/07/14 01:25	75-15-0	
Carbon tetrachloride	ND	ug/L	5.0	0.50	1		08/07/14 01:25	56-23-5	
Chlorobenzene	ND	ug/L	5.0	0.50	1		08/07/14 01:25	108-90-7	
Chloroethane	**1.2J**	ug/L	10.0	0.50	1		08/07/14 01:25	75-00-3	
Chloroform	ND	ug/L	5.0	0.50	1		08/07/14 01:25	67-66-3	
Chloromethane	ND	ug/L	10.0	0.50	1		08/07/14 01:25	74-87-3	
Dibromochloromethane	ND	ug/L	5.0	0.50	1		08/07/14 01:25	124-48-1	
1,1-Dichloroethane	ND	ug/L	2.4	0.50	1		08/07/14 01:25	75-34-3	
1,2-Dichloroethane	ND	ug/L	5.0	0.50	1		08/07/14 01:25	107-06-2	
1,1-Dichloroethene	**27.1**	ug/L	5.0	0.50	1		08/07/14 01:25	75-35-4	
cis-1,2-Dichloroethene	**637**	ug/L	125	12.5	25		08/06/14 07:46	156-59-2	
trans-1,2-Dichloroethene	**6.7**	ug/L	5.0	0.50	1		08/07/14 01:25	156-60-5	
1,2-Dichloropropane	ND	ug/L	5.0	0.50	1		08/07/14 01:25	78-87-5	
cis-1,3-Dichloropropene	ND	ug/L	1.0	0.50	1		08/07/14 01:25	10061-01-5	
trans-1,3-Dichloropropene	ND	ug/L	1.0	0.50	1		08/07/14 01:25	10061-02-6	
Ethylbenzene	ND	ug/L	5.0	0.50	1		08/07/14 01:25	100-41-4	
2-Hexanone	ND	ug/L	10.0	5.0	1		08/07/14 01:25	591-78-6	
Methylene chloride	ND	ug/L	5.0	0.50	1		08/07/14 01:25	75-09-2	
4-Methyl-2-pentanone (MIBK)	ND	ug/L	10.0	2.5	1		08/07/14 01:25	108-10-1	
Styrene	ND	ug/L	5.0	0.50	1		08/07/14 01:25	100-42-5	
1,1,2,2-Tetrachloroethane	ND	ug/L	1.0	0.50	1		08/07/14 01:25	79-34-5	
Tetrachloroethene	ND	ug/L	5.0	0.50	1		08/07/14 01:25	127-18-4	
Toluene	ND	ug/L	5.0	0.50	1		08/07/14 01:25	108-88-3	
1,1,1-Trichloroethane	ND	ug/L	5.0	0.50	1		08/07/14 01:25	71-55-6	
1,1,2-Trichloroethane	ND	ug/L	5.0	0.50	1		08/07/14 01:25	79-00-5	
Trichloroethene	**1720**	ug/L	125	12.5	25		08/06/14 07:46	79-01-6	
Vinyl chloride	**197**	ug/L	2.0	0.50	1		08/07/14 01:25	75-01-4	
Xylene (Total)	ND	ug/L	5.0	1.5	1		08/07/14 01:25	1330-20-7	
Surrogates									
4-Bromofluorobenzene (S)	96	%	80-120		1		08/07/14 01:25	460-00-4	
1,2-Dichloroethane-d4 (S)	92	%	80-120		1		08/07/14 01:25	17060-07-0	
Toluene-d8 (S)	98	%	80-120		1		08/07/14 01:25	2037-26-5	
Preservation pH	**1.0**		0.10	0.10	1		08/07/14 01:25		

REPORT OF LABORATORY ANALYSIS

This report shall not be reproduced, except in full,
without the written consent of Pace Analytical Services, Inc..

Pace Analytical Services, Inc.
9608 Loiret Blvd.
Lenexa, KS 66219
(913)599-5665

ANALYTICAL RESULTS

Project: FORT SMITH, AR
Pace Project No.: 60174844

Sample: MW-38-201407 **Lab ID: 60174844004** Collected: 07/31/14 09:15 Received: 08/01/14 08:30 Matrix: Water

Parameters	Results	Units	Report Limit	MDL	DF	Prepared	Analyzed	CAS No.	Qual
2320B Alkalinity	Analytical Method: SM 2320B								
Alkalinity,Bicarbonate (CaCO3)	**101**	mg/L	20.0	1.9	1		08/11/14 15:54		
Alkalinity, Carbonate (CaCO3)	ND	mg/L	20.0	1.9	1		08/11/14 15:54		
Alkalinity, Total as CaCO3	**101**	mg/L	20.0	1.9	1		08/11/14 15:54		
Iron, Ferric (Calculation)	Analytical Method: SM 3500-Fe B#4								
Iron, Ferric	**0.0J**	mg/L	0.20		1		08/13/14 00:00	7439-89-6	
4500H+ pH, Electrometric	Analytical Method: SM 4500-H+B								
pH at 25 Degrees C	**6.0**	Std. Units	0.10	0.10	1		08/12/14 00:00		1e,H6
4500S2D Sulfide, Total	Analytical Method: SM 4500-S-2 D								
Sulfide, Total	ND	mg/L	0.050	0.0096	1		08/06/14 10:32	18496-25-8	
300.0 IC Anions 28 Days	Analytical Method: EPA 300.0								
Chloride	**19.0**	mg/L	2.0	1.0	2		08/08/14 15:44	16887-00-6	
Sulfate	**21.3**	mg/L	2.0	1.0	2		08/08/14 15:44	14808-79-8	
350.1 Ammonia	Analytical Method: EPA 350.1								
Nitrogen, Ammonia	ND	mg/L	0.10	0.014	1		08/05/14 14:51	7664-41-7	
353.2 Nitrogen, NO2/NO3 unpres	Analytical Method: EPA 353.2								
Nitrogen, Nitrate	ND	mg/L	0.10	0.031	1		08/01/14 14:39		
Nitrogen, Nitrite	ND	mg/L	0.10	0.031	1		08/01/14 14:39		
Nitrogen, NO2 plus NO3	ND	mg/L	0.10	0.013	1		08/01/14 14:39		
Total Carbon Dioxide Calc	Analytical Method: SM 4500-CO2 D								
Carbon Dioxide Calculation	**277**	mg/L			1		08/13/14 00:00		
5310C TOC	Analytical Method: SM 5310C								
Total Organic Carbon	**2.0**	mg/L	1.0	0.50	1		08/13/14 18:39	7440-44-0	
SM4500P-E, Total Phosphorus	Analytical Method: SM 4500-P E Preparation Method: SM4500-P B								
Phosphate as P04	**0.032**	mg/L	0.030	0.015	1	08/08/14 09:09	08/08/14 13:40		

REPORT OF LABORATORY ANALYSIS

This report shall not be reproduced, except in full,
without the written consent of Pace Analytical Services, Inc..

Pace Analytical Services, Inc.
9608 Loiret Blvd.
Lenexa, KS 66219
(913)599-5665

ANALYTICAL RESULTS

Project: FORT SMITH, AR
Pace Project No.: 60174844

Sample: ITMW-11-201407 **Lab ID: 60174844005** Collected: 07/31/14 10:40 Received: 08/01/14 08:30 Matrix: Water

Parameters	Results	Units	Report Limit	MDL	DF	Prepared	Analyzed	CAS No.	Qual
Alcohol by Direct Inject GCFID	Analytical Method: EPA 8015 - Alcohol								
2-Chloroethanol	ND	ug/L	10000	1190	1		08/04/14 21:59	107-07-3	
6010 MET ICP	Analytical Method: EPA 6010 Preparation Method: EPA 3010								
Iron	**236**	ug/L	50.0	24.0	1	08/04/14 16:10	08/07/14 14:38	7439-89-6	
Manganese	**74.9**	ug/L	5.0	2.5	1	08/04/14 16:10	08/07/14 14:38	7439-96-5	
8260 MSV	Analytical Method: EPA 5030B/8260								
Acetone	ND	ug/L	10.0	5.0	1		08/07/14 00:29	67-64-1	
Benzene	ND	ug/L	5.0	0.50	1		08/07/14 00:29	71-43-2	
Bromodichloromethane	ND	ug/L	5.0	0.50	1		08/07/14 00:29	75-27-4	
Bromoform	ND	ug/L	5.0	0.50	1		08/07/14 00:29	75-25-2	
Bromomethane	ND	ug/L	7.0	2.5	1		08/07/14 00:29	74-83-9	
2-Butanone (MEK)	ND	ug/L	10.0	5.0	1		08/07/14 00:29	78-93-3	
Carbon disulfide	ND	ug/L	10.0	2.5	1		08/07/14 00:29	75-15-0	
Carbon tetrachloride	ND	ug/L	5.0	0.50	1		08/07/14 00:29	56-23-5	
Chlorobenzene	ND	ug/L	5.0	0.50	1		08/07/14 00:29	108-90-7	
Chloroethane	ND	ug/L	10.0	0.50	1		08/07/14 00:29	75-00-3	
Chloroform	**1.4J**	ug/L	5.0	0.50	1		08/07/14 00:29	67-66-3	
Chloromethane	ND	ug/L	10.0	0.50	1		08/07/14 00:29	74-87-3	
Dibromochloromethane	ND	ug/L	5.0	0.50	1		08/07/14 00:29	124-48-1	
1,1-Dichloroethane	**0.78J**	ug/L	2.4	0.50	1		08/07/14 00:29	75-34-3	
1,2-Dichloroethane	ND	ug/L	5.0	0.50	1		08/07/14 00:29	107-06-2	
1,1-Dichloroethene	**2.3J**	ug/L	5.0	0.50	1		08/07/14 00:29	75-35-4	
cis-1,2-Dichloroethene	**156**	ug/L	5.0	0.50	1		08/07/14 00:29	156-59-2	
trans-1,2-Dichloroethene	**1.1J**	ug/L	5.0	0.50	1		08/07/14 00:29	156-60-5	
1,2-Dichloropropane	ND	ug/L	5.0	0.50	1		08/07/14 00:29	78-87-5	
cis-1,3-Dichloropropene	ND	ug/L	1.0	0.50	1		08/07/14 00:29	10061-01-5	
trans-1,3-Dichloropropene	ND	ug/L	1.0	0.50	1		08/07/14 00:29	10061-02-6	
Ethylbenzene	ND	ug/L	5.0	0.50	1		08/07/14 00:29	100-41-4	
2-Hexanone	ND	ug/L	10.0	5.0	1		08/07/14 00:29	591-78-6	
Methylene chloride	**1.5J**	ug/L	5.0	0.50	1		08/07/14 00:29	75-09-2	
4-Methyl-2-pentanone (MIBK)	ND	ug/L	10.0	2.5	1		08/07/14 00:29	108-10-1	
Styrene	ND	ug/L	5.0	0.50	1		08/07/14 00:29	100-42-5	
1,1,2,2-Tetrachloroethane	ND	ug/L	1.0	0.50	1		08/07/14 00:29	79-34-5	
Tetrachloroethene	**2.4J**	ug/L	5.0	0.50	1		08/07/14 00:29	127-18-4	
Toluene	**0.59J**	ug/L	5.0	0.50	1		08/07/14 00:29	108-88-3	
1,1,1-Trichloroethane	ND	ug/L	5.0	0.50	1		08/07/14 00:29	71-55-6	
1,1,2-Trichloroethane	ND	ug/L	5.0	0.50	1		08/07/14 00:29	79-00-5	
Trichloroethene	**7380**	ug/L	250	25.0	50		08/07/14 00:43	79-01-6	
Vinyl chloride	**6.9**	ug/L	2.0	0.50	1		08/07/14 00:29	75-01-4	
Xylene (Total)	ND	ug/L	5.0	1.5	1		08/07/14 00:29	1330-20-7	
Surrogates									
4-Bromofluorobenzene (S)	96	%	80-120		1		08/07/14 00:29	460-00-4	
1,2-Dichloroethane-d4 (S)	94	%	80-120		1		08/07/14 00:29	17060-07-0	
Toluene-d8 (S)	97	%	80-120		1		08/07/14 00:29	2037-26-5	
Preservation pH	**1.0**		0.10	0.10	1		08/07/14 00:29		

This report shall not be reproduced, except in full,
without the written consent of Pace Analytical Services, Inc..

Pace Analytical Services, Inc.
9608 Loiret Blvd.
Lenexa, KS 66219
(913)599-5665

ANALYTICAL RESULTS

Project: FORT SMITH, AR
Pace Project No.: 60174844

Sample: ITMW-11-201407 **Lab ID: 60174844005** Collected: 07/31/14 10:40 Received: 08/01/14 08:30 Matrix: Water

Parameters	Results	Units	Report Limit	MDL	DF	Prepared	Analyzed	CAS No.	Qual
2320B Alkalinity	Analytical Method: SM 2320B								
Alkalinity,Bicarbonate (CaCO3)	**93.4**	mg/L	20.0	1.9	1		08/11/14 15:59		
Alkalinity, Carbonate (CaCO3)	ND	mg/L	20.0	1.9	1		08/11/14 15:59		
Alkalinity, Total as CaCO3	**93.4**	mg/L	20.0	1.9	1		08/11/14 15:59		
Iron, Ferric (Calculation)	Analytical Method: SM 3500-Fe B#4								
Iron, Ferric	**0.0J**	mg/L	0.20		1		08/13/14 00:00	7439-89-6	
4500H+ pH, Electrometric	Analytical Method: SM 4500-H+B								
pH at 25 Degrees C	**6.2**	Std. Units	0.10	0.10	1		08/12/14 00:00		1e,H6
4500S2D Sulfide, Total	Analytical Method: SM 4500-S-2 D								
Sulfide, Total	ND	mg/L	0.050	0.0096	1		08/06/14 10:32	18496-25-8	
300.0 IC Anions 28 Days	Analytical Method: EPA 300.0								
Chloride	**16.5**	mg/L	1.0	0.060	1		08/07/14 16:11	16887-00-6	
Sulfate	**18.5**	mg/L	1.0	0.50	1		08/07/14 16:11	14808-79-8	
350.1 Ammonia	Analytical Method: EPA 350.1								
Nitrogen, Ammonia	ND	mg/L	0.10	0.014	1		08/05/14 14:52	7664-41-7	
353.2 Nitrogen, NO2/NO3 unpres	Analytical Method: EPA 353.2								
Nitrogen, Nitrate	**0.24**	mg/L	0.10	0.031	1		08/01/14 14:40		
Nitrogen, Nitrite	ND	mg/L	0.10	0.031	1		08/01/14 14:40		
Nitrogen, NO2 plus NO3	**0.24**	mg/L	0.10	0.013	1		08/01/14 14:40		
Total Carbon Dioxide Calc	Analytical Method: SM 4500-CO2 D								
Carbon Dioxide Calculation	**192**	mg/L			1		08/13/14 00:00		
5310C TOC	Analytical Method: SM 5310C								
Total Organic Carbon	**0.67J**	mg/L	1.0	0.50	1		08/13/14 19:37	7440-44-0	
SM4500P-E, Total Phosphorus	Analytical Method: SM 4500-P E Preparation Method: SM4500-P B								
Phosphate as P04	**0.025J**	mg/L	0.030	0.015	1	08/08/14 09:09	08/08/14 13:40		

This report shall not be reproduced, except in full,
without the written consent of Pace Analytical Services, Inc..

Pace Analytical Services, Inc.
9608 Loiret Blvd.
Lenexa, KS 66219
(913)599-5665

ANALYTICAL RESULTS

Project: FORT SMITH, AR
Pace Project No.: 60174844

Sample: MW-25-201407 **Lab ID: 60174844006** Collected: 07/31/14 11:50 Received: 08/01/14 08:30 Matrix: Water

Parameters	Results	Units	Report Limit	MDL	DF	Prepared	Analyzed	CAS No.	Qual
Alcohol by Direct Inject GCFID	Analytical Method: EPA 8015 - Alcohol								
2-Chloroethanol	ND	ug/L	10000	1190	1		08/04/14 22:21	107-07-3	
6010 MET ICP	Analytical Method: EPA 6010 Preparation Method: EPA 3010								
Iron	**3450**	ug/L	50.0	24.0	1	08/04/14 16:10	08/07/14 14:40	7439-89-6	
Manganese	**268**	ug/L	5.0	2.5	1	08/04/14 16:10	08/07/14 14:40	7439-96-5	
8260 MSV	Analytical Method: EPA 5030B/8260								
Acetone	**537**	ug/L	10.0	5.0	1		08/05/14 10:55	67-64-1	
Benzene	ND	ug/L	5.0	0.50	1		08/05/14 10:55	71-43-2	
Bromodichloromethane	**2.7J**	ug/L	5.0	0.50	1		08/05/14 10:55	75-27-4	
Bromoform	**0.82J**	ug/L	5.0	0.50	1		08/05/14 10:55	75-25-2	
Bromomethane	ND	ug/L	7.0	2.5	1		08/05/14 10:55	74-83-9	
2-Butanone (MEK)	**18.6**	ug/L	10.0	5.0	1		08/05/14 10:55	78-93-3	
Carbon disulfide	**2.8J**	ug/L	10.0	2.5	1		08/05/14 10:55	75-15-0	
Carbon tetrachloride	ND	ug/L	5.0	0.50	1		08/05/14 10:55	56-23-5	
Chlorobenzene	ND	ug/L	5.0	0.50	1		08/05/14 10:55	108-90-7	
Chloroethane	ND	ug/L	10.0	0.50	1		08/05/14 10:55	75-00-3	
Chloroform	**21.6**	ug/L	5.0	0.50	1		08/05/14 10:55	67-66-3	
Chloromethane	**4.2J**	ug/L	10.0	0.50	1		08/05/14 10:55	74-87-3	
Dibromochloromethane	ND	ug/L	5.0	0.50	1		08/05/14 10:55	124-48-1	
1,1-Dichloroethane	**7.2**	ug/L	2.4	0.50	1		08/05/14 10:55	75-34-3	
1,2-Dichloroethane	**1.8J**	ug/L	5.0	0.50	1		08/05/14 10:55	107-06-2	
1,1-Dichloroethene	**7.3**	ug/L	5.0	0.50	1		08/05/14 10:55	75-35-4	
cis-1,2-Dichloroethene	**2310J**	ug/L	5000	500	1000		08/04/14 14:47	156-59-2	
trans-1,2-Dichloroethene	ND	ug/L	5000	500	1000		08/04/14 14:47	156-60-5	
trans-1,2-Dichloroethene	**428**	ug/L	5.0	0.50	1		08/05/14 10:55	156-60-5	E
1,2-Dichloropropane	ND	ug/L	5.0	0.50	1		08/05/14 10:55	78-87-5	
cis-1,3-Dichloropropene	ND	ug/L	1.0	0.50	1		08/05/14 10:55	10061-01-5	
trans-1,3-Dichloropropene	ND	ug/L	1.0	0.50	1		08/05/14 10:55	10061-02-6	
Ethylbenzene	ND	ug/L	5.0	0.50	1		08/05/14 10:55	100-41-4	
2-Hexanone	ND	ug/L	10.0	5.0	1		08/05/14 10:55	591-78-6	
Methylene chloride	**10.7**	ug/L	5.0	0.50	1		08/05/14 10:55	75-09-2	
4-Methyl-2-pentanone (MIBK)	ND	ug/L	10.0	2.5	1		08/05/14 10:55	108-10-1	
Styrene	ND	ug/L	5.0	0.50	1		08/05/14 10:55	100-42-5	
1,1,2,2-Tetrachloroethane	**114**	ug/L	1.0	0.50	1		08/05/14 10:55	79-34-5	
Tetrachloroethene	**33.8**	ug/L	5.0	0.50	1		08/05/14 10:55	127-18-4	
Toluene	**1.5J**	ug/L	5.0	0.50	1		08/05/14 10:55	108-88-3	
1,1,1-Trichloroethane	**25.3**	ug/L	5.0	0.50	1		08/05/14 10:55	71-55-6	
1,1,2-Trichloroethane	**3.2J**	ug/L	5.0	0.50	1		08/05/14 10:55	79-00-5	
Trichloroethene	**71700**	ug/L	5000	500	1000		08/04/14 14:47	79-01-6	
Vinyl chloride	ND	ug/L	2000	500	1000		08/04/14 14:47	75-01-4	
Vinyl chloride	**230**	ug/L	2.0	0.50	1		08/05/14 10:55	75-01-4	E
Xylene (Total)	ND	ug/L	5.0	1.5	1		08/05/14 10:55	1330-20-7	
Surrogates									
4-Bromofluorobenzene (S)	105	%	80-120		1		08/05/14 10:55	460-00-4	
1,2-Dichloroethane-d4 (S)	91	%	80-120		1		08/05/14 10:55	17060-07-0	

REPORT OF LABORATORY ANALYSIS

This report shall not be reproduced, except in full,
without the written consent of Pace Analytical Services, Inc..

Pace Analytical Services, Inc.
9608 Loiret Blvd.
Lenexa, KS 66219
(913)599-5665

ANALYTICAL RESULTS

Project: FORT SMITH, AR
Pace Project No.: 60174844

Sample: MW-25-201407 **Lab ID: 60174844006** Collected: 07/31/14 11:50 Received: 08/01/14 08:30 Matrix: Water

Parameters	Results	Units	Report Limit	MDL	DF	Prepared	Analyzed	CAS No.	Qual
8260 MSV	Analytical Method: EPA 5030B/8260								
Surrogates									
Toluene-d8 (S)	98	%	80-120		1		08/05/14 10:55	2037-26-5	
Preservation pH	**1.0**		0.10	0.10	1		08/05/14 10:55		
2320B Alkalinity	Analytical Method: SM 2320B								
Alkalinity,Bicarbonate (CaCO3)	**81.1**	mg/L	20.0	1.9	1		08/11/14 16:03		
Alkalinity, Carbonate (CaCO3)	ND	mg/L	20.0	1.9	1		08/11/14 16:03		
Alkalinity, Total as CaCO3	**81.1**	mg/L	20.0	1.9	1		08/11/14 16:03		
Iron, Ferric (Calculation)	Analytical Method: SM 3500-Fe B#4								
Iron, Ferric	**3.3**	mg/L	0.20		1		08/13/14 00:00	7439-89-6	
4500H+ pH, Electrometric	Analytical Method: SM 4500-H+B								
pH at 25 Degrees C	**5.6**	Std. Units	0.10	0.10	1		08/12/14 00:00		1e,H6
4500S2D Sulfide, Total	Analytical Method: SM 4500-S-2 D								
Sulfide, Total	ND	mg/L	0.050	0.0096	1		08/06/14 10:33	18496-25-8	
300.0 IC Anions 28 Days	Analytical Method: EPA 300.0								
Chloride	**513**	mg/L	100	50.0	100		08/08/14 15:59	16887-00-6	
Sulfate	**733**	mg/L	100	50.0	100		08/08/14 15:59	14808-79-8	
350.1 Ammonia	Analytical Method: EPA 350.1								
Nitrogen, Ammonia	**0.40**	mg/L	0.10	0.014	1		08/05/14 14:54	7664-41-7	
353.2 Nitrogen, NO2/NO3 unpres	Analytical Method: EPA 353.2								
Nitrogen, Nitrate	**0.33**	mg/L	0.10	0.031	1		08/01/14 14:40		
Nitrogen, Nitrite	ND	mg/L	0.10	0.031	1		08/01/14 14:40		
Nitrogen, NO2 plus NO3	**0.34**	mg/L	0.10	0.013	1		08/01/14 14:40		
Total Carbon Dioxide Calc	Analytical Method: SM 4500-CO2 D								
Carbon Dioxide Calculation	**528**	mg/L			1		08/13/14 00:00		
5310C TOC	Analytical Method: SM 5310C								
Total Organic Carbon	**13.0**	mg/L	1.0	0.50	1		08/13/14 19:56	7440-44-0	
SM4500P-E, Total Phosphorus	Analytical Method: SM 4500-P E Preparation Method: SM4500-P B								
Phosphate as P04	**0.025J**	mg/L	0.030	0.015	1	08/08/14 09:09	08/08/14 13:40		

This report shall not be reproduced, except in full,
without the written consent of Pace Analytical Services, Inc..

Pace Analytical Services, Inc.
9608 Loiret Blvd.
Lenexa, KS 66219
(913)599-5665

ANALYTICAL RESULTS

Project: FORT SMITH, AR
Pace Project No.: 60174844

Sample: EB-4-201407 **Lab ID: 60174844007** Collected: 07/31/14 12:35 Received: 08/01/14 08:30 Matrix: Water

Parameters	Results	Units	Report Limit	MDL	DF	Prepared	Analyzed	CAS No.	Qual
8260 MSV	Analytical Method: EPA 5030B/8260								
Acetone	ND	ug/L	10.0	5.0	1		08/06/14 06:49	67-64-1	
Benzene	ND	ug/L	5.0	0.50	1		08/06/14 06:49	71-43-2	
Bromodichloromethane	ND	ug/L	5.0	0.50	1		08/06/14 06:49	75-27-4	
Bromoform	ND	ug/L	5.0	0.50	1		08/06/14 06:49	75-25-2	
Bromomethane	ND	ug/L	7.0	2.5	1		08/06/14 06:49	74-83-9	
2-Butanone (MEK)	ND	ug/L	10.0	5.0	1		08/06/14 06:49	78-93-3	
Carbon disulfide	ND	ug/L	10.0	2.5	1		08/06/14 06:49	75-15-0	
Carbon tetrachloride	ND	ug/L	5.0	0.50	1		08/06/14 06:49	56-23-5	
Chlorobenzene	ND	ug/L	5.0	0.50	1		08/06/14 06:49	108-90-7	
Chloroethane	ND	ug/L	10.0	0.50	1		08/06/14 06:49	75-00-3	
Chloroform	ND	ug/L	5.0	0.50	1		08/06/14 06:49	67-66-3	
Chloromethane	ND	ug/L	10.0	0.50	1		08/06/14 06:49	74-87-3	
Dibromochloromethane	ND	ug/L	5.0	0.50	1		08/06/14 06:49	124-48-1	
1,1-Dichloroethane	ND	ug/L	2.4	0.50	1		08/06/14 06:49	75-34-3	
1,2-Dichloroethane	ND	ug/L	5.0	0.50	1		08/06/14 06:49	107-06-2	
1,1-Dichloroethene	ND	ug/L	5.0	0.50	1		08/06/14 06:49	75-35-4	
cis-1,2-Dichloroethene	ND	ug/L	5.0	0.50	1		08/06/14 06:49	156-59-2	
trans-1,2-Dichloroethene	ND	ug/L	5.0	0.50	1		08/06/14 06:49	156-60-5	
1,2-Dichloropropane	ND	ug/L	5.0	0.50	1		08/06/14 06:49	78-87-5	
cis-1,3-Dichloropropene	ND	ug/L	1.0	0.50	1		08/06/14 06:49	10061-01-5	
trans-1,3-Dichloropropene	ND	ug/L	1.0	0.50	1		08/06/14 06:49	10061-02-6	
Ethylbenzene	ND	ug/L	5.0	0.50	1		08/06/14 06:49	100-41-4	
2-Hexanone	ND	ug/L	10.0	5.0	1		08/06/14 06:49	591-78-6	
Methylene chloride	ND	ug/L	5.0	0.50	1		08/06/14 06:49	75-09-2	
4-Methyl-2-pentanone (MIBK)	ND	ug/L	10.0	2.5	1		08/06/14 06:49	108-10-1	
Styrene	ND	ug/L	5.0	0.50	1		08/06/14 06:49	100-42-5	
1,1,2,2-Tetrachloroethane	ND	ug/L	1.0	0.50	1		08/06/14 06:49	79-34-5	
Tetrachloroethene	ND	ug/L	5.0	0.50	1		08/06/14 06:49	127-18-4	
Toluene	ND	ug/L	5.0	0.50	1		08/06/14 06:49	108-88-3	
1,1,1-Trichloroethane	ND	ug/L	5.0	0.50	1		08/06/14 06:49	71-55-6	
1,1,2-Trichloroethane	ND	ug/L	5.0	0.50	1		08/06/14 06:49	79-00-5	
Trichloroethene	**10.9**	ug/L	5.0	0.50	1		08/06/14 06:49	79-01-6	
Vinyl chloride	ND	ug/L	2.0	0.50	1		08/06/14 06:49	75-01-4	
Xylene (Total)	ND	ug/L	5.0	1.5	1		08/06/14 06:49	1330-20-7	
Surrogates									
4-Bromofluorobenzene (S)	96	%	80-120		1		08/06/14 06:49	460-00-4	
1,2-Dichloroethane-d4 (S)	94	%	80-120		1		08/06/14 06:49	17060-07-0	
Toluene-d8 (S)	99	%	80-120		1		08/06/14 06:49	2037-26-5	
Preservation pH	**1.0**		0.10	0.10	1		08/06/14 06:49		

This report shall not be reproduced, except in full,
without the written consent of Pace Analytical Services, Inc..

Pace Analytical Services, Inc.
9608 Loiret Blvd.
Lenexa, KS 66219
(913)599-5665

ANALYTICAL RESULTS

Project: FORT SMITH, AR
Pace Project No.: 60174844

Sample: EB-5-201407 **Lab ID: 60174844008** Collected: 07/31/14 12:40 Received: 08/01/14 08:30 Matrix: Water

Parameters	Results	Units	Report Limit	MDL	DF	Prepared	Analyzed	CAS No.	Qual
8260 MSV	Analytical Method: EPA 5030B/8260								
Acetone	ND	ug/L	10.0	5.0	1		08/06/14 11:55	67-64-1	
Benzene	ND	ug/L	5.0	0.50	1		08/06/14 11:55	71-43-2	
Bromodichloromethane	ND	ug/L	5.0	0.50	1		08/06/14 11:55	75-27-4	
Bromoform	ND	ug/L	5.0	0.50	1		08/06/14 11:55	75-25-2	
Bromomethane	ND	ug/L	7.0	2.5	1		08/06/14 11:55	74-83-9	
2-Butanone (MEK)	ND	ug/L	10.0	5.0	1		08/06/14 11:55	78-93-3	
Carbon disulfide	ND	ug/L	10.0	2.5	1		08/06/14 11:55	75-15-0	
Carbon tetrachloride	ND	ug/L	5.0	0.50	1		08/06/14 11:55	56-23-5	
Chlorobenzene	ND	ug/L	5.0	0.50	1		08/06/14 11:55	108-90-7	
Chloroethane	ND	ug/L	10.0	0.50	1		08/06/14 11:55	75-00-3	
Chloroform	ND	ug/L	5.0	0.50	1		08/06/14 11:55	67-66-3	
Chloromethane	ND	ug/L	10.0	0.50	1		08/06/14 11:55	74-87-3	
Dibromochloromethane	ND	ug/L	5.0	0.50	1		08/06/14 11:55	124-48-1	
1,1-Dichloroethane	ND	ug/L	2.4	0.50	1		08/06/14 11:55	75-34-3	
1,2-Dichloroethane	ND	ug/L	5.0	0.50	1		08/06/14 11:55	107-06-2	
1,1-Dichloroethene	ND	ug/L	5.0	0.50	1		08/06/14 11:55	75-35-4	
cis-1,2-Dichloroethene	ND	ug/L	5.0	0.50	1		08/06/14 11:55	156-59-2	
trans-1,2-Dichloroethene	ND	ug/L	5.0	0.50	1		08/06/14 11:55	156-60-5	
1,2-Dichloropropane	ND	ug/L	5.0	0.50	1		08/06/14 11:55	78-87-5	
cis-1,3-Dichloropropene	ND	ug/L	1.0	0.50	1		08/06/14 11:55	10061-01-5	
trans-1,3-Dichloropropene	ND	ug/L	1.0	0.50	1		08/06/14 11:55	10061-02-6	
Ethylbenzene	ND	ug/L	5.0	0.50	1		08/06/14 11:55	100-41-4	
2-Hexanone	ND	ug/L	10.0	5.0	1		08/06/14 11:55	591-78-6	
Methylene chloride	ND	ug/L	5.0	0.50	1		08/06/14 11:55	75-09-2	
4-Methyl-2-pentanone (MIBK)	ND	ug/L	10.0	2.5	1		08/06/14 11:55	108-10-1	
Styrene	ND	ug/L	5.0	0.50	1		08/06/14 11:55	100-42-5	
1,1,2,2-Tetrachloroethane	ND	ug/L	1.0	0.50	1		08/06/14 11:55	79-34-5	
Tetrachloroethene	ND	ug/L	5.0	0.50	1		08/06/14 11:55	127-18-4	
Toluene	ND	ug/L	5.0	0.50	1		08/06/14 11:55	108-88-3	
1,1,1-Trichloroethane	ND	ug/L	5.0	0.50	1		08/06/14 11:55	71-55-6	
1,1,2-Trichloroethane	ND	ug/L	5.0	0.50	1		08/06/14 11:55	79-00-5	
Trichloroethene	**6.9**	ug/L	5.0	0.50	1		08/06/14 11:55	79-01-6	
Vinyl chloride	ND	ug/L	2.0	0.50	1		08/06/14 11:55	75-01-4	
Xylene (Total)	ND	ug/L	5.0	1.5	1		08/06/14 11:55	1330-20-7	
Surrogates									
4-Bromofluorobenzene (S)	97	%	80-120		1		08/06/14 11:55	460-00-4	
1,2-Dichloroethane-d4 (S)	92	%	80-120		1		08/06/14 11:55	17060-07-0	
Toluene-d8 (S)	95	%	80-120		1		08/06/14 11:55	2037-26-5	
Preservation pH	**1.0**		0.10	0.10	1		08/06/14 11:55		

This report shall not be reproduced, except in full,
without the written consent of Pace Analytical Services, Inc..

Pace Analytical Services, Inc.
9608 Loiret Blvd.
Lenexa, KS 66219
(913)599-5665

ANALYTICAL RESULTS

Project: FORT SMITH, AR
Pace Project No.: 60174844

Sample: EB-6-201407 **Lab ID: 60174844009** Collected: 07/31/14 12:45 Received: 08/01/14 08:30 Matrix: Water

Parameters	Results	Units	Report Limit	MDL	DF	Prepared	Analyzed	CAS No.	Qual
8260 MSV	Analytical Method: EPA 5030B/8260								
Acetone	ND	ug/L	10.0	5.0	1		08/06/14 12:09	67-64-1	
Benzene	ND	ug/L	5.0	0.50	1		08/06/14 12:09	71-43-2	
Bromodichloromethane	ND	ug/L	5.0	0.50	1		08/06/14 12:09	75-27-4	
Bromoform	ND	ug/L	5.0	0.50	1		08/06/14 12:09	75-25-2	
Bromomethane	ND	ug/L	7.0	2.5	1		08/06/14 12:09	74-83-9	
2-Butanone (MEK)	ND	ug/L	10.0	5.0	1		08/06/14 12:09	78-93-3	
Carbon disulfide	ND	ug/L	10.0	2.5	1		08/06/14 12:09	75-15-0	
Carbon tetrachloride	ND	ug/L	5.0	0.50	1		08/06/14 12:09	56-23-5	
Chlorobenzene	ND	ug/L	5.0	0.50	1		08/06/14 12:09	108-90-7	
Chloroethane	ND	ug/L	10.0	0.50	1		08/06/14 12:09	75-00-3	
Chloroform	ND	ug/L	5.0	0.50	1		08/06/14 12:09	67-66-3	
Chloromethane	ND	ug/L	10.0	0.50	1		08/06/14 12:09	74-87-3	
Dibromochloromethane	ND	ug/L	5.0	0.50	1		08/06/14 12:09	124-48-1	
1,1-Dichloroethane	ND	ug/L	2.4	0.50	1		08/06/14 12:09	75-34-3	
1,2-Dichloroethane	ND	ug/L	5.0	0.50	1		08/06/14 12:09	107-06-2	
1,1-Dichloroethene	ND	ug/L	5.0	0.50	1		08/06/14 12:09	75-35-4	
cis-1,2-Dichloroethene	ND	ug/L	5.0	0.50	1		08/06/14 12:09	156-59-2	
trans-1,2-Dichloroethene	ND	ug/L	5.0	0.50	1		08/06/14 12:09	156-60-5	
1,2-Dichloropropane	ND	ug/L	5.0	0.50	1		08/06/14 12:09	78-87-5	
cis-1,3-Dichloropropene	ND	ug/L	1.0	0.50	1		08/06/14 12:09	10061-01-5	
trans-1,3-Dichloropropene	ND	ug/L	1.0	0.50	1		08/06/14 12:09	10061-02-6	
Ethylbenzene	ND	ug/L	5.0	0.50	1		08/06/14 12:09	100-41-4	
2-Hexanone	ND	ug/L	10.0	5.0	1		08/06/14 12:09	591-78-6	
Methylene chloride	ND	ug/L	5.0	0.50	1		08/06/14 12:09	75-09-2	
4-Methyl-2-pentanone (MIBK)	ND	ug/L	10.0	2.5	1		08/06/14 12:09	108-10-1	
Styrene	ND	ug/L	5.0	0.50	1		08/06/14 12:09	100-42-5	
1,1,2,2-Tetrachloroethane	ND	ug/L	1.0	0.50	1		08/06/14 12:09	79-34-5	
Tetrachloroethene	ND	ug/L	5.0	0.50	1		08/06/14 12:09	127-18-4	
Toluene	ND	ug/L	5.0	0.50	1		08/06/14 12:09	108-88-3	
1,1,1-Trichloroethane	ND	ug/L	5.0	0.50	1		08/06/14 12:09	71-55-6	
1,1,2-Trichloroethane	ND	ug/L	5.0	0.50	1		08/06/14 12:09	79-00-5	
Trichloroethene	**6.8**	ug/L	5.0	0.50	1		08/06/14 12:09	79-01-6	
Vinyl chloride	ND	ug/L	2.0	0.50	1		08/06/14 12:09	75-01-4	
Xylene (Total)	ND	ug/L	5.0	1.5	1		08/06/14 12:09	1330-20-7	
Surrogates									
4-Bromofluorobenzene (S)	95	%	80-120		1		08/06/14 12:09	460-00-4	
1,2-Dichloroethane-d4 (S)	88	%	80-120		1		08/06/14 12:09	17060-07-0	
Toluene-d8 (S)	100	%	80-120		1		08/06/14 12:09	2037-26-5	
Preservation pH	**1.0**		0.10	0.10	1		08/06/14 12:09		

This report shall not be reproduced, except in full,
without the written consent of Pace Analytical Services, Inc..

Pace Analytical Services, Inc.
9608 Loiret Blvd.
Lenexa, KS 66219
(913)599-5665

ANALYTICAL RESULTS

Project: FORT SMITH, AR
Pace Project No.: 60174844

Sample: TB9-20140731 **Lab ID: 60174844010** Collected: 07/31/14 12:45 Received: 08/01/14 08:30 Matrix: Water

Parameters	Results	Units	Report Limit	MDL	DF	Prepared	Analyzed	CAS No.	Qual
8260 MSV	Analytical Method: EPA 5030B/8260								
Acetone	ND	ug/L	10.0	5.0	1		08/06/14 11:26	67-64-1	
Benzene	ND	ug/L	5.0	0.50	1		08/06/14 11:26	71-43-2	
Bromodichloromethane	ND	ug/L	5.0	0.50	1		08/06/14 11:26	75-27-4	
Bromoform	ND	ug/L	5.0	0.50	1		08/06/14 11:26	75-25-2	
Bromomethane	ND	ug/L	7.0	2.5	1		08/06/14 11:26	74-83-9	
2-Butanone (MEK)	ND	ug/L	10.0	5.0	1		08/06/14 11:26	78-93-3	
Carbon disulfide	ND	ug/L	10.0	2.5	1		08/06/14 11:26	75-15-0	
Carbon tetrachloride	ND	ug/L	5.0	0.50	1		08/06/14 11:26	56-23-5	
Chlorobenzene	ND	ug/L	5.0	0.50	1		08/06/14 11:26	108-90-7	
Chloroethane	ND	ug/L	10.0	0.50	1		08/06/14 11:26	75-00-3	
Chloroform	ND	ug/L	5.0	0.50	1		08/06/14 11:26	67-66-3	
Chloromethane	ND	ug/L	10.0	0.50	1		08/06/14 11:26	74-87-3	
Dibromochloromethane	ND	ug/L	5.0	0.50	1		08/06/14 11:26	124-48-1	
1,1-Dichloroethane	ND	ug/L	2.4	0.50	1		08/06/14 11:26	75-34-3	
1,2-Dichloroethane	ND	ug/L	5.0	0.50	1		08/06/14 11:26	107-06-2	
1,1-Dichloroethene	ND	ug/L	5.0	0.50	1		08/06/14 11:26	75-35-4	
cis-1,2-Dichloroethene	ND	ug/L	5.0	0.50	1		08/06/14 11:26	156-59-2	
trans-1,2-Dichloroethene	ND	ug/L	5.0	0.50	1		08/06/14 11:26	156-60-5	
1,2-Dichloropropane	ND	ug/L	5.0	0.50	1		08/06/14 11:26	78-87-5	
cis-1,3-Dichloropropene	ND	ug/L	1.0	0.50	1		08/06/14 11:26	10061-01-5	
trans-1,3-Dichloropropene	ND	ug/L	1.0	0.50	1		08/06/14 11:26	10061-02-6	
Ethylbenzene	ND	ug/L	5.0	0.50	1		08/06/14 11:26	100-41-4	
2-Hexanone	ND	ug/L	10.0	5.0	1		08/06/14 11:26	591-78-6	
Methylene chloride	ND	ug/L	5.0	0.50	1		08/06/14 11:26	75-09-2	
4-Methyl-2-pentanone (MIBK)	ND	ug/L	10.0	2.5	1		08/06/14 11:26	108-10-1	
Styrene	ND	ug/L	5.0	0.50	1		08/06/14 11:26	100-42-5	
1,1,2,2-Tetrachloroethane	ND	ug/L	1.0	0.50	1		08/06/14 11:26	79-34-5	
Tetrachloroethene	ND	ug/L	5.0	0.50	1		08/06/14 11:26	127-18-4	
Toluene	ND	ug/L	5.0	0.50	1		08/06/14 11:26	108-88-3	
1,1,1-Trichloroethane	ND	ug/L	5.0	0.50	1		08/06/14 11:26	71-55-6	
1,1,2-Trichloroethane	ND	ug/L	5.0	0.50	1		08/06/14 11:26	79-00-5	
Trichloroethene	ND	ug/L	5.0	0.50	1		08/06/14 11:26	79-01-6	
Vinyl chloride	ND	ug/L	2.0	0.50	1		08/06/14 11:26	75-01-4	
Xylene (Total)	ND	ug/L	5.0	1.5	1		08/06/14 11:26	1330-20-7	
Surrogates									
4-Bromofluorobenzene (S)	97	%	80-120		1		08/06/14 11:26	460-00-4	
1,2-Dichloroethane-d4 (S)	98	%	80-120		1		08/06/14 11:26	17060-07-0	
Toluene-d8 (S)	100	%	80-120		1		08/06/14 11:26	2037-26-5	
Preservation pH	**1.0**		0.10	0.10	1		08/06/14 11:26		

This report shall not be reproduced, except in full,
without the written consent of Pace Analytical Services, Inc..

Pace Analytical Services, Inc.
9608 Loiret Blvd.
Lenexa, KS 66219
(913)599-5665

ANALYTICAL RESULTS

Project: FORT SMITH, AR
Pace Project No.: 60174844

Sample: TB10-20140731 **Lab ID: 60174844011** Collected: 07/31/14 12:45 Received: 08/01/14 08:30 Matrix: Water

Parameters	Results	Units	Report Limit	MDL	DF	Prepared	Analyzed	CAS No.	Qual
8260 MSV	Analytical Method: EPA 5030B/8260								
Acetone	ND	ug/L	10.0	5.0	1		08/06/14 11:40	67-64-1	
Benzene	ND	ug/L	5.0	0.50	1		08/06/14 11:40	71-43-2	
Bromodichloromethane	ND	ug/L	5.0	0.50	1		08/06/14 11:40	75-27-4	
Bromoform	ND	ug/L	5.0	0.50	1		08/06/14 11:40	75-25-2	
Bromomethane	ND	ug/L	7.0	2.5	1		08/06/14 11:40	74-83-9	
2-Butanone (MEK)	ND	ug/L	10.0	5.0	1		08/06/14 11:40	78-93-3	
Carbon disulfide	ND	ug/L	10.0	2.5	1		08/06/14 11:40	75-15-0	
Carbon tetrachloride	ND	ug/L	5.0	0.50	1		08/06/14 11:40	56-23-5	
Chlorobenzene	ND	ug/L	5.0	0.50	1		08/06/14 11:40	108-90-7	
Chloroethane	ND	ug/L	10.0	0.50	1		08/06/14 11:40	75-00-3	
Chloroform	ND	ug/L	5.0	0.50	1		08/06/14 11:40	67-66-3	
Chloromethane	ND	ug/L	10.0	0.50	1		08/06/14 11:40	74-87-3	
Dibromochloromethane	ND	ug/L	5.0	0.50	1		08/06/14 11:40	124-48-1	
1,1-Dichloroethane	ND	ug/L	2.4	0.50	1		08/06/14 11:40	75-34-3	
1,2-Dichloroethane	ND	ug/L	5.0	0.50	1		08/06/14 11:40	107-06-2	
1,1-Dichloroethene	ND	ug/L	5.0	0.50	1		08/06/14 11:40	75-35-4	
cis-1,2-Dichloroethene	ND	ug/L	5.0	0.50	1		08/06/14 11:40	156-59-2	
trans-1,2-Dichloroethene	ND	ug/L	5.0	0.50	1		08/06/14 11:40	156-60-5	
1,2-Dichloropropane	ND	ug/L	5.0	0.50	1		08/06/14 11:40	78-87-5	
cis-1,3-Dichloropropene	ND	ug/L	1.0	0.50	1		08/06/14 11:40	10061-01-5	
trans-1,3-Dichloropropene	ND	ug/L	1.0	0.50	1		08/06/14 11:40	10061-02-6	
Ethylbenzene	ND	ug/L	5.0	0.50	1		08/06/14 11:40	100-41-4	
2-Hexanone	ND	ug/L	10.0	5.0	1		08/06/14 11:40	591-78-6	
Methylene chloride	ND	ug/L	5.0	0.50	1		08/06/14 11:40	75-09-2	
4-Methyl-2-pentanone (MIBK)	ND	ug/L	10.0	2.5	1		08/06/14 11:40	108-10-1	
Styrene	ND	ug/L	5.0	0.50	1		08/06/14 11:40	100-42-5	
1,1,2,2-Tetrachloroethane	ND	ug/L	1.0	0.50	1		08/06/14 11:40	79-34-5	
Tetrachloroethene	ND	ug/L	5.0	0.50	1		08/06/14 11:40	127-18-4	
Toluene	ND	ug/L	5.0	0.50	1		08/06/14 11:40	108-88-3	
1,1,1-Trichloroethane	ND	ug/L	5.0	0.50	1		08/06/14 11:40	71-55-6	
1,1,2-Trichloroethane	ND	ug/L	5.0	0.50	1		08/06/14 11:40	79-00-5	
Trichloroethene	ND	ug/L	5.0	0.50	1		08/06/14 11:40	79-01-6	
Vinyl chloride	ND	ug/L	2.0	0.50	1		08/06/14 11:40	75-01-4	
Xylene (Total)	ND	ug/L	5.0	1.5	1		08/06/14 11:40	1330-20-7	
Surrogates									
4-Bromofluorobenzene (S)	96	%	80-120		1		08/06/14 11:40	460-00-4	
1,2-Dichloroethane-d4 (S)	95	%	80-120		1		08/06/14 11:40	17060-07-0	
Toluene-d8 (S)	95	%	80-120		1		08/06/14 11:40	2037-26-5	
Preservation pH	**1.0**		0.10	0.10	1		08/06/14 11:40		

This report shall not be reproduced, except in full,
without the written consent of Pace Analytical Services, Inc..

Pace Analytical Services, Inc.
9608 Loiret Blvd.
Lenexa, KS 66219
(913)599-5665

QUALITY CONTROL DATA

Project: FORT SMITH, AR
Pace Project No.: 60174844

QC Batch: GCSV/2820 | Analysis Method: EPA 8015 - Alcohol
QC Batch Method: EPA 8015 - Alcohol | Analysis Description: Alcohol by Direct Inject GCFID
Associated Lab Samples: 60174844001, 60174844002, 60174844003, 60174844004, 60174844005, 60174844006

METHOD BLANK: 89426 | Matrix: Water
Associated Lab Samples: 60174844001, 60174844002, 60174844003, 60174844004, 60174844005, 60174844006

Parameter	Units	Blank Result	Reporting Limit	Analyzed	Qualifiers
2-Chloroethanol	ug/L	ND	10000	08/04/14 20:18	

LABORATORY CONTROL SAMPLE: 89427

Parameter	Units	Spike Conc.	LCS Result	LCS % Rec	% Rec Limits	Qualifiers
2-Chloroethanol	ug/L	100000	99300	99	40-140	

MATRIX SPIKE & MATRIX SPIKE DUPLICATE: 89428 89429

Parameter	Units	60174634019 Result	MS Spike Conc.	MSD Spike Conc.	MS Result	MSD Result	MS % Rec	MSD % Rec	% Rec Limits	RPD	Max RPD	Qual
2-Chloroethanol	ug/L	ND	100000	100000	108000	112000	108	112	40-140	4	40	

Results presented on this page are in the units indicated by the "Units" column except where an alternate unit is presented to the right of the result.

REPORT OF LABORATORY ANALYSIS

This report shall not be reproduced, except in full,
without the written consent of Pace Analytical Services, Inc..

Pace Analytical Services, Inc.
9608 Loiret Blvd.
Lenexa, KS 66219
(913)599-5665

QUALITY CONTROL DATA

Project: FORT SMITH, AR
Pace Project No.: 60174844

QC Batch: MPRP/28342 Analysis Method: EPA 6010
QC Batch Method: EPA 3010 Analysis Description: 6010 MET
Associated Lab Samples: 60174844001, 60174844002, 60174844003, 60174844004, 60174844005, 60174844006

METHOD BLANK: 1420255 Matrix: Water
Associated Lab Samples: 60174844001, 60174844002, 60174844003, 60174844004, 60174844005, 60174844006

Parameter	Units	Blank Result	Reporting Limit	Analyzed	Qualifiers
Iron	ug/L	ND	50.0	08/07/14 13:48	
Manganese	ug/L	ND	5.0	08/07/14 13:48	

LABORATORY CONTROL SAMPLE: 1420256

Parameter	Units	Spike Conc.	LCS Result	LCS % Rec	% Rec Limits	Qualifiers
Iron	ug/L	10000	10300	103	80-120	
Manganese	ug/L	1000	1010	101	80-120	

MATRIX SPIKE & MATRIX SPIKE DUPLICATE: 1420257 1420258

Parameter	Units	60174956003 Result	MS Spike Conc.	MSD Spike Conc.	MS Result	MSD Result	MS % Rec	MSD % Rec	% Rec Limits	RPD	Max RPD	Qual
Iron	ug/L	4680	10000	10000	15400	15300	107	106	75-125	1	20	
Manganese	ug/L	291	1000	1000	1270	1260	98	97	75-125	1	20	

Results presented on this page are in the units indicated by the "Units" column except where an alternate unit is presented to the right of the result.

This report shall not be reproduced, except in full,
without the written consent of Pace Analytical Services, Inc..

Pace Analytical Services, Inc.
9608 Loiret Blvd.
Lenexa, KS 66219
(913)599-5665

QUALITY CONTROL DATA

Project: FORT SMITH, AR
Pace Project No.: 60174844

QC Batch: MSV/63379 Analysis Method: EPA 5030B/8260
QC Batch Method: EPA 5030B/8260 Analysis Description: 8260 MSV Water 10 mL Purge
Associated Lab Samples: 60174844002, 60174844003, 60174844004, 60174844007

METHOD BLANK: 1420738 Matrix: Water
Associated Lab Samples: 60174844002, 60174844003, 60174844004, 60174844007

Parameter	Units	Blank Result	Reporting Limit	Analyzed	Qualifiers
1,1,1-Trichloroethane	ug/L	ND	5.0	08/06/14 03:15	
1,1,2,2-Tetrachloroethane	ug/L	ND	1.0	08/06/14 03:15	
1,1,2-Trichloroethane	ug/L	ND	5.0	08/06/14 03:15	
1,1-Dichloroethane	ug/L	ND	2.4	08/06/14 03:15	
1,1-Dichloroethene	ug/L	ND	5.0	08/06/14 03:15	
1,2-Dichloroethane	ug/L	ND	5.0	08/06/14 03:15	
1,2-Dichloropropane	ug/L	ND	5.0	08/06/14 03:15	
2-Butanone (MEK)	ug/L	ND	10.0	08/06/14 03:15	
2-Hexanone	ug/L	ND	10.0	08/06/14 03:15	
4-Methyl-2-pentanone (MIBK)	ug/L	ND	10.0	08/06/14 03:15	
Acetone	ug/L	ND	10.0	08/06/14 03:15	
Benzene	ug/L	ND	5.0	08/06/14 03:15	
Bromodichloromethane	ug/L	ND	5.0	08/06/14 03:15	
Bromoform	ug/L	ND	5.0	08/06/14 03:15	
Bromomethane	ug/L	ND	7.0	08/06/14 03:15	
Carbon disulfide	ug/L	ND	10.0	08/06/14 03:15	
Carbon tetrachloride	ug/L	ND	5.0	08/06/14 03:15	
Chlorobenzene	ug/L	ND	5.0	08/06/14 03:15	
Chloroethane	ug/L	ND	10.0	08/06/14 03:15	
Chloroform	ug/L	ND	5.0	08/06/14 03:15	
Chloromethane	ug/L	ND	10.0	08/06/14 03:15	
cis-1,2-Dichloroethene	ug/L	ND	5.0	08/06/14 03:15	
cis-1,3-Dichloropropene	ug/L	ND	1.0	08/06/14 03:15	
Dibromochloromethane	ug/L	ND	5.0	08/06/14 03:15	
Ethylbenzene	ug/L	ND	5.0	08/06/14 03:15	
Methylene chloride	ug/L	ND	5.0	08/06/14 03:15	
Styrene	ug/L	ND	5.0	08/06/14 03:15	
Tetrachloroethene	ug/L	ND	5.0	08/06/14 03:15	
Toluene	ug/L	ND	5.0	08/06/14 03:15	
trans-1,2-Dichloroethene	ug/L	ND	5.0	08/06/14 03:15	
trans-1,3-Dichloropropene	ug/L	ND	1.0	08/06/14 03:15	
Trichloroethene	ug/L	ND	5.0	08/06/14 03:15	
Vinyl chloride	ug/L	ND	2.0	08/06/14 03:15	
Xylene (Total)	ug/L	ND	5.0	08/06/14 03:15	
1,2-Dichloroethane-d4 (S)	%	93	80-120	08/06/14 03:15	
4-Bromofluorobenzene (S)	%	96	80-120	08/06/14 03:15	
Toluene-d8 (S)	%	97	80-120	08/06/14 03:15	

Results presented on this page are in the units indicated by the "Units" column except where an alternate unit is presented to the right of the result.

This report shall not be reproduced, except in full,
without the written consent of Pace Analytical Services, Inc..

Pace Analytical Services, Inc.
9608 Loiret Blvd.
Lenexa, KS 66219
(913)599-5665

QUALITY CONTROL DATA

Project: FORT SMITH, AR
Pace Project No.: 60174844

LABORATORY CONTROL SAMPLE: 1420739

Parameter	Units	Spike Conc.	LCS Result	LCS % Rec	% Rec Limits	Qualifiers
1,1,1-Trichloroethane	ug/L	20	19.9	100	80-121	
1,1,2,2-Tetrachloroethane	ug/L	20	17.0	85	73-124	
1,1,2-Trichloroethane	ug/L	20	20.0	100	80-120	
1,1-Dichloroethane	ug/L	20	19.1	95	77-120	
1,1-Dichloroethene	ug/L	20	19.2	96	78-126	
1,2-Dichloroethane	ug/L	20	18.3	91	77-123	
1,2-Dichloropropane	ug/L	20	20.6	103	80-121	
2-Butanone (MEK)	ug/L	100	96.8	97	52-145	
2-Hexanone	ug/L	100	92.9	93	57-139	
4-Methyl-2-pentanone (MIBK)	ug/L	100	101	101	71-131	
Acetone	ug/L	100	87.6	88	32-155	
Benzene	ug/L	20	19.8	99	80-120	
Bromodichloromethane	ug/L	20	20.2	101	80-120	
Bromoform	ug/L	20	19.2	96	73-124	
Bromomethane	ug/L	20	8.7	43	31-144	
Carbon disulfide	ug/L	20	19.4	97	65-125	
Carbon tetrachloride	ug/L	20	19.2	96	78-128	
Chlorobenzene	ug/L	20	20.3	101	80-120	
Chloroethane	ug/L	20	18.0	90	55-137	
Chloroform	ug/L	20	20.2	101	79-120	
Chloromethane	ug/L	20	13.0	65	22-138	
cis-1,2-Dichloroethene	ug/L	20	20.6	103	80-120	
cis-1,3-Dichloropropene	ug/L	20	18.6	93	80-120	
Dibromochloromethane	ug/L	20	20.2	101	80-120	
Ethylbenzene	ug/L	20	20.1	100	80-121	
Methylene chloride	ug/L	20	19.9	99	73-126	
Styrene	ug/L	20	20.5	102	80-120	
Tetrachloroethene	ug/L	20	20.3	101	80-121	
Toluene	ug/L	20	19.5	98	80-122	
trans-1,2-Dichloroethene	ug/L	20	19.9	100	79-121	
trans-1,3-Dichloropropene	ug/L	20	18.1	90	80-127	
Trichloroethene	ug/L	20	20.9	105	80-120	
Vinyl chloride	ug/L	20	14.5	73	59-120	
Xylene (Total)	ug/L	60	59.5	99	80-121	
1,2-Dichloroethane-d4 (S)	%			94	80-120	
4-Bromofluorobenzene (S)	%			93	80-120	
Toluene-d8 (S)	%			97	80-120	

Results presented on this page are in the units indicated by the "Units" column except where an alternate unit is presented to the right of the result.

This report shall not be reproduced, except in full,
without the written consent of Pace Analytical Services, Inc..

Pace Analytical Services, Inc.
9608 Loiret Blvd.
Lenexa, KS 66219
(913)599-5665

QUALITY CONTROL DATA

Project: FORT SMITH, AR
Pace Project No.: 60174844

QC Batch: MSV/63388 Analysis Method: EPA 5030B/8260
QC Batch Method: EPA 5030B/8260 Analysis Description: 8260 MSV Water 10 mL Purge
Associated Lab Samples: 60174844008, 60174844009, 60174844010, 60174844011

METHOD BLANK: 1421105 Matrix: Water
Associated Lab Samples: 60174844008, 60174844009, 60174844010, 60174844011

Parameter	Units	Blank Result	Reporting Limit	Analyzed	Qualifiers
1,1,1-Trichloroethane	ug/L	ND	5.0	08/06/14 10:09	
1,1,2,2-Tetrachloroethane	ug/L	ND	1.0	08/06/14 10:09	
1,1,2-Trichloroethane	ug/L	ND	5.0	08/06/14 10:09	
1,1-Dichloroethane	ug/L	ND	2.4	08/06/14 10:09	
1,1-Dichloroethene	ug/L	ND	5.0	08/06/14 10:09	
1,2-Dichloroethane	ug/L	ND	5.0	08/06/14 10:09	
1,2-Dichloropropane	ug/L	ND	5.0	08/06/14 10:09	
2-Butanone (MEK)	ug/L	ND	10.0	08/06/14 10:09	
2-Hexanone	ug/L	ND	10.0	08/06/14 10:09	
4-Methyl-2-pentanone (MIBK)	ug/L	ND	10.0	08/06/14 10:09	
Acetone	ug/L	ND	10.0	08/06/14 10:09	
Benzene	ug/L	ND	5.0	08/06/14 10:09	
Bromodichloromethane	ug/L	ND	5.0	08/06/14 10:09	
Bromoform	ug/L	ND	5.0	08/06/14 10:09	
Bromomethane	ug/L	ND	7.0	08/06/14 10:09	
Carbon disulfide	ug/L	ND	10.0	08/06/14 10:09	
Carbon tetrachloride	ug/L	ND	5.0	08/06/14 10:09	
Chlorobenzene	ug/L	ND	5.0	08/06/14 10:09	
Chloroethane	ug/L	ND	10.0	08/06/14 10:09	
Chloroform	ug/L	ND	5.0	08/06/14 10:09	
Chloromethane	ug/L	ND	10.0	08/06/14 10:09	
cis-1,2-Dichloroethene	ug/L	ND	5.0	08/06/14 10:09	
cis-1,3-Dichloropropene	ug/L	ND	1.0	08/06/14 10:09	
Dibromochloromethane	ug/L	ND	5.0	08/06/14 10:09	
Ethylbenzene	ug/L	ND	5.0	08/06/14 10:09	
Methylene chloride	ug/L	ND	5.0	08/06/14 10:09	
Styrene	ug/L	ND	5.0	08/06/14 10:09	
Tetrachloroethene	ug/L	ND	5.0	08/06/14 10:09	
Toluene	ug/L	ND	5.0	08/06/14 10:09	
trans-1,2-Dichloroethene	ug/L	ND	5.0	08/06/14 10:09	
trans-1,3-Dichloropropene	ug/L	ND	1.0	08/06/14 10:09	
Trichloroethene	ug/L	ND	5.0	08/06/14 10:09	
Vinyl chloride	ug/L	ND	2.0	08/06/14 10:09	
Xylene (Total)	ug/L	ND	5.0	08/06/14 10:09	
1,2-Dichloroethane-d4 (S)	%	91	80-120	08/06/14 10:09	
4-Bromofluorobenzene (S)	%	98	80-120	08/06/14 10:09	
Toluene-d8 (S)	%	94	80-120	08/06/14 10:09	

Results presented on this page are in the units indicated by the "Units" column except where an alternate unit is presented to the right of the result.

This report shall not be reproduced, except in full,
without the written consent of Pace Analytical Services, Inc..

Pace Analytical Services, Inc.
9608 Loiret Blvd.
Lenexa, KS 66219
(913)599-5665

QUALITY CONTROL DATA

Project: FORT SMITH, AR
Pace Project No.: 60174844

LABORATORY CONTROL SAMPLE: 1421106

Parameter	Units	Spike Conc.	LCS Result	LCS % Rec	% Rec Limits	Qualifiers
1,1,1-Trichloroethane	ug/L	20	21.1	106	80-121	
1,1,2,2-Tetrachloroethane	ug/L	20	19.5	98	73-124	
1,1,2-Trichloroethane	ug/L	20	20.5	102	80-120	
1,1-Dichloroethane	ug/L	20	19.7	99	77-120	
1,1-Dichloroethene	ug/L	20	20.5	102	78-126	
1,2-Dichloroethane	ug/L	20	20.1	100	77-123	
1,2-Dichloropropane	ug/L	20	20.8	104	80-121	
2-Butanone (MEK)	ug/L	100	97.6	98	52-145	
2-Hexanone	ug/L	100	97.8	98	57-139	
4-Methyl-2-pentanone (MIBK)	ug/L	100	102	102	71-131	
Acetone	ug/L	100	92.3	92	32-155	
Benzene	ug/L	20	21.3	106	80-120	
Bromodichloromethane	ug/L	20	21.5	107	80-120	
Bromoform	ug/L	20	21.1	105	73-124	
Bromomethane	ug/L	20	14.8	74	31-144	
Carbon disulfide	ug/L	20	21.7	109	65-125	
Carbon tetrachloride	ug/L	20	20.7	103	78-128	
Chlorobenzene	ug/L	20	22.1	110	80-120	
Chloroethane	ug/L	20	20.1	100	55-137	
Chloroform	ug/L	20	20.8	104	79-120	
Chloromethane	ug/L	20	18.2	91	22-138	
cis-1,2-Dichloroethene	ug/L	20	21.3	106	80-120	
cis-1,3-Dichloropropene	ug/L	20	21.7	109	80-120	
Dibromochloromethane	ug/L	20	21.1	106	80-120	
Ethylbenzene	ug/L	20	22.1	111	80-121	
Methylene chloride	ug/L	20	20.5	103	73-126	
Styrene	ug/L	20	22.2	111	80-120	
Tetrachloroethene	ug/L	20	22.2	111	80-121	
Toluene	ug/L	20	20.8	104	80-122	
trans-1,2-Dichloroethene	ug/L	20	21.1	105	79-121	
trans-1,3-Dichloropropene	ug/L	20	20.2	101	80-127	
Trichloroethene	ug/L	20	20.9	104	80-120	
Vinyl chloride	ug/L	20	18.9	94	59-120	
Xylene (Total)	ug/L	60	66.1	110	80-121	
1,2-Dichloroethane-d4 (S)	%			90	80-120	
4-Bromofluorobenzene (S)	%			96	80-120	
Toluene-d8 (S)	%			100	80-120	

Results presented on this page are in the units indicated by the "Units" column except where an alternate unit is presented to the right of the result.

This report shall not be reproduced, except in full,
without the written consent of Pace Analytical Services, Inc..

Pace Analytical Services, Inc.
9608 Loiret Blvd.
Lenexa, KS 66219
(913)599-5665

QUALITY CONTROL DATA

Project: FORT SMITH, AR
Pace Project No.: 60174844

QC Batch: MSV/63397 Analysis Method: EPA 5030B/8260
QC Batch Method: EPA 5030B/8260 Analysis Description: 8260 MSV Water 10 mL Purge
Associated Lab Samples: 60174844002, 60174844003, 60174844004, 60174844005

METHOD BLANK: 1421321 Matrix: Water
Associated Lab Samples: 60174844002, 60174844003, 60174844004, 60174844005

Parameter	Units	Blank Result	Reporting Limit	Analyzed	Qualifiers
1,1,1-Trichloroethane	ug/L	ND	5.0	08/06/14 21:39	
1,1,2,2-Tetrachloroethane	ug/L	ND	1.0	08/06/14 21:39	
1,1,2-Trichloroethane	ug/L	ND	5.0	08/06/14 21:39	
1,1-Dichloroethane	ug/L	ND	2.4	08/06/14 21:39	
1,1-Dichloroethene	ug/L	ND	5.0	08/06/14 21:39	
1,2-Dichloroethane	ug/L	ND	5.0	08/06/14 21:39	
1,2-Dichloropropane	ug/L	ND	5.0	08/06/14 21:39	
2-Butanone (MEK)	ug/L	ND	10.0	08/06/14 21:39	
2-Hexanone	ug/L	ND	10.0	08/06/14 21:39	
4-Methyl-2-pentanone (MIBK)	ug/L	ND	10.0	08/06/14 21:39	
Acetone	ug/L	ND	10.0	08/06/14 21:39	
Benzene	ug/L	ND	5.0	08/06/14 21:39	
Bromodichloromethane	ug/L	ND	5.0	08/06/14 21:39	
Bromoform	ug/L	ND	5.0	08/06/14 21:39	
Bromomethane	ug/L	ND	7.0	08/06/14 21:39	
Carbon disulfide	ug/L	ND	10.0	08/06/14 21:39	
Carbon tetrachloride	ug/L	ND	5.0	08/06/14 21:39	
Chlorobenzene	ug/L	ND	5.0	08/06/14 21:39	
Chloroethane	ug/L	ND	10.0	08/06/14 21:39	
Chloroform	ug/L	ND	5.0	08/06/14 21:39	
Chloromethane	ug/L	ND	10.0	08/06/14 21:39	
cis-1,2-Dichloroethene	ug/L	ND	5.0	08/06/14 21:39	
cis-1,3-Dichloropropene	ug/L	ND	1.0	08/06/14 21:39	
Dibromochloromethane	ug/L	ND	5.0	08/06/14 21:39	
Ethylbenzene	ug/L	ND	5.0	08/06/14 21:39	
Methylene chloride	ug/L	ND	5.0	08/06/14 21:39	
Styrene	ug/L	ND	5.0	08/06/14 21:39	
Tetrachloroethene	ug/L	ND	5.0	08/06/14 21:39	
Toluene	ug/L	ND	5.0	08/06/14 21:39	
trans-1,2-Dichloroethene	ug/L	ND	5.0	08/06/14 21:39	
trans-1,3-Dichloropropene	ug/L	ND	1.0	08/06/14 21:39	
Trichloroethene	ug/L	ND	5.0	08/06/14 21:39	
Vinyl chloride	ug/L	ND	2.0	08/06/14 21:39	
Xylene (Total)	ug/L	ND	5.0	08/06/14 21:39	
1,2-Dichloroethane-d4 (S)	%	91	80-120	08/06/14 21:39	
4-Bromofluorobenzene (S)	%	96	80-120	08/06/14 21:39	
Toluene-d8 (S)	%	97	80-120	08/06/14 21:39	

Results presented on this page are in the units indicated by the "Units" column except where an alternate unit is presented to the right of the result.

This report shall not be reproduced, except in full,
without the written consent of Pace Analytical Services, Inc..

Pace Analytical Services, Inc.
9608 Loiret Blvd.
Lenexa, KS 66219
(913)599-5665

QUALITY CONTROL DATA

Project: FORT SMITH, AR
Pace Project No.: 60174844

LABORATORY CONTROL SAMPLE: 1421322

Parameter	Units	Spike Conc.	LCS Result	LCS % Rec	% Rec Limits	Qualifiers
1,1,1-Trichloroethane	ug/L	20	20.6	103	80-121	
1,1,2,2-Tetrachloroethane	ug/L	20	18.0	90	73-124	
1,1,2-Trichloroethane	ug/L	20	20.4	102	80-120	
1,1-Dichloroethane	ug/L	20	19.3	96	77-120	
1,1-Dichloroethene	ug/L	20	20.8	104	78-126	
1,2-Dichloroethane	ug/L	20	19.5	97	77-123	
1,2-Dichloropropane	ug/L	20	21.3	107	80-121	
2-Butanone (MEK)	ug/L	100	93.3	93	52-145	
2-Hexanone	ug/L	100	93.0	93	57-139	
4-Methyl-2-pentanone (MIBK)	ug/L	100	98.7	99	71-131	
Acetone	ug/L	100	89.6	90	32-155	
Benzene	ug/L	20	21.0	105	80-120	
Bromodichloromethane	ug/L	20	21.7	108	80-120	
Bromoform	ug/L	20	20.1	100	73-124	
Bromomethane	ug/L	20	13.3	67	31-144	
Carbon disulfide	ug/L	20	21.7	108	65-125	
Carbon tetrachloride	ug/L	20	20.5	102	78-128	
Chlorobenzene	ug/L	20	21.4	107	80-120	
Chloroethane	ug/L	20	19.9	99	55-137	
Chloroform	ug/L	20	20.6	103	79-120	
Chloromethane	ug/L	20	18.0	90	22-138	
cis-1,2-Dichloroethene	ug/L	20	21.5	108	80-120	
cis-1,3-Dichloropropene	ug/L	20	20.5	102	80-120	
Dibromochloromethane	ug/L	20	20.8	104	80-120	
Ethylbenzene	ug/L	20	21.5	108	80-121	
Methylene chloride	ug/L	20	19.1	96	73-126	
Styrene	ug/L	20	21.9	109	80-120	
Tetrachloroethene	ug/L	20	22.0	110	80-121	
Toluene	ug/L	20	21.0	105	80-122	
trans-1,2-Dichloroethene	ug/L	20	20.8	104	79-121	
trans-1,3-Dichloropropene	ug/L	20	18.9	94	80-127	
Trichloroethene	ug/L	20	21.5	108	80-120	
Vinyl chloride	ug/L	20	18.4	92	59-120	
Xylene (Total)	ug/L	60	62.9	105	80-121	
1,2-Dichloroethane-d4 (S)	%			94	80-120	
4-Bromofluorobenzene (S)	%			99	80-120	
Toluene-d8 (S)	%			98	80-120	

Results presented on this page are in the units indicated by the "Units" column except where an alternate unit is presented to the right of the result.

This report shall not be reproduced, except in full,
without the written consent of Pace Analytical Services, Inc..

Pace Analytical Services, Inc.
9608 Loiret Blvd.
Lenexa, KS 66219
(913)599-5665

QUALITY CONTROL DATA

Project: FORT SMITH, AR
Pace Project No.: 60174844

QC Batch: MSV/63346 | Analysis Method: EPA 5030B/8260
QC Batch Method: EPA 5030B/8260 | Analysis Description: 8260 MSV Water 7 day
Associated Lab Samples: 60174844001, 60174844006

METHOD BLANK: 1420038 | Matrix: Water
Associated Lab Samples: 60174844001, 60174844006

Parameter	Units	Blank Result	Reporting Limit	Analyzed	Qualifiers
cis-1,2-Dichloroethene	ug/L	ND	5.0	08/04/14 11:35	
trans-1,2-Dichloroethene	ug/L	ND	5.0	08/04/14 11:35	
Trichloroethene	ug/L	ND	5.0	08/04/14 11:35	
Vinyl chloride	ug/L	ND	2.0	08/04/14 11:35	
1,2-Dichloroethane-d4 (S)	%	95	80-120	08/04/14 11:35	
4-Bromofluorobenzene (S)	%	99	80-120	08/04/14 11:35	
Toluene-d8 (S)	%	97	80-120	08/04/14 11:35	

LABORATORY CONTROL SAMPLE: 1420039

Parameter	Units	Spike Conc.	LCS Result	LCS % Rec	% Rec Limits	Qualifiers
cis-1,2-Dichloroethene	ug/L	20	20.7	103	80-120	
trans-1,2-Dichloroethene	ug/L	20	20.5	103	79-121	
Trichloroethene	ug/L	20	19.4	97	80-120	
Vinyl chloride	ug/L	20	21.2	106	59-120	
1,2-Dichloroethane-d4 (S)	%			96	80-120	
4-Bromofluorobenzene (S)	%			102	80-120	
Toluene-d8 (S)	%			99	80-120	

Results presented on this page are in the units indicated by the "Units" column except where an alternate unit is presented to the right of the result.

This report shall not be reproduced, except in full,
without the written consent of Pace Analytical Services, Inc..

Pace Analytical Services, Inc.
9608 Loiret Blvd.
Lenexa, KS 66219
(913)599-5665

QUALITY CONTROL DATA

Project: FORT SMITH, AR
Pace Project No.: 60174844

QC Batch: MSV/63362
Analysis Method: EPA 5030B/8260
QC Batch Method: EPA 5030B/8260
Analysis Description: 8260 MSV Water 7 day
Associated Lab Samples: 60174844001, 60174844006

METHOD BLANK: 1420448
Matrix: Water
Associated Lab Samples: 60174844001, 60174844006

Parameter	Units	Blank Result	Reporting Limit	Analyzed	Qualifiers
1,1,1-Trichloroethane	ug/L	ND	5.0	08/05/14 09:38	
1,1,2,2-Tetrachloroethane	ug/L	ND	1.0	08/05/14 09:38	
1,1,2-Trichloroethane	ug/L	ND	5.0	08/05/14 09:38	
1,1-Dichloroethane	ug/L	ND	2.4	08/05/14 09:38	
1,1-Dichloroethene	ug/L	ND	5.0	08/05/14 09:38	
1,2-Dichloroethane	ug/L	ND	5.0	08/05/14 09:38	
1,2-Dichloropropane	ug/L	ND	5.0	08/05/14 09:38	
2-Butanone (MEK)	ug/L	ND	10.0	08/05/14 09:38	
2-Hexanone	ug/L	ND	10.0	08/05/14 09:38	
4-Methyl-2-pentanone (MIBK)	ug/L	ND	10.0	08/05/14 09:38	
Acetone	ug/L	ND	10.0	08/05/14 09:38	
Benzene	ug/L	ND	5.0	08/05/14 09:38	
Bromodichloromethane	ug/L	ND	5.0	08/05/14 09:38	
Bromoform	ug/L	ND	5.0	08/05/14 09:38	
Bromomethane	ug/L	ND	7.0	08/05/14 09:38	
Carbon disulfide	ug/L	ND	10.0	08/05/14 09:38	
Carbon tetrachloride	ug/L	ND	5.0	08/05/14 09:38	
Chlorobenzene	ug/L	ND	5.0	08/05/14 09:38	
Chloroethane	ug/L	ND	10.0	08/05/14 09:38	
Chloroform	ug/L	ND	5.0	08/05/14 09:38	
Chloromethane	ug/L	ND	10.0	08/05/14 09:38	
cis-1,2-Dichloroethene	ug/L	ND	5.0	08/05/14 09:38	
cis-1,3-Dichloropropene	ug/L	ND	1.0	08/05/14 09:38	
Dibromochloromethane	ug/L	ND	5.0	08/05/14 09:38	
Ethylbenzene	ug/L	ND	5.0	08/05/14 09:38	
Methylene chloride	ug/L	ND	5.0	08/05/14 09:38	
Styrene	ug/L	ND	5.0	08/05/14 09:38	
Tetrachloroethene	ug/L	ND	5.0	08/05/14 09:38	
Toluene	ug/L	ND	5.0	08/05/14 09:38	
trans-1,2-Dichloroethene	ug/L	ND	5.0	08/05/14 09:38	
trans-1,3-Dichloropropene	ug/L	ND	1.0	08/05/14 09:38	
Vinyl chloride	ug/L	ND	2.0	08/05/14 09:38	
Xylene (Total)	ug/L	ND	5.0	08/05/14 09:38	
1,2-Dichloroethane-d4 (S)	%	95	80-120	08/05/14 09:38	
4-Bromofluorobenzene (S)	%	94	80-120	08/05/14 09:38	
Toluene-d8 (S)	%	100	80-120	08/05/14 09:38	

Results presented on this page are in the units indicated by the "Units" column except where an alternate unit is presented to the right of the result.

This report shall not be reproduced, except in full,
without the written consent of Pace Analytical Services, Inc..

Pace Analytical Services, Inc.
9608 Loiret Blvd.
Lenexa, KS 66219
(913)599-5665

QUALITY CONTROL DATA

Project: FORT SMITH, AR
Pace Project No.: 60174844

LABORATORY CONTROL SAMPLE: 1420449

Parameter	Units	Spike Conc.	LCS Result	LCS % Rec	% Rec Limits	Qualifiers
1,1,1-Trichloroethane	ug/L	20	20.0	100	80-121	
1,1,2,2-Tetrachloroethane	ug/L	20	21.1	105	73-124	
1,1,2-Trichloroethane	ug/L	20	21.9	109	80-120	
1,1-Dichloroethane	ug/L	20	20.2	101	77-120	
1,1-Dichloroethene	ug/L	20	19.8	99	78-126	
1,2-Dichloroethane	ug/L	20	20.0	100	77-123	
1,2-Dichloropropane	ug/L	20	20.9	105	80-121	
2-Butanone (MEK)	ug/L	100	104	104	52-145	
2-Hexanone	ug/L	100	102	102	57-139	
4-Methyl-2-pentanone (MIBK)	ug/L	100	103	103	71-131	
Acetone	ug/L	100	86.5	87	32-155	
Benzene	ug/L	20	20.5	102	80-120	
Bromodichloromethane	ug/L	20	21.1	106	80-120	
Bromoform	ug/L	20	20.5	103	73-124	
Bromomethane	ug/L	20	15.1	75	31-144	
Carbon disulfide	ug/L	20	20.3	102	65-125	
Carbon tetrachloride	ug/L	20	20.5	102	78-128	
Chlorobenzene	ug/L	20	21.9	110	80-120	
Chloroethane	ug/L	20	16.6	83	55-137	
Chloroform	ug/L	20	20.5	103	79-120	
Chloromethane	ug/L	20	14.8	74	22-138	
cis-1,2-Dichloroethene	ug/L	20	21.1	106	80-120	
cis-1,3-Dichloropropene	ug/L	20	20.4	102	80-120	
Dibromochloromethane	ug/L	20	21.5	108	80-120	
Ethylbenzene	ug/L	20	22.0	110	80-121	
Methylene chloride	ug/L	20	19.3	96	73-126	
Styrene	ug/L	20	21.7	109	80-120	
Tetrachloroethene	ug/L	20	22.3	111	80-121	
Toluene	ug/L	20	20.9	104	80-122	
trans-1,2-Dichloroethene	ug/L	20	20.6	103	79-121	
trans-1,3-Dichloropropene	ug/L	20	20.8	104	80-127	
Vinyl chloride	ug/L	20	16.2	81	59-120	
Xylene (Total)	ug/L	60	65.0	108	80-121	
1,2-Dichloroethane-d4 (S)	%			100	80-120	
4-Bromofluorobenzene (S)	%			101	80-120	
Toluene-d8 (S)	%			99	80-120	

Results presented on this page are in the units indicated by the "Units" column except where an alternate unit is presented to the right of the result.

This report shall not be reproduced, except in full,
without the written consent of Pace Analytical Services, Inc..

Pace Analytical Services, Inc.
9608 Loiret Blvd.
Lenexa, KS 66219
(913)599-5665

QUALITY CONTROL DATA

Project: FORT SMITH, AR
Pace Project No.: 60174844

QC Batch: WET/49488 — Analysis Method: SM 2320B
QC Batch Method: SM 2320B — Analysis Description: 2320B Alkalinity
Associated Lab Samples: 60174844001, 60174844002, 60174844003, 60174844004, 60174844005, 60174844006

METHOD BLANK: 1422882 — Matrix: Water
Associated Lab Samples: 60174844001, 60174844002, 60174844003, 60174844004, 60174844005, 60174844006

Parameter	Units	Blank Result	Reporting Limit	Analyzed	Qualifiers
Alkalinity, Carbonate (CaCO3)	mg/L	ND	20.0	08/11/14 14:16	
Alkalinity, Total as CaCO3	mg/L	ND	20.0	08/11/14 14:16	
Alkalinity,Bicarbonate (CaCO3)	mg/L	ND	20.0	08/11/14 14:16	

LABORATORY CONTROL SAMPLE: 1422883

Parameter	Units	Spike Conc.	LCS Result	LCS % Rec	% Rec Limits	Qualifiers
Alkalinity, Total as CaCO3	mg/L	500	496	99	90-110	

SAMPLE DUPLICATE: 1422884

Parameter	Units	60174634019 Result	Dup Result	RPD	Max RPD	Qualifiers
Alkalinity, Carbonate (CaCO3)	mg/L	ND	ND		10	
Alkalinity, Total as CaCO3	mg/L	14.0J	21.1		10	
Alkalinity,Bicarbonate (CaCO3)	mg/L	14.0J	21.1		10	

SAMPLE DUPLICATE: 1422885

Parameter	Units	60174754029 Result	Dup Result	RPD	Max RPD	Qualifiers
Alkalinity, Carbonate (CaCO3)	mg/L	ND	ND		10	
Alkalinity, Total as CaCO3	mg/L	97.1	97.4	0	10	
Alkalinity,Bicarbonate (CaCO3)	mg/L	97.1	97.4	0	10	

Results presented on this page are in the units indicated by the "Units" column except where an alternate unit is presented to the right of the result.

This report shall not be reproduced, except in full,
without the written consent of Pace Analytical Services, Inc..

Pace Analytical Services, Inc.
9608 Loiret Blvd.
Lenexa, KS 66219
(913)599-5665

QUALITY CONTROL DATA

Project: FORT SMITH, AR
Pace Project No.: 60174844

QC Batch: WET/49428 Analysis Method: SM 4500-S-2 D
QC Batch Method: SM 4500-S-2 D Analysis Description: 4500S2D Sulfide, Total
Associated Lab Samples: 60174844001, 60174844002, 60174844003, 60174844004, 60174844005, 60174844006

METHOD BLANK: 1420987 Matrix: Water
Associated Lab Samples: 60174844001, 60174844002, 60174844003, 60174844004, 60174844005, 60174844006

Parameter	Units	Blank Result	Reporting Limit	Analyzed	Qualifiers
Sulfide, Total	mg/L	ND	0.050	08/06/14 10:19	

LABORATORY CONTROL SAMPLE: 1420988

Parameter	Units	Spike Conc.	LCS Result	LCS % Rec	% Rec Limits	Qualifiers
Sulfide, Total	mg/L	.5	0.46	93	80-120	

MATRIX SPIKE SAMPLE: 1420989

Parameter	Units	60174754027 Result	Spike Conc.	MS Result	MS % Rec	% Rec Limits	Qualifiers
Sulfide, Total	mg/L	ND	.5	0.51	102	75-125	

SAMPLE DUPLICATE: 1420990

Parameter	Units	60174754029 Result	Dup Result	RPD	Max RPD	Qualifiers
Sulfide, Total	mg/L	ND	ND		20	

Results presented on this page are in the units indicated by the "Units" column except where an alternate unit is presented to the right of the result.

This report shall not be reproduced, except in full,
without the written consent of Pace Analytical Services, Inc..

Pace Analytical Services, Inc.
9608 Loiret Blvd.
Lenexa, KS 66219
(913)599-5665

QUALITY CONTROL DATA

Project: FORT SMITH, AR
Pace Project No.: 60174844

QC Batch: WETA/30516 Analysis Method: EPA 300.0
QC Batch Method: EPA 300.0 Analysis Description: 300.0 IC Anions
Associated Lab Samples: 60174844001, 60174844002, 60174844003, 60174844004, 60174844005, 60174844006

METHOD BLANK: 1421356 Matrix: Water
Associated Lab Samples: 60174844002, 60174844003, 60174844005

Parameter	Units	Blank Result	Reporting Limit	Analyzed	Qualifiers
Chloride	mg/L	ND	1.0	08/07/14 13:57	
Sulfate	mg/L	ND	1.0	08/07/14 13:57	

METHOD BLANK: 1423264 Matrix: Water
Associated Lab Samples: 60174844001, 60174844002, 60174844003, 60174844004, 60174844006

Parameter	Units	Blank Result	Reporting Limit	Analyzed	Qualifiers
Chloride	mg/L	ND	1.0	08/08/14 13:15	
Sulfate	mg/L	ND	1.0	08/08/14 13:15	

LABORATORY CONTROL SAMPLE: 1421357

Parameter	Units	Spike Conc.	LCS Result	LCS % Rec	% Rec Limits	Qualifiers
Chloride	mg/L	5	4.7	95	90-110	
Sulfate	mg/L	5	4.9	98	90-110	

LABORATORY CONTROL SAMPLE: 1423265

Parameter	Units	Spike Conc.	LCS Result	LCS % Rec	% Rec Limits	Qualifiers
Chloride	mg/L	5	4.6	93	90-110	
Sulfate	mg/L	5	4.8	95	90-110	

MATRIX SPIKE & MATRIX SPIKE DUPLICATE: 1421358 1421359

Parameter	Units	60175014001 Result	MS Spike Conc.	MSD Spike Conc.	MS Result	MSD Result	MS % Rec	MSD % Rec	% Rec Limits	RPD	Max RPD	Qual
Chloride	mg/L	14.1	5	5	22.8	19.4	173	106	80-120	16	15	M1,R1
Sulfate	mg/L	36.8	25	25	58.1	59.9	85	92	80-120	3	15	

MATRIX SPIKE SAMPLE: 1421360

Parameter	Units	60174808001 Result	Spike Conc.	MS Result	MS % Rec	% Rec Limits	Qualifiers
Chloride	mg/L	169	50	207	77	80-120	M1

Results presented on this page are in the units indicated by the "Units" column except where an alternate unit is presented to the right of the result.

REPORT OF LABORATORY ANALYSIS

This report shall not be reproduced, except in full,
without the written consent of Pace Analytical Services, Inc..

Pace Analytical Services, Inc.
9608 Loiret Blvd.
Lenexa, KS 66219
(913)599-5665

QUALITY CONTROL DATA

Project: FORT SMITH, AR
Pace Project No.: 60174844

MATRIX SPIKE SAMPLE: 1421360

Parameter	Units	60174808001 Result	Spike Conc.	MS Result	MS % Rec	% Rec Limits	Qualifiers
Sulfate	mg/L	21.9	50	72.2	101	80-120	

Results presented on this page are in the units indicated by the "Units" column except where an alternate unit is presented to the right of the result.

This report shall not be reproduced, except in full,
without the written consent of Pace Analytical Services, Inc..

Pace Analytical Services, Inc.
9608 Loiret Blvd.
Lenexa, KS 66219
(913)599-5665

QUALITY CONTROL DATA

Project: FORT SMITH, AR
Pace Project No.: 60174844

QC Batch: WETA/30497 | Analysis Method: EPA 350.1
QC Batch Method: EPA 350.1 | Analysis Description: 350.1 Ammonia
Associated Lab Samples: 60174844001, 60174844002, 60174844003, 60174844004, 60174844005, 60174844006

METHOD BLANK: 1420398 | Matrix: Water
Associated Lab Samples: 60174844001, 60174844002, 60174844003, 60174844004, 60174844005, 60174844006

Parameter	Units	Blank Result	Reporting Limit	Analyzed	Qualifiers
Nitrogen, Ammonia	mg/L	ND	0.10	08/05/14 14:27	

LABORATORY CONTROL SAMPLE: 1420399

Parameter	Units	Spike Conc.	LCS Result	LCS % Rec	% Rec Limits	Qualifiers
Nitrogen, Ammonia	mg/L	2	2.1	103	90-110	

MATRIX SPIKE SAMPLE: 1420400

Parameter	Units	60174837001 Result	Spike Conc.	MS Result	MS % Rec	% Rec Limits	Qualifiers
Nitrogen, Ammonia	mg/L	13.3	20	31.3	90	90-110	

MATRIX SPIKE SAMPLE: 1420401

Parameter	Units	60174837004 Result	Spike Conc.	MS Result	MS % Rec	% Rec Limits	Qualifiers
Nitrogen, Ammonia	mg/L	10.7	20	28.5	89	90-110	M1

SAMPLE DUPLICATE: 1420402

Parameter	Units	60174840001 Result	Dup Result	RPD	Max RPD	Qualifiers
Nitrogen, Ammonia	mg/L	6.3	6.4	1	18	

Results presented on this page are in the units indicated by the "Units" column except where an alternate unit is presented to the right of the result.

This report shall not be reproduced, except in full,
without the written consent of Pace Analytical Services, Inc..

Pace Analytical Services, Inc.
9608 Loiret Blvd.
Lenexa, KS 66219
(913)599-5665

QUALITY CONTROL DATA

Project: FORT SMITH, AR
Pace Project No.: 60174844

QC Batch: WETA/30471 — Analysis Method: EPA 353.2
QC Batch Method: EPA 353.2 — Analysis Description: 353.2 Nitrate + Nitrite, Unpres.
Associated Lab Samples: 60174844001, 60174844002, 60174844003, 60174844004, 60174844005, 60174844006

METHOD BLANK: 1419425 — Matrix: Water
Associated Lab Samples: 60174844001, 60174844002, 60174844003, 60174844004, 60174844005, 60174844006

Parameter	Units	Blank Result	Reporting Limit	Analyzed	Qualifiers
Nitrogen, Nitrate	mg/L	ND	0.10	08/01/14 14:28	
Nitrogen, Nitrite	mg/L	ND	0.10	08/01/14 14:28	
Nitrogen, NO2 plus NO3	mg/L	ND	0.10	08/01/14 14:28	

LABORATORY CONTROL SAMPLE: 1419426

Parameter	Units	Spike Conc.	LCS Result	LCS % Rec	% Rec Limits	Qualifiers
Nitrogen, Nitrate	mg/L	1.6	1.7	104	85-115	
Nitrogen, Nitrite	mg/L	.4	0.41	102	90-110	
Nitrogen, NO2 plus NO3	mg/L	2	2.1	104	90-110	

MATRIX SPIKE SAMPLE: 1419427

Parameter	Units	60174837001 Result	Spike Conc.	MS Result	MS % Rec	% Rec Limits	Qualifiers
Nitrogen, Nitrate	mg/L	10.4	8	17.3	87	85-115	
Nitrogen, Nitrite	mg/L	ND	2	1.9	94	90-110	
Nitrogen, NO2 plus NO3	mg/L	10.4	10	19.2	88	90-110	M1

SAMPLE DUPLICATE: 1419428

Parameter	Units	60174837004 Result	Dup Result	RPD	Max RPD	Qualifiers
Nitrogen, Nitrate	mg/L	11.5	12.4	7	20	
Nitrogen, Nitrite	mg/L	ND	ND		20	
Nitrogen, NO2 plus NO3	mg/L	11.5	12.4	7	20	

Results presented on this page are in the units indicated by the "Units" column except where an alternate unit is presented to the right of the result.

This report shall not be reproduced, except in full,
without the written consent of Pace Analytical Services, Inc..

Pace Analytical Services, Inc.
9608 Loiret Blvd.
Lenexa, KS 66219
(913)599-5665

QUALITY CONTROL DATA

Project: FORT SMITH, AR
Pace Project No.: 60174844

QC Batch: WETA/30583 | Analysis Method: SM 5310C
QC Batch Method: SM 5310C | Analysis Description: 5310C Total Organic Carbon
Associated Lab Samples: 60174844001, 60174844002, 60174844003, 60174844004, 60174844005, 60174844006

METHOD BLANK: 1424576 | Matrix: Water
Associated Lab Samples: 60174844001, 60174844002, 60174844003, 60174844004, 60174844005, 60174844006

Parameter	Units	Blank Result	Reporting Limit	Analyzed	Qualifiers
Total Organic Carbon	mg/L	ND	1.0	08/13/14 14:26	

LABORATORY CONTROL SAMPLE: 1424577

Parameter	Units	Spike Conc.	LCS Result	LCS % Rec	% Rec Limits	Qualifiers
Total Organic Carbon	mg/L	5	5.3	106	80-120	

MATRIX SPIKE SAMPLE: 1424579

Parameter	Units	60174754029 Result	Spike Conc.	MS Result	MS % Rec	% Rec Limits	Qualifiers
Total Organic Carbon	mg/L	0.73J	5	7.3	131	80-120	M1

SAMPLE DUPLICATE: 1424578

Parameter	Units	60174754027 Result	Dup Result	RPD	Max RPD	Qualifiers
Total Organic Carbon	mg/L	3.1	3.1	2	25	

Results presented on this page are in the units indicated by the "Units" column except where an alternate unit is presented to the right of the result.

This report shall not be reproduced, except in full,
without the written consent of Pace Analytical Services, Inc..

Pace Analytical Services, Inc.
9608 Loiret Blvd.
Lenexa, KS 66219
(913)599-5665

QUALITY CONTROL DATA

Project: FORT SMITH, AR
Pace Project No.: 60174844

QC Batch: WETA/5685 | Analysis Method: SM 4500-P E
QC Batch Method: SM4500-P B | Analysis Description: SM4500P-E, Total Phosphorus
Associated Lab Samples: 60174844001, 60174844002, 60174844003, 60174844004, 60174844005, 60174844006

METHOD BLANK: 90214 | Matrix: Water
Associated Lab Samples: 60174844001, 60174844002, 60174844003, 60174844004, 60174844005, 60174844006

Parameter	Units	Blank Result	Reporting Limit	Analyzed	Qualifiers
Phosphate as P04	mg/L	ND	0.030	08/08/14 13:39	

LABORATORY CONTROL SAMPLE: 90215

Parameter	Units	Spike Conc.	LCS Result	LCS % Rec	% Rec Limits	Qualifiers
Phosphate as P04	mg/L	1.5	1.6	102	80-120	

MATRIX SPIKE & MATRIX SPIKE DUPLICATE: 90220 90221

Parameter	Units	60174754024 Result	MS Spike Conc.	MSD Spike Conc.	MS Result	MSD Result	MS % Rec	MSD % Rec	% Rec Limits	RPD	Max RPD	Qual
Phosphate as P04	mg/L	0.17	1.5	1.5	1.6	1.7	95	102	80-120	6	20	

MATRIX SPIKE & MATRIX SPIKE DUPLICATE: 90222 90223

Parameter	Units	1236849001 Result	MS Spike Conc.	MSD Spike Conc.	MS Result	MSD Result	MS % Rec	MSD % Rec	% Rec Limits	RPD	Max RPD	Qual
Phosphate as P04	mg/L	0.049	1.5	1.5	1.6	1.7	104	106	80-120	2	20	

Results presented on this page are in the units indicated by the "Units" column except where an alternate unit is presented to the right of the result.

This report shall not be reproduced, except in full,
without the written consent of Pace Analytical Services, Inc..

Pace Analytical Services, Inc.
9608 Loiret Blvd.
Lenexa, KS 66219
(913)599-5665

QUALIFIERS

Project: FORT SMITH, AR
Pace Project No.: 60174844

DEFINITIONS

DF - Dilution Factor, if reported, represents the factor applied to the reported data due to changes in sample preparation, dilution of the sample aliquot, or moisture content.
ND - Not Detected at or above adjusted reporting limit.
J - Estimated concentration above the adjusted method detection limit and below the adjusted reporting limit.
MDL - Adjusted Method Detection Limit.
PQL - Practical Quantitation Limit.
RL - Reporting Limit.
S - Surrogate
1,2-Diphenylhydrazine (8270 listed analyte) decomposes to Azobenzene.
Consistent with EPA guidelines, unrounded data are displayed and have been used to calculate % recovery and RPD values.
LCS(D) - Laboratory Control Sample (Duplicate)
MS(D) - Matrix Spike (Duplicate)
DUP - Sample Duplicate
RPD - Relative Percent Difference
NC - Not Calculable.
SG - Silica Gel - Clean-Up
U - Indicates the compound was analyzed for, but not detected.
N-Nitrosodiphenylamine decomposes and cannot be separated from Diphenylamine using Method 8270. The result reported for each analyte is a combined concentration.
Pace Analytical is TNI accredited. Contact your Pace PM for the current list of accredited analytes.
TNI - The NELAC Institute.

LABORATORIES

PASI-D	Pace Analytical Services - Dallas
PASI-K	Pace Analytical Services - Kansas City

BATCH QUALIFIERS

Batch: MSV/63346
[M5] A matrix spike/matrix spike duplicate was not performed for this batch due to insufficient sample volume.
Batch: MSV/63362
[M5] A matrix spike/matrix spike duplicate was not performed for this batch due to insufficient sample volume.
Batch: MSV/63379
[M5] A matrix spike/matrix spike duplicate was not performed for this batch due to insufficient sample volume.
Batch: MSV/63388
[M5] A matrix spike/matrix spike duplicate was not performed for this batch due to insufficient sample volume.
Batch: MSV/63397
[M5] A matrix spike/matrix spike duplicate was not performed for this batch due to insufficient sample volume.

ANALYTE QUALIFIERS

1e	Field pH
E	Analyte concentration exceeded the calibration range. The reported result is estimated.
H6	Analysis initiated outside of the 15 minute EPA recommended holding time.
M1	Matrix spike recovery exceeded QC limits. Batch accepted based on laboratory control sample (LCS) recovery.
R1	RPD value was outside control limits.

This report shall not be reproduced, except in full,
without the written consent of Pace Analytical Services, Inc..

Pace Analytical Services, Inc.
9608 Loiret Blvd.
Lenexa, KS 66219
(913)599-5665

QUALITY CONTROL DATA CROSS REFERENCE TABLE

Project: FORT SMITH, AR
Pace Project No.: 60174844

Lab ID	Sample ID	QC Batch Method	QC Batch	Analytical Method	Analytical Batch
60174844001	**ITMW-18-201407**	EPA 8015 - Alcohol	GCSV/2820		
60174844002	**ITMW-12-201407**	EPA 8015 - Alcohol	GCSV/2820		
60174844003	**ITMW-19-201407**	EPA 8015 - Alcohol	GCSV/2820		
60174844004	**MW-38-201407**	EPA 8015 - Alcohol	GCSV/2820		
60174844005	**ITMW-11-201407**	EPA 8015 - Alcohol	GCSV/2820		
60174844006	**MW-25-201407**	EPA 8015 - Alcohol	GCSV/2820		
60174844001	**ITMW-18-201407**	EPA 3010	MPRP/28342	EPA 6010	ICP/21403
60174844002	**ITMW-12-201407**	EPA 3010	MPRP/28342	EPA 6010	ICP/21403
60174844003	**ITMW-19-201407**	EPA 3010	MPRP/28342	EPA 6010	ICP/21403
60174844004	**MW-38-201407**	EPA 3010	MPRP/28342	EPA 6010	ICP/21403
60174844005	**ITMW-11-201407**	EPA 3010	MPRP/28342	EPA 6010	ICP/21403
60174844006	**MW-25-201407**	EPA 3010	MPRP/28342	EPA 6010	ICP/21403
60174844002	**ITMW-12-201407**	EPA 5030B/8260	MSV/63379		
60174844002	**ITMW-12-201407**	EPA 5030B/8260	MSV/63397		
60174844003	**ITMW-19-201407**	EPA 5030B/8260	MSV/63379		
60174844003	**ITMW-19-201407**	EPA 5030B/8260	MSV/63397		
60174844004	**MW-38-201407**	EPA 5030B/8260	MSV/63379		
60174844004	**MW-38-201407**	EPA 5030B/8260	MSV/63397		
60174844005	**ITMW-11-201407**	EPA 5030B/8260	MSV/63397		
60174844007	**EB-4-201407**	EPA 5030B/8260	MSV/63379		
60174844008	**EB-5-201407**	EPA 5030B/8260	MSV/63388		
60174844009	**EB-6-201407**	EPA 5030B/8260	MSV/63388		
60174844010	**TB9-20140731**	EPA 5030B/8260	MSV/63388		
60174844011	**TB10-20140731**	EPA 5030B/8260	MSV/63388		
60174844001	**ITMW-18-201407**	EPA 5030B/8260	MSV/63346		
60174844001	**ITMW-18-201407**	EPA 5030B/8260	MSV/63362		
60174844006	**MW-25-201407**	EPA 5030B/8260	MSV/63346		
60174844006	**MW-25-201407**	EPA 5030B/8260	MSV/63362		
60174844001	**ITMW-18-201407**	SM 2320B	WET/49488		
60174844002	**ITMW-12-201407**	SM 2320B	WET/49488		
60174844003	**ITMW-19-201407**	SM 2320B	WET/49488		
60174844004	**MW-38-201407**	SM 2320B	WET/49488		
60174844005	**ITMW-11-201407**	SM 2320B	WET/49488		
60174844006	**MW-25-201407**	SM 2320B	WET/49488		
60174844001	**ITMW-18-201407**	SM 3500-Fe B#4	WET/49546		
60174844002	**ITMW-12-201407**	SM 3500-Fe B#4	WET/49546		
60174844003	**ITMW-19-201407**	SM 3500-Fe B#4	WET/49546		
60174844004	**MW-38-201407**	SM 3500-Fe B#4	WET/49546		
60174844005	**ITMW-11-201407**	SM 3500-Fe B#4	WET/49546		
60174844006	**MW-25-201407**	SM 3500-Fe B#4	WET/49546		
60174844001	**ITMW-18-201407**	SM 4500-H+B	WET/49545		

This report shall not be reproduced, except in full,
without the written consent of Pace Analytical Services, Inc..

Pace Analytical Services, Inc.
9608 Loiret Blvd.
Lenexa, KS 66219
(913)599-5665

QUALITY CONTROL DATA CROSS REFERENCE TABLE

Project: FORT SMITH, AR
Pace Project No.: 60174844

Lab ID	Sample ID	QC Batch Method	QC Batch	Analytical Method	Analytical Batch
60174844002	**ITMW-12-201407**	SM 4500-H+B	WET/49545		
60174844003	**ITMW-19-201407**	SM 4500-H+B	WET/49545		
60174844004	**MW-38-201407**	SM 4500-H+B	WET/49545		
60174844005	**ITMW-11-201407**	SM 4500-H+B	WET/49545		
60174844006	**MW-25-201407**	SM 4500-H+B	WET/49545		
60174844001	**ITMW-18-201407**	SM 4500-S-2 D	WET/49428		
60174844002	**ITMW-12-201407**	SM 4500-S-2 D	WET/49428		
60174844003	**ITMW-19-201407**	SM 4500-S-2 D	WET/49428		
60174844004	**MW-38-201407**	SM 4500-S-2 D	WET/49428		
60174844005	**ITMW-11-201407**	SM 4500-S-2 D	WET/49428		
60174844006	**MW-25-201407**	SM 4500-S-2 D	WET/49428		
60174844001	**ITMW-18-201407**	EPA 300.0	WETA/30516		
60174844002	**ITMW-12-201407**	EPA 300.0	WETA/30516		
60174844003	**ITMW-19-201407**	EPA 300.0	WETA/30516		
60174844004	**MW-38-201407**	EPA 300.0	WETA/30516		
60174844005	**ITMW-11-201407**	EPA 300.0	WETA/30516		
60174844006	**MW-25-201407**	EPA 300.0	WETA/30516		
60174844001	**ITMW-18-201407**	EPA 350.1	WETA/30497		
60174844002	**ITMW-12-201407**	EPA 350.1	WETA/30497		
60174844003	**ITMW-19-201407**	EPA 350.1	WETA/30497		
60174844004	**MW-38-201407**	EPA 350.1	WETA/30497		
60174844005	**ITMW-11-201407**	EPA 350.1	WETA/30497		
60174844006	**MW-25-201407**	EPA 350.1	WETA/30497		
60174844001	**ITMW-18-201407**	EPA 353.2	WETA/30471		
60174844002	**ITMW-12-201407**	EPA 353.2	WETA/30471		
60174844003	**ITMW-19-201407**	EPA 353.2	WETA/30471		
60174844004	**MW-38-201407**	EPA 353.2	WETA/30471		
60174844005	**ITMW-11-201407**	EPA 353.2	WETA/30471		
60174844006	**MW-25-201407**	EPA 353.2	WETA/30471		
60174844001	**ITMW-18-201407**	SM 4500-CO2 D	WETA/30605		
60174844002	**ITMW-12-201407**	SM 4500-CO2 D	WETA/30605		
60174844003	**ITMW-19-201407**	SM 4500-CO2 D	WETA/30605		
60174844004	**MW-38-201407**	SM 4500-CO2 D	WETA/30605		
60174844005	**ITMW-11-201407**	SM 4500-CO2 D	WETA/30605		
60174844006	**MW-25-201407**	SM 4500-CO2 D	WETA/30605		
60174844001	**ITMW-18-201407**	SM 5310C	WETA/30583		
60174844002	**ITMW-12-201407**	SM 5310C	WETA/30583		
60174844003	**ITMW-19-201407**	SM 5310C	WETA/30583		
60174844004	**MW-38-201407**	SM 5310C	WETA/30583		
60174844005	**ITMW-11-201407**	SM 5310C	WETA/30583		
60174844006	**MW-25-201407**	SM 5310C	WETA/30583		
60174844001	**ITMW-18-201407**	SM4500-P B	WETA/5685	SM 4500-P E	WETA/5686
60174844002	**ITMW-12-201407**	SM4500-P B	WETA/5685	SM 4500-P E	WETA/5686
60174844003	**ITMW-19-201407**	SM4500-P B	WETA/5685	SM 4500-P E	WETA/5686
60174844004	**MW-38-201407**	SM4500-P B	WETA/5685	SM 4500-P E	WETA/5686

This report shall not be reproduced, except in full,
without the written consent of Pace Analytical Services, Inc..

Pace Analytical Services, Inc.
9608 Loiret Blvd.
Lenexa, KS 66219
(913)599-5665

QUALITY CONTROL DATA CROSS REFERENCE TABLE

Project: FORT SMITH, AR
Pace Project No.: 60174844

Lab ID	Sample ID	QC Batch Method	QC Batch	Analytical Method	Analytical Batch
60174844005	**ITMW-11-201407**	SM4500-P B	WETA/5685	SM 4500-P E	WETA/5686
60174844006	**MW-25-201407**	SM4500-P B	WETA/5685	SM 4500-P E	WETA/5686

This report shall not be reproduced, except in full,
without the written consent of Pace Analytical Services, Inc..

Pace Analytical
www.pacelabs.com

Sample Condition Upon Receipt

WO#: 60174844
60174844

Optional
Proj Due Date:
Proj Name:

Client Name: Environ

Courier: Fed Ex ☑ UPS ☐ USPS ☐ Client ☐ Commercial ☐ Pace ☐ Other ☐

Tracking #: 6113 5277 3552, 3563 Pace Shipping Label Used? Yes ☐ No ☑

Custody Seal on Cooler/Box Present: Yes ☑ No ☐ Seals intact: Yes ☑ No ☐

Packing Material: Bubble Wrap ☐ Bubble Bags ☑ Foam ☑ None ☐ Other ☑ 2PLC

Thermometer Used: T-239 / T-194 **Type of Ice:** Wet / Blue None ☐ Samples received on ice, cooling process has begun.
(circle one)

Cooler Temperature: 2.2/2.4

Temperature should be above freezing to 6°C

Date and initials of person examining contents: AH 8/1

Chain of Custody present:	☑Yes	☐No	☐N/A	1.
Chain of Custody filled out:	☑Yes	☐No	☐N/A	2.
Chain of Custody relinquished:	☑Yes	☐No	☐N/A	3.
Sampler name & signature on COC:	☑Yes	☐No	☐N/A	4.
Samples arrived within holding time:	☑Yes	☐No	☐N/A	5.
Short Hold Time analyses (<72hr):	☑Yes	☐No	☐N/A	6. NO2/NO3
Rush Turn Around Time requested:	☐Yes	☑No	☐N/A	7.
Sufficient volume:	☑Yes	☐No	☐N/A	8.
Correct containers used:	☑Yes	☐No	☐N/A	
Pace containers used:	☑Yes	☐No	☐N/A	9.
Containers intact:	☑Yes	☐No	☐N/A	10.
Unpreserved 5035A soils frozen w/in 48hrs?	☐Yes	☐No	☑N/A	11.
Filtered volume received for dissolved tests?	☐Yes	☐No	☑N/A	12.
Sample labels match COC:	☑Yes	☐No	☐N/A	
Includes date/time/ID/analyses Matrix: WT				13.
All containers needing preservation have been checked.	☑Yes	☐No	☐N/A	
All containers needing preservation are found to be in compliance with EPA recommendation.	☑Yes	☐No	☐N/A	14.
Exceptions: VOA, coliform, TOC, O&G, WI-DRO (water), Phenolics	☑Yes	☐No		Initial when completed / Lot # of added preservative
Trip Blank present:	☑Yes	☐No	☐N/A	~~Samples~~ 1TMW18-201407 TB#8: MW 38-201407 684-201407 TB#7: 1TMW12-201407 1TMW11-201407 685-201407 1TMW19-201407 MW 25-201407 686-201407
Pace Trip Blank lot # (if purchased): 061614-3BFD				15.
Headspace in VOA vials (>6mm):	☐Yes	☑No	☐N/A	16.
Project sampled in USDA Regulated Area:	☐Yes	☐No	☑N/A	17. List State:

Client Notification/ Resolution: Copy COC to Client? Y / N Field Data Required? Y / N

Person Contacted: _____ Date/Time: _____

Comments/ Resolution: _____

Project Manager Review: [signature] Date: 8/1/14

Pace Analytical
www.pacelabs.com

CHAIN-OF-CUSTODY / Analytical Request Document

The Chain-of-Custody is a LEGAL DOCUMENT. All relevant fields must be completed accurately.

Page: 1 of 1

Section A Required Client Information:

Company:	Environ
Address:	7500 College Blvd., Ste. 925
	Overland Park, KS 66210
Email To:	wstonestreet@environcorp.com
Phone: 913-553-5926	Fax:
Requested Due Date/TAT:	STD

Section B Required Project Information:

Report To:	Wendy Stonestreet
Copy To:	Tammy Gleason
Purchase Order No.:	NA
Project Name:	Fort Smith, AR
Project Number:	

Section C Invoice Information:

Attention:	Tammy Gleason
Company Name:	Environ
Address:	250 Monroe Ave. NW Grand Rapids
Pace Quote Reference:	Michigan, 49503
Pace Project Manager:	MJ Walls
Pace Profile #:	7444, line 1

REGULATORY AGENCY

☐ NPDES ☐ GROUND WATER ☐ DRINKING WATER
☐ UST ☐ RCRA ☑ OTHER ADEQ

Site Location STATE: AR

Section D Required Client Information

Valid Matrix Codes

MATRIX	CODE
DRINKING WATER	DW
WATER	WT
WASTE WATER	WW
PRODUCT	P
SOIL/SOLID	SL
OIL	OL
WIPE	WP
AIR	AR
OTHER	OT
TISSUE	TS

ITEM #	SAMPLE ID (A-Z, 0-9 / ,-) Sample IDs MUST BE UNIQUE	MATRIX CODE (see valid codes to left)	SAMPLE TYPE (G=GRAB C=COMP)	COLLECTED COMPOSITE START DATE	COMPOSITE START TIME	COMPOSITE END/GRAB DATE	COMPOSITE END/GRAB TIME	SAMPLE TEMP AT COLLECTION	# OF CONTAINERS	Preservatives: Unpreserved	H_2SO_4	HNO_3	HCl	NaOH & ZN ACETATE	$Na_2S_2O_3$	Methanol	Other	Analysis Test (Y/N): 8260 VOCs	Alkalinity	TOC	Chloride, Sulfate	8015 Chloroethanol (Pace Dallas)	6010-Iron/Mn	Ferric Iron calc. (send field Ferrous)	Ammonia	Nitrate+Nitrite	Total Phosphate (Pace Dallas)	Sulfide	CO2 Calc (Alkalinity +pH)	Residual Chlorine (Y/N)	Pace Project No./ Lab I.D. 60174844
1	~~ITMW-18-201407~~	WT	G			7/31/14	925		14	3	3	1	3	1			3														
2	ITMW-18-201407 (1(BP3S)) (BP3C) (BP3N)	WT	G			7/31/14	925		12	4	3	1	3	1				X	X	X	X	X	X		X	X	X	X	1(DPHN) 1.5	7 DAY HOLD 4(DG9U) 2(OTHER)	01
3	ITMW-12-201407	WT	G			7/31/14	1105		12	4	3	1	3	1				X	X	X	X	X	X		X	X	X	X		1.5	3(DG9H) 3(DG9U)	02
4	ITMW-19-201407	WT	G			7/31/14	920		12	4	3	1	3	1				X	X	X	X	X	X		X	X	X	X		1.5		03
5	MW-38-201407	WT	G			7/31/14	915		12	4	3	1	3	1				X	X	X	X	X	X		X	X	X	X		1.5		04
6	ITMW-11-201407	WT	G			7/31/14	1040		12	4	3	1	3	1				X	X	X	X	X	X		X	X	X	X		1.5		05
7	MW-25-201407	WT	G			7/31/14	1150		12	4	3	1	3	1				X	X	X	X	X	X		X	X	X	X		1.5	7 DAY HOLD 3(DG9U) 3(OTHER)	06
8	EB-4-201407	WT	G			7/31/14	1235		3				3					X													3(DG9H)	07
9	EB-5-201407	WT	G			7/31/14	1240		3				3					X														08
10	EB-6-201407	WT	G			7/31/14	1245		3				3					X														09
11	Trip Blanks-7	WT	G			7/31/14	—		2				2					2													2(DG9H)	010
12	Trip Blanks-8	WT	G			7/31/14	—		2				2					2														011

ADDITIONAL COMMENTS	RELINQUISHED BY / AFFILIATION	DATE	TIME	ACCEPTED BY / AFFILIATION	DATE	TIME	SAMPLE CONDITIONS			
Level IV data package required	Lucy Marton / ENVIRON	7/31/14	1500	[illegible] / PAS	8/1	8:30	2.2	Y	Y	Y
							2.4	Y	Y	Y

SAMPLER NAME AND SIGNATURE			Temp in °C	Received on Ice (Y/N)	Custody Sealed Cooler (Y/N)	Samples Intact (Y/N)
PRINT Name of SAMPLER:	LUCY MARTON					
SIGNATURE of SAMPLER:	Lucy Marton	DATE Signed (MM/DD/YY): 7/31/14				

*Important Note: By signing this form you are accepting Pace's NET 30 day payment terms and agreeing to late charges of 1.5% per month for any invoices not paid within 30 days.

F-ALL-Q-020rev.07, 15-Feb-2007

Chain of Custody

Pace Analytical®
www.pacelabs.com

Workorder: 60174844 **Workorder Name:** FORT SMITH, AR **Owner Received Date:** 8/1/2014 **Results Requested By:** 8/13/2014

Report To

Mary Jane Walls
Pace Analytical Services, Inc.
9608 Loiret Blvd.
Lenexa, KS 66219
Phone (913)599-5665
Fax (913)599-1759

Subcontract To

Pace Analytical Dallas
400 West Bethany Drive
Suite 190
Allen, TX 75013
Phone (972)727-1123

Item	Sample ID	Sample Type	Collect Date/Time	Lab ID	Matrix	Preserved Containers: H2SO4	none					Requested Analysis: Total Phosphate	8015 Chloroethanol											LAB USE ONLY
1	ITMW-18-201407	PS	7/31/2014 09:25	60174844001	Water	1	3					X	X											001
2	ITMW-12-201407	PS	7/31/2014 11:05	60174844002	Water	1	3					X	X											002
3	ITMW-19-201407	PS	7/31/2014 09:20	60174844003	Water	1	3					X	X											003
4	MW-38-201407	PS	7/31/2014 09:15	60174844004	Water	1	3					X	X											004
5	ITMW-11-201407	PS	7/31/2014 10:40	60174844005	Water	1	3					X	X											005
6	MW-25-201407	PS	7/31/2014 11:50	60174844006	Water	1	3					X	X											006

Transfers	Released By	Date/Time	Received By	Date/Time
1	[illegible]	8/1/14 1700	Leslie Ollendorf-Lane	8/2/14 03:44
2				
3				

Comments

Cooler Temperature on Receipt 5.8 °C **Custody Seal** Y or N **Received on Ice** Y or N **Samples Intact** Y or N

WO#: 7517696

7517696

Pace Analytical

Sample Condition Upon Receipt
Dallas

Client Name: Pace Ks Project Work order: 7517696

Courier: FedEX ☑ UPS ☐ USPS ☐ Client ☐ Courier ☐ LSO ☐ PACE ☐ Other:

Tracking#: 6113 5277 9804

Custody Seal on Cooler/Box: Yes ☑ No ☐ **Seals Intact:** Yes ☑ No ☐ NA ☐

Packing Material: Bubble Wrap ☐ Bubble Bags ☐ Foam ☐ None ☐ Other ☐

Thermometer Used: IR-01 Type of Ice: Wet ☑ Blue ☐ None ☐ Sample Received on ice, cooling process has begun ☑

Cooler Temp: 5.8°C (Temp should be above freezing to 6°C)

Chain of Custody Present	Yes ☒ No ☐ NA ☐	1
Chain of Custody filled out	Yes ☑ No ☐ NA ☐	2
Chain of Custody relinquished	Yes ☑ No ☐ NA ☐	3
Sampler name & signature on COC	Yes ☐ No ☑ NA ☐	4
Sample received within HT	Yes ☒ No ☐ NA ☐	5
Short HT analyses (<72 hrs)	Yes ☐ No ☑ NA ☐	6
Rush TAT requested	Yes ☐ No ☑ NA ☐	7
Sufficient Volume received	Yes ☑ No ☐ NA ☐	8
Correct Container used Pace Container used	Yes ☑ No ☐ NA ☐ Yes ☑ No ☐ NA ☐	9
Container Intact	Yes ☑ No ☐ NA ☐	10
Unpreserved 5035A soil frozen within 48 hrs	Yes ☐ No ☐ NA ☑	11
Filtered volume received for Dissolved tests	Yes ☐ No ☐ NA ☒	12
Sample labels match COC Include date/time/ID/analyses Matrix: Water	Yes ☑ No ☐ NA ☐	13
All containers needing preservation have been checked	Yes ☒ No ☐ NA ☐	14a. Lot# of pH strip: 6403001 pH checked Yes ☒ No ☐ pH<2 ☒ pH>9 ☐ pH>12 ☐ Lot# of Iodine strip: Lot# of Lead Acetate strip:
Do containers require preservation at the lab	Yes ☐ No ☑ NA ☐	14b. Preservation: Lot#:
All containers needing preservation are found to be in Compliance with EPA recommendation Exception: VOA, coliform, O&G	Yes ☒ No ☐ NA ☐ Yes ☒ No ☐	14c.
Trip Blank present Trip Blank Custody Seals Intact Pace Trip Blank Lot# (if purchased):	Yes ☐ No ☐ NA ☑ Yes ☐ No ☐ NA ☑	15
Headspace in VOA (>6mm)	Yes ☐ No ☒ NA ☐	16
Project sampled in USDA Regulated Area:	Yes ☐ No ☐ NA ☒	17. List State

Client Notification/Resolution/Comments:

Person Contacted: Date:

Comments/Resolution:

Person Examining Contents: KLW Date: 8/4/14

Sample Container Count

Pace Analytical™ www.pacelabs.com

COC PAGE 1 of 1
COC ID#

Pace Project # 7517696

Sample Line Item	BP2N	AG1U	VG9U	VG9H	BP2S	BP1U	BP2U	BG1H	AG1S	BP20	SP5T	WGFU	WGKU			Comments
1			43	5+14	1											
2			3		1											
3			3		1											
4			3		1											
5			3		1											
6			3		1											
7																
8																
9																
10																
11																
12																

Container Codes

DG9H	40mL HCL amber voa vial	AF	Air Filter	BP1N	1 liter HNO3 plastic	DG9P	40mL TSP amber vial
AG1U	1liter unpreserved amber glass	AG1H	1 liter HCL amber glass	BP1S	1 liter H2SO4 plastic	DG9S	40mL H2SO4 amber vial
WGFU	4oz clear soil jar	AG1S	1 liter H2SO4 amber glass	BP1U	1 liter unpreserved plastic	DG9T	40mL Na Thio amber vial
R	terra core kit	AG1T	1 liter Na Thiosulfate amber gl	BP1Z	1 liter NaOH, Zn, Ac	DG9U	40mL unpreserved **amber** vial
BP2N	500mL HNO3 plastic	AG2N	500mL HNO3 amber glass	BP2A	500mL NaOH, Asc Acid plastic	I	Wipe/Swab
BP2U	500mL unpreserved plastic	AG2S	500mL H2SO4 amber glass	BP2O	500mL NaOH plastic	JGFU	4oz unpreserved amber wide
BP2S	500mL H2SO4 plastic	AG2U	500mL unpreserved amber gla	BP2Z	500mL NaOH, Zn Ac	U	Summa Can
BP3N	250mL HNO3 plastic	AG3U	250mL unpreserved amber gla	BP3A	250mL NaOh, Asc Acid plastic	VG9H	40mL HCL clear vial
BP3U	250mL unpreserved plastic	BG1H	1 liter HCL clear glass	BP3C	250mL NaOH plastic	VG9T	40mL Na Thio. clear vial
BP3S	250mL H2SO4 plastic	BG1S	1 liter H2SO4 clear glass	BP3Z	250mL NaOH, Zn Ac plastic	VG9U	40mL unpreserved **clear** vial
AG3S	250mL H2SO4 glass amber	BG1T	1 liter Na Thiosulfate clear gla	C	Air Cassettes	VSG	Headspace septa vial & HCL
AG1S	1 liter H2SO4 amber glass	BG1U	1 liter unpreserved glass	DG9B	40mL Na Bisulfate amber vial	WGFX	4oz wide jar w/hexane wipe
BP1U	1 liter unpreserved plastic	BP1A	1 liter NaOH, Asc Acid plastic	DG9M	40mL MeOH clear vial	ZPLC	Ziploc Bag
WGKU	8oz wide jar upreserved	SP5T	120mL Coliform Na Thiosulfate	SP5U	120mL Coliform unpreserved	GN	General unpreserved
Other	Other						

F-DAL-C-003 rev.00 11-5-2012

Appendix C

Data Validation Report

DATA VALIDATION REVIEW
3nd Quarter Groundwater Monitoring Event
Whirlpool Corporation
Fort Smith, Arkansas

Laboratory Sample Delivery Groups (SDGs): 60174546, 60174754, 60174634 and 60174844

Laboratory: PACE Analytical, Lenexa, Kansas

Reviewer: Wendy Stonestreet **Date Reviewed: September 8, 2014**

This data validation report has been prepared by ENVIRON International Corporation (ENVIRON) to assess the validity and usability of laboratory analytical data generated from samples collected during the 1st quarter groundwater sampling event at the Whirlpool Corporation, Fort Smith, Arkansas Site (the "site") from July 28 to July 31, 2014.

The analytical data were evaluated for quality assurance and quality control (QA/QC) based on the following document: *USEPA Contract Laboratory Program National Functional Guidelines for Superfund Organic Methods Data Review* (June 2008). Analytical services for volatile organic compounds (VOC) analysis of 81 aqueous samples was provided by PACE Analytical of Lenexa, Kansas.

This report summarizes the QA/QC evaluation of the data according to precision, accuracy, representativeness, completeness and comparability relative to the project data quality objectives. This report provides a quantitative and qualitative assessment of the data and identifies potential sources of error, uncertainty, and bias that may affect the overall usability of the data.

Fifty-five (55) ground water samples, six (6) blind ground water field duplicates, three (3) matrix spike/matrix spike duplicate (MS/MSD), six (6) equipment rinsate blanks and fourteen (14) trip blanks were submitted to the laboratory for VOC analysis. The following table lists the sample identifications by SDG.

Field ID	Sample Type	Lab ID	Matrix	Analyses
				VOCs
SDG: 60174546				
MW-66-201407	SA	60174546001	Aqueous	X
MW-67-201407	SA	60174546002	Aqueous	X
MW-60-201407	SA	60174546003	Aqueous	X
MW-50-201407	SA	60174546004	Aqueous	X
MW-63-201407	SA	60174546005	Aqueous	X
MW-61-201407	SA	60174546006	Aqueous	X
TB-20140728	TB	60174546007	Aqueous	X
SDG: 60174634				
MW-33-201407	SA	60174634001	Aqueous	X
MW-32-201407	SA	60174634002	Aqueous	X
IW-76-201407	SA/MS/MSD	60174634003	Aqueous	X
MW-39-201407	SA	60174634004	Aqueous	X
MW-71-201407	SA	60174634005	Aqueous	X
RW-69R-201407	SA	60174634006	Aqueous	X

ENVIRON

Field ID	Sample Type	Lab ID	Matrix	Analyses
				VOCs
IW-73-201407	SA	60174634007	Aqueous	X
MW-62-201407	SA	60174634008	Aqueous	X
MW-40-201407	SA	60174634009	Aqueous	X
IW-72-201407	SA	60174634010	Aqueous	X
MW-46R-201407	SA	60174634011	Aqueous	X
MW-34-201407	SA	60174634012	Aqueous	X
IW-77-201407	SA	60174634013	Aqueous	X
MW-36-201407	SA	60174634014	Aqueous	X
MW-57-201407	SA	60174634015	Aqueous	X
MW-56-201407	SA	60174634016	Aqueous	X
MW-58-201407	SA	60174634017	Aqueous	X
IW-74-201407	SA	60174634018	Aqueous	X
MW-68-201407	SA/MS/MSD	60174634019	Aqueous	X
TB1-20140729	TB	60174634020	Aqueous	X
TB2-20140729	TB	60174634021	Aqueous	X
TB3-20140729	TB	60174634022	Aqueous	X
TB4-20140729	TB	60174634023	Aqueous	X
TB5-20140729	TB	60174634024	Aqueous	X
SDG: 60174754				
MW-22-201407	SA	60174754001	Aqueous	X
ITMW-2-201407	SA	60174754002	Aqueous	X
ITMW-1-201407	SA	60174754003	Aqueous	X
DUP-5-201407	FD	60174754004	Aqueous	X
ITMW-17-201407	SA	60174754005	Aqueous	X
ITMW-13-201407	SA	60174754006	Aqueous	X
MW-26-201407	SA	60174754007	Aqueous	X
ITMW-20-201407	SA	60174754008	Aqueous	X
ITMW-9-201407	SA	60174754009	Aqueous	X
DUP-6-201407	FD	60174754010	Aqueous	X
ITMW-10-201407	SA	60174754011	Aqueous	X
ITMW-7-201407	SA	60174754012	Aqueous	X
ITMW-6-201407	SA	60174754013	Aqueous	X
MW-35R-201407	SA	60174754014	Aqueous	X
MW-31-201407	SA	60174754015	Aqueous	X
MW-27-201407	SA	60174754016	Aqueous	X
MW-29-201407	SA	60174754017	Aqueous	X
ITMW-14-201407	SA	60174754018	Aqueous	X
ITMW-15-201407	SA	60174754019	Aqueous	X
DUP-4-201407	FD	60174754020	Aqueous	X
MW-41-201407	SA	60174754021	Aqueous	X
IW-80-201407	SA	60174754022	Aqueous	X
MW-65-201407	SA	60174754023	Aqueous	X
ITMW-21-201407	SA	60174754024	Aqueous	X
DUP-3-201407	FD	60174754025	Aqueous	X
DUP-2-201407	FD	60174754026	Aqueous	X
ITMW-16-201407	SA	60174754027	Aqueous	X
DUP-1-201407	FD	60174754028	Aqueous	X

Field ID	Sample Type	Lab ID	Matrix	Analyses
				VOCs
MW-28-201407	SA	60174754029	Aqueous	X
TB6-20140730	TB	60174754030	Aqueous	X
TB7-20140730	TB	60174754031	Aqueous	X
TB8-20140730	TB	60174754032	Aqueous	X
TB4-20140730	TB	60174754033	Aqueous	X
TB5-20140730	TB	60174754034	Aqueous	X
TB9-20140730	TB	60174754035	Aqueous	X
ITMW-4-201407	SA	60174754036	Aqueous	X
EB-1-201407	RB	60174754037	Aqueous	X
EB-3-201407	RB	60174754038	Aqueous	X
EB-2-201407	RB	60174754039	Aqueous	X
SDG: 60174844				
ITMW-18-201407	SA	60174844001	Aqueous	X
ITMW-12-201407	SA	60174844002	Aqueous	X
ITMW-19-201407	SA	60174844003	Aqueous	X
MW-38-201407	SA	60174844004	Aqueous	X
ITMW-11-201407	SA	60174844005	Aqueous	X
MW-25-201407	SA	60174844006	Aqueous	X
EB-4-201407	RB	60174844007	Aqueous	X
EB-5-201407	RB	60174844008	Aqueous	X
EB-6-201407	RB	60174844009	Aqueous	X
TB9-20140731	TB	60174844010	Aqueous	X
TB10-20140731	TB	60174844011	Aqueous	X

Sample Type: SA = Sample TB = Trip Blank FD = Field Duplicate RB = Rinsate Blank
MS =Matrix Spike MSD = Matrix Spike Duplicate
VOCs = Volatile Organic Compounds by USEPA Method SW-846 8260B by Gas Chromatography/Mass Spectrometry (GC/MS) Medium Level.

The following laboratory submittals were evaluated:

- Data Package Completeness,
- Sample Prevention and Holding Times,
- Blanks,
- Surrogate Compound Recoveries
- Laboratory Control Samples,
- Matrix Spike/Matrix Spike Duplicates,
- Laboratory and Field Precision,
- Overall Assessment of Data.

General Overall Assessment:

_____ Data are usable without qualification.

___X___ Data are usable with qualification (noted below).

_____ Some or all data are unusable for any purpose (detailed below).

Case Narrative Comments: Any case narrative comments concerning data qualification were noted below.

1.0 Data Package Completeness

Were all items delivered as specified on the COC and is the data package complete?

Yes, the laboratory followed adequate corrective action processes and all anomalies were discussed in the case narratives. The laboratory submitted all required deliverables.

2.0 Laboratory Case Narrative, Sample Preservation and Cooler Receipt Form

Were problems noted in the laboratory case narrative or cooler receipt form?

Yes, the laboratory case narrative indicated the following:

- **SDG: 60174634:** The laboratory indicated that the surrogate recovery was outside of laboratory control limits for toluene for one sample. See Section 8.0 for further discussion and resultant data qualification.

Samples were received at the PACE, Lenexa, Kansas laboratory in good condition and at proper temperature 4˚C ± 2˚C (fourteen coolers at 6.0˚C, 4.6˚C, 5.4˚C, 5.6˚C, 3.8˚C, 3.0˚C, 2.8˚C, 2.0˚C, 3.4˚C, 2.2˚C, 4.4˚C, 2.4˚C, 2.2˚C and 2.4˚C). Sample preservation requirements were met.

3.0 Technical Holding Times

Were samples extracted/analyzed within method specific holding time requirements?

Yes. All samples were prepared and/or analyzed within the method specific required holding time of 14 days for acid preserved samples. The laboratory measured the pH of sample MW-29-201405 at 5.0 analysis. This exceeds the preservation requirement of ≤ 2 for the method required holding time of 14 days. Without proper preservation the holding time for VOC samples is seven days. The sample was analyzed on day seven, within holding time, and therefore qualification of data was not required.

4.0 Blank Contamination

Were any analytes detected in the associated laboratory or field blanks?

Yes. Laboratory and field blanks indicated the presence and magnitude of contamination resulting from laboratory or field activities. The following table summarizes the contamination reported in the laboratory and field blanks after accounting for method blank contamination. The discussion following the table details the data qualification if any.

SDG	Blank ID	Blank Type	Parameter	Analyte	Concentration	Units
60174754	EB-1-201407	Equipment	8260B	Acetone	13.0	µg/L
60174754	EB-3-201407	Equipment	8260B	Acetone	12.1	µg/L
60174844	EB-4-201407	Equipment	8260B	Trichloroethene	10.9	µg/L
60174844	EB-5-201407	Equipment	8260B	Trichloroethene	6.9	µg/L
60174844	EB-6-201407	Equipment	8260B	Trichloroethene	6.8	µg/L

SDG = Sample Delivery Group ug/L = micrograms per Liter

Analytical data that were reported non-detect or at concentrations greater than five times (5X) the associated blank concentration (10X for common laboratory contaminants) did not require qualification.

8.0 Surrogate Recoveries

Were surrogate recoveries within evaluation criteria?

No. Surrogates are added to all samples prior to purging to evaluate the laboratory performance on individual samples. Three volatile surrogates (4-bromofluorobenzene, 1,2-dichloroethane-d4 and toluene-d8) were added to each sample. Percent recoveries (%R) for all volatile surrogates in all samples were within the method acceptance limits of 70-130%. The following table summarizes surrogate recoveries outside of acceptance limits.

SDG	Field ID	Parameter	Surrogate	Recovery %	Criteria %
60174634	IW-76-201407	8260B	Toluene-d8	**65**	80-120

Analytical results reported as nondetect and associated with laboratory control recoveries above evaluation criteria, indicating a possible high bias, did not require qualification. Analytes that required qualification due to surrogate recoveries are presented in the table below.

SDG	Field ID	Method	Analyte	Qualification
60174634	IW-76-201407	8260B	Ethylbenzene	**UJ**
60174634	IW-76-201407	8260B	Styrene	**UJ**
60174634	IW-76-201407	8260B	Tetrachloroethene	**UJ**
60174634	IW-76-201407	8260B	Toluene	**UJ**
60174634	IW-76-201407	8260B	Trichloroethene	**J**
60174634	IW-76-201407	8260B	Xylene	**UJ**

9.0 Internal Standards

Were the Internal standard areas within control limits and was the retention time criteria met?

Yes. Internal standards indicate whether GC/MS sensitivity and response were stable during each analysis. The laboratory reported that all criteria were within method requirements.

No analytical data were qualified based on the results of internal standard recovery.

10.0 Laboratory Control Sample

Were LCS recoveries within evaluation criteria?

Yes. The laboratory control sample (LCS) provides information on the accuracy of the analytical method independent of matrix effects. Qualification of data was not required.
.

11.0 Matrix Spike and Matrix Spike Duplicate Recoveries

Were MS/MSD samples reported as part of these SDGs?

Yes. A matrix spike was performed from a site specific sample at the required frequency of 1:20 samples. MS/MSD data are used to assess long-term precision and accuracy of the analytical method on various matrices and to demonstrate acceptable compound recovery at the time of sample analysis.

Were MS/MSD recoveries within evaluation criteria?

No. MS/MSD recoveries which were outside acceptance evaluation criteria are summarized in the table below.

SDG	Sample ID	Parameter	Analyte	MS/MSD Recovery (%)	RPD (%)	MS/MSD/ RPD Criteria (%)
60174634	IW-76-201407	8260B	1,1-Dichloroethene	**2/4**	0	60-144/28
60174634	IW-76-201407	8260B	Bromoform	**132/141**	4	55-124/23
60174634	IW-76-201407	8260B	Bromomethane	**-8/14**	48	25-138/42
60174634	IW-76-201407	8260B	cis-1,3-Dichloropropene	**0/0**	0	62-122/22
60174634	IW-76-201407	8260B	Ethylbenzene	**0/0**	0	31-160/32
60174634	IW-76-201407	8260B	Styrene	**0/0**	0	55-134/25
60174634	IW-76-201407	8260B	Toluene	**0/0**	0	35-157/37
60174634	IW-76-201407	8260B	trans-1,2-Dichloroethene	**12/16**	23	66-131/23
60174634	IW-76-201407	8260B	Vinyl chloride	**2/1**	0	44-128/22
60174634	IW-76-201407	8260B	Xylene (Total)	**0/0**	0	34-156/37

MS = Matrix Spike MSD = Matrix Spike Duplicate RPD = Relative Percent Difference % = Percent

Data qualification of sample results due to MS/MSD recovery is summarized in the table below. Analytical results reported as non-detect and associated with MS/MSD recoveries above evaluation criteria, indicating a possible high bias, did not require qualification. Parent sample results at concentrations greater than 4 times the matrix spike concentration were not considered appropriate for evaluating matrix interference. Qualification of data was not required.

SDG	Field ID	Parameter	Analyte	Qualification
60174634	IW-76-201407	8260B	1,1-Dichloroethene	**UJ**
60174634	IW-76-201407	8260B	Bromoform	**J**
60174634	IW-76-201407	8260B	Bromomethane	**J**
60174634	IW-76-201407	8260B	cis-1,3-Dichloropropene	**UJ**
60174634	IW-76-201407	8260B	Ethylbenzene	**UJ**
60174634	IW-76-201407	8260B	Styrene	**UJ**
60174634	IW-76-201407	8260B	Toluene	**UJ**
60174634	IW-76-201407	8260B	trans-1,2-Dichloroethene	**J**
60174634	IW-76-201407	8260B	Vinyl chloride	**UJ**
60174634	IW-76-201407	8260B	Xylene (Total)	**UJ**

12.0 Laboratory Duplicate Results

Were laboratory duplicate samples performed as part of this SDG?

Yes, but only as spiked duplicates, which are discussed in the previous section.

13.0 Field Duplicate Results (Field Precision)

Were field duplicate samples collected as part of the evaluated SDGs?

Yes. The table below summarizes field duplicate pairs.

SDG	Field ID	Field Duplicate ID
60174754	MW-31-201407	DUP-1-201407
60174754	MW-41-201407	DUP-2-201407

SDG	Field ID	Field Duplicate ID
60174754	ITMW-21-201407	DUP-3-201407
60174754	ITMW-15-201407	DUP-4-201407
60174754	ITMW-1-201407	DUP-5-201407
60174754	ITMW-9-201407	DUP-6-201407

Were field duplicates within evaluation criteria?

Yes. RPD values were less than the control limit of <40% for all compounds with concentrations greater than the reporting limit. The following table summarizes sample and duplicate result concentrations and their relative percent difference.

SDG	Field ID	Duplicate ID	Analyte	Sample Result (ug/L)	Duplicate Result (ug/L)	RPD (%)
60174754	MW-41-201407	DUP-2-201407	1,1-Dichloroethene	1.9 J*	1.8 J*	5.41
			cis-1,2-Dichloroethene	19.7	19.1	3.09
			Trichloroethene	480	511	6.26
60174754	ITMW-21-201407	DUP-3-201407	Trichloroethene	9.4	9.3	1.07
60174754	ITMW-15-201407	DUP-4-201407	Chloroform	0.57 J*	0.62 J*	8.40
			1,1-Dichloroethene	5.1	5.0 J*	1.98
			cis-1,2-Dichloroethene	82.5	82.8	0.36
			trans-1,2-Dichloroethene	0.64 J*	0.64 J*	0.00
			Trichloroethene	1820	1850	1.63
			Vinyl chloride	3.1	3.0	3.28
60174754	ITMW-1-201407	DUP-5-201407	1,1-Dichloroethane	0.82 J*	0.78 J*	5.0
			cis-1,2-Dichloroethene	5.4	5.7	5.41
			Trichloroethene	8.9	9.2	3.31
60174754	ITMW-9-201407	DUP-6-201407	1,1-Dichloroethene	0.74 J*	0.84 J*	12.66
			cis-1,2-Dichloroethene	44.4	43.9	1.13
			Trichloroethene	141	143	1.41
			Vinyl chloride	0.53 J*	0.54 J*	1.87

ug/L = micrograms/Liter RPD = Relative Percent Difference * = Results reported below reporting limit. ND = Not Detected. NE = Not evaluated

14.0 Detects and Calibration Range

For samples that were diluted and nondetect, were undiluted results also reported?

Not Applicable. All samples which were diluted had detections.

For samples that were not diluted and detected, were the results within calibration range?

Yes

15.0 Additional Qualifications

Were additional qualifications applied?

No

16.0 Overall Data Assessment

The data are usable for its intended purpose based on an evaluation of the QC parameters discussed in this report. Some data are qualified as estimated due to the inability to meet all QC criteria. The table below summarizes the final qualifications for the analytical data.

Data Qualifier Summary:

SDG	Field ID	Analysis	Analyte	Qualifier	Reason Code
60174634	IW-76-201407	8260B	Ethylbenzene	**UJ**	1
60174634	IW-76-201407	8260B	Styrene	**UJ**	1
60174634	IW-76-201407	8260B	Tetrachloroethene	**UJ**	1
60174634	IW-76-201407	8260B	Toluene	**UJ**	1
60174634	IW-76-201407	8260B	Trichloroethene	**J**	1
60174634	IW-76-201407	8260B	Xylene	**UJ**	1
60174634	IW-76-201407	8260B	1,1-Dichloroethene	**UJ**	2
60174634	IW-76-201407	8260B	Bromoform	**J**	2
60174634	IW-76-201407	8260B	Bromomethane	**J**	2
60174634	IW-76-201407	8260B	cis-1,3-Dichloropropene	**UJ**	2
60174634	IW-76-201407	8260B	Ethylbenzene	**UJ**	2
60174634	IW-76-201407	8260B	Styrene	**UJ**	2
60174634	IW-76-201407	8260B	Toluene	**UJ**	2
60174634	IW-76-201407	8260B	trans-1,2-Dichloroethene	**J**	2
60174634	IW-76-201407	8260B	Vinyl chloride	**UJ**	2
60174634	IW-76-201407	8260B	Xylene (Total)	**UJ**	2

Data Validation Qualifier Codes:

U = Non-detect. The compound was analyzed for, but not detected.

J = Estimated. The associated numerical value is an estimated quantity. The analyte was detected but the reported value may not be accurate or precise.

UJ = Estimated Non-detect. The analyte was not detected above the method detection limit. However, it is an estimated quantity due to poor accuracy or precision. This qualification is also used to flag possible false negative results in the case where low bias in the analytical system is indicated by low calibration response, surrogate or other spike recovery.

R = Rejected. The sample results are unusable due to the quality of the data generated.

Data Qualifier Reason Codes:

1 Surrogate recoveries outside of quality control limits.

2 Matrix Spike outside quality control limits.

Appendix D

Waste Manifests

American Environmental Landfill, Inc.

Leading the Industry in Environmental Compliance

Non-Hazardous Waste Manifest

467803

Generator

Generator's Name: Whirlpool Corp

Mailing Address: 6400 Jenny Lane Rd

Ft Smith AR

City State Zip

Point of Generation Address: same

City State Zip

Contact: Ken Duckworth 918 832-8858

Name Phone

Manifest Job No. MN 233W PC02 water

Bill to Name: ERS

Address: 1105 North Peoria

Tulsa OKLA 74106

City State Zip

Contact: Ken Duckworth 918 832-8858

Name Phone

Common Name of Waste Material	Container No.	Container Type	Total Quantity	Unit
Purge water		BLK	3500	

I hereby certify that the above named material is not a hazardous waste as defined by 40 CFR Part 261 or any applicable state law, has been properly described, classified and packaged, and is in proper condition for transportation according to applicable regulations.

Ken Duckworth — Generator Authorized Agent Name

Signature

10-17-14 — Shipment Date

Transporter

Transporter Name: ERS

Address: 1105 North peoria

City, State Zip: Tulsa OKLA

Driver Name (Print): Rick Alderson

Tag No. 856092 State: OK

USDOT No. 375510

I hereby certify that the above material was picked up at the generator site listed above.

Driver Signature — Ship Date 10-17-14

I hereby certify that the above named material was delivered without incident to the destination listed below.

Driver Signature — Delivery Date 10-17-14

Destination

American Environmental Landfill, Inc.
212 N. 177th W Ave.
Sand Springs, OK 74063

Phone: (918) 245-7786
Fax: (918) 245-7774
Permit No: 3557021

I hereby certify that the above named material has been accepted and to the best of my knowledge the foregoing is accurate.

Name of Authorized Agent — Signature — Receipt Date 101714

White – Destination Retention • Yellow – Return to Bill to • Pink – Transporter Retain • Goldenrod – Generator Retain

ATTACHMENT B

Third Quarter 2014 Soil Vapor Monitoring and Vapor Intrusion Assessment Report

Whirlpool Corporation
Fort Smith, AR

Prepared for:
Whirlpool Corporation

Prepared by:
ENVIRON International Corporation

Date:
November 14, 2014

Project Number:
34-34399A

ENVIRON

Contents

Page

1 Introduction 1

2 Soil Vapor Monitoring Point Installation and Sample Collection 2
2.1 Prior Installation and Monitoring of Soil Vapor Monitoring Points 2
2.2 Third Quarter 2014 Sampling Methods 3
2.3 Third Quarter 2014 Activity 4
2.4 Proposed Modifications to Soil Vapor Investigation 4

3 Results 6

4 Summary and Conclusion 7

5 References 8

List of Tables

Table 1: Third Quarter Groundwater VOC Data for Offsite and Selected Onsite Monitoring Wells
Table 2: Third Quarter Water Data from Soil Vapor Monitoring Points
Table 3: Vapor Intrusion Risk Estimates Based on Third Quarter Offsite Groundwater Data
Table 4: Evaluation of VOCs in Water at Soil Vapor Monitoring Points

List of Figures

Figure 1: Vapor Monitoring Point Locations

List of Appendices

Appendix A: Laboratory Analytical Data
Appendix B: Vapor Monitoring Port Field Notes and Weather History
Appendix C: Risk Calculations and Input Parameters

1 Introduction

ENVIRON International Corporation (ENVIRON) has prepared this Third Quarter 2014 Quarterly Soil Vapor Monitoring and Vapor Intrusion Assessment Report for the Fort Smith, Arkansas, Site (Site) on behalf of Whirlpool Corporation, in accordance with the December 27, 2013, Remedial Action Decision Document (RADD) issued by the Arkansas Department of Environmental Quality (ADEQ) (ADEQ 2013).

Whirlpool has been monitoring groundwater at the Site since 1989. In 2012, the potential for vapor intrusion from groundwater into offsite buildings was evaluated in a human health risk assessment, which was presented as Appendix A of the Revised Risk Management Plan (RRMP) (ENVIRON 2013). The risk assessment included the use of groundwater and soil vapor data as multiple lines of evidence in the evaluation of the potential for vapor intrusion. This report is Attachment B of the Third Quarter 2014 Progress Report for the Site and provides an updated evaluation of the potential for vapor intrusion based on the data collected in July 2014 from groundwater monitoring wells and July and September 2014 from vapor monitoring points.

2 Soil Vapor Monitoring Point Installation and Sample Collection

The following subsections summarize the prior installation and monitoring of additional soil vapor monitoring points as well as the sample collection methods and procedures used during the July and September 2014 monitoring events.

2.1 Prior Installation and Monitoring of Soil Vapor Monitoring Points

Whirlpool installed four soil vapor monitoring points in May 2012 (SV-01, SV-02, SV-03 and SV-04) and collected soil vapor data from them as an additional line of evidence to complement a vapor intrusion modeling analysis of the potential for vapor intrusion from groundwater. These soil vapor data and the vapor intrusion modeling results were presented in ENVIRON's RRMP and ADEQ's RADD[1]. Soil gas sampling locations SV-01 and SV-02 were located near onsite MW-33, which had the highest detected concentration of TCE at the property boundary, and soil gas sampling locations SV-03 and SV-04 were located near offsite MW-70, which had the highest detected concentration of TCE offsite where access was readily attainable. The measured concentration of TCE in shallow soil gas collected 7 feet below ground surface (bgs) (the sample depth closest to building foundation depths), was conservatively combined with USEPA's 95th percentile subslab soil gas attenuation factor of 0.03 (USEPA 2012a) to estimate the potential for significant vapor intrusion into indoor air. The results of the 2012 sampling indicate that the TCE concentrations in shallow soil gas would not result in unacceptable risk estimates for indoor exposure. These risk estimates are believed to be more conservative than necessary because attenuation in the approximately 7 feet of silty clay soil between the soil gas sample depth and subslab depth was ignored. Accounting for such attenuation, which may be substantial (i.e. a factor of ten or more based on observed attenuation between the deep and shallow soil gas concentrations), would result in even lower risk estimates (ENVIRON 2013).

The soil vapor data collected to date over the offsite groundwater plume[2] show that trichloroethene (TCE) concentrations volatilizing from the groundwater (vapor samples collected at least seven feet below the ground surface) are not indicative of a public health concern associated with soil vapor intrusion. These findings corroborate the vapor intrusion modeling results which indicate vapor intrusion is not occurring at levels that would present a public health concern.

The screens for soil vapor monitoring points SV-01S/SV-02D and SV-03S/SV-04D became filled with water prior to the Fourth Quarter 2013 monitoring event; Whirlpool replaced them with VP-1S/D and VP-2S/D during the First Quarter 2014 monitoring event, as described in the First Quarter 2014 Soil Vapor Monitoring/Vapor Intrusion Report[3]. During the First Quarter of 2014 soil vapor samples were successfully collected at the shallow and deep ports of VP-1; and at the deep port of VP-2 (the shallow port of VP-2 was saturated). Measured soil vapor

[1] Included in Appendix A of the April 2013 RRMP (ENVIRON 2013) and Section 3.A of the December 2013 Remedial Action Decision Document (ADEQ 2013).

[2] Included in: Table 4 of Appendix A in the April 2013 Revised Risk Management Plan (ENVIRON 2013); Attachment B of the First Quarter 2014 Progress Report (ENVIRON May 2014); and Attachment B of the Second Quarter 2014 Progress Report (ENVIRON August 2014).

[3] Attachment B of the First Quarter 2014 Progress Report (ENVIRON May 2014).

concentrations from the First Quarter of 2014 indicated that potential vapor intrusion exposure risks based upon the measured soil vapor concentrations were nearly ten times less than those predicted by the modeling from groundwater, and even the modeling from groundwater did not predict risks that would give rise to a health concern (First Quarter 2014 Soil Vapor Monitoring/Vapor Intrusion Report).

The Final Remedial Work Plan included a soil vapor monitoring point at 1410 Jacobs Avenue. At this location, Whirlpool attempted to install a monitoring point during the First Quarter 2014 monitoring event at VP-3 and VP-4 (as shown on Figure 2). As explained in the First Quarter 2014 Soil Vapor Monitoring/Vapor Intrusion Report, the attempt at VP-3 encountered very moist soil at 3 feet bgs and water entered the borehole at 4 feet bgs. At VP-4, very moist to wet soil was encountered starting at 2.5 feet bgs. Because of the wet shallow soil, no vapor monitoring point was installed at either VP-3 or VP-4. The Final Remedial Work Plan also included vapor monitoring points near MW-56R and MW-56 (VP-5 and VP-6, respectively). VP-5 could not be installed at the planned location because multiple underground utilities were encountered in the road right-of-way. In trying to avoid underground utilities along the road right-of-way, Whirlpool requested permission from owners of nearby properties to install VP-5 and VP-6. Whirlpool has been denied access to these properties. Whirlpool is currently working with legal counsel for the private property owners north and south of Jacobs Avenue to gain access to perform additional investigation. This additional investigation will be performed in accordance with the Addendum to the Soil Vapor Monitoring Plan dated October 2, 1014 (Addendum). This additional investigation will be performed to obtain data as additional lines of evidence in determining if a vapor intrusion pathway from groundwater exists at respective properties. The proposed work in the Addendum can only be performed after access is granted by the residential property owners (through legal counsel).

2.2 Third Quarter 2014 Sampling Methods

Soil vapor sampling was attempted at soil vapor ports VP-1 and VP-2 (shallow and deep vapor points at each respective location) following United States Environmental Protection Agency (USEPA) and industry standard methods. Soil vapor sampling was attempted in July and September 2014.

The field procedures used during the soil vapor sampling event were consistent with the methodology described in the First Quarter 2014 Soil Vapor Monitoring/Vapor Intrusion Report (ENVIRON 2014a), and the modifications discussed in the Second Quarter Soil Vapor Monitoring/Vapor Intrusion Report (ENVIRON 2014b), which are as follows:

- Soil vapor sample collection was attempted after five consecutive preceding days where the precipitation measured each day did not exceed 0.1 inch;
- The number of days since the last precipitation event greater than 0.1 inch and the amount of that precipitation, the amount of precipitation on each of the five preceding days and the source of the precipitation data were recorded in the field documentation (Appendix B); and
- Prior to attempting collection of the soil vapor samples, groundwater levels were measured at adjacent monitoring wells and documented.

- Each soil vapor sampling port was inspected to identify potential leaks into the port through the surface seal along the annular space and checked for the presence of water prior to sampling.
- To assess whether the screen was submerged in groundwater, the port valves were opened and purged using a 15 mL vacuum pump. Water was readily purged from the tubing at all soil vapor monitoring points, so no vapor sample was collected.
- Where sufficient water was present in a vapor monitoring port, the water was collected, logged on a chain of custody form, packaged in a laboratory provided cooler, and delivered under the proper chain of custory documentation to the laboratory, where the samples were analyzed for volatile organic compounds (VOCs) via SW-846 Method 8260.

2.3 Third Quarter 2014 Activity

Following the procedures described above, soil vapor samples were not collected during the Third Quarter 2014 monitoring event in July because water was visible in the sampling train from both ports at locations VP-1 and VP-2. This water could not be purged from the sampling train to obtain a soil vapor sample. Consistent with the modifications to the sampling plan proposed in the Second Quarter Soil Vapor Monitoring/Vapor Intrusion Report (ENVIRON 2014b) and summarized above in Section 2.2, collection of water samples was attempted from the soil vapor monitoring points. Water was successfully collected from the shallow (5 feet bgs) and deep (10 feet bgs) ports of VP-2 on July 29, 2014. Sustained vacuum at both the shallow and deep ports of VP-1 prevented collection of water samples. Sustained vacuum consisted of attempting to purge the respective soil vapor point with a 15 mL vacuum pump for 1 hour at each location.

An additional monitoring event was conducted in September 2014 to confirm the July 2014 results. Because ports at locations VP-1 and VP-2 remained filled with water that could not be purged, collection of water samples was attempted from these soil vapor monitoring points (following the procedures described above). Water was successfully collected at the shallow port of VP-1 (VP-1S) and at the shallow and deep ports of VP-2. Sufficient water volume could not be collected from the deep port of VP-1 (VP-1D) due to sustained vacuum on the line. However, sufficient water volume was able to be collected from the older deep port (SV-04D) located adjacent to VP-1D.

The VOC results for the water samples collected from VP-1S, SV-04D, and VP-2S/D are discussed in Section 3, and the analytical data reports for the samples are provided in Appendix A.

2.4 Proposed Modifications to Soil Vapor Investigation

To determine whether the water identified onsite in VP-2 is a perched water-bearing zone that could extend offsite, a test trench near VP-2 and a series of shallow monitoring wells north of Ingersoll Avenue have been proposed in the Offsite Shallow Groundwater Investigation Work Plan (ENVIRION 2014d).

Future soil vapor samples will be attempted using the additional data collection approaches described in Section 2.1 of the Addendum to the Soil Vapor Monitoring Plan (ENVIRON 2014c).

3 Results

The groundwater data from the Third Quarter 2014 monitoring event for monitoring wells (i.e. those with identifiers beginning with “MW-“) that are offsite or adjacent to the soil vapor monitoring points are included in Table 1. Water data from soil vapor points sampled during the Third Quarter 2014 monitoring events are included in Table 2. The groundwater data are summarized in Table 3, which shows the maximum detected concentrations among all the offsite groundwater monitoring wells that were sampled. As discussed in Attachment A of the Third Quarter Progress Report (Third Quarter 2014 Groundwater Monitoring Report), the groundwater concentrations of VOCs at MW-71, which is adjacent to VP-1, at MW-33, which is adjacent to VP-2, and overall VOC concentrations in groundwater, have not changed significantly since May 2012.

Risk estimates for potential vapor intrusion from groundwater into offsite residences were calculated using the Third Quarter groundwater data and the approach in Section 6.5.2 of the ADEQ approved RRMP. The calculation of and input parameters for these risk estimates are included as Appendix C. As shown in Table 3, the cumulative cancer risk and non-cancer HI based on the maximum concentrations among the July 2014 groundwater data from all the offsite monitoring wells are 2×10^{-6} and 0.4, respectively. These risk estimates are below ADEQ’s risk management limits of 10^{-5} and 1, respectively.

Because soil vapor samples could not be collected, the data from the water samples collected from the offsite shallow port of VP-1 are used to provide another line of evidence regarding the potential for vapor intrusion risks. No VOCs were detected in the water sample collected from the shallow port at VP-1 or the deep port from SV-04D (adjacent to VP-1) Therefore, based on these data, vapor intrusion from groundwater is not occurring offsite in the vicinity of VP-1. As shown in Table 4, the cumulative cancer risk and HI estimates based on groundwater data from MW-71 (which is adjacent to VP-1, where VOCs were not detected) meet ADEQ’s risk management limits.

Water data from the onsite shallow port of VP-2 are also used to provide another line of evidence regarding the potential for vapor intrusion risks, conservatively assuming the water at VP-2 extends offsite and beneath residential buildings. Specifically, vapor intrusion risk estimates were calculated using the same approach used for groundwater (which is described in Section 6.5.2 of the ADEQ-approved RRMP) except the depth to water was reduced to 5 feet bgs to match the depth at which the water samples were collected. Table 4 also shows the cumulative cancer risk and HI estimates for detected concentrations in shallow water at VP-2 that are approximately 1/50 of those based on the groundwater data from MW-33 (which is located adjacent to VP-2). Both sets of risk estimates for these onsite samples meet ADEQ’s risk management limits, under the conservative assumption that the onsite water extends offsite and beneath residential buildings.

The calculation of single-chemical risk estimates is included in Appendix C.

4 Summary and Conclusion

- The concentrations of TCE in groundwater are consistent with those from the previous reporting periods and historic results;
- Risk estimates for vapor intrusion from offsite groundwater are below ADEQ's risk management limits of 10^{-5} and 1 for cumulative cancer risk and non-cancer hazards, respectively;
- Using TCE concentrations in water collected from groundwater monitoring wells indicate that the groundwater vapor intrusion model over-predicts potential vapor intrusion risks by at least a factor of approximately 50 relative to vapor intrusion modeling using TCE concentrations detected in shallow water collected from soil vapor monitoring ports; and
- Additional data collection approaches described in Section 2.1 of the Addendum to the Soil Vapor Monitoring Plan will be employed to ensure that the objectives of the Soil Vapor Monitoring Plan continue to be met.

5 References

Arkansas Department of Environmental Quality (ADEQ). Remedial Action Decision Document (RADD) for Corrective Action. Facility Identification Number: 66-00048. December 27.

ENVIRON International Corporation (ENVIRON). 2013. Revised Risk Management Plan. April 24.

ENVIRON International Corporation (ENVIRON). 2014a. First Quarter 2014 Progress Report, Attachment B: Soil Vapor Monitoring/Vapor Intrusion Report. May 15.

ENVIRON International Corporation (ENVIRON). 2014b. Second Quarter 2014 Progress Report, Attachment B: Soil Vapor Monitoring/Vapor Intrusion Report. August 15.

ENVIRON International Corporation (ENVIRON). 2014c. Addendum to the Soil Vapor Monitoring Plant. October 2.

ENVIRON International Corporation (ENVIRON). 2014d. Offsite Shallow Groundwater Investigation Work Plan. October.

Weather Underground. "Weather History for Fort Smith, AR." Weather Forecast & Reports. July 2014. Accessed September 12, 2014. <http://www.wunderground.com/history/airport/KFSM/2014/7/12/MonthlyHistory.html#calendar>.

Tables

TABLE 1:
Third Quarter Groundwater VOC Data for Offsite and Selected Onsite Monitoring Wells
Whirlpool Corporation; Fort Smith, Arkansas

Location	MW-33	MW-34	MW-35R	MW-36	MW-39	MW-40	MW-41
On/Offsite	Onsite	Offsite	Offsite	Offsite	Offsite	Offsite	Offsite
ENVIRON Sample ID	MW-33-201407	MW-34-201407	MW-35R-201407	MW-36-201407	MW-39-201407	MW-40-201407	MW-41-201407
Lab Sample ID	60174634001	60174634012	60174754014	60174634014	60174634004	60174634009	60174754021
Sample Method	Low Flow	Low Flow	Low Flow	Low Flow	Low Flow	Low Flow	Low Flow
Sample Date	07/29/2014	07/29/2014	07/30/2014	07/29/2014	07/29/2014	07/29/2014	07/30/2014
Comments							
VOC							
Acetone	U (10)	11.2 (10)	184 (10)	410 (10)	U (10)	U (10)	U (10)
Bromodichloromethane	U (5)	U (5)	U (5)	U (5)	U (5)	U (5)	U (5)
Bromoform	U (5)	3.7 J (5)	U (5)	U (5)	0.72 J (5)	U (5)	U (5)
Bromomethane	U (7)	3.8 J (7)	3 J (7)	U (7)	U (7)	U (7)	U (7)
Chloromethane	U (10)	2.8 J (10)	4.6 J (10)	1.1 J (10)	U (10)	U (10)	U (10)
Dibromochloromethane	U (5)	U (5)	U (5)	U (5)	U (5)	U (5)	U (5)
1,1-Dichloroethene	2.1 J (5)	U (5)	U (5)	U (5)	U (5)	U (5)	1.9 J (5)
cis-1,2-Dichloroethene	20.8 (5)	1.7 J (5)	2.8 J (5)	U (5)	U (5)	U (5)	19.7 (5)
trans-1,2-Dichloroethene	U (5)	U (5)	U (5)	U (5)	U (5)	U (5)	U (5)
Trichloroethene	1600 (50)	78.2 (5)	64.7 (5)	0.61 J (5)	0.79 J (5)	U (5)	480 (50)
Vinyl Chloride	0.59 J (2)	U (2)	U (2)	U (2)	U (2)	U (2)	U (2)

Notes:

1 All concentrations are presented in ug/L (ppb).

2 Only compounds with at least one detection are shown.

Abbreviations:

U -- Not Detected.
J -- Estimated Concentration.
( ) -- Reporting Limit.

TABLE 1:
Third Quarter Groundwater VOC Data for Offsite and Selected Onsite Monitoring Wells
Whirlpool Corporation; Fort Smith, Arkansas

Location	MW-41	MW-46R	MW-50	MW-56	MW-57	MW-58	MW-60
On/Offsite	Offsite	Offsite	Offsite	Offsite	Offsite	Offsite	Offsite
ENVIRON Sample ID	DUP-2-201407	MW-46R-201407	MW-50-201407	MW-56-201407	MW-57-201407	MW-58-201407	MW-60-201407
Lab Sample ID	60174754026	60174634011	60174546004	60174634016	60174634015	60174634017	60174546003
Sample Method	Low Flow	Low Flow	Low Flow	Low Flow	Low Flow	Low Flow	Low Flow
Sample Date	07/30/2014	07/29/2014	07/28/2014	07/29/2014	07/29/2014	07/29/2014	07/28/2014
Comments	Field Duplicate						
VOC							
Acetone	U (10)	U (10)	U (10)	U (10)	U (10)	U (10)	U (10)
Bromodichloromethane	U (5)	U (5)	U (5)	U (5)	U (5)	U (5)	U (5)
Bromoform	U (5)	U (5)	U (5)	U (5)	U (5)	U (5)	U (5)
Bromomethane	U (7)	U (7)	U (7)	U (7)	U (7)	U (7)	U (7)
Chloromethane	U (10)	U (10)	U (10)	U (10)	U (10)	U (10)	U (10)
Dibromochloromethane	U (5)	U (5)	U (5)	U (5)	U (5)	U (5)	U (5)
1,1-Dichloroethene	1.8 J (5)	1.2 J (5)	U (5)	1.7 J (5)	1.3 J (5)	2.5 J (5)	U (5)
cis-1,2-Dichloroethene	19.1 (5)	13.7 (5)	U (5)	19.3 (5)	8.2 (5)	12.7 (5)	U (5)
trans-1,2-Dichloroethene	U (5)	0.65 J (5)	U (5)	U (5)	U (5)	U (5)	U (5)
Trichloroethene	511 (50)	472 (50)	U (5)	516 (25)	308 (25)	399 (25)	1 J (5)
Vinyl Chloride	U (2)	0.64 J (2)	U (2)	U (2)	U (2)	0.76 J (2)	U (2)

Notes:

1 All concentrations are presented in ug/L (ppb).

2 Only compounds with at least one detection are shown.

Abbreviations:

U -- Not Detected.
J -- Estimated Concentration.
( ) -- Reporting Limit.

TABLE 1:
Third Quarter Groundwater VOC Data for Offsite and Selected Onsite Monitoring Wells
Whirlpool Corporation; Fort Smith, Arkansas

Location	MW-61	MW-62	MW-63	MW-65	MW-66	MW-67	MW-68
On/Offsite	Offsite	Offsite	Offsite	Offsite	Offsite	Offsite	Offsite
ENVIRON Sample ID	MW-61-201407	MW-62-201407	MW-63-201407	MW-65-201407	MW-66-201407	MW-67-201407	MW-68-201407
Lab Sample ID	60174546006	60174634008	60174546005	60174754023	60174546001	60174546002	60174634019
Sample Method	Low Flow	Low Flow	Low Flow	Low Flow	Low Flow	Low Flow	Low Flow
Sample Date	07/28/2014	07/29/2014	07/28/2014	07/30/2014	07/28/2014	07/28/2014	07/29/2014
Comments							
VOC							
Acetone	U (10)	U (10)	U (10)	589 (10)	U (10)	U (10)	U (10)
Bromodichloromethane	U (5)	U (5)	U (5)	U (5)	U (5)	U (5)	U (5)
Bromoform	U (5)	U (5)	U (5)	1.8 J (5)	U (5)	U (5)	U (5)
Bromomethane	U (7)	U (7)	U (7)	6.6 J (7)	U (7)	U (7)	U (7)
Chloromethane	U (10)	U (10)	U (10)	4.6 J (10)	U (10)	U (10)	U (10)
Dibromochloromethane	U (5)	U (5)	U (5)	U (5)	U (5)	U (5)	U (5)
1,1-Dichloroethene	U (5)	U (5)	U (5)	U (5)	U (5)	U (5)	U (5)
cis-1,2-Dichloroethene	U (5)	U (5)	0.99 J (5)	U (5)	U (5)	U (5)	U (5)
trans-1,2-Dichloroethene	U (5)	U (5)	U (5)	U (5)	U (5)	U (5)	U (5)
Trichloroethene	8.1 (5)	U (5)	8.3 (5)	17.1 (5)	2.6 J (5)	U (5)	U (5)
Vinyl Chloride	U (2)	U (2)	U (2)	U (2)	U (2)	U (2)	U (2)

Notes:

1 All concentrations are presented in ug/L (ppb).

2 Only compounds with at least one detection are shown.

Abbreviations:

U -- Not Detected.
J -- Estimated Concentration.
( ) -- Reporting Limit.

TABLE 1:
Third Quarter Groundwater VOC Data for Offsite and Selected Onsite Monitoring Wells
Whirlpool Corporation; Fort Smith, Arkansas

Location	MW-71	MW-81	MW-82
On/Offsite	Offsite	Offsite	Offsite
ENVIRON Sample ID	MW-71-201407	40708-GW-MW-81	40708-GW-MW-82
Lab Sample ID	60174634005	60173365004	60173365005
Sample Method	Low Flow	Low Flow	Low Flow
Sample Date	07/29/2014	07/09/2014	07/09/2014
Comments			
VOC			
Acetone	U (10)	10.5 (10)	31 (10)
Bromodichloromethane	U (5)	U (5)	0.74 J (5)
Bromoform	U (5)	9.2 (5)	36.9 (5)
Bromomethane	U (7)	12.4 (7)	48.7 (7)
Chloromethane	U (10)	7.2 J (10)	10.8 (10)
Dibromochloromethane	U (5)	0.79 J (5)	2.4 J (5)
1,1-Dichloroethene	1.7 J (5)	U (5)	U (5)
cis-1,2-Dichloroethene	6.4 (5)	11.4 (5)	1.2 J (5)
trans-1,2-Dichloroethene	U (5)	4.4 J (5)	U (5)
Trichloroethene	181 (10)	518 (50)	48.2 (5)
Vinyl Chloride	U (2)	U (2)	U (2)

Notes:

1 All concentrations are presented in ug/L (ppb).

2 Only compounds with at least one detection are shown.

Abbreviations:

U -- Not Detected.
J -- Estimated Concentration.
( ) -- Reporting Limit.

TABLE 2:
Third Quarter Water Data from Soil Vapor Monitoring Points
Whirlpool Corporation; Fort Smith, Arkansas

Location	VP-1S	VP-2S	VP-2S	VP-2D	VP-2D
ENVIRON Sample ID	VP-1-SHALLOW-20140916	SV-2-SHALLOW-201407	VP-2-SHALLOW-20140916	SV-2-DEEP-201407	VP-2-DEEP-20140916
Lab Sample ID	60178135005	60174682001	60178135002	60174682002	60178135003
Sample Date	09/16/2014	07/29/2014	09/16/2014	07/29/2014	09/16/2014
Comments					
Volatile Organic Compounds					
Acetone	U (10)	5.3 J (10)	U (10)	U (10)	U (10)
1,1-Dichloroethene	U (5)	0.89 J (5)	0.79 J (5)	0.91 J (5)	0.64 J (5)
cis-1,2-Dichloroethene	U (5)	5.7 (5)	5.6 (5)	8.2 (5)	6.5 (5)
trans-1,2-Dichloroethene	U (5)	U (5)	U (5)	1.5 J (5)	1.1 J (5)
Trichloroethene	U (5)	33.8 (5)	36.4 (5)	56.1 (5)	48 (5)

Notes:

1 All concentrations are presented in ug/L (ppb).

2 Only compounds with at least one detection are shown.

Abbreviations:

U -- Not Detected
J -- Estimated Concentration.
( ) -- Reporting Limit

TABLE 2:
Third Quarter Water Data from Soil Vapor Monitoring Points
Whirlpool Corporation; Fort Smith, Arkansas

Location	VP-2D	SV-04D
ENVIRON Sample ID	VP-2-DEEP-20140916-DUP	SV-04D-20140916
Lab Sample ID	60178135004	60178135006
Sample Date	09/16/2014	09/16/2014
Comments	Field Duplicate	
Volatile Organic Compounds		
Acetone	U (10)	U (10)
1,1-Dichloroethene	0.68 J (5)	U (5)
cis-1,2-Dichloroethene	6.8 (5)	U (5)
trans-1,2-Dichloroethene	1.2 J (5)	U (5)
Trichloroethene	49.4 (5)	U (5)

Notes:

1 All concentrations are presented in ug/L (ppb).

2 Only compounds with at least one detection are shown.

Abbreviations:

U -- Not Detected
J -- Estimated Concentration.
( ) -- Reporting Limit

Table 3: Vapor Intrusion Risk Estimates Based on Third Quarter Offsite Groundwater Data
Whirlpool - Fort Smith, Arkansas

Chem Group	Chemical	CASRN	Max Detected Conc in Offsite GW (mg/L)	Location of Max Detected Offsite Conc	Residential VI	
					Risk	HQ
VOC	Acetone	67-64-1	5.89E-01	MW-65		3.9E-06
VOC	Bromodichloromethane	75-27-4	7.40E-04	MW-82		
VOC	Bromoform	75-25-2	3.69E-02	MW-82	3.9E-09	
VOC	Bromomethane	74-83-9	4.87E-02	MW-82		1.5E-02
VOC	Chloromethane	74-87-3	1.08E-02	MW-82		1.9E-04
VOC	Dibromochloromethane	124-48-1	2.40E-03	MW-82		
VOC	1,1-Dichloroethene	75-35-4	2.50E-03	MW-58		3.2E-05
VOC	cis-1,2-Dichloroethene	156-59-2	1.97E-02	MW-41		
VOC	trans-1,2-Dichloroethene	156-60-5	4.40E-03	MW-81		
VOC	Trichloroethene	79-01-6	5.18E-01	MW-81	1.9E-06	4.0E-01
VOC	Vinyl Chloride	75-01-4	7.60E-04	MW-58	1.6E-08	2.4E-05
		Cumulative Risk and HI:			2E-06	4E-01

Note:

Only VOCs detected in offsite monitoring wells are shown.

Risks were calculated using the model derived by Johnson & Ettinger (1991), as discussed in Section 3.3.1 of the April 2013 Revised Risk Management Plan.

Detected concentrations are from samples collected in the Third Quarter of 2014.

Table 4: Evaluation of VOCs in Water at Soil Vapor Monitoring Points
Whirlpool - Fort Smith, Arkansas

Chem Group	Chemical	CASRN	Offsite				Onsite			
			VP-1S		MW-71		VP-2S		MW-33	
			Water		Groundwater		Water		Groundwater	
			Risk	HQ	Risk	HQ	Risk	HQ	Risk	HQ
VOC	Acetone	67-64-1	ND	ND				8.8E-08		
VOC	1,1-Dichloroethene	75-35-4	ND	ND		2.2E-05		1.2E-05		2.7E-05
VOC	cis-1,2-Dichloroethene	156-59-2	ND	ND						
VOC	Trichloroethene	79-01-6	ND	ND	6.7E-07	1.4E-01	1.5E-07	3.0E-02	5.9E-06	1.2E+00
VOC	Vinyl Chloride	75-01-4	ND	ND					1.2E-08	1.9E-05
	Cumulative Risk and HI:		NA	NA	7E-07	1E-01	1E-07	3E-02	6E-06	1E+00

Notes:

ND -- Not detected.

The risks from the sample at VP-2S are based on the maximum detected concentrations in the July 2014 samples or the September 2014 confirmation samples of water in the soil vapor port.

Only VOCs detected in the Third Quarter 2014 samples at MW-33, MW-71 and VP-2S are shown. No VOCs were detected in the sample at VP-1S.

Risk and HQ estimates were not calculated for detected chemicals with inadequate toxicity or physical/chemical parameters or where chemical concentrations were non-detect.

Risks based on concentrations measured in groundwater were calculated using the model derived by Johnson & Ettinger (1991), as discussed in Section 3.3.1 of the April 2013 Revised Risk Management Plan.

Risks based on concentrations measured in water from the soil vapor port were calculated as discussed in Section 3 of the Third Quarter 2014 Vapor Intrusion Report.

Figures



ENVIRON

DRAFTED BY: KTS

DATE: 05/14/2014

VAPOR MONITORING POINT LOCATIONS

Whirlpool Facility - Fort Smith, Arkansas

Figure 1

PROJECT: 3433253A

Appendix A

Laboratory Analytical Data

Pace Analytical Services, Inc.
9608 Loiret Blvd.
Lenexa, KS 66219
(913)599-5665

August 27, 2014

Wendy Stonestreet
Environ International Corporation
7500 College Blvd Ste 925
Overland Park, KS 66210

RE: Project: WHIRLPOOL FT.SMITH
Pace Project No.: 60174682

Dear Wendy Stonestreet:
Enclosed are the analytical results for sample(s) received by the laboratory on July 30, 2014. The results relate only to the samples included in this report. Results reported herein conform to the most current TNI standards and the laboratory's Quality Assurance Manual, where applicable, unless otherwise noted in the body of the report.

Amended report, REV-1 on 8/27/14 to reverse sample IDs per the clients request.

If you have any questions concerning this report, please feel free to contact me.

Sincerely,

Mary Jane Walls
maryjane.walls@pacelabs.com
PM Lab Management

Enclosures

cc: EDD, Environ_AR
Tamara Gleason, ENVIRON International Corporation

This report shall not be reproduced, except in full,
without the written consent of Pace Analytical Services, Inc..

Pace Analytical Services, Inc.
9608 Loiret Blvd.
Lenexa, KS 66219
(913)599-5665

CERTIFICATIONS

Project: WHIRLPOOL FT.SMITH
Pace Project No.: 60174682

Kansas Certification IDs
9608 Loiret Boulevard, Lenexa, KS 66219
WY STR Certification #: 2456.01
Arkansas Certification #: 13-012-0
Illinois Certification #: 003097
Iowa Certification #: 118
Kansas/NELAP Certification #: E-10116
Louisiana Certification #: 03055
Nevada Certification #: KS000212008A
Oklahoma Certification #: 9205/9935
Texas Certification #: T104704407
Utah Certification #: KS00021

This report shall not be reproduced, except in full,
without the written consent of Pace Analytical Services, Inc..

Pace Analytical Services, Inc.
9608 Loiret Blvd.
Lenexa, KS 66219
(913)599-5665

SAMPLE SUMMARY

Project: WHIRLPOOL FT.SMITH
Pace Project No.: 60174682

Lab ID	Sample ID	Matrix	Date Collected	Date Received
60174682001	**SV-2-SHALLOW-201407**	Water	07/29/14 09:00	07/30/14 08:30
60174682002	**SV-2-DEEP-201407**	Water	07/29/14 08:30	07/30/14 08:30

This report shall not be reproduced, except in full,
without the written consent of Pace Analytical Services, Inc..

Pace Analytical Services, Inc.
9608 Loiret Blvd.
Lenexa, KS 66219
(913)599-5665

SAMPLE ANALYTE COUNT

Project: WHIRLPOOL FT.SMITH
Pace Project No.: 60174682

Lab ID	Sample ID	Method	Analysts	Analytes Reported
60174682001	**SV-2-SHALLOW-201407**	EPA 5030B/8260	PRG	38
60174682002	**SV-2-DEEP-201407**	EPA 5030B/8260	PRG	38

This report shall not be reproduced, except in full,
without the written consent of Pace Analytical Services, Inc..

Pace Analytical Services, Inc.
9608 Loiret Blvd.
Lenexa, KS 66219
(913)599-5665

PROJECT NARRATIVE

Project: WHIRLPOOL FT.SMITH
Pace Project No.: 60174682

Method: **EPA 5030B/8260**
Description: 8260 MSV
Client: Environ_AR
Date: August 27, 2014

General Information:
2 samples were analyzed for EPA 5030B/8260. All samples were received in acceptable condition with any exceptions noted below.

Hold Time:
The samples were analyzed within the method required hold times with any exceptions noted below.

Initial Calibrations (including MS Tune as applicable):
All criteria were within method requirements with any exceptions noted below.

Continuing Calibration:
All criteria were within method requirements with any exceptions noted below.

Internal Standards:
All internal standards were within QC limits with any exceptions noted below.

Surrogates:
All surrogates were within QC limits with any exceptions noted below.

Method Blank:
All analytes were below the report limit in the method blank, where applicable, with any exceptions noted below.

Laboratory Control Spike:
All laboratory control spike compounds were within QC limits with any exceptions noted below.

Matrix Spikes:
All percent recoveries and relative percent differences (RPDs) were within acceptance criteria with any exceptions noted below.

Additional Comments:

This data package has been reviewed for quality and completeness and is approved for release.

This report shall not be reproduced, except in full,
without the written consent of Pace Analytical Services, Inc..

Pace Analytical Services, Inc.
9608 Loiret Blvd.
Lenexa, KS 66219
(913)599-5665

ANALYTICAL RESULTS

Project: WHIRLPOOL FT.SMITH
Pace Project No.: 60174682

Sample: SV-2-SHALLOW-201407 **Lab ID: 60174682001** Collected: 07/29/14 09:00 Received: 07/30/14 08:30 Matrix: Water

Parameters	Results	Units	Report Limit	MDL	DF	Prepared	Analyzed	CAS No.	Qual
8260 MSV	Analytical Method: EPA 5030B/8260								
Acetone	**5.3J**	ug/L	10.0	5.0	1		08/05/14 00:16	67-64-1	
Benzene	ND	ug/L	5.0	0.50	1		08/05/14 00:16	71-43-2	
Bromodichloromethane	ND	ug/L	5.0	0.50	1		08/05/14 00:16	75-27-4	
Bromoform	ND	ug/L	5.0	0.50	1		08/05/14 00:16	75-25-2	
Bromomethane	ND	ug/L	7.0	2.5	1		08/05/14 00:16	74-83-9	
2-Butanone (MEK)	ND	ug/L	10.0	5.0	1		08/05/14 00:16	78-93-3	
Carbon disulfide	ND	ug/L	10.0	2.5	1		08/05/14 00:16	75-15-0	
Carbon tetrachloride	ND	ug/L	5.0	0.50	1		08/05/14 00:16	56-23-5	
Chlorobenzene	ND	ug/L	5.0	0.50	1		08/05/14 00:16	108-90-7	
Chloroethane	ND	ug/L	10.0	0.50	1		08/05/14 00:16	75-00-3	
Chloroform	ND	ug/L	5.0	0.50	1		08/05/14 00:16	67-66-3	
Chloromethane	ND	ug/L	10.0	0.50	1		08/05/14 00:16	74-87-3	
Dibromochloromethane	ND	ug/L	5.0	0.50	1		08/05/14 00:16	124-48-1	
1,1-Dichloroethane	ND	ug/L	2.4	0.50	1		08/05/14 00:16	75-34-3	
1,2-Dichloroethane	ND	ug/L	5.0	0.50	1		08/05/14 00:16	107-06-2	
1,1-Dichloroethene	**0.89J**	ug/L	5.0	0.50	1		08/05/14 00:16	75-35-4	
cis-1,2-Dichloroethene	**5.7**	ug/L	5.0	0.50	1		08/05/14 00:16	156-59-2	
trans-1,2-Dichloroethene	ND	ug/L	5.0	0.50	1		08/05/14 00:16	156-60-5	
1,2-Dichloropropane	ND	ug/L	5.0	0.50	1		08/05/14 00:16	78-87-5	
cis-1,3-Dichloropropene	ND	ug/L	1.0	0.50	1		08/05/14 00:16	10061-01-5	
trans-1,3-Dichloropropene	ND	ug/L	1.0	0.50	1		08/05/14 00:16	10061-02-6	
Ethylbenzene	ND	ug/L	5.0	0.50	1		08/05/14 00:16	100-41-4	
2-Hexanone	ND	ug/L	10.0	5.0	1		08/05/14 00:16	591-78-6	
Methylene chloride	ND	ug/L	5.0	0.50	1		08/05/14 00:16	75-09-2	
4-Methyl-2-pentanone (MIBK)	ND	ug/L	10.0	2.5	1		08/05/14 00:16	108-10-1	
Styrene	ND	ug/L	5.0	0.50	1		08/05/14 00:16	100-42-5	
1,1,2,2-Tetrachloroethane	ND	ug/L	1.0	0.50	1		08/05/14 00:16	79-34-5	
Tetrachloroethene	ND	ug/L	5.0	0.50	1		08/05/14 00:16	127-18-4	
Toluene	ND	ug/L	5.0	0.50	1		08/05/14 00:16	108-88-3	
1,1,1-Trichloroethane	ND	ug/L	5.0	0.50	1		08/05/14 00:16	71-55-6	
1,1,2-Trichloroethane	ND	ug/L	5.0	0.50	1		08/05/14 00:16	79-00-5	
Trichloroethene	**33.8**	ug/L	5.0	0.50	1		08/05/14 00:16	79-01-6	
Vinyl chloride	ND	ug/L	2.0	0.50	1		08/05/14 00:16	75-01-4	
Xylene (Total)	ND	ug/L	5.0	1.5	1		08/05/14 00:16	1330-20-7	
Surrogates									
4-Bromofluorobenzene (S)	102	%	80-120		1		08/05/14 00:16	460-00-4	
1,2-Dichloroethane-d4 (S)	95	%	80-120		1		08/05/14 00:16	17060-07-0	
Toluene-d8 (S)	101	%	80-120		1		08/05/14 00:16	2037-26-5	
Preservation pH	**1.0**		0.10	0.10	1		08/05/14 00:16		

This report shall not be reproduced, except in full,
without the written consent of Pace Analytical Services, Inc..

Pace Analytical Services, Inc.
9608 Loiret Blvd.
Lenexa, KS 66219
(913)599-5665

ANALYTICAL RESULTS

Project: WHIRLPOOL FT.SMITH
Pace Project No.: 60174682

Sample: SV-2-DEEP-201407 **Lab ID: 60174682002** Collected: 07/29/14 08:30 Received: 07/30/14 08:30 Matrix: Water

Parameters	Results	Units	Report Limit	MDL	DF	Prepared	Analyzed	CAS No.	Qual
8260 MSV	Analytical Method: EPA 5030B/8260								
Acetone	ND	ug/L	10.0	5.0	1		08/05/14 00:30	67-64-1	
Benzene	ND	ug/L	5.0	0.50	1		08/05/14 00:30	71-43-2	
Bromodichloromethane	ND	ug/L	5.0	0.50	1		08/05/14 00:30	75-27-4	
Bromoform	ND	ug/L	5.0	0.50	1		08/05/14 00:30	75-25-2	
Bromomethane	ND	ug/L	7.0	2.5	1		08/05/14 00:30	74-83-9	
2-Butanone (MEK)	ND	ug/L	10.0	5.0	1		08/05/14 00:30	78-93-3	
Carbon disulfide	ND	ug/L	10.0	2.5	1		08/05/14 00:30	75-15-0	
Carbon tetrachloride	ND	ug/L	5.0	0.50	1		08/05/14 00:30	56-23-5	
Chlorobenzene	ND	ug/L	5.0	0.50	1		08/05/14 00:30	108-90-7	
Chloroethane	ND	ug/L	10.0	0.50	1		08/05/14 00:30	75-00-3	
Chloroform	ND	ug/L	5.0	0.50	1		08/05/14 00:30	67-66-3	
Chloromethane	ND	ug/L	10.0	0.50	1		08/05/14 00:30	74-87-3	
Dibromochloromethane	ND	ug/L	5.0	0.50	1		08/05/14 00:30	124-48-1	
1,1-Dichloroethane	ND	ug/L	2.4	0.50	1		08/05/14 00:30	75-34-3	
1,2-Dichloroethane	ND	ug/L	5.0	0.50	1		08/05/14 00:30	107-06-2	
1,1-Dichloroethene	**0.91J**	ug/L	5.0	0.50	1		08/05/14 00:30	75-35-4	
cis-1,2-Dichloroethene	**8.2**	ug/L	5.0	0.50	1		08/05/14 00:30	156-59-2	
trans-1,2-Dichloroethene	**1.5J**	ug/L	5.0	0.50	1		08/05/14 00:30	156-60-5	
1,2-Dichloropropane	ND	ug/L	5.0	0.50	1		08/05/14 00:30	78-87-5	
cis-1,3-Dichloropropene	ND	ug/L	1.0	0.50	1		08/05/14 00:30	10061-01-5	
trans-1,3-Dichloropropene	ND	ug/L	1.0	0.50	1		08/05/14 00:30	10061-02-6	
Ethylbenzene	ND	ug/L	5.0	0.50	1		08/05/14 00:30	100-41-4	
2-Hexanone	ND	ug/L	10.0	5.0	1		08/05/14 00:30	591-78-6	
Methylene chloride	ND	ug/L	5.0	0.50	1		08/05/14 00:30	75-09-2	
4-Methyl-2-pentanone (MIBK)	ND	ug/L	10.0	2.5	1		08/05/14 00:30	108-10-1	
Styrene	ND	ug/L	5.0	0.50	1		08/05/14 00:30	100-42-5	
1,1,2,2-Tetrachloroethane	ND	ug/L	1.0	0.50	1		08/05/14 00:30	79-34-5	
Tetrachloroethene	ND	ug/L	5.0	0.50	1		08/05/14 00:30	127-18-4	
Toluene	ND	ug/L	5.0	0.50	1		08/05/14 00:30	108-88-3	
1,1,1-Trichloroethane	ND	ug/L	5.0	0.50	1		08/05/14 00:30	71-55-6	
1,1,2-Trichloroethane	ND	ug/L	5.0	0.50	1		08/05/14 00:30	79-00-5	
Trichloroethene	**56.1**	ug/L	5.0	0.50	1		08/05/14 00:30	79-01-6	
Vinyl chloride	ND	ug/L	2.0	0.50	1		08/05/14 00:30	75-01-4	
Xylene (Total)	ND	ug/L	5.0	1.5	1		08/05/14 00:30	1330-20-7	
Surrogates									
4-Bromofluorobenzene (S)	96	%	80-120		1		08/05/14 00:30	460-00-4	
1,2-Dichloroethane-d4 (S)	98	%	80-120		1		08/05/14 00:30	17060-07-0	
Toluene-d8 (S)	100	%	80-120		1		08/05/14 00:30	2037-26-5	
Preservation pH	**1.0**		0.10	0.10	1		08/05/14 00:30		

This report shall not be reproduced, except in full,
without the written consent of Pace Analytical Services, Inc..

Pace Analytical Services, Inc.
9608 Loiret Blvd.
Lenexa, KS 66219
(913)599-5665

QUALITY CONTROL DATA

Project: WHIRLPOOL FT.SMITH
Pace Project No.: 60174682

QC Batch: MSV/63348 | Analysis Method: EPA 5030B/8260
QC Batch Method: EPA 5030B/8260 | Analysis Description: 8260 MSV Water 10 mL Purge
Associated Lab Samples: 60174682001, 60174682002

METHOD BLANK: 1420080 | Matrix: Water
Associated Lab Samples: 60174682001, 60174682002

Parameter	Units	Blank Result	Reporting Limit	Analyzed	Qualifiers
1,1,1-Trichloroethane	ug/L	ND	5.0	08/04/14 20:57	
1,1,2,2-Tetrachloroethane	ug/L	ND	1.0	08/04/14 20:57	
1,1,2-Trichloroethane	ug/L	ND	5.0	08/04/14 20:57	
1,1-Dichloroethane	ug/L	ND	2.4	08/04/14 20:57	
1,1-Dichloroethene	ug/L	ND	5.0	08/04/14 20:57	
1,2-Dichloroethane	ug/L	ND	5.0	08/04/14 20:57	
1,2-Dichloropropane	ug/L	ND	5.0	08/04/14 20:57	
2-Butanone (MEK)	ug/L	ND	10.0	08/04/14 20:57	
2-Hexanone	ug/L	ND	10.0	08/04/14 20:57	
4-Methyl-2-pentanone (MIBK)	ug/L	ND	10.0	08/04/14 20:57	
Acetone	ug/L	ND	10.0	08/04/14 20:57	
Benzene	ug/L	ND	5.0	08/04/14 20:57	
Bromodichloromethane	ug/L	ND	5.0	08/04/14 20:57	
Bromoform	ug/L	ND	5.0	08/04/14 20:57	
Bromomethane	ug/L	ND	7.0	08/04/14 20:57	
Carbon disulfide	ug/L	ND	10.0	08/04/14 20:57	
Carbon tetrachloride	ug/L	ND	5.0	08/04/14 20:57	
Chlorobenzene	ug/L	ND	5.0	08/04/14 20:57	
Chloroethane	ug/L	ND	10.0	08/04/14 20:57	
Chloroform	ug/L	ND	5.0	08/04/14 20:57	
Chloromethane	ug/L	ND	10.0	08/04/14 20:57	
cis-1,2-Dichloroethene	ug/L	ND	5.0	08/04/14 20:57	
cis-1,3-Dichloropropene	ug/L	ND	1.0	08/04/14 20:57	
Dibromochloromethane	ug/L	ND	5.0	08/04/14 20:57	
Ethylbenzene	ug/L	ND	5.0	08/04/14 20:57	
Methylene chloride	ug/L	ND	5.0	08/04/14 20:57	
Styrene	ug/L	ND	5.0	08/04/14 20:57	
Tetrachloroethene	ug/L	ND	5.0	08/04/14 20:57	
Toluene	ug/L	ND	5.0	08/04/14 20:57	
trans-1,2-Dichloroethene	ug/L	ND	5.0	08/04/14 20:57	
trans-1,3-Dichloropropene	ug/L	ND	1.0	08/04/14 20:57	
Trichloroethene	ug/L	ND	5.0	08/04/14 20:57	
Vinyl chloride	ug/L	ND	2.0	08/04/14 20:57	
Xylene (Total)	ug/L	ND	5.0	08/04/14 20:57	
1,2-Dichloroethane-d4 (S)	%	94	80-120	08/04/14 20:57	
4-Bromofluorobenzene (S)	%	101	80-120	08/04/14 20:57	
Toluene-d8 (S)	%	100	80-120	08/04/14 20:57	

Results presented on this page are in the units indicated by the "Units" column except where an alternate unit is presented to the right of the result.

REPORT OF LABORATORY ANALYSIS

This report shall not be reproduced, except in full,
without the written consent of Pace Analytical Services, Inc..

Pace Analytical Services, Inc.
9608 Loiret Blvd.
Lenexa, KS 66219
(913)599-5665

QUALITY CONTROL DATA

Project: WHIRLPOOL FT.SMITH
Pace Project No.: 60174682

LABORATORY CONTROL SAMPLE: 1420081

Parameter	Units	Spike Conc.	LCS Result	LCS % Rec	% Rec Limits	Qualifiers
1,1,1-Trichloroethane	ug/L	20	19.9	100	80-121	
1,1,2,2-Tetrachloroethane	ug/L	20	19.5	98	73-124	
1,1,2-Trichloroethane	ug/L	20	20.3	102	80-120	
1,1-Dichloroethane	ug/L	20	19.3	97	77-120	
1,1-Dichloroethene	ug/L	20	19.5	98	78-126	
1,2-Dichloroethane	ug/L	20	19.7	98	77-123	
1,2-Dichloropropane	ug/L	20	20.4	102	80-121	
2-Butanone (MEK)	ug/L	100	98.8	99	52-145	
2-Hexanone	ug/L	100	99.7	100	57-139	
4-Methyl-2-pentanone (MIBK)	ug/L	100	103	103	71-131	
Acetone	ug/L	100	93.8	94	32-155	
Benzene	ug/L	20	20.2	101	80-120	
Bromodichloromethane	ug/L	20	20.3	101	80-120	
Bromoform	ug/L	20	20.7	104	73-124	
Bromomethane	ug/L	20	17.2	86	31-144	
Carbon disulfide	ug/L	20	20.7	104	65-125	
Carbon tetrachloride	ug/L	20	19.7	99	78-128	
Chlorobenzene	ug/L	20	21.6	108	80-120	
Chloroethane	ug/L	20	17.9	90	55-137	
Chloroform	ug/L	20	20.4	102	79-120	
Chloromethane	ug/L	20	19.8	99	22-138	
cis-1,2-Dichloroethene	ug/L	20	20.7	104	80-120	
cis-1,3-Dichloropropene	ug/L	20	20.0	100	80-120	
Dibromochloromethane	ug/L	20	20.4	102	80-120	
Ethylbenzene	ug/L	20	21.3	106	80-121	
Methylene chloride	ug/L	20	20.1	100	73-126	
Styrene	ug/L	20	21.9	110	80-120	
Tetrachloroethene	ug/L	20	20.8	104	80-121	
Toluene	ug/L	20	20.8	104	80-122	
trans-1,2-Dichloroethene	ug/L	20	20.4	102	79-121	
trans-1,3-Dichloropropene	ug/L	20	20.1	101	80-127	
Trichloroethene	ug/L	20	20.5	102	80-120	
Vinyl chloride	ug/L	20	18.0	90	59-120	
Xylene (Total)	ug/L	60	64.5	108	80-121	
1,2-Dichloroethane-d4 (S)	%			95	80-120	
4-Bromofluorobenzene (S)	%			100	80-120	
Toluene-d8 (S)	%			101	80-120	

MATRIX SPIKE & MATRIX SPIKE DUPLICATE: 1420082 1420083

Parameter	Units	60174634019 Result	MS Spike Conc.	MSD Spike Conc.	MS Result	MSD Result	MS % Rec	MSD % Rec	% Rec Limits	RPD	Max RPD	Qual
1,1,1-Trichloroethane	ug/L	ND	20	20	20.5	20.2	102	101	71-136	2	20	
1,1,2,2-Tetrachloroethane	ug/L	ND	20	20	17.4	18.9	87	95	61-127	8	21	
1,1,2-Trichloroethane	ug/L	ND	20	20	19.8	19.5	99	97	63-123	2	22	

Results presented on this page are in the units indicated by the "Units" column except where an alternate unit is presented to the right of the result.

REPORT OF LABORATORY ANALYSIS

This report shall not be reproduced, except in full,
without the written consent of Pace Analytical Services, Inc..

Pace Analytical Services, Inc.
9608 Loiret Blvd.
Lenexa, KS 66219
(913)599-5665

QUALITY CONTROL DATA

Project: WHIRLPOOL FT.SMITH
Pace Project No.: 60174682

MATRIX SPIKE & MATRIX SPIKE DUPLICATE: 1420082 1420083

Parameter	Units	60174634019 Result	MS Spike Conc.	MSD Spike Conc.	MS Result	MSD Result	MS % Rec	MSD % Rec	% Rec Limits	RPD	Max RPD	Qual
1,1-Dichloroethane	ug/L	ND	20	20	19.4	20.2	97	101	62-128	4	25	
1,1-Dichloroethene	ug/L	ND	20	20	20.1	20.6	100	103	60-144	2	28	
1,2-Dichloroethane	ug/L	ND	20	20	18.8	18.7	94	93	49-148	1	35	
1,2-Dichloropropane	ug/L	ND	20	20	19.5	20.3	97	102	66-130	4	22	
2-Butanone (MEK)	ug/L	ND	100	100	88.0	90.0	88	90	36-145	2	23	
2-Hexanone	ug/L	ND	100	100	86.9	91.0	87	91	42-140	5	24	
4-Methyl-2-pentanone (MIBK)	ug/L	ND	100	100	90.2	93.8	90	94	52-137	4	24	
Acetone	ug/L	ND	100	100	75.9	84.1	76	84	24-151	10	23	
Benzene	ug/L	ND	20	20	19.9	20.4	100	102	37-157	2	32	
Bromodichloromethane	ug/L	ND	20	20	19.4	20.0	97	100	67-125	3	21	
Bromoform	ug/L	ND	20	20	18.1	18.1	90	90	55-124	0	23	
Bromomethane	ug/L	ND	20	20	13.0	17.4	65	87	25-138	29	42	
Carbon disulfide	ug/L	ND	20	20	21.4	22.2	107	111	57-133	4	23	
Carbon tetrachloride	ug/L	ND	20	20	20.6	20.3	103	101	68-142	1	21	
Chlorobenzene	ug/L	ND	20	20	20.4	20.5	102	102	66-133	0	20	
Chloroethane	ug/L	ND	20	20	18.5	19.6	92	98	46-147	6	28	
Chloroform	ug/L	ND	20	20	19.1	20.2	96	101	66-127	6	20	
Chloromethane	ug/L	ND	20	20	18.5	20.8	92	104	19-136	12	36	
cis-1,2-Dichloroethene	ug/L	ND	20	20	20.6	21.2	103	106	55-140	3	23	
cis-1,3-Dichloropropene	ug/L	ND	20	20	18.0	18.5	90	93	62-122	3	22	
Dibromochloromethane	ug/L	ND	20	20	19.3	19.2	96	96	62-130	0	22	
Ethylbenzene	ug/L	ND	20	20	20.6	20.9	103	105	31-160	2	32	
Methylene chloride	ug/L	ND	20	20	18.5	19.4	93	97	55-132	4	23	
Styrene	ug/L	ND	20	20	20.2	20.8	101	104	55-134	3	25	
Tetrachloroethene	ug/L	ND	20	20	21.5	21.1	107	105	69-133	2	20	
Toluene	ug/L	ND	20	20	20.7	20.2	103	101	35-157	2	37	
trans-1,2-Dichloroethene	ug/L	ND	20	20	20.3	20.5	101	102	66-131	1	23	
trans-1,3-Dichloropropene	ug/L	ND	20	20	18.5	18.3	92	92	62-131	1	23	
Trichloroethene	ug/L	ND	20	20	20.6	20.3	95	94	61-135	2	21	
Vinyl chloride	ug/L	ND	20	20	18.2	18.6	91	93	44-128	2	22	
Xylene (Total)	ug/L	ND	60	60	61.2	62.3	102	104	34-156	2	37	
1,2-Dichloroethane-d4 (S)	%						97	100	80-120			
4-Bromofluorobenzene (S)	%						100	103	80-120			
Toluene-d8 (S)	%						104	99	80-120			
Preservation pH		1.0			1.0	1.0				0		

Results presented on this page are in the units indicated by the "Units" column except where an alternate unit is presented to the right of the result.

REPORT OF LABORATORY ANALYSIS

This report shall not be reproduced, except in full,
without the written consent of Pace Analytical Services, Inc..

Pace Analytical Services, Inc.
9608 Loiret Blvd.
Lenexa, KS 66219
(913)599-5665

QUALIFIERS

Project: WHIRLPOOL FT.SMITH
Pace Project No.: 60174682

DEFINITIONS

DF - Dilution Factor, if reported, represents the factor applied to the reported data due to changes in sample preparation, dilution of the sample aliquot, or moisture content.

ND - Not Detected at or above adjusted reporting limit.

J - Estimated concentration above the adjusted method detection limit and below the adjusted reporting limit.

MDL - Adjusted Method Detection Limit.

PQL - Practical Quantitation Limit.

RL - Reporting Limit.

S - Surrogate

1,2-Diphenylhydrazine (8270 listed analyte) decomposes to Azobenzene.

Consistent with EPA guidelines, unrounded data are displayed and have been used to calculate % recovery and RPD values.

LCS(D) - Laboratory Control Sample (Duplicate)

MS(D) - Matrix Spike (Duplicate)

DUP - Sample Duplicate

RPD - Relative Percent Difference

NC - Not Calculable.

SG - Silica Gel - Clean-Up

U - Indicates the compound was analyzed for, but not detected.

N-Nitrosodiphenylamine decomposes and cannot be separated from Diphenylamine using Method 8270. The result reported for each analyte is a combined concentration.

Pace Analytical is TNI accredited. Contact your Pace PM for the current list of accredited analytes.

TNI - The NELAC Institute.

This report shall not be reproduced, except in full,
without the written consent of Pace Analytical Services, Inc..

Pace Analytical Services, Inc.
9608 Loiret Blvd.
Lenexa, KS 66219
(913)599-5665

QUALITY CONTROL DATA CROSS REFERENCE TABLE

Project: WHIRLPOOL FT.SMITH
Pace Project No.: 60174682

Lab ID	Sample ID	QC Batch Method	QC Batch	Analytical Method	Analytical Batch
60174682001	**SV-2-SHALLOW-201407**	EPA 5030B/8260	MSV/63348		
60174682002	**SV-2-DEEP-201407**	EPA 5030B/8260	MSV/63348		

This report shall not be reproduced, except in full,
without the written consent of Pace Analytical Services, Inc..

Pace Analytical
www.pacelabs.com

Sample Condition Upon Receipt

WO#: 60174682

60174682

Client Name: Environ

Optional
Proj Due Date:
Proj Name:

Courier: Fed Ex ☒ UPS ☐ USPS ☐ Client ☐ Commercial ☐ Pace ☐ Other ☐

Tracking #: 6135277 3585 Pace Shipping Label Used? Yes ☐ No ☒

Custody Seal on Cooler/Box Present: Yes ☒ No ☐ Seals intact: Yes ☒ No ☐

Packing Material: Bubble Wrap ☒ Bubble Bags ☐ Foam ☐ None ☐ Other ☐

Thermometer Used: T-230 / T-194 **Type of Ice:** Wet Blue None ☐ Samples received on ice, cooling process has begun.
(circle one)

Cooler Temperature: 3.0

Temperature should be above freezing to 6°C

Date and initials of person examining contents: JNo 7/31/14 1035

Chain of Custody present:	☒Yes ☐No ☐N/A	1.
Chain of Custody filled out:	☒Yes ☐No ☐N/A	2.
Chain of Custody relinquished:	☒Yes ☐No ☐N/A	3.
Sampler name & signature on COC:	☒Yes ☐No ☐N/A	4.
Samples arrived within holding time:	☒Yes ☐No ☐N/A	5.
Short Hold Time analyses (<72hr):	☐Yes ☒No ☐N/A	6.
Rush Turn Around Time requested:	☐Yes ☒No ☐N/A	7.
Sufficient volume:	☒Yes ☐No ☐N/A	8.
Correct containers used:	☒Yes ☐No ☐N/A	
Pace containers used:	☒Yes ☐No ☐N/A	9.
Containers intact:	☒Yes ☐No ☐N/A	10.
Unpreserved 5035A soils frozen w/in 48hrs?	☐Yes ☐No ☒N/A	11.
Filtered volume received for dissolved tests?	☐Yes ☐No ☒N/A	12.
Sample labels match COC: Includes date/time/ID/analyses Matrix: water	☒Yes ☐No ☐N/A	13.
All containers needing preservation have been checked.	☐Yes ☐No ☒N/A	
All containers needing preservation are found to be in compliance with EPA recommendation.	☐Yes ☐No ☒N/A	14.
Exceptions: VOA, coliform, TOC, O&G, WI-DRO (water), Phenolics	☒Yes ☐No	Initial when completed: MJW Lot # of added preservative
Trip Blank present: Pace Trip Blank lot # (if purchased): 061614-3	☐Yes ☐No ☐N/A	15.
Headspace in VOA vials (>6mm):	☒Yes ☐No ☐N/A	SV-2-Deep 1 of 3 w/headspace 16.
Project sampled in USDA Regulated Area:	☐Yes ☐No ☒N/A	17. List State:

MJW

Client Notification/ Resolution: Copy COC to Client? Y / N Field Data Required? Y / N

Person Contacted: _____ Date/Time: _____

Comments/ Resolution: _____

Project Manager Review: MW Date: 7/31/14

Pace Analytical®
www.pacelabs.com

CHAIN-OF-CUSTODY / Analytical Request Document

The Chain-of-Custody is a LEGAL DOCUMENT. All relevant fields must be completed accurately.

Page: 1 of 1

1777084

Section A Required Client Information:

Company: ENVIRON
Address: 7500 College Blvd Ste 925
Overland Park, KS 66210
Email To: wstonestreet@environcorp.com
Phone: 913 853-5926 Fax:
Requested Due Date/TAT:

Section B Required Project Information:

Report To:
Copy To:
Purchase Order No.:
Project Name: Whirlpool Ft. Smith
Project Number:

Section C Invoice Information:

Attention:
Company Name:
Address:
Pace Quote Reference:
Pace Project Manager:
Pace Profile #:

REGULATORY AGENCY

☐ NPDES ☐ GROUND WATER ☐ DRINKING WATER
☐ UST ☐ RCRA ☒ OTHER

Site Location STATE: AR

Section D Required Client Information

Matrix Codes MATRIX / CODE: Drinking Water DW, Water WT, Waste Water WW, Product P, Soil/Solid SL, Oil OL, Wipe WP, Air AR, Tissue TS, Other OT

SAMPLE ID (A-Z, 0-9 / ,-) Sample IDs MUST BE UNIQUE

Requested Analysis Filtered (Y/N)

ITEM #	SAMPLE ID	MATRIX CODE (see valid codes to left)	SAMPLE TYPE (G=GRAB C=COMP)	COLLECTED COMPOSITE START DATE	COLLECTED COMPOSITE START TIME	COLLECTED COMPOSITE END/GRAB DATE	COLLECTED COMPOSITE END/GRAB TIME	SAMPLE TEMP AT COLLECTION	# OF CONTAINERS	Unpreserved	H_2SO_4	HNO_3	HCl	NaOH	$Na_2S_2O_3$	Methanol	Other	Analysis Test (Y/N) VOCs (8260D)	Residual Chlorine (Y/N)	Pace Project No./ Lab I.D.
1	SV-2-Deep-201407	WT	G			7/29/14	830		2				X					X		60174682 3(D69H) 001
2	SV-2-Shallow-201407	WT	G			7/29/14	900		3				X					X		002
3																				
4																				
5																				
6																				
7																				
8																				
9																				
10																				
11																				
12																				

ADDITIONAL COMMENTS	RELINQUISHED BY / AFFILIATION	DATE	TIME	ACCEPTED BY / AFFILIATION	DATE	TIME	SAMPLE CONDITIONS		
	Wesley Stonestreet	7/29/2014		[illegible]	7/29/14	830	3.0	Y	Y	Y

SAMPLER NAME AND SIGNATURE
PRINT Name of SAMPLER:
SIGNATURE of SAMPLER: DATE Signed (MM/DD/YY):

Temp in °C | Received on Ice (Y/N) | Custody Sealed Cooler (Y/N) | Samples Intact (Y/N)

2

*Important Note: By signing this form you are accepting Pace's NET 30 day payment terms and agreeing to late charges of 1.5% per month for any invoices not paid within 30 days.

F-ALL-Q-020rev.07, 15-May-2007

Pace Analytical Services, Inc.
9608 Loiret Blvd.
Lenexa, KS 66219
(913)599-5665

September 19, 2014

Wendy Stonestreet
Environ International Corporation
7500 College Blvd Ste 925
Overland Park, KS 66210

RE: Project: WHIRLPOOL FT SMITH
Pace Project No.: 60178135

Dear Wendy Stonestreet:
Enclosed are the analytical results for sample(s) received by the laboratory on September 17, 2014. The results relate only to the samples included in this report. Results reported herein conform to the most current TNI standards and the laboratory's Quality Assurance Manual, where applicable, unless otherwise noted in the body of the report.

If you have any questions concerning this report, please feel free to contact me.

Sincerely,



Mary Jane Walls
maryjane.walls@pacelabs.com
PM Lab Management

Enclosures

cc: EDD, Environ_AR
Tamara Gleason, ENVIRON International Corporation

REPORT OF LABORATORY ANALYSIS

This report shall not be reproduced, except in full,
without the written consent of Pace Analytical Services, Inc..

Pace Analytical Services, Inc.
9608 Loiret Blvd.
Lenexa, KS 66219
(913)599-5665

CERTIFICATIONS

Project: WHIRLPOOL FT SMITH
Pace Project No.: 60178135

Kansas Certification IDs
9608 Loiret Boulevard, Lenexa, KS 66219
WY STR Certification #: 2456.01
Arkansas Certification #: 13-012-0
Illinois Certification #: 003097
Iowa Certification #: 118
Kansas/NELAP Certification #: E-10116
Louisiana Certification #: 03055
Nevada Certification #: KS000212008A
Oklahoma Certification #: 9205/9935
Texas Certification #: T104704407
Utah Certification #: KS00021

This report shall not be reproduced, except in full,
without the written consent of Pace Analytical Services, Inc..

Pace Analytical Services, Inc.
9608 Loiret Blvd.
Lenexa, KS 66219
(913)599-5665

SAMPLE SUMMARY

Project: WHIRLPOOL FT SMITH
Pace Project No.: 60178135

Lab ID	Sample ID	Matrix	Date Collected	Date Received
60178135001	**TB20140916**	Water	09/16/14 09:35	09/17/14 10:05
60178135002	**VP-2-SHALLOW-20140916**	Water	09/16/14 09:35	09/17/14 10:05
60178135003	**VP-2-DEEP-20140916**	Water	09/16/14 11:18	09/17/14 10:05
60178135004	**VP-2-DEEP-20140916-DUP**	Water	09/16/14 11:18	09/17/14 10:05
60178135005	**VP-1-SHALLOW-20140916**	Water	09/16/14 11:11	09/17/14 10:05
60178135006	**SV-04D-20140916**	Water	09/16/14 13:15	09/17/14 10:05

This report shall not be reproduced, except in full,
without the written consent of Pace Analytical Services, Inc..

Pace Analytical Services, Inc.
9608 Loiret Blvd.
Lenexa, KS 66219
(913)599-5665

SAMPLE ANALYTE COUNT

Project: WHIRLPOOL FT SMITH
Pace Project No.: 60178135

Lab ID	Sample ID	Method	Analysts	Analytes Reported
60178135001	**TB20140916**	EPA 5030B/8260	PRG	38
60178135002	**VP-2-SHALLOW-20140916**	EPA 5030B/8260	PRG	38
60178135003	**VP-2-DEEP-20140916**	EPA 5030B/8260	PRG	38
60178135004	**VP-2-DEEP-20140916-DUP**	EPA 5030B/8260	PRG	38
60178135005	**VP-1-SHALLOW-20140916**	EPA 5030B/8260	PRG	38
60178135006	**SV-04D-20140916**	EPA 5030B/8260	PRG	38

This report shall not be reproduced, except in full,
without the written consent of Pace Analytical Services, Inc..

Pace Analytical Services, Inc.
9608 Loiret Blvd.
Lenexa, KS 66219
(913)599-5665

PROJECT NARRATIVE

Project: WHIRLPOOL FT SMITH
Pace Project No.: 60178135

Method: **EPA 5030B/8260**
Description: 8260 MSV
Client: Environ_AR
Date: September 19, 2014

General Information:
6 samples were analyzed for EPA 5030B/8260. All samples were received in acceptable condition with any exceptions noted below.

Hold Time:
The samples were analyzed within the method required hold times with any exceptions noted below.

Initial Calibrations (including MS Tune as applicable):
All criteria were within method requirements with any exceptions noted below.

Continuing Calibration:
All criteria were within method requirements with any exceptions noted below.

Internal Standards:
All internal standards were within QC limits with any exceptions noted below.

Surrogates:
All surrogates were within QC limits with any exceptions noted below.

Method Blank:
All analytes were below the report limit in the method blank, where applicable, with any exceptions noted below.

Laboratory Control Spike:
All laboratory control spike compounds were within QC limits with any exceptions noted below.

Matrix Spikes:
All percent recoveries and relative percent differences (RPDs) were within acceptance criteria with any exceptions noted below.

QC Batch: MSV/64480

A matrix spike/matrix spike duplicate was not performed due to insufficient sample volume.

Additional Comments:

This data package has been reviewed for quality and completeness and is approved for release.

This report shall not be reproduced, except in full,
without the written consent of Pace Analytical Services, Inc..

Pace Analytical Services, Inc.
9608 Loiret Blvd.
Lenexa, KS 66219
(913)599-5665

ANALYTICAL RESULTS

Project: WHIRLPOOL FT SMITH
Pace Project No.: 60178135

Sample: TB20140916 **Lab ID: 60178135001** Collected: 09/16/14 09:35 Received: 09/17/14 10:05 Matrix: Water

Parameters	Results	Units	Report Limit	MDL	DF	Prepared	Analyzed	CAS No.	Qual
8260 MSV	Analytical Method: EPA 5030B/8260								
Acetone	ND	ug/L	10.0	5.0	1		09/18/14 11:04	67-64-1	
Benzene	ND	ug/L	5.0	0.50	1		09/18/14 11:04	71-43-2	
Bromodichloromethane	ND	ug/L	5.0	0.50	1		09/18/14 11:04	75-27-4	
Bromoform	ND	ug/L	5.0	0.50	1		09/18/14 11:04	75-25-2	
Bromomethane	ND	ug/L	7.0	2.5	1		09/18/14 11:04	74-83-9	
2-Butanone (MEK)	ND	ug/L	10.0	5.0	1		09/18/14 11:04	78-93-3	
Carbon disulfide	ND	ug/L	10.0	2.5	1		09/18/14 11:04	75-15-0	
Carbon tetrachloride	ND	ug/L	5.0	0.50	1		09/18/14 11:04	56-23-5	
Chlorobenzene	ND	ug/L	5.0	0.50	1		09/18/14 11:04	108-90-7	
Chloroethane	ND	ug/L	10.0	0.50	1		09/18/14 11:04	75-00-3	
Chloroform	ND	ug/L	5.0	0.50	1		09/18/14 11:04	67-66-3	
Chloromethane	ND	ug/L	10.0	0.50	1		09/18/14 11:04	74-87-3	
Dibromochloromethane	ND	ug/L	5.0	0.50	1		09/18/14 11:04	124-48-1	
1,1-Dichloroethane	ND	ug/L	2.4	0.50	1		09/18/14 11:04	75-34-3	
1,2-Dichloroethane	ND	ug/L	5.0	0.50	1		09/18/14 11:04	107-06-2	
1,1-Dichloroethene	ND	ug/L	5.0	0.50	1		09/18/14 11:04	75-35-4	
cis-1,2-Dichloroethene	ND	ug/L	5.0	0.50	1		09/18/14 11:04	156-59-2	
trans-1,2-Dichloroethene	ND	ug/L	5.0	0.50	1		09/18/14 11:04	156-60-5	
1,2-Dichloropropane	ND	ug/L	5.0	0.50	1		09/18/14 11:04	78-87-5	
cis-1,3-Dichloropropene	ND	ug/L	1.0	0.50	1		09/18/14 11:04	10061-01-5	
trans-1,3-Dichloropropene	ND	ug/L	1.0	0.50	1		09/18/14 11:04	10061-02-6	
Ethylbenzene	ND	ug/L	5.0	0.50	1		09/18/14 11:04	100-41-4	
2-Hexanone	ND	ug/L	10.0	5.0	1		09/18/14 11:04	591-78-6	
Methylene chloride	ND	ug/L	5.0	0.50	1		09/18/14 11:04	75-09-2	
4-Methyl-2-pentanone (MIBK)	ND	ug/L	10.0	2.5	1		09/18/14 11:04	108-10-1	
Styrene	ND	ug/L	5.0	0.50	1		09/18/14 11:04	100-42-5	
1,1,2,2-Tetrachloroethane	ND	ug/L	1.0	0.50	1		09/18/14 11:04	79-34-5	
Tetrachloroethene	ND	ug/L	5.0	0.50	1		09/18/14 11:04	127-18-4	
Toluene	ND	ug/L	5.0	0.50	1		09/18/14 11:04	108-88-3	
1,1,1-Trichloroethane	ND	ug/L	5.0	0.50	1		09/18/14 11:04	71-55-6	
1,1,2-Trichloroethane	ND	ug/L	5.0	0.50	1		09/18/14 11:04	79-00-5	
Trichloroethene	ND	ug/L	5.0	0.50	1		09/18/14 11:04	79-01-6	
Vinyl chloride	ND	ug/L	2.0	0.50	1		09/18/14 11:04	75-01-4	
Xylene (Total)	ND	ug/L	5.0	1.5	1		09/18/14 11:04	1330-20-7	
Surrogates									
4-Bromofluorobenzene (S)	101	%	80-120		1		09/18/14 11:04	460-00-4	
1,2-Dichloroethane-d4 (S)	94	%	80-120		1		09/18/14 11:04	17060-07-0	
Toluene-d8 (S)	98	%	80-120		1		09/18/14 11:04	2037-26-5	
Preservation pH	**1.0**		0.10	0.10	1		09/18/14 11:04		

This report shall not be reproduced, except in full,
without the written consent of Pace Analytical Services, Inc..

Pace Analytical Services, Inc.
9608 Loiret Blvd.
Lenexa, KS 66219
(913)599-5665

ANALYTICAL RESULTS

Project: WHIRLPOOL FT SMITH
Pace Project No.: 60178135

Sample: VP-2-SHALLOW-20140916 **Lab ID: 60178135002** Collected: 09/16/14 09:35 Received: 09/17/14 10:05 Matrix: Water

Parameters	Results	Units	Report Limit	MDL	DF	Prepared	Analyzed	CAS No.	Qual
8260 MSV	Analytical Method: EPA 5030B/8260								
Acetone	ND	ug/L	10.0	5.0	1		09/18/14 12:09	67-64-1	
Benzene	ND	ug/L	5.0	0.50	1		09/18/14 12:09	71-43-2	
Bromodichloromethane	ND	ug/L	5.0	0.50	1		09/18/14 12:09	75-27-4	
Bromoform	ND	ug/L	5.0	0.50	1		09/18/14 12:09	75-25-2	
Bromomethane	ND	ug/L	7.0	2.5	1		09/18/14 12:09	74-83-9	
2-Butanone (MEK)	ND	ug/L	10.0	5.0	1		09/18/14 12:09	78-93-3	
Carbon disulfide	ND	ug/L	10.0	2.5	1		09/18/14 12:09	75-15-0	
Carbon tetrachloride	ND	ug/L	5.0	0.50	1		09/18/14 12:09	56-23-5	
Chlorobenzene	ND	ug/L	5.0	0.50	1		09/18/14 12:09	108-90-7	
Chloroethane	ND	ug/L	10.0	0.50	1		09/18/14 12:09	75-00-3	
Chloroform	ND	ug/L	5.0	0.50	1		09/18/14 12:09	67-66-3	
Chloromethane	ND	ug/L	10.0	0.50	1		09/18/14 12:09	74-87-3	
Dibromochloromethane	ND	ug/L	5.0	0.50	1		09/18/14 12:09	124-48-1	
1,1-Dichloroethane	ND	ug/L	2.4	0.50	1		09/18/14 12:09	75-34-3	
1,2-Dichloroethane	ND	ug/L	5.0	0.50	1		09/18/14 12:09	107-06-2	
1,1-Dichloroethene	**0.79J**	ug/L	5.0	0.50	1		09/18/14 12:09	75-35-4	
cis-1,2-Dichloroethene	**5.6**	ug/L	5.0	0.50	1		09/18/14 12:09	156-59-2	
trans-1,2-Dichloroethene	ND	ug/L	5.0	0.50	1		09/18/14 12:09	156-60-5	
1,2-Dichloropropane	ND	ug/L	5.0	0.50	1		09/18/14 12:09	78-87-5	
cis-1,3-Dichloropropene	ND	ug/L	1.0	0.50	1		09/18/14 12:09	10061-01-5	
trans-1,3-Dichloropropene	ND	ug/L	1.0	0.50	1		09/18/14 12:09	10061-02-6	
Ethylbenzene	ND	ug/L	5.0	0.50	1		09/18/14 12:09	100-41-4	
2-Hexanone	ND	ug/L	10.0	5.0	1		09/18/14 12:09	591-78-6	
Methylene chloride	ND	ug/L	5.0	0.50	1		09/18/14 12:09	75-09-2	
4-Methyl-2-pentanone (MIBK)	ND	ug/L	10.0	2.5	1		09/18/14 12:09	108-10-1	
Styrene	ND	ug/L	5.0	0.50	1		09/18/14 12:09	100-42-5	
1,1,2,2-Tetrachloroethane	ND	ug/L	1.0	0.50	1		09/18/14 12:09	79-34-5	
Tetrachloroethene	ND	ug/L	5.0	0.50	1		09/18/14 12:09	127-18-4	
Toluene	ND	ug/L	5.0	0.50	1		09/18/14 12:09	108-88-3	
1,1,1-Trichloroethane	ND	ug/L	5.0	0.50	1		09/18/14 12:09	71-55-6	
1,1,2-Trichloroethane	ND	ug/L	5.0	0.50	1		09/18/14 12:09	79-00-5	
Trichloroethene	**36.4**	ug/L	5.0	0.50	1		09/18/14 12:09	79-01-6	
Vinyl chloride	ND	ug/L	2.0	0.50	1		09/18/14 12:09	75-01-4	
Xylene (Total)	ND	ug/L	5.0	1.5	1		09/18/14 12:09	1330-20-7	
Surrogates									
4-Bromofluorobenzene (S)	100	%	80-120		1		09/18/14 12:09	460-00-4	
1,2-Dichloroethane-d4 (S)	98	%	80-120		1		09/18/14 12:09	17060-07-0	
Toluene-d8 (S)	98	%	80-120		1		09/18/14 12:09	2037-26-5	
Preservation pH	**1.0**		0.10	0.10	1		09/18/14 12:09		

This report shall not be reproduced, except in full,
without the written consent of Pace Analytical Services, Inc..

Pace Analytical Services, Inc.
9608 Loiret Blvd.
Lenexa, KS 66219
(913)599-5665

ANALYTICAL RESULTS

Project: WHIRLPOOL FT SMITH
Pace Project No.: 60178135

Sample: VP-2-DEEP-20140916 **Lab ID: 60178135003** Collected: 09/16/14 11:18 Received: 09/17/14 10:05 Matrix: Water

Parameters	Results	Units	Report Limit	MDL	DF	Prepared	Analyzed	CAS No.	Qual
8260 MSV	Analytical Method: EPA 5030B/8260								
Acetone	ND	ug/L	10.0	5.0	1		09/18/14 12:25	67-64-1	
Benzene	ND	ug/L	5.0	0.50	1		09/18/14 12:25	71-43-2	
Bromodichloromethane	ND	ug/L	5.0	0.50	1		09/18/14 12:25	75-27-4	
Bromoform	ND	ug/L	5.0	0.50	1		09/18/14 12:25	75-25-2	
Bromomethane	ND	ug/L	7.0	2.5	1		09/18/14 12:25	74-83-9	
2-Butanone (MEK)	ND	ug/L	10.0	5.0	1		09/18/14 12:25	78-93-3	
Carbon disulfide	ND	ug/L	10.0	2.5	1		09/18/14 12:25	75-15-0	
Carbon tetrachloride	ND	ug/L	5.0	0.50	1		09/18/14 12:25	56-23-5	
Chlorobenzene	ND	ug/L	5.0	0.50	1		09/18/14 12:25	108-90-7	
Chloroethane	ND	ug/L	10.0	0.50	1		09/18/14 12:25	75-00-3	
Chloroform	ND	ug/L	5.0	0.50	1		09/18/14 12:25	67-66-3	
Chloromethane	ND	ug/L	10.0	0.50	1		09/18/14 12:25	74-87-3	
Dibromochloromethane	ND	ug/L	5.0	0.50	1		09/18/14 12:25	124-48-1	
1,1-Dichloroethane	ND	ug/L	2.4	0.50	1		09/18/14 12:25	75-34-3	
1,2-Dichloroethane	ND	ug/L	5.0	0.50	1		09/18/14 12:25	107-06-2	
1,1-Dichloroethene	**0.64J**	ug/L	5.0	0.50	1		09/18/14 12:25	75-35-4	
cis-1,2-Dichloroethene	**6.5**	ug/L	5.0	0.50	1		09/18/14 12:25	156-59-2	
trans-1,2-Dichloroethene	**1.1J**	ug/L	5.0	0.50	1		09/18/14 12:25	156-60-5	
1,2-Dichloropropane	ND	ug/L	5.0	0.50	1		09/18/14 12:25	78-87-5	
cis-1,3-Dichloropropene	ND	ug/L	1.0	0.50	1		09/18/14 12:25	10061-01-5	
trans-1,3-Dichloropropene	ND	ug/L	1.0	0.50	1		09/18/14 12:25	10061-02-6	
Ethylbenzene	ND	ug/L	5.0	0.50	1		09/18/14 12:25	100-41-4	
2-Hexanone	ND	ug/L	10.0	5.0	1		09/18/14 12:25	591-78-6	
Methylene chloride	ND	ug/L	5.0	0.50	1		09/18/14 12:25	75-09-2	
4-Methyl-2-pentanone (MIBK)	ND	ug/L	10.0	2.5	1		09/18/14 12:25	108-10-1	
Styrene	ND	ug/L	5.0	0.50	1		09/18/14 12:25	100-42-5	
1,1,2,2-Tetrachloroethane	ND	ug/L	1.0	0.50	1		09/18/14 12:25	79-34-5	
Tetrachloroethene	ND	ug/L	5.0	0.50	1		09/18/14 12:25	127-18-4	
Toluene	ND	ug/L	5.0	0.50	1		09/18/14 12:25	108-88-3	
1,1,1-Trichloroethane	ND	ug/L	5.0	0.50	1		09/18/14 12:25	71-55-6	
1,1,2-Trichloroethane	ND	ug/L	5.0	0.50	1		09/18/14 12:25	79-00-5	
Trichloroethene	**48.0**	ug/L	5.0	0.50	1		09/18/14 12:25	79-01-6	
Vinyl chloride	ND	ug/L	2.0	0.50	1		09/18/14 12:25	75-01-4	
Xylene (Total)	ND	ug/L	5.0	1.5	1		09/18/14 12:25	1330-20-7	
Surrogates									
4-Bromofluorobenzene (S)	99	%	80-120		1		09/18/14 12:25	460-00-4	
1,2-Dichloroethane-d4 (S)	98	%	80-120		1		09/18/14 12:25	17060-07-0	
Toluene-d8 (S)	97	%	80-120		1		09/18/14 12:25	2037-26-5	
Preservation pH	**1.0**		0.10	0.10	1		09/18/14 12:25		

This report shall not be reproduced, except in full,
without the written consent of Pace Analytical Services, Inc..

Pace Analytical Services, Inc.
9608 Loiret Blvd.
Lenexa, KS 66219
(913)599-5665

ANALYTICAL RESULTS

Project: WHIRLPOOL FT SMITH
Pace Project No.: 60178135

Sample: VP-2-DEEP-20140916-DUP **Lab ID: 60178135004** Collected: 09/16/14 11:18 Received: 09/17/14 10:05 Matrix: Water

Parameters	Results	Units	Report Limit	MDL	DF	Prepared	Analyzed	CAS No.	Qual
8260 MSV	Analytical Method: EPA 5030B/8260								
Acetone	ND	ug/L	10.0	5.0	1		09/18/14 12:41	67-64-1	
Benzene	ND	ug/L	5.0	0.50	1		09/18/14 12:41	71-43-2	
Bromodichloromethane	ND	ug/L	5.0	0.50	1		09/18/14 12:41	75-27-4	
Bromoform	ND	ug/L	5.0	0.50	1		09/18/14 12:41	75-25-2	
Bromomethane	ND	ug/L	7.0	2.5	1		09/18/14 12:41	74-83-9	
2-Butanone (MEK)	ND	ug/L	10.0	5.0	1		09/18/14 12:41	78-93-3	
Carbon disulfide	ND	ug/L	10.0	2.5	1		09/18/14 12:41	75-15-0	
Carbon tetrachloride	ND	ug/L	5.0	0.50	1		09/18/14 12:41	56-23-5	
Chlorobenzene	ND	ug/L	5.0	0.50	1		09/18/14 12:41	108-90-7	
Chloroethane	ND	ug/L	10.0	0.50	1		09/18/14 12:41	75-00-3	
Chloroform	ND	ug/L	5.0	0.50	1		09/18/14 12:41	67-66-3	
Chloromethane	ND	ug/L	10.0	0.50	1		09/18/14 12:41	74-87-3	
Dibromochloromethane	ND	ug/L	5.0	0.50	1		09/18/14 12:41	124-48-1	
1,1-Dichloroethane	ND	ug/L	2.4	0.50	1		09/18/14 12:41	75-34-3	
1,2-Dichloroethane	ND	ug/L	5.0	0.50	1		09/18/14 12:41	107-06-2	
1,1-Dichloroethene	**0.68J**	ug/L	5.0	0.50	1		09/18/14 12:41	75-35-4	
cis-1,2-Dichloroethene	**6.8**	ug/L	5.0	0.50	1		09/18/14 12:41	156-59-2	
trans-1,2-Dichloroethene	**1.2J**	ug/L	5.0	0.50	1		09/18/14 12:41	156-60-5	
1,2-Dichloropropane	ND	ug/L	5.0	0.50	1		09/18/14 12:41	78-87-5	
cis-1,3-Dichloropropene	ND	ug/L	1.0	0.50	1		09/18/14 12:41	10061-01-5	
trans-1,3-Dichloropropene	ND	ug/L	1.0	0.50	1		09/18/14 12:41	10061-02-6	
Ethylbenzene	ND	ug/L	5.0	0.50	1		09/18/14 12:41	100-41-4	
2-Hexanone	ND	ug/L	10.0	5.0	1		09/18/14 12:41	591-78-6	
Methylene chloride	ND	ug/L	5.0	0.50	1		09/18/14 12:41	75-09-2	
4-Methyl-2-pentanone (MIBK)	ND	ug/L	10.0	2.5	1		09/18/14 12:41	108-10-1	
Styrene	ND	ug/L	5.0	0.50	1		09/18/14 12:41	100-42-5	
1,1,2,2-Tetrachloroethane	ND	ug/L	1.0	0.50	1		09/18/14 12:41	79-34-5	
Tetrachloroethene	ND	ug/L	5.0	0.50	1		09/18/14 12:41	127-18-4	
Toluene	ND	ug/L	5.0	0.50	1		09/18/14 12:41	108-88-3	
1,1,1-Trichloroethane	ND	ug/L	5.0	0.50	1		09/18/14 12:41	71-55-6	
1,1,2-Trichloroethane	ND	ug/L	5.0	0.50	1		09/18/14 12:41	79-00-5	
Trichloroethene	**49.4**	ug/L	5.0	0.50	1		09/18/14 12:41	79-01-6	
Vinyl chloride	ND	ug/L	2.0	0.50	1		09/18/14 12:41	75-01-4	
Xylene (Total)	ND	ug/L	5.0	1.5	1		09/18/14 12:41	1330-20-7	
Surrogates									
4-Bromofluorobenzene (S)	100	%	80-120		1		09/18/14 12:41	460-00-4	
1,2-Dichloroethane-d4 (S)	96	%	80-120		1		09/18/14 12:41	17060-07-0	
Toluene-d8 (S)	98	%	80-120		1		09/18/14 12:41	2037-26-5	
Preservation pH	**1.0**		0.10	0.10	1		09/18/14 12:41		

This report shall not be reproduced, except in full,
without the written consent of Pace Analytical Services, Inc..

Pace Analytical Services, Inc.
9608 Loiret Blvd.
Lenexa, KS 66219
(913)599-5665

ANALYTICAL RESULTS

Project: WHIRLPOOL FT SMITH
Pace Project No.: 60178135

Sample: VP-1-SHALLOW-20140916 **Lab ID: 60178135005** Collected: 09/16/14 11:11 Received: 09/17/14 10:05 Matrix: Water

Parameters	Results	Units	Report Limit	MDL	DF	Prepared	Analyzed	CAS No.	Qual
8260 MSV	Analytical Method: EPA 5030B/8260								
Acetone	ND	ug/L	10.0	5.0	1		09/18/14 12:57	67-64-1	
Benzene	ND	ug/L	5.0	0.50	1		09/18/14 12:57	71-43-2	
Bromodichloromethane	ND	ug/L	5.0	0.50	1		09/18/14 12:57	75-27-4	
Bromoform	ND	ug/L	5.0	0.50	1		09/18/14 12:57	75-25-2	
Bromomethane	ND	ug/L	7.0	2.5	1		09/18/14 12:57	74-83-9	
2-Butanone (MEK)	ND	ug/L	10.0	5.0	1		09/18/14 12:57	78-93-3	
Carbon disulfide	ND	ug/L	10.0	2.5	1		09/18/14 12:57	75-15-0	
Carbon tetrachloride	ND	ug/L	5.0	0.50	1		09/18/14 12:57	56-23-5	
Chlorobenzene	ND	ug/L	5.0	0.50	1		09/18/14 12:57	108-90-7	
Chloroethane	ND	ug/L	10.0	0.50	1		09/18/14 12:57	75-00-3	
Chloroform	ND	ug/L	5.0	0.50	1		09/18/14 12:57	67-66-3	
Chloromethane	ND	ug/L	10.0	0.50	1		09/18/14 12:57	74-87-3	
Dibromochloromethane	ND	ug/L	5.0	0.50	1		09/18/14 12:57	124-48-1	
1,1-Dichloroethane	ND	ug/L	2.4	0.50	1		09/18/14 12:57	75-34-3	
1,2-Dichloroethane	ND	ug/L	5.0	0.50	1		09/18/14 12:57	107-06-2	
1,1-Dichloroethene	ND	ug/L	5.0	0.50	1		09/18/14 12:57	75-35-4	
cis-1,2-Dichloroethene	ND	ug/L	5.0	0.50	1		09/18/14 12:57	156-59-2	
trans-1,2-Dichloroethene	ND	ug/L	5.0	0.50	1		09/18/14 12:57	156-60-5	
1,2-Dichloropropane	ND	ug/L	5.0	0.50	1		09/18/14 12:57	78-87-5	
cis-1,3-Dichloropropene	ND	ug/L	1.0	0.50	1		09/18/14 12:57	10061-01-5	
trans-1,3-Dichloropropene	ND	ug/L	1.0	0.50	1		09/18/14 12:57	10061-02-6	
Ethylbenzene	ND	ug/L	5.0	0.50	1		09/18/14 12:57	100-41-4	
2-Hexanone	ND	ug/L	10.0	5.0	1		09/18/14 12:57	591-78-6	
Methylene chloride	ND	ug/L	5.0	0.50	1		09/18/14 12:57	75-09-2	
4-Methyl-2-pentanone (MIBK)	ND	ug/L	10.0	2.5	1		09/18/14 12:57	108-10-1	
Styrene	ND	ug/L	5.0	0.50	1		09/18/14 12:57	100-42-5	
1,1,2,2-Tetrachloroethane	ND	ug/L	1.0	0.50	1		09/18/14 12:57	79-34-5	
Tetrachloroethene	ND	ug/L	5.0	0.50	1		09/18/14 12:57	127-18-4	
Toluene	ND	ug/L	5.0	0.50	1		09/18/14 12:57	108-88-3	
1,1,1-Trichloroethane	ND	ug/L	5.0	0.50	1		09/18/14 12:57	71-55-6	
1,1,2-Trichloroethane	ND	ug/L	5.0	0.50	1		09/18/14 12:57	79-00-5	
Trichloroethene	ND	ug/L	5.0	0.50	1		09/18/14 12:57	79-01-6	
Vinyl chloride	ND	ug/L	2.0	0.50	1		09/18/14 12:57	75-01-4	
Xylene (Total)	ND	ug/L	5.0	1.5	1		09/18/14 12:57	1330-20-7	
Surrogates									
4-Bromofluorobenzene (S)	100	%	80-120		1		09/18/14 12:57	460-00-4	
1,2-Dichloroethane-d4 (S)	98	%	80-120		1		09/18/14 12:57	17060-07-0	
Toluene-d8 (S)	98	%	80-120		1		09/18/14 12:57	2037-26-5	
Preservation pH	**1.0**		0.10	0.10	1		09/18/14 12:57		

This report shall not be reproduced, except in full,
without the written consent of Pace Analytical Services, Inc..

Pace Analytical Services, Inc.
9608 Loiret Blvd.
Lenexa, KS 66219
(913)599-5665

ANALYTICAL RESULTS

Project: WHIRLPOOL FT SMITH
Pace Project No.: 60178135

Sample: SV-04D-20140916 **Lab ID: 60178135006** Collected: 09/16/14 13:15 Received: 09/17/14 10:05 Matrix: Water

Parameters	Results	Units	Report Limit	MDL	DF	Prepared	Analyzed	CAS No.	Qual
8260 MSV	Analytical Method: EPA 5030B/8260								
Acetone	ND	ug/L	10.0	5.0	1		09/18/14 11:53	67-64-1	
Benzene	ND	ug/L	5.0	0.50	1		09/18/14 11:53	71-43-2	
Bromodichloromethane	ND	ug/L	5.0	0.50	1		09/18/14 11:53	75-27-4	
Bromoform	ND	ug/L	5.0	0.50	1		09/18/14 11:53	75-25-2	
Bromomethane	ND	ug/L	7.0	2.5	1		09/18/14 11:53	74-83-9	
2-Butanone (MEK)	ND	ug/L	10.0	5.0	1		09/18/14 11:53	78-93-3	
Carbon disulfide	ND	ug/L	10.0	2.5	1		09/18/14 11:53	75-15-0	
Carbon tetrachloride	ND	ug/L	5.0	0.50	1		09/18/14 11:53	56-23-5	
Chlorobenzene	ND	ug/L	5.0	0.50	1		09/18/14 11:53	108-90-7	
Chloroethane	ND	ug/L	10.0	0.50	1		09/18/14 11:53	75-00-3	
Chloroform	ND	ug/L	5.0	0.50	1		09/18/14 11:53	67-66-3	
Chloromethane	ND	ug/L	10.0	0.50	1		09/18/14 11:53	74-87-3	
Dibromochloromethane	ND	ug/L	5.0	0.50	1		09/18/14 11:53	124-48-1	
1,1-Dichloroethane	ND	ug/L	2.4	0.50	1		09/18/14 11:53	75-34-3	
1,2-Dichloroethane	ND	ug/L	5.0	0.50	1		09/18/14 11:53	107-06-2	
1,1-Dichloroethene	ND	ug/L	5.0	0.50	1		09/18/14 11:53	75-35-4	
cis-1,2-Dichloroethene	ND	ug/L	5.0	0.50	1		09/18/14 11:53	156-59-2	
trans-1,2-Dichloroethene	ND	ug/L	5.0	0.50	1		09/18/14 11:53	156-60-5	
1,2-Dichloropropane	ND	ug/L	5.0	0.50	1		09/18/14 11:53	78-87-5	
cis-1,3-Dichloropropene	ND	ug/L	1.0	0.50	1		09/18/14 11:53	10061-01-5	
trans-1,3-Dichloropropene	ND	ug/L	1.0	0.50	1		09/18/14 11:53	10061-02-6	
Ethylbenzene	ND	ug/L	5.0	0.50	1		09/18/14 11:53	100-41-4	
2-Hexanone	ND	ug/L	10.0	5.0	1		09/18/14 11:53	591-78-6	
Methylene chloride	ND	ug/L	5.0	0.50	1		09/18/14 11:53	75-09-2	
4-Methyl-2-pentanone (MIBK)	ND	ug/L	10.0	2.5	1		09/18/14 11:53	108-10-1	
Styrene	ND	ug/L	5.0	0.50	1		09/18/14 11:53	100-42-5	
1,1,2,2-Tetrachloroethane	ND	ug/L	1.0	0.50	1		09/18/14 11:53	79-34-5	
Tetrachloroethene	ND	ug/L	5.0	0.50	1		09/18/14 11:53	127-18-4	
Toluene	ND	ug/L	5.0	0.50	1		09/18/14 11:53	108-88-3	
1,1,1-Trichloroethane	ND	ug/L	5.0	0.50	1		09/18/14 11:53	71-55-6	
1,1,2-Trichloroethane	ND	ug/L	5.0	0.50	1		09/18/14 11:53	79-00-5	
Trichloroethene	ND	ug/L	5.0	0.50	1		09/18/14 11:53	79-01-6	
Vinyl chloride	ND	ug/L	2.0	0.50	1		09/18/14 11:53	75-01-4	
Xylene (Total)	ND	ug/L	5.0	1.5	1		09/18/14 11:53	1330-20-7	
Surrogates									
4-Bromofluorobenzene (S)	99	%	80-120		1		09/18/14 11:53	460-00-4	
1,2-Dichloroethane-d4 (S)	97	%	80-120		1		09/18/14 11:53	17060-07-0	
Toluene-d8 (S)	97	%	80-120		1		09/18/14 11:53	2037-26-5	
Preservation pH	**1.0**		0.10	0.10	1		09/18/14 11:53		

This report shall not be reproduced, except in full,
without the written consent of Pace Analytical Services, Inc..

Pace Analytical Services, Inc.
9608 Loiret Blvd.
Lenexa, KS 66219
(913)599-5665

QUALITY CONTROL DATA

Project: WHIRLPOOL FT SMITH
Pace Project No.: 60178135

QC Batch: MSV/64480 Analysis Method: EPA 5030B/8260
QC Batch Method: EPA 5030B/8260 Analysis Description: 8260 MSV Water 10 mL Purge
Associated Lab Samples: 60178135001, 60178135002, 60178135003, 60178135004, 60178135005, 60178135006

METHOD BLANK: 1444829 Matrix: Water
Associated Lab Samples: 60178135001, 60178135002, 60178135003, 60178135004, 60178135005, 60178135006

Parameter	Units	Blank Result	Reporting Limit	Analyzed	Qualifiers
1,1,1-Trichloroethane	ug/L	ND	5.0	09/18/14 10:46	
1,1,2,2-Tetrachloroethane	ug/L	ND	1.0	09/18/14 10:46	
1,1,2-Trichloroethane	ug/L	ND	5.0	09/18/14 10:46	
1,1-Dichloroethane	ug/L	ND	2.4	09/18/14 10:46	
1,1-Dichloroethene	ug/L	ND	5.0	09/18/14 10:46	
1,2-Dichloroethane	ug/L	ND	5.0	09/18/14 10:46	
1,2-Dichloropropane	ug/L	ND	5.0	09/18/14 10:46	
2-Butanone (MEK)	ug/L	ND	10.0	09/18/14 10:46	
2-Hexanone	ug/L	ND	10.0	09/18/14 10:46	
4-Methyl-2-pentanone (MIBK)	ug/L	ND	10.0	09/18/14 10:46	
Acetone	ug/L	ND	10.0	09/18/14 10:46	
Benzene	ug/L	ND	5.0	09/18/14 10:46	
Bromodichloromethane	ug/L	ND	5.0	09/18/14 10:46	
Bromoform	ug/L	ND	5.0	09/18/14 10:46	
Bromomethane	ug/L	ND	7.0	09/18/14 10:46	
Carbon disulfide	ug/L	ND	10.0	09/18/14 10:46	
Carbon tetrachloride	ug/L	ND	5.0	09/18/14 10:46	
Chlorobenzene	ug/L	ND	5.0	09/18/14 10:46	
Chloroethane	ug/L	ND	10.0	09/18/14 10:46	
Chloroform	ug/L	ND	5.0	09/18/14 10:46	
Chloromethane	ug/L	ND	10.0	09/18/14 10:46	
cis-1,2-Dichloroethene	ug/L	ND	5.0	09/18/14 10:46	
cis-1,3-Dichloropropene	ug/L	ND	1.0	09/18/14 10:46	
Dibromochloromethane	ug/L	ND	5.0	09/18/14 10:46	
Ethylbenzene	ug/L	ND	5.0	09/18/14 10:46	
Methylene chloride	ug/L	ND	5.0	09/18/14 10:46	
Styrene	ug/L	ND	5.0	09/18/14 10:46	
Tetrachloroethene	ug/L	ND	5.0	09/18/14 10:46	
Toluene	ug/L	ND	5.0	09/18/14 10:46	
trans-1,2-Dichloroethene	ug/L	ND	5.0	09/18/14 10:46	
trans-1,3-Dichloropropene	ug/L	ND	1.0	09/18/14 10:46	
Trichloroethene	ug/L	ND	5.0	09/18/14 10:46	
Vinyl chloride	ug/L	ND	2.0	09/18/14 10:46	
Xylene (Total)	ug/L	ND	5.0	09/18/14 10:46	
1,2-Dichloroethane-d4 (S)	%	98	80-120	09/18/14 10:46	
4-Bromofluorobenzene (S)	%	100	80-120	09/18/14 10:46	
Toluene-d8 (S)	%	99	80-120	09/18/14 10:46	

Results presented on this page are in the units indicated by the "Units" column except where an alternate unit is presented to the right of the result.

This report shall not be reproduced, except in full,
without the written consent of Pace Analytical Services, Inc..

Pace Analytical Services, Inc.
9608 Loiret Blvd.
Lenexa, KS 66219
(913)599-5665

QUALITY CONTROL DATA

Project: WHIRLPOOL FT SMITH
Pace Project No.: 60178135

LABORATORY CONTROL SAMPLE: 1444830

Parameter	Units	Spike Conc.	LCS Result	LCS % Rec	% Rec Limits	Qualifiers
1,1,1-Trichloroethane	ug/L	20	19.1	95	80-121	
1,1,2,2-Tetrachloroethane	ug/L	20	20.9	104	73-124	
1,1,2-Trichloroethane	ug/L	20	20.8	104	80-120	
1,1-Dichloroethane	ug/L	20	18.9	95	77-120	
1,1-Dichloroethene	ug/L	20	17.3	87	78-126	
1,2-Dichloroethane	ug/L	20	18.3	91	77-123	
1,2-Dichloropropane	ug/L	20	19.3	97	80-121	
2-Butanone (MEK)	ug/L	100	94.8	95	52-145	
2-Hexanone	ug/L	100	102	102	57-139	
4-Methyl-2-pentanone (MIBK)	ug/L	100	98.9	99	71-131	
Acetone	ug/L	100	87.8	88	32-155	
Benzene	ug/L	20	18.8	94	80-120	
Bromodichloromethane	ug/L	20	20.3	101	80-120	
Bromoform	ug/L	20	20.7	104	73-124	
Bromomethane	ug/L	20	19.2	96	31-144	
Carbon disulfide	ug/L	20	18.7	94	65-125	
Carbon tetrachloride	ug/L	20	19.1	96	78-128	
Chlorobenzene	ug/L	20	19.9	99	80-120	
Chloroethane	ug/L	20	17.8	89	55-137	
Chloroform	ug/L	20	18.9	95	79-120	
Chloromethane	ug/L	20	19.6	98	22-138	
cis-1,2-Dichloroethene	ug/L	20	19.5	97	80-120	
cis-1,3-Dichloropropene	ug/L	20	20.3	101	80-120	
Dibromochloromethane	ug/L	20	19.4	97	80-120	
Ethylbenzene	ug/L	20	19.9	99	80-121	
Methylene chloride	ug/L	20	18.1	91	73-126	
Styrene	ug/L	20	20.8	104	80-120	
Tetrachloroethene	ug/L	20	19.1	95	80-121	
Toluene	ug/L	20	19.1	96	80-122	
trans-1,2-Dichloroethene	ug/L	20	17.3	86	79-121	
trans-1,3-Dichloropropene	ug/L	20	19.7	99	80-127	
Trichloroethene	ug/L	20	19.4	97	80-120	
Vinyl chloride	ug/L	20	16.7	83	59-120	
Xylene (Total)	ug/L	60	58.5	98	80-121	
1,2-Dichloroethane-d4 (S)	%			96	80-120	
4-Bromofluorobenzene (S)	%			101	80-120	
Toluene-d8 (S)	%			98	80-120	

Results presented on this page are in the units indicated by the "Units" column except where an alternate unit is presented to the right of the result.

This report shall not be reproduced, except in full,
without the written consent of Pace Analytical Services, Inc..

Pace Analytical Services, Inc.
9608 Loiret Blvd.
Lenexa, KS 66219
(913)599-5665

QUALIFIERS

Project: WHIRLPOOL FT SMITH
Pace Project No.: 60178135

DEFINITIONS

DF - Dilution Factor, if reported, represents the factor applied to the reported data due to changes in sample preparation, dilution of the sample aliquot, or moisture content.

ND - Not Detected at or above adjusted reporting limit.

J - Estimated concentration above the adjusted method detection limit and below the adjusted reporting limit.

MDL - Adjusted Method Detection Limit.

PQL - Practical Quantitation Limit.

RL - Reporting Limit.

S - Surrogate

1,2-Diphenylhydrazine (8270 listed analyte) decomposes to Azobenzene.

Consistent with EPA guidelines, unrounded data are displayed and have been used to calculate % recovery and RPD values.

LCS(D) - Laboratory Control Sample (Duplicate)

MS(D) - Matrix Spike (Duplicate)

DUP - Sample Duplicate

RPD - Relative Percent Difference

NC - Not Calculable.

SG - Silica Gel - Clean-Up

U - Indicates the compound was analyzed for, but not detected.

N-Nitrosodiphenylamine decomposes and cannot be separated from Diphenylamine using Method 8270. The result reported for each analyte is a combined concentration.

Pace Analytical is TNI accredited. Contact your Pace PM for the current list of accredited analytes.

TNI - The NELAC Institute.

BATCH QUALIFIERS

Batch: MSV/64480

[M5] A matrix spike/matrix spike duplicate was not performed for this batch due to insufficient sample volume.

This report shall not be reproduced, except in full,
without the written consent of Pace Analytical Services, Inc..

Pace Analytical Services, Inc.
9608 Loiret Blvd.
Lenexa, KS 66219
(913)599-5665

QUALITY CONTROL DATA CROSS REFERENCE TABLE

Project: WHIRLPOOL FT SMITH
Pace Project No.: 60178135

Lab ID	Sample ID	QC Batch Method	QC Batch	Analytical Method	Analytical Batch
60178135001	**TB20140916**	EPA 5030B/8260	MSV/64480		
60178135002	**VP-2-SHALLOW-20140916**	EPA 5030B/8260	MSV/64480		
60178135003	**VP-2-DEEP-20140916**	EPA 5030B/8260	MSV/64480		
60178135004	**VP-2-DEEP-20140916-DUP**	EPA 5030B/8260	MSV/64480		
60178135005	**VP-1-SHALLOW-20140916**	EPA 5030B/8260	MSV/64480		
60178135006	**SV-04D-20140916**	EPA 5030B/8260	MSV/64480		

This report shall not be reproduced, except in full,
without the written consent of Pace Analytical Services, Inc..

Pace Analytical
www.pacelabs.com

Sample Condition Upon Receipt

WO#: 60178135
60178135

Client Name: EIC

Optional
Proj Due Date:
Proj Name:

Courier: Fed Ex ☐ UPS ☐ USPS ☐ Client ☑ Commercial ☐ Pace ☐ Other ☐

Tracking #: _____ Pace Shipping Label Used? Yes ☐ No ☑

Custody Seal on Cooler/Box Present: Yes ☐ No ☑ Seals intact: Yes ☐ No ☑

Packing Material: Bubble Wrap ☐ Bubble Bags ☐ Foam ☑ None ☐ Other ☑ 2P/C

Thermometer Used: T-239 / T-194 **Type of Ice:** Wet Blue None ☐ Samples received on ice, cooling process has begun.
(circle one)

Cooler Temperature: 5-2

Temperature should be above freezing to 6°C

Date and initials of person examining contents: DW 9/17/14

Chain of Custody present:	☑Yes ☐No ☐N/A	1.	
Chain of Custody filled out:	☑Yes ☐No ☐N/A	2. VP-1- shallow Container time	
Chain of Custody relinquished:	☑Yes ☐No ☐N/A	3. is 12:20	
Sampler name & signature on COC:	☑Yes ☐No ☐N/A	4.	
Samples arrived within holding time:	☑Yes ☐No ☐N/A	5.	
Short Hold Time analyses (<72hr):	☐Yes ☑No ☐N/A	6.	
Rush Turn Around Time requested:	☑Yes ☐No ☐N/A	7. 2 Day	
Sufficient volume:	☑Yes ☐No ☐N/A	8.	
Correct containers used:	☑Yes ☐No ☐N/A		
Pace containers used:	☑Yes ☐No ☐N/A	9.	
Containers intact:	☑Yes ☐No ☐N/A	10.	
Unpreserved 5035A soils frozen w/in 48hrs?	☐Yes ☐No ☑N/A	11.	
Filtered volume received for dissolved tests?	☐Yes ☐No ☑N/A	12.	
Sample labels match COC: Includes date/time/ID/analyses Matrix: WT	☑Yes ☐No ☐N/A	13.	
All containers needing preservation have been checked.	☐Yes ☐No ☑N/A		
All containers needing preservation are found to be in compliance with EPA recommendation.	☐Yes ☐No ☑N/A	14.	
Exceptions: VOA, coliform, TOC, O&G, WI-DRO (water), Phenolics	☑Yes ☐No	Initial when completed	Lot # of added preservative
Trip Blank present: Pace Trip Blank lot # (if purchased): 063014-3	☑Yes ☐No ☐N/A	15.	
Headspace in VOA vials (>6mm):	☐Yes ☑No ☐N/A	16.	
Project sampled in USDA Regulated Area:	☐Yes ☐No ☑N/A	17. List State:	

Client Notification/ Resolution: Copy COC to Client? Y / N Field Data Required? Y / N

Person Contacted: _____ Date/Time: _____

Comments/ Resolution: _____

Project Manager Review: MW Date: 9/17/14

Pace Analytical
www.pacelabs.com

CHAIN-OF-CUSTODY / Analytical Request Document

The Chain-of-Custody is a LEGAL DOCUMENT. All relevant fields must be completed accurately.

Page: 1 of 1

Section A Required Client Information:

Company: ~~Environ Internation Corporation~~
Address: ~~2118 North Tyler Rd Bldg A Ste 101~~
~~Wichita, KS 67212~~
Email To: ~~[illegible]@environcorp.com~~
Phone: ~~316-445-7306~~ Fax:
Requested Due Date/TAT: 2 day

Section B Required Project Information:

Report To: ~~Michael Wilson~~ Wendy Stonestreet
Copy To: 7500 College Blvd Overland Park, KS 66215
Purchase Order No.:
Project Name: ~~Arkadelphia~~ Whirlpool Ft Smith
Project Number:

Section C Invoice Information:

Attention: ~~Michael Wilson~~ Tammy Gleason
Company Name: Same as Section A
Address: Same as Section A
Pace Quote Reference: tgleason@environcorp.com
Pace Project Manager: ~~Heather Wilson~~ Mary Jane Wells
Pace Profile #: ~~[illegible]~~

wstonestreet@environcorp.com

REGULATORY AGENCY

☐ NPDES ☐ GROUND WATER ☐ DRINKING WATER
☐ UST ☐ RCRA ☒ OTHER ADEG

Site Location STATE: AR

Section D Required Client Information

SAMPLE ID (A-Z, 0-9 / ,-) Sample IDs MUST BE UNIQUE

Valid Matrix Codes

MATRIX	CODE
DRINKING WATER	DW
WATER	WT
WASTE WATER	WW
PRODUCT	P
SOIL/SOLID	SL
OIL	OL
WIPE	WP
AIR	AR
OTHER	OT
TISSUE	TS

Requested Analysis Filtered (Y/N)

ITEM #	SAMPLE ID	MATRIX CODE (see valid codes to left)	SAMPLE TYPE (G=GRAB C=COMP)	COLLECTED Composite Start DATE	COLLECTED Composite Start TIME	COLLECTED Composite End/Grab DATE	COLLECTED Composite End/Grab TIME	SAMPLE TEMP AT COLLECTION	# OF CONTAINERS	Preservatives: Unpreserved	H_2SO_4	HNO_3	HCl	NaOH	$Na_2S_2O_3$	Methanol	Other	Analysis Test (Y/N): 8260 VOCs	Residual Chlorine (Y/N)	Pace Project No./ Lab I.D.
1	TB-20140916	WT	G	9/16/14	—	—	—		2				X					X		60178135 2D69H 01
2	VP-2-Shallow-20140916	WT	G	9/16/14	935	—	—		3				X					X		3D69H 02
3	VP-2-Deep-20140916	WT	G	9/16/14	1118	—	—		3				X					X		03
4	VP-2-Deep-20140916-Dup	WT	G	9/16/14	1118	—	—		3				X					X		04
5	VP-1-Shallow-20140916	WT	G	9/16/14	1118	—	—		3				X					X		05
6	SV-04D-20140916	WT	G	9/16/14	1315	—	—		1				X					X		10 69H 06
7																				
8																				
9																				
10																				
11																				
12																				

ADDITIONAL COMMENTS	RELINQUISHED BY / AFFILIATION	DATE	TIME	ACCEPTED BY / AFFILIATION	DATE	TIME	SAMPLE CONDITIONS			
Whirlpool Ft. Smith Project.	Wendy Stonestreet	9/17/14		[illegible]	9/17	1005	5.2	Y	N	Y
ENVIRON Internation Corp.										
913-553-5926										
816-718-1491										

SAMPLER NAME AND SIGNATURE

PRINT Name of SAMPLER: Wendy Stonestreet
SIGNATURE of SAMPLER: Wendy Stonestreet
DATE Signed (MM/DD/YY): 9/16/2014

Temp in °C | Received on Ice (Y/N) | Custody Sealed Cooler (Y/N) | Samples Intact (Y/N)

*Important Note: By signing this form you are accepting Pace's NET 30 day payment terms and agreeing to late charges of 1.5% per month for any invoices not paid within 30 days.

F-ALL-Q-020rev.08, 12-Oct-2007

Appendix B

Vapor Monitoring Port Field Notes and Weather History

2688° Sunny

Whirlpool, Ft Smith WES July 29, 2014 Wendy Stonestreet

930 - Both deep and shallow points at SV-1 have observable water in the lines. Attempted to clear lines by pumping with a peristaltic pump. As line appeared to clear, turned off the pump and reattached hand pump. Hand pump pulls additional water in both lines even after both lines appear clear. Switched back to peristaltic pump several times to confirm no more water would purge, yet hand pump pulled water. Purged approximately 1 gallon from both lines. Vacuum in line prevented pulling water for the collection of a sample.

1130 - MOB to boiler room to calibrate equipment to sample wells. See Cal. Sheet.

1230 - MOB to MW-35R and set up on well. Noted that conductivity is very high indicating that the persulfate in the well is very high. Conductivity was greater than 14,000 uS/cm. Since sample bottles for wells with persulfate were not available, MOB to

Sunny 88°

Whirlpool, Ft Smith WES Wendy S. July 29, 2014

IW-72.

1340 - Set up at well IW-72

1400 - Began purge.

- Stabilize parameters.

1520 - Take sample at IW-72-201407

1600 - Picked up samples from samplers and MOB to Boiler room to begin packing cooler and fill out COC.

1830 - MOB to FedEx to drop off samples and send to laboratory

1900 - Return to Site to pick up vehicle.

1915 - ENVIRON off site

Wendy Stonestreet

Cloudy 69°

Whirlpool Ft Smith WES July 30, 2014

6:30 - Arrive on site
- Calibrate equipmet. See Cal. Sheet.
- Conduct Health and Safety meeting and distribute Well assignments. On site: Nick Z., Victoria S., Lucy M., Lucy S. Tamara H.K., Micky S., & Josh M.

800 - MOB to MW-35R
- Set up at well.
- Parameters were high due to persulfate in wells. Conductively 20,000 pH - 12.11. Persulfate >20,000.

935 - Took sample MW-35R-201407

1040 - MOB to MW-28 Twes

11:00 - Began purge.
- Stabilize parameters

1155 - Took sample MW-27-201407

1240 - Went to store to grab snack

1250 - MOB to MW-28
- Set up at well

1300 - Began purge.
- Stabilize well

1355 - Took sample MW-28-201407

1410 - MOB to see M. Shetty to see if he could take a duplicate sample. M. Shetty stated he was collecting

70°F Cloudy

Whirlpool Ft. Smith WES July 30, 2014

one already

15:00 MOB to Nick Z. at MW-7 to give duplicate sample bottles.

1520 - Helped Lucy M. install new tubing in well.

1525 MOB to ITMW-16.
- Set up at well

1530 - Begin purge.
- Mike Eddings and Nick Z. visited well to discuss sampling.

1615 - M. Eddings and Nick Z. departed well area.
- Well stabilized
- Took persulfate reading Below 100.

1620 - Took sample at well ITMW-16-201407

17:25 - Collected Equipment Blank EB-2-201407

1800 - Packed Coolers and filled out COC.

1830 - Courier arrived and gave up custody of coolers.

1810 - ENVIRON off site.

Wendy Strawn

« Previous Month	« 2013	July 2014			2015 »	Next Month »
Sunday	**Monday**	**Tuesday**	**Wednesday**	**Thursday**	**Friday**	**Saturday**
		1 **Actual:** 94 | 73 Precip: 0.03 **Average:** 92 | 71 Precip: 0.13	2 **Actual:** 88 | 71 Precip: 0.03 **Average:** 92 | 71 Precip: 0.12	3 **Actual:** 86 | 63 Precip: 0.00 **Average:** 92 | 71 Precip: 0.12	4 **Actual:** 87 | 66 Precip: 0.00 **Average:** 92 | 71 Precip: 0.12	5 **Actual:** 88 | 67 Precip: 0.00 **Average:** 92 | 71 Precip: 0.12
6 **Actual:** 92 | 69 Precip: 0.00 **Average:** 92 | 71 Precip: 0.11	7 **Actual:** 95 | 73 Precip: 0.00 **Average:** 92 | 71 Precip: 0.11	8 **Actual:** 97 | 73 Precip: 0.41 **Average:** 92 | 71 Precip: 0.11	9 **Actual:** 87 | 73 Precip: 0.02 **Average:** 93 | 71 Precip: 0.11	10 **Actual:** 84 | 71 Precip: 0.48 **Average:** 93 | 72 Precip: 0.11	11 **Actual:** 93 | 70 Precip: 0.00 **Average:** 93 | 72 Precip: 0.11	12 **Actual:** 95 | 74 Precip: 0.00 **Average:** 93 | 72 Precip: 0.11
13 **Actual:** 95 | 73 Precip: 0.00 **Average:** 93 | 72 Precip: 0.10	14 **Actual:** 92 | 74 Precip: 0.01 **Average:** 93 | 72 Precip: 0.10	15 **Actual:** 83 | 66 Precip: 0.00 **Average:** 93 | 72 Precip: 0.09	16 **Actual:** 81 | 59 Precip: 0.18 **Average:** 93 | 72 Precip: 0.11	17 **Actual:** 69 | 61 Precip: 0.26 **Average:** 93 | 72 Precip: 0.10	18 **Actual:** 73 | 61 Precip: 0.00 **Average:** 93 | 72 Precip: 0.10	19 **Actual:** 82 | 62 Precip: 0.00 **Average:** 93 | 72 Precip: 0.10
20 **Actual:** 84 | 64 Precip: 0.00 **Average:** 93 | 72 Precip: 0.10	21 **Actual:** 90 | 66 Precip: 0.00 **Average:** 94 | 72 Precip: 0.10	22 **Actual:** 93 | 71 Precip: 0.00 **Average:** 94 | 72 Precip: 0.10	23 **Actual:** 96 | 70 Precip: 0.30 **Average:** 94 | 72 Precip: 0.10	24 **Actual:** 87 | 67 Precip: 0.00 **Average:** 94 | 72 Precip: 0.10	25 **Actual:** 92 | 71 Precip: 0.00 **Average:** 94 | 72 Precip: 0.10	26 **Actual:** 96 | 73 Precip: 0.00 **Average:** 94 | 72 Precip: 0.10
27 **Actual:** 98 | 75 Precip: 0.00 **Average:** 94 | 72 Precip: 0.11	28 **Actual:** 90 | 71 Precip: 0.00 **Average:** 94 | 72 Precip: 0.10	29 **Actual:** 90 | 65 Precip: 0.00 **Average:** 94 | 72 Precip: 0.10	30 **Actual:** 74 | 69 Precip: 0.77 **Average:** 94 | 72 Precip: 0.11	31 **Actual:** 73 | 67 Precip: 0.19 **Average:** 94 | 72 Precip: 0.10		

Month Precipitation - Actual month total: **2.68** Normal month total: **3.30**

Calendar Key

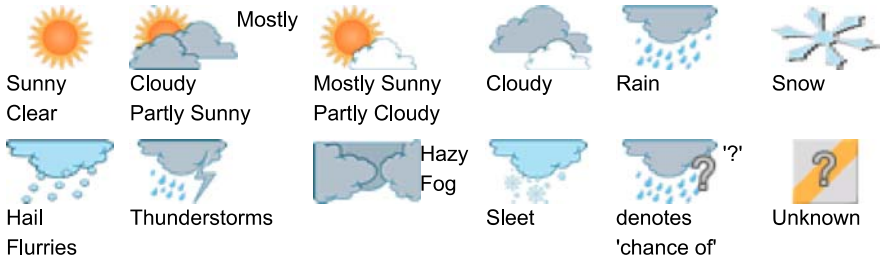

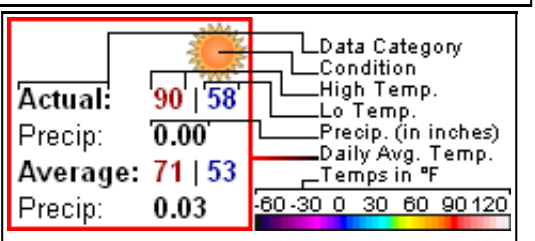

Powered by Weather Underground, Inc.

70°F Clear WKS

Whirlpool, Fort Smith, Arkansas Sept. 9, 2014

6:30 - Onsite - Check SV-1 for water.

7:30 - Begin to get sample bottles together for sampling. Pack vehicle with sampling bottles, cooler & equipment.

8:30 - Calibrate YSI. Filled cooler with ice.

8:48 - David Gillespie of ADEQ on site.

9:00 - MOB to SV-2

9:15 - Begun purge SV-2 Shallow. Very slow water.

9:38 - Took sample Shallow SV-2-Shallow

- Begin to purge SV-2-Deep. Flow through cell has bad O ring. Fixed flow through.

10:10 - Took Grab sample SV-2-Deep

- Hooked up YSI to try and stabilize well.
- Well stabilized.
- Purged approximately 3 liters.

11:18 - Took Sample VP-2-Deep-20140916 and DUP.

1200 - MOB to SV-1.

- Hooked up pump to Shallow point.

1220 - Take grab at SV-1-Shallow-20140916

- We were only able to fill two VOAs due to lack of volume.

1245 - Attempted to collect sample at deep point.

~~13:15 - Take grab at SV-04D~~ WKS

- at SV-21. Deep point contains no

Wendy Stewart

83° Sunny WKS

Whirlpool, Fort Smith, Arkansas Sept. 9, 2014

- water.

1300 - Moved to SV-03/04.

- Attempted to take sample from the shallow point - SV-03. The point contains no water.

1315 - Hooked up pump to SV-04 which is the deep point.

1315 - Collected sample from SV-04D-20140916.

- Only collected one VOA due to lack of water in the line.

1430 - David Gillespie off-site.

- MOB to Boiler Room on Whirlpool site to fill out COC and prepare cooler for transport.

1500 - Cleaned up calibration table and locked Boiler Room.

1515 - ENVIRON off site.

Wendy Stewart

ENVIRON - GROUND WATER SAMPLING LOG

PROJECT NUMBER: 3434399A | **WELL NUMBER:** SV-2-Deep

PROJECT NAME: Whirlpool, Ft. Smith, Arkansas

WELL PURGE DATA

Date	9/16/2014	Well Construction	Perm. Vapor Point. 3/16" ID x 1/4" OD plastic tubing
Time	1050	Total Volume Purged (gal)	3 Liters
Sampler	WES	Pump is set at (ft)	NA
Water Level (ft)	NA	Well Measurement Technique	Electronic Water Level Meter
Total Depth (ft)	Deep Vapor Point ~9ft	Well Purge Equipment	Peristaltic Pump
Screen Length (ft)	NA		

FIELD PARAMETERS

Purge Time (5 min Δ)	DTW Feet (± 0.1)	Temp °C (±1)	Spec Cond µS/cm (± 3%)	DO mg/L (± 10%)	pH (±0.1)	ORP mV (± 10)	Turbidity NTUs (± 10% or < 10 NTU)	Flow (mL/min, ≤100)
1055	-	30.10	82	0.34	5.31	-152.0	-	100
1100	-	30.27	78	0.28	5.30	-172.4	-	100
1100	-	30.41	74	0.21	5.28	-209.0	-	100
1105	-	30.38	73	0.20	5.28	-211.3	-	100
1110	-	30.41	73	0.21	5.27	-217.0	-	100
1115	-	30.48	72	0.19	5.26	-220.4	-	100

SAMPLE COLLECTION DATA

Date: 9/16/2014	Odor: NONE
Time: 1118	Color: CLEAR

ANALYSES

# of Containers	Size/Type	Preservative	Analysis	Result
3	40 mL VOA	Hydrochloric (HCL)	VOCs	--
3	40 mL VOA	None	Chloroethanol	--
2	40 mL VOA	Trisodium Phosphate	Volatile Fatty Acids	--
2	40 mL VOA	None	Ethene, Ethane, Methane Acetylene	--
1	250 mL Plastic	None	Sulfate, Alkalinity, Chloride	--
1	250 mL Plastic	NaOH and zinc acetate	Sulfide	--
1	250 mL Plastic	Nitric (HNO3)	Metals (Mn, Fe)	--
1	250 mL Plastic	Sulfuric (H2SO4)	Phosphate, Ammonia, Nitrate and Nitrite	--
1	250 mL Glass (amber)	Sulfuric (H2SO4)	TOC	--
1	1L Plastic	None	DHC, Vinyl Chloride Reductase	--
1	Glass Septa	None	Hydrogen	--
1	Hach Ampule	None	Ferrous Iron	NA

WEATHER

Sunny Cloudy Partly Cloudy

Wind Direction: SW

Wind Speed (mph) 0-10 10-25 >25

Temperature: 77°

COMMENTS

- Well water is clear and does not appear to have air bubbles in line.

« Previous Month | « 2013 | **September 2014** | 2015 » | Next Month »

Sunday	Monday	Tuesday	Wednesday	Thursday	Friday	Saturday
	1 Actual: 94 | 75 Precip: 0.00 Average: 91 | 68 Precip: 0.11	2 Actual: 79 | 69 Precip: 1.21 Average: 91 | 68 Precip: 0.12	3 Actual: 92 | 69 Precip: 0.00 Average: 90 | 67 Precip: 0.13	4 Actual: 95 | 75 Precip: 0.00 Average: 90 | 67 Precip: 0.12	5 Actual: 96 | 72 Precip: 0.00 Average: 90 | 67 Precip: 0.12	6 Actual: 84 | 71 Precip: 0.91 Average: 89 | 66 Precip: 0.13
7 Actual: 84 | 68 Precip: 0.00 Average: 89 | 66 Precip: 0.13	8 Actual: 88 | 72 Precip: 0.00 Average: 88 | 66 Precip: 0.12	9 Actual: 93 | 72 Precip: 0.00 Average: 88 | 65 Precip: 0.14	10 Actual: 97 | 71 Precip: 1.17 Average: 88 | 65 Precip: 0.13	11 Actual: 75 | 69 Precip: 1.68 Average: 87 | 64 Precip: 0.13	12 Actual: 69 | 58 Precip: 0.18 Average: 87 | 64 Precip: 0.14	13 Actual: 66 | 57 Precip: 0.00 Average: 86 | 64 Precip: 0.14
14 Actual: 78 | 55 Precip: T Average: 86 | 63 Precip: 0.14	15 Actual: 79 | 65 Precip: 0.03 Average: 86 | 63 Precip: 0.14	16 Actual: 86 | 66 Precip: T Average: 85 | 62 Precip: 0.14	17 Actual: 86 | 68 Precip: 1.70 Average: 85 | 62 Precip: 0.13	18 Actual: 84 | 67 Precip: 0.00 Average: 84 | 61 Precip: 0.14	19 Actual: 85 | 69 Precip: 0.00 Average: 84 | 61 Precip: 0.13	20 Actual: 90 | 68 Precip: 0.00 Average: 84 | 60 Precip: 0.14
21 Actual: 85 | 61 Precip: 0.02 Average: 83 | 60 Precip: 0.14	22 Actual: 79 | 56 Precip: 0.00 Average: 83 | 60 Precip: 0.15	23 Actual: 78 | 54 Precip: 0.00 Average: 82 | 59 Precip: 0.14	24 Actual: 82 | 52 Precip: 0.00 Average: 82 | 59 Precip: 0.15	25 Actual: 84 | 55 Precip: 0.00 Average: 82 | 58 Precip: 0.15	26 Actual: 84 | 59 Precip: 0.00 Average: 81 | 58 Precip: 0.15	27 Actual: 85 | 60 Precip: 0.00 Average: 81 | 57 Precip: 0.14
28 Actual: 85 | 61 Precip: 0.00 Average: 81 | 57 Precip: 0.14	29 Actual: 87 | 62 Precip: 0.00 Average: 80 | 57 Precip: 0.14	30 Actual: 84 | 61 Precip: 0.00 Average: 80 | 56 Precip: 0.13				

Month Precipitation - Actual month total: **6.90** Normal month total: **4.05**

Calendar Key

Sunny Clear | Mostly Cloudy Partly Sunny | Mostly Sunny Partly Cloudy | Cloudy | Rain | Snow

Hail Flurries | Thunderstorms | Hazy Fog | Sleet | '?' denotes 'chance of' | Unknown

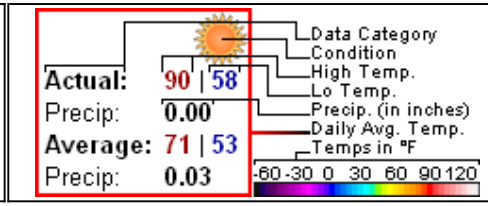

Powered by Weather Underground, Inc.

Appendix C

Risk Calculations and Input Parameters

Contents:

C.1 Toxicity Values
C.2 Physical and Chemical Properties

C.3 Soil Moisture Profile for Residential Building (Slab-on-Grade) for Groundwater Risk Calculations
C.4 Normalized Indoor Air Concentration in a Residential Building (Slab-on-Grade) due to Vapor Intrusion from Groundwater
C.5 Cancer Risk and Hazard Index Calculations for Vapor Intrusion into a Residential Building (Slab-on-Grade) from Groundwater in Offsite Wells
C.6 Cancer Risk and Hazard Index Calculations for Vapor Intrusion into a Residential Building (Slab-on-Grade) from Groundwater at MW-71
C.7 Cancer Risk and Hazard Index Calculations for Vapor Intrusion into a Residential Building (Slab-on-Grade) from Groundwater at MW-33

C.8 Soil Moisture Profile for Residential Building (Slab-on-Grade) for Soil Vapor Monitoring Point Water Risk Calculations
C.9 Normalized Indoor Air Concentration in a Residential Building (Slab-on-Grade) due to Vapor Intrusion from Water at the Onsite Soil Vapor Monitoring Point
C.10 Cancer Risk and Hazard Index Calculations for Intrusion into a Residential Building (Slab-on-Grade) from Water at the Onsite Soil Vapor Monitoring Point

Attachment C.1: Toxicity Values
Whirlpool, Fort Smith, Arkansas

Chem Group	Chemical	CASRN	Cancer Classification			ADAF			URF $(mg/m^3)^{-1}$			RfC (mg/m^3)			
			Group	Ref	Note	Y/N	f_{oral}	f_{inh}	Value	Ref	Notes	Value	UF	Ref	Notes
VOC	Acetone	67-64-1	ID	1		N						3.1E+01	100	129	111
VOC	Bromodichloromethane	75-27-4	B2	1		N								126	90
VOC	Bromoform	75-25-2	B2	1		N			1.1E-03	1				126	90
VOC	Bromomethane	74-83-9	ID	126		N						5.0E-03	100	1	
VOC	Chloromethane	74-87-3	D	1		N						9.0E-02	1,000	1	
VOC	Dibromochloromethane	124-48-1	C	1		N								126	90
VOC	1,1-Dichloroethene	75-35-4	C	1		N						2.0E-01	30	1	
VOC	cis-1,2-Dichloroethene	156-59-2	ID	1		N								1	90
VOC	trans-1,2-Dichloroethene	156-60-5	ID	1		N								1	90
VOC	Trichloroethene	79-01-6	HC	1		Y	0.202	0.244	4.1E-03	1	159	2.0E-03	100	1	
VOC	Vinyl Chloride	75-01-4	A	1		N			4.4E-03	1	79	1.0E-01	30	1	

References

	Toxicity values were selected following the hierarchy of sources defined by USEPA (Human Health Toxicity Values in Superfund Risk Assessment, 2003), as discussed in Appendix A, Section 4 of the ADEQ-approved Revised Risk Management Plan, which was used as the basis for the ADEQ Remedial Action Decision. Values are current as of March 5, 2014.
1	USEPA. Integrated Risk Information System (IRIS). On-line database.
126	Provisional Peer Reviewed Toxicity Values for Superfund (PPRTV) Database.
129	ATSDR. 2013. Minimal Risk Levels. March.

Notes:

79	For evaluating partial lifetime exposures that include early-life exposure, the unit risk factor is also used in risk calculations that do not prorate the early-life exposure, per USEPA's May 2000 Toxicological Review.
90	Inadequate data exist to derive a toxicity value, according to the indicated reference.
111	Value as published is an MRL in the indicated reference.
159	Because the chemical has a mutagenic mode of action according to USEPA, the SF and URF are adjusted by the following age-dependent adjustment factors (ADAFs) before use: 10 for ages 0 to 2; 3 for ages 2 to 16; and 1 for ages 16 and older (USEPA 2005).

Attachment C.2: Physical and Chemical Properties
Whirlpool, Fort Smith, Arkansas

Chem Group	Chemical	CASRN	H (unitless)			D_{air} (m^2/d)		D_{water} (m^2/d)		HENRY Ref Temp (°C)
			Value	Adjusted	Ref	Value	Ref	Value	Ref	Value
VOC	Acetone	67-64-1	1.6E-03	1.1E-03	44	1.1E+00	44	9.8E-05	44	2.5E+01
VOC	Bromodichloromethane	75-27-4	6.6E-02	4.5E-02	44	2.6E-01	44	9.2E-05	44	2.5E+01
VOC	Bromoform	75-25-2	2.2E-02	1.3E-02	44	1.3E-01	44	8.9E-05	44	2.5E+01
VOC	Bromomethane	74-83-9	2.6E-01	2.0E-01	44	6.3E-01	44	1.0E-04	44	2.5E+01
VOC	Chloromethane	74-87-3	3.6E-01	3.3E-01	50.1	1.1E+00	69	5.6E-05	69	2.0E+01
VOC	Dibromochloromethane	124-48-1	3.2E-02	2.4E-02	44	1.7E-01	44	9.1E-05	44	2.5E+01
VOC	1,1-Dichloroethene	75-35-4	1.1E+00	8.1E-01	44	7.8E-01	44	9.0E-05	44	2.5E+01
VOC	cis-1,2-Dichloroethene	156-59-2	1.7E-01	1.2E-01	44	6.4E-01	44	9.8E-05	44	2.5E+01
VOC	trans-1,2-Dichloroethene	156-60-5	3.9E-01	2.8E-01	44	6.1E-01	44	1.0E-04	44	2.5E+01
VOC	Trichloroethene	79-01-6	4.2E-01	2.9E-01	44	6.8E-01	44	7.9E-05	44	2.5E+01
VOC	Vinyl Chloride	75-01-4	1.1E+00	9.0E-01	44	9.2E-01	44	1.1E-04	71	2.5E+01

References:

	Physical and chemical parameters were selected following the hierarchy of sources used by USEPA (Soil Screening Guidance: Technical Background Document, 1996), as discussed in Appendix A, Section 54 of the ADEQ-approved Revised Risk Management Plan, which was used as the basis for the ADEQ Remedial Action Decision.
44	USEPA. 1996. Soil Screening Guidance: Technical Background Document and User Guide. Office of Emergency and Remedial Response. EPA/540/R-95/128. May.
50.1	USEPA. 1997. Superfund Chemical Data Matrix (SCDM). Office of Emergency and Remedial Response. September 12.
69	USEPA. 2004. WATER9. Version 2.0.0. Office of Air Quality Planning and Standards. July.
71	USEPA. 2002. Supplemental Guidance for Developing Soil Screening Levels for Superfund Sites. Office of Solid Waste and Emergency Response. OSWER 9355.4-24. December.

Appendix C.3: Soil Moisture Profile for Residential Building (Slab on Grade) for Groundwater Risk Calculations
Whirlpool, Fort Smith, Arkansas

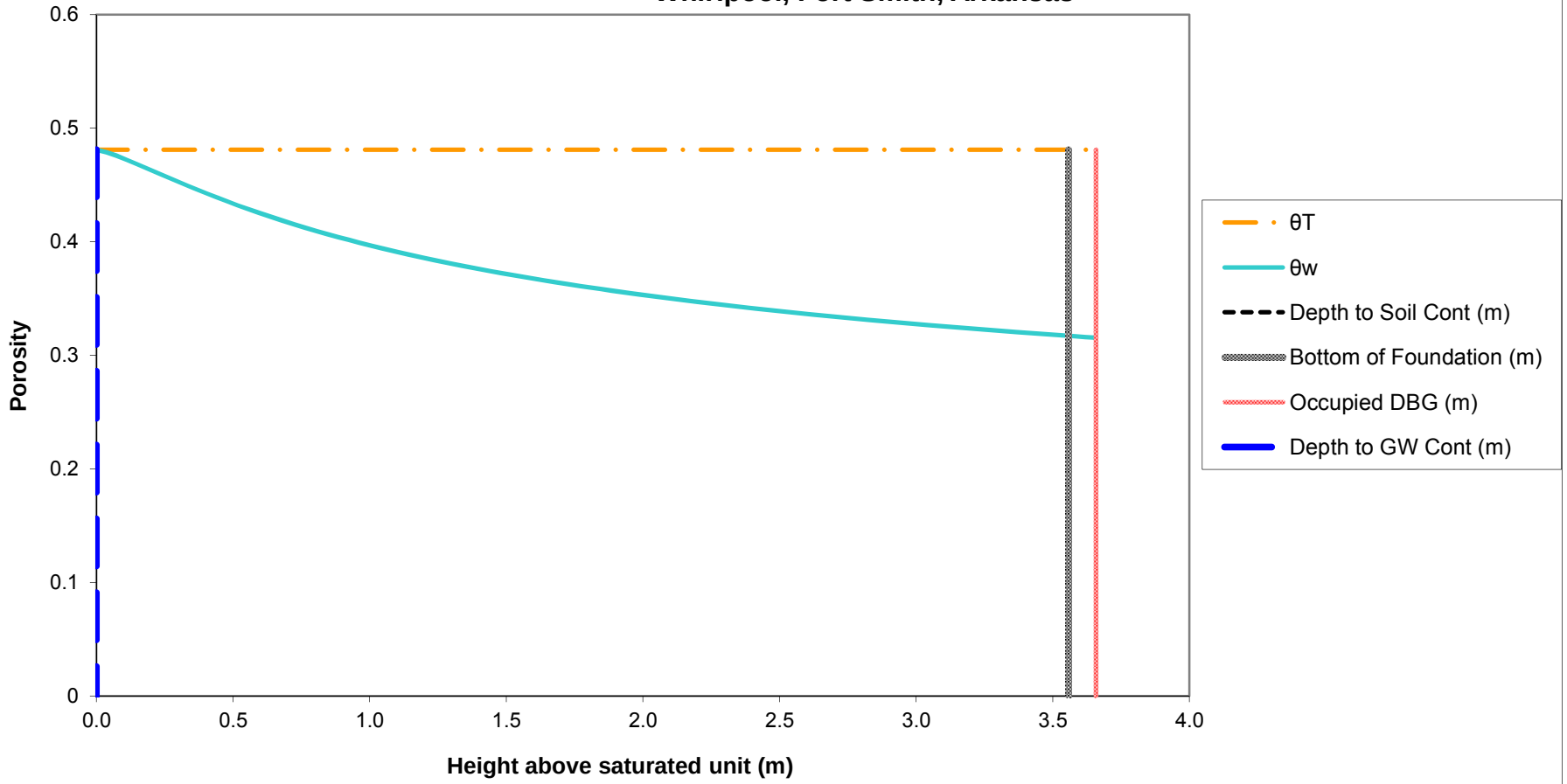

Notes:
The soil-water profile in the vadose zone is estimated using the van Genuchten soil-water retention equation with default water retention parameters appropriate for silt clay, as discussed in Appendix A, Section 3.3.1 of the ADEQ-approved Revised Risk Management Plan, which was used as the basis for the ADEQ Remedial Action Decision.

Attachment C.4: Normalized Indoor Air Concentration in a Residential Building (Slab on Grade) due to Vapor Intrusion from Groundwater
Whirlpool, Fort Smith, Arkansas

Chem Group	Chemical	CASRN	D_{air} (m^2/day)	D_{water} (m^2/day)	H (unitless)	D_{crack} (m^2/day)	D_{eff}^T (m^2/day)	α_{soil}	α_{slab}	α_∞	C_{bldg} (L-water/m^3)
VOC	Acetone	67-64-1	1.07E+00	9.85E-05	1.14E-03	1.72E-01	1.87E-02	6.80E-02	2.73E-03	1.86E-04	2.12E-04
VOC	Bromodichloromethane	75-27-4	2.57E-01	9.16E-05	4.45E-02	4.13E-02	1.07E-03	4.17E-03	2.73E-03	1.14E-05	5.07E-04
VOC	Bromoform	75-25-2	1.29E-01	8.90E-05	1.34E-02	2.07E-02	1.64E-03	6.37E-03	2.73E-03	1.74E-05	2.33E-04
VOC	Bromomethane	74-83-9	6.29E-01	1.05E-04	2.01E-01	1.01E-01	7.43E-04	2.89E-03	2.73E-03	7.90E-06	1.59E-03
VOC	Chloromethane	74-87-3	1.09E+00	5.62E-05	3.33E-01	1.75E-01	4.61E-04	1.80E-03	2.73E-03	4.90E-06	1.63E-03
VOC	Dibromochloromethane	124-48-1	1.69E-01	9.07E-05	2.38E-02	2.72E-02	1.27E-03	4.94E-03	2.73E-03	1.35E-05	3.21E-04
VOC	1,1-Dichloroethene	75-35-4	7.78E-01	8.99E-05	8.10E-01	1.25E-01	3.12E-04	1.22E-03	2.73E-03	3.32E-06	2.69E-03
VOC	cis-1,2-Dichloroethene	156-59-2	6.36E-01	9.76E-05	1.19E-01	1.02E-01	9.72E-04	3.78E-03	2.73E-03	1.03E-05	1.22E-03
VOC	trans-1,2-Dichloroethene	156-60-5	6.11E-01	1.03E-04	2.81E-01	9.81E-02	5.96E-04	2.32E-03	2.73E-03	6.35E-06	1.79E-03
VOC	Trichloroethene	79-01-6	6.83E-01	7.86E-05	2.88E-01	1.10E-01	5.23E-04	2.04E-03	2.73E-03	5.57E-06	1.60E-03
VOC	Vinyl Chloride	75-01-4	9.16E-01	1.06E-04	9.00E-01	1.47E-01	3.44E-04	1.34E-03	2.73E-03	3.66E-06	3.30E-03

Notes:	Crack Soil and Building Characteristics			Crack Soil
	SCS Soil texture class			Sand
	Bulk density	kg/L	ρ_b	1.66
	Total porosity	L/L-soil	θ_T	0.375
	Water-filled porosity	L/L-soil	θ_w	0.054
	Air-filled porosity	L/L-soil	θ_a	0.321
	Residual saturation	L/L-soil	θ_r	0.053
	Hydraulic conductivity	cm/s	K	7.4E-03
	Dynamic viscosity of water	g/cm-s	μ_w	0.01307
	Density of water	g/cm^3	ρ_w	1.0
	Gravitational acceleration	cm/s^2	g	980.7
	Intrinsic permeability	cm^2	k	9.9E-08
	Relative saturation	unitless	S_e	0.004
	van Genuchten N	unitless	N	3.177
	van Genuchten M	unitless	M	0.685
	Relative air permeability	unitless	k_{rg}	0.998
	Permeability to vapor	cm^2	k_v	9.89E-08
	Distance from building foundation to source	m	L_{T-gw}	3.56
	Bldg foundation thickness	m	L_{crack}	0.1
	Bldg foundation length	m		10.00
	Bldg foundation width	m		10.00
	Bldg occupied height	m		2.44
	Bldg occupied volume	m^3		244.00
	Occupied depth below ground	m		0.0
	Bldg area for vapor intrusion	m^2	A_B	100.0
	Ratio of A_{crack} to A_B		η	4E-04
	Area of cracks	m^2	A_{crack}	4E-02
	Air exchange rate	$hour^{-1}$	ach	0.45
	Building ventilation rate	m^3/day	Q_{bldg}	2.64E+03
	Pressure difference between outdoors-indoors	kg/m-s^2	ΔP	1.0
	Viscosity of air	kg/m-s	μ_a	1.8E-05
	Crack length (bldg perimeter)	m	X_{crack}	40
	Crack depth below ground	m	Z_{crack}	0.10
	Crack radius	m	r_{crack}	1E-03
	Soil gas flow rate into bldg	m^3/day	Q_{soil}	7.20

Indoor air concentrations resulting from groundwater vapor intrusion into a building are estimated using the relationships described by Johnson and Ettinger (Heuristic model for predicting the intrusion rate of contaminant vapors into buildings, 1991), which USEPA recommends for screening level calculations, as discussed in Appendix A, Section 3.3.1 of the ADEQ-approved Revised Risk Management Plan, which was used as the basis for the ADEQ Remedial Action Decision.

The effective diffusion term DeffT is calculated based on a silty clay soil, as discussed in Appendix A, Section 3.3.1 of the ADEQ-approved Revised Risk Management Program.

Attachment C.5: Cancer Risk and Hazard Index Calculations for Vapor Intrusion into a Residential Building (Slab on Grade) from Groundwater in Off-Site Wells
Whirlpool, Fort Smith, Arkansas

							Cancer				Noncancer	
Chem Group	**Chemical**	**CASRN**	**Carc Class**	**ADAF**	**C_{gw}** (mg/L)	**C_{air}** (mg/m^3)	**URF** (m^3/mg)	**f_{inh}**	**Risk**		**RfC** (mg/m^3)	**HQ**
VOC	Acetone	67-64-1	ID	N	5.89E-01	1.25E-04					3.1E+01	3.9E-06
VOC	Bromodichloromethane	75-27-4	B2	N	7.40E-04	3.75E-07						
VOC	Bromoform	75-25-2	B2	N	3.69E-02	8.58E-06	1.1E-03		3.9E-09			
VOC	Bromomethane	74-83-9	ID	N	4.87E-02	7.74E-05					5.0E-03	1.5E-02
VOC	Chloromethane	74-87-3	D	N	1.08E-02	1.76E-05					9.0E-02	1.9E-04
VOC	Dibromochloromethane	124-48-1	C	N	2.40E-03	7.71E-07						
VOC	1,1-Dichloroethene	75-35-4	C	N	2.50E-03	6.73E-06					2.0E-01	3.2E-05
VOC	cis-1,2-Dichloroethene	156-59-2	ID	N	1.97E-02	2.41E-05						
VOC	trans-1,2-Dichloroethene	156-60-5	ID	N	4.40E-03	7.86E-06						
VOC	Trichloroethene	79-01-6	HC	Y	5.18E-01	8.31E-04	4.1E-03	0.244	1.9E-06		2.0E-03	4.0E-01
VOC	Vinyl Chloride	75-01-4	A	N	7.60E-04	2.51E-06	4.4E-03		1.6E-08		1.0E-01	2.4E-05
							Cumulative Risk:		2E-06		**HI:**	4E-01

Note:

f_{inh} is the fraction of the inhalation toxicity value that USEPA identified as having a mutagenic mode of action.

Only VOCs detected in the 3rd Quarter 2014 off-site groundwater samples are shown.

Residential risks were calculated assuming residents could be exposed to soil vapor intrusion into indoor air for 24 hours per day and 350 days per year for 30 years.

Attachment C.6: Cancer Risk and Hazard Index Calculations for Vapor Intrusion into a Residential Building (Slab on Grade) from Groundwater at MW-71
Whirlpool, Fort Smith, Arkansas

							Cancer				Noncancer	
Chem Group	**Chemical**	**CASRN**	**Carc Class**	**ADAF**	**C_{gw}** (mg/L)	**C_{air}** (mg/m^3)	**URF** (m^3/mg)	**f_{inh}**	**Risk**		**RfC** (mg/m^3)	**HQ**
VOC	1,1-Dichloroethene	75-35-4	C	N	1.70E-03	4.57E-06					2.0E-01	2.2E-05
VOC	cis-1,2-Dichloroethene	156-59-2	ID	N	6.40E-03	7.84E-06						
VOC	Trichloroethene	79-01-6	HC	Y	1.81E-01	2.90E-04	4.1E-03	0.244	6.7E-07		2.0E-03	1.4E-01
							Cumulative Risk:		7E-07		**HI:**	1E-01

Note:

f_{inh} is the fraction of the inhalation toxicity value that USEPA identified as having a mutagenic mode of action.

Only VOCs detected in the 3rd Quarter 2014 groundwater sample at MW-71 are shown.

Residential risks were calculated assuming residents could be exposed to soil vapor intrusion into indoor air for 24 hours per day and 350 days per year for 30 years.

Attachment C.7: Cancer Risk and Hazard Index Calculations for Vapor Intrusion into a Residential Building (Slab on Grade) from Groundwater at MW-33
Whirlpool, Fort Smith, Arkansas

							Cancer				Noncancer	
Chem Group	**Chemical**	**CASRN**	**Carc Class**	**ADAF**	**C_{gw}** (mg/L)	**C_{air}** (mg/m^3)	**URF** (m^3/mg)	**f_{inh}**	**Risk**		**RfC** (mg/m^3)	**HQ**
VOC	1,1-Dichloroethene	75-35-4	C	N	2.10E-03	5.65E-06					2.0E-01	2.7E-05
VOC	cis-1,2-Dichloroethene	156-59-2	ID	N	2.08E-02	2.55E-05						
VOC	Trichloroethene	79-01-6	HC	Y	1.60E+00	2.57E-03	4.1E-03	0.244	5.9E-06		2.0E-03	1.2E+00
VOC	Vinyl Chloride	75-01-4	A	N	5.90E-04	1.95E-06	4.4E-03		1.2E-08		1.0E-01	1.9E-05
							Cumulative Risk:		6E-06		**HI:**	1E+00

Note:

f_{inh} is the fraction of the inhalation toxicity value that USEPA identified as having a mutagenic mode of action.

Only VOCs detected in the 3rd Quarter 2014 groundwater sample at MW-33 are shown.

Residential risks were calculated assuming residents could be exposed to soil vapor intrusion into indoor air for 24 hours per day and 350 days per year for 30 years.

Appendix C.8: Soil Moisture Profile for Residential Building (Slab on Grade) for Soil Vapor Monitoring Point Water Risk Calculations
Whirlpool, Fort Smith, Arkansas

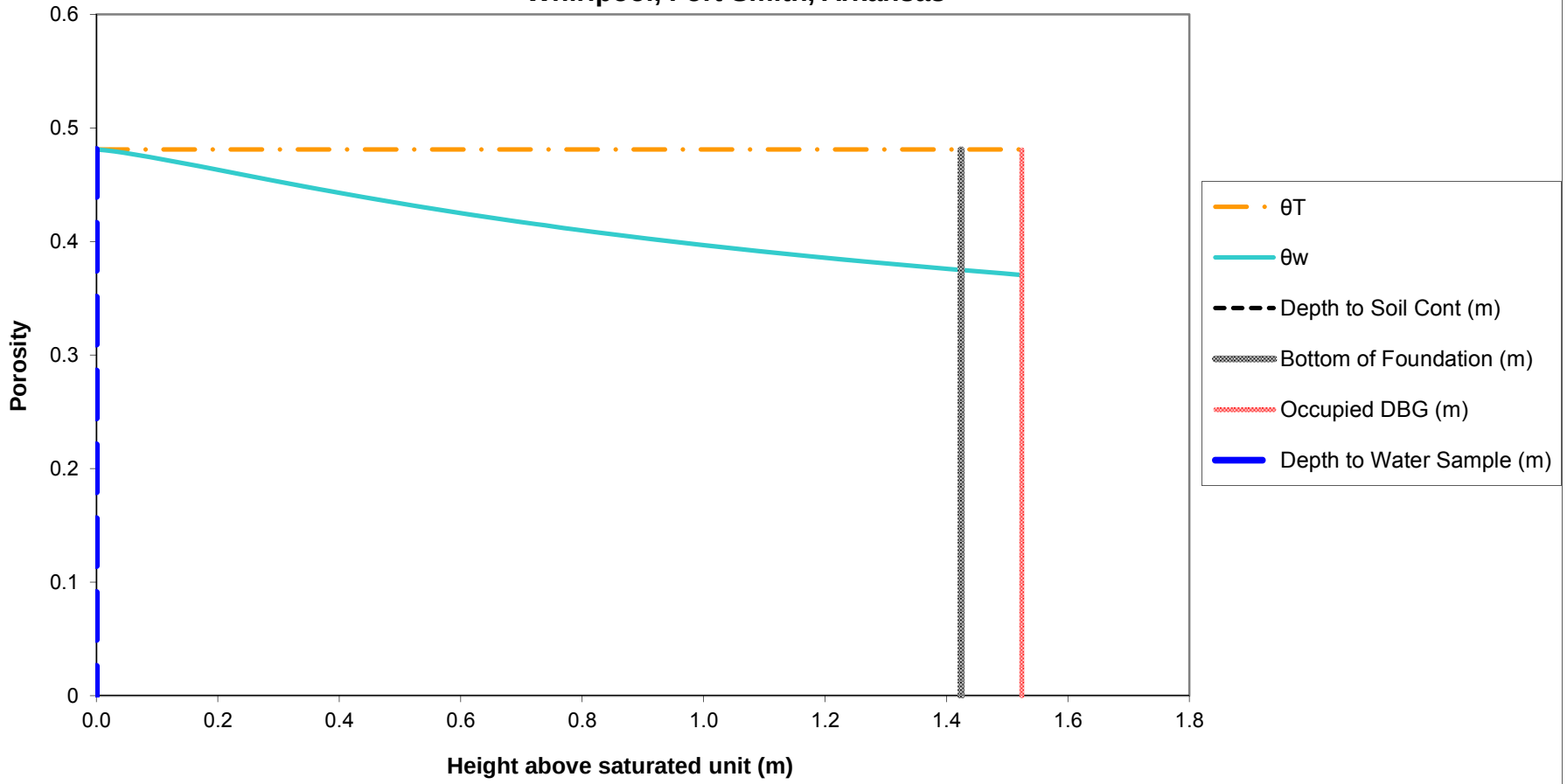

Notes:
The soil-water profile in the vadose zone is estimated using the van Genuchten soil-water retention equation with default water retention parameters appropriate for silt clay, as discussed in Appendix A, Section 3.3.1 of the ADEQ-approved Revised Risk Management Plan, which was used as the basis for the ADEQ Remedial Action Decision.

Attachment C.9: Normalized Indoor Air Concentration in a Residential Building (Slab on Grade) due to Vapor Intrusion from Water at the On-Site Soil Vapor Monitoring Point Whirlpool, Fort Smith, Arkansas

Chem Group	Chemical	CASRN	D_{air} (m^2/day)	D_{water} (m^2/day)	H (unitless)	D_{crack} (m^2/day)	D_{eff}^T (m^2/day)	α_{soil}	α_{slab}	α_∞	C_{bldg} (L-water/m^3)
VOC	Acetone	67-64-1	1.07E+00	9.85E-05	1.14E-03	1.58E-01	2.13E-02	1.72E-01	2.73E-03	4.69E-04	5.35E-04
VOC	1,1-Dichloroethene	75-35-4	7.78E-01	8.99E-05	8.10E-01	1.15E-01	1.30E-04	1.27E-03	2.73E-03	3.46E-06	2.80E-03
VOC	cis-1,2-Dichloroethene	156-59-2	6.36E-01	9.76E-05	1.19E-01	9.37E-02	4.63E-04	4.50E-03	2.73E-03	1.23E-05	1.46E-03
VOC	Trichloroethene	79-01-6	6.83E-01	7.86E-05	2.88E-01	1.01E-01	2.28E-04	2.21E-03	2.73E-03	6.05E-06	1.74E-03

Notes:	**Crack Soil and Building Characteristics**			**Crack Soil**
	SCS Soil texture class			Sand
	Bulk density	kg/L	ρ_b	1.66
	Total porosity	L/L-soil	θ_T	0.375
	Water-filled porosity	L/L-soil	θ_w	0.062
	Air-filled porosity	L/L-soil	θ_a	0.313
	Residual saturation	L/L-soil	θ_r	0.053
	Hydraulic conductivity	cm/s	K	7.4E-03
	Dynamic viscosity of water	g/cm-s	μ_w	0.01307
	Density of water	g/cm^3	ρ_w	1.0
	Gravitational acceleration	cm/s^2	g	980.7
	Intrinsic permeability	cm^2	k	9.9E-08
	Relative saturation	unitless	S_e	0.029
	van Genuchten N	unitless	N	3.177
	van Genuchten M	unitless	M	0.685
	Relative air permeability	unitless	k_{rg}	0.977
	Permeability to vapor	cm^2	k_v	9.69E-08
	Distance from building foundation to source	m	L_{T-gw}	1.42
	Bldg foundation thickness	m	L_{crack}	0.1
	Bldg foundation length	m		10.00
	Bldg foundation width	m		10.00
	Bldg occupied height	m		2.44
	Bldg occupied volume	m^3		244.00
	Occupied depth below ground	m		0.0
	Bldg area for vapor intrusion	m^2	A_B	100.0
	Ratio of A_{crack} to A_B		η	4E-04
	Area of cracks	m^2	A_{crack}	4E-02
	Air exchange rate	$hour^{-1}$	ach	0.45
	Building ventilation rate	m^3/day	Q_{bldg}	2.64E+03
	Pressure difference between outdoors-indoors	kg/m-s^2	ΔP	1.0
	Viscosity of air	kg/m-s	μ_a	1.8E-05
	Crack length (bldg perimeter)	m	X_{crack}	40
	Crack depth below ground	m	Z_{crack}	0.10
	Crack radius	m	r_{crack}	1E-03
	Soil gas flow rate into bldg	m^3/day	Q_{soil}	7.20

Indoor air concentrations resulting from water vapor intrusion into a building are estimated using the relationships described by Johnson and Ettinger (Heuristic model for predicting the intrusion rate of contaminant vapors into buildings, 1991), which USEPA recommends for screening level calculations, as discussed in Appendix A, Section 3.3.1 of the ADEQ-approved Revised Risk Management Plan, which was used as the basis for the ADEQ Remedial Action Decision.

The effective diffusion term DeffT is calculated based on a silty clay soil, as discussed in Appendix A, Section 3.3.1 of the ADEQ-approved Revised Risk Management Program.

Attachment C.10: Cancer Risk and Hazard Index Calculations for Vapor Intrusion into a Residential Building (Slab on Grade) from Water at the On-Site Soil Vapor Monitoring Point Whirlpool, Fort Smith, Arkansas

							Cancer				Noncancer	
Chem Group	**Chemical**	**CASRN**	**Carc Class**	**ADAF**	**C_{gw}** (mg/L)	**C_{air}** (mg/m^3)	**URF** (m^3/mg)	**f_{inh}**	**Risk**		**RfC** (mg/m^3)	**HQ**
VOC	Acetone	67-64-1	ID	N	5.30E-03	2.83E-06					3.1E+01	8.8E-08
VOC	1,1-Dichloroethene	75-35-4	C	N	8.90E-04	2.49E-06					2.0E-01	1.2E-05
VOC	cis-1,2-Dichloroethene	156-59-2	ID	N	5.70E-03	8.31E-06						
VOC	Trichloroethene	79-01-6	HC	Y	3.64E-02	6.35E-05	4.1E-03	0.244	1.5E-07		2.0E-03	3.0E-02
							Cumulative Risk:		1E-07		**HI:**	3E-02

Note:

f_{inh} is the fraction of the inhalation toxicity value that USEPA identified as having a mutagenic mode of action.

Only VOCs detected in the 3rd Quarter 2014 water sample at the on-site soil vapor monitoring point VP-2S are shown.

Residential risks were calculated assuming residents could be exposed to soil vapor intrusion into indoor air for 24 hours per day and 350 days per year for 30 years.

ATTACHMENT C
Second Oxidant Injection Summary Report
Whirlpool Corporation
Fort Smith, Arkansas

Prepared for:
Whirlpool Corporation

Prepared by:
ENVIRON International Corporation

Date:
November 2014

Project Number:
34-34399A

ENVIRON

Contents

Page

1 Introduction 1

2 Monitoring Well Installation 3
2.1 Well Installation 3
2.2 Well Development 3

3 Injection Activities 5
3.1 Mobilization and Reagent Preparation 5
3.2 Reagent Injection 5

4 Monitoring 6
4.1 Baseline 6
4.2 Injection 6
4.3 Post Injection Monitoring 6

5 Results 8
5.1 Potentiometric Surface 8
5.2 Field Water Quality Parameters 8
5.3 Persulfate Concentrations 8
5.4 VOC Concentrations 9

6 Summary 10

List of Tables

Table 1A: Summary of ISCO Injection Well Water Analytical Results – March & April 2014
Table 1B: Summary of ISCO Injection Well Water Analytical Results – May 2014
Table 1C: Summary of ISCO Monitoring Well Water Analytical Results – May 2014
Table 1D: Summary of ISCO Injection and Monitoring Well Water Analytical Results – July 2014
Table 1E: Summary of ISCO Injection and Monitoring Well Water Analytical Results – September 2014
Table 2: Summary of Water Quality Parameters and Persulfate Concentrations – Supplemental Neck Area/ Injection Array 1
Table 3: Summary of Water Quality Parameters and Persulfate Concentrations – Area 2 and Area 3/ Injection Array 2
Table 4: Summary of Water Quality Parameters and Persulfate Concentrations – Area 1/ MW-25
Table 5: Summary of Water Quality Parameters and Persulfate Concentrations – Area 1/ Array 3
Table 6: Summary of TCE Concentrations – Supplemental Neck Area/ Injection Array 1
Table 7: Summary of TCE Concentrations – Area 2 and Area 3/ Injection Array 2
Table 8: Summary of TCE Concentrations – Area 1/ MW-25
Table 9: Summary of TCE Concentrations – Area 1/ Array 3
Table 10: Historical Summary of Groundwater Concentrations for TCE & Daughter-Products at ISCO Wells

List of Figures

Figure 1: Site Location
Figure 2: Second 2014 Injection Event Locations
Figure 3: Total TCE Concentrations - Supplemental Neck Area/ Injection Array 1 & Area 2 and Area 3/ Injection Array 2
Figure 4: Total TCE Concentrations - Area 1/ MW-25 & Area 1/ Array 3

List of Appendices

Appendix A: Monitoring Well Boring Logs and Construction Diagrams
Appendix B: Waste Disposal Records
Appendix C: Reagent Material Safety Data Sheets
Appendix D: Injection Logs
Appendix E: Laboratory Analytical Reports

1 Introduction

The second injection event of the in-situ chemical oxidation (ISCO) component of the final remedy defined by the Remedial Action Decision Document (RADD) dated December 27, 2013 for the Whirlpool site in Fort Smith, Arkansas, was completed during the weeks of May 27 and June 4, 2014. Figure 1 identifies the general location of the Whirlpool Fort Smith Site. During this event, base activated sodium persulfate (BASP) and Modified Fenton's reagent (hydrogen peroxide and chelated iron) activated sodium persulfate (MASP) were introduced into the contaminated groundwater bearing zone in three areas:

- Area 1 (Injection Array 3);
- Areas 2 and 3 (Injection Array 2); and
- Supplemental neck area (Injection Array 1).

The Supplemental Neck Area is located on Whirlpool property between Area1 and Areas 2 and 3 as shown on Figure 2. The combined injection areas are hereinafter referred to as the "Site".

The BASP and MASP process generates sulfate radicals, hydroxyl radicals and superoxide radicals that promote enhanced desorption and degradation of the constituents of concern (COCs), primarily trichloroethene (TCE) and its degradation products. The end products of the reaction are carbon dioxide, sulfate, oxygen and water.

During this second ISCO event, 22,200 gallons of BASP and 3,000 gallons of MASP were injected into 21 existing injection wells and 40 temporary direct push injection points. The sum of the TCE concentrations in each of the injection areas exhibited decreasing concentrations comparing baseline conditions to conditions 60 to 90 days after injection. The sum of the total TCE concentration reductions by area are depicted on Figures 3 and 4 and include:

- In the Supplemental Neck Area (Injection Array 1), the total TCE concentration decreased from approximately 1,300 micrograms per liter (µg/L) to approximately 500 µg/L approximately 90 days following injection (~60% decrease);
- In Areas 2 and 3 (Injection Array 2) the total TCE concentration decreased from approximately 3,400 µg/L to 2,600 µg/L approximately 60 to 90 days following injection (~20% decrease);
- In Area 1 in the vicinity of MW25 (i.e. where the MASP injection was performed), total TCE concentrations decreased from approximately 550,000 µg/L to 210,000 µg/L approximately 60 to 90 days following injection (~60% decrease); and
- In the area of Injection Array 3, total TCE concentrations decreased from approximately 13,400 µg/L to 2,700 µg/L approximately 60 days following injection (~80% decrease).

The success of the ISCO injection efforts are anticipated to be further evident after receipt and assessment of the fourth quarter groundwater monitoring data (i.e. groundwater monitoring event performed in October 2014).

The Arkansas Department of Environmental Quality (ADEQ) reviewed the Inventory Requirements for “Authorized By Rule” Class V Wells, Whirlpool Corporation, Fort Smith, Arkansas, prepared by ENVIRON International Corporation (ENVIRON) dated May 12, 2014 and additional information provided on May 16 and 22, 2014 and as summarized in a letter dated May 30, 2014, determined that the described injection activities would be “authorized by rule” as described in 40 CFR 144.84.

In-Situ Oxidative Technologies, Inc. (ISOTEC) of Lawrenceville, New Jersey, provided materials, equipment and personnel needed to introduce the reagents into the subsurface at the selected locations and assisted ENVIRON personnel in monitoring the progress of the injection event. This report summarizes the activities performed during the injection event and the data collected prior to, during and after oxidant injection.

2 Monitoring Well Installation

2.1 Well Installation

Installation of monitoring wells to supplement the current onsite monitoring wells for the purpose of ISCO monitoring was completed on May 21 and 22, 2014. The monitoring wells were installed in and adjacent to the four injection areas included in the second 2014 injection event as shown on Figure 2. The drilling and installation of injection wells was conducted by Able Environmental Drilling of Yukon, Oklahoma, a licensed Arkansas well contractor. The wells were installed using hollow stem auger drilling techniques.

The monitoring wells were installed to depths targeting the gravelly portion of the Basal Transmissive Zone. Injection wells were installed to an approximate total depth ranging from 25 to 30 feet below ground surface (bgs). Each monitoring well was constructed with a 5 foot length of 2 inch diameter, 0.01 inch slot PVC screen and 2 inch diameter, solid flush threaded schedule 40 PVC riser pipe to the surface. A 20/40 grade sand pack was installed in the well annulus around the PVC screen to approximately 2 feet above the top of the screen followed by 2 feet of annular seal consisting of hydrated bentonite chips above the top of the sand pack. The remainder of the annular space was pressure grouted with a bentonite/cement grout installed with a tremie pipe from the bottom of the open well annulus to the surface. All monitoring wells were completed at the surface with a traffic-rated, flush-mount protective cover installed within a concrete apron. Soils were logged by an ENVIRON geologist for United States Geological Survey (USGS) classification and soil samples were collected for analysis via Method 8260 from MW-85 and MW-86 located in Area 1 near MW-25. One soil sample was collected from every five feet depth interval (i.e. 0-5 feet, 5-10 feet, 10-15 feet, etc.) at these two monitoring well borings. The actual sample depth within each interval was selected based on field screening results (e.g. photoionization detector readings and visual observation). Soil boring and well construction logs for each well are provided in Appendix A. The lithology encountered at each well was generally consistent with that encountered in prior nearby borings.

All drill tooling was decontaminated between borings using high pressure municipal water and/or with municipal water and a low phosphate detergent wash followed by a municipal water rinse. Decontamination water was collected and containerized in labeled 350 gallon plastic totes and/or 55 gallon steel drums and staged on the site for future disposal. Cuttings generated during drilling were containerized in labeled steel drums and staged at central locations on the facility for future disposal. The disposal manifest for the soil cuttings is included as Appendix B.

2.2 Well Development

Following installation, the new monitoring wells were surged and then purged to remove fine material that may be in the sand pack and well screen. Approximately five measured casing volumes of water were purged from each well during development. All development water generated was containerized in labeled totes for disposal. The disposal manifest for the development water is included as Appendix B. Each of the injection wells were surveyed by a

licensed Arkansas surveyor to determine the coordinates of the well casing and the elevation of the top of casing and ground surface.

3 Injection Activities

3.1 Mobilization and Reagent Preparation

Equipment transported to the site included an ISOTEC trailer housing miscellaneous equipment such as hoses, pumps, drums, tanks, mixers, generator, compressor, etc. Materials transported to the site included sodium persulfate, sodium hydroxide solution, hydrogen peroxide solution and proprietary catalysts and stabilizers. Water used during the injection event was obtained from an active municipal water line within the Whirlpool Boiler Building. The ISOTEC box truck was utilized as a mobile chemical staging/preparation area. All liquid chemicals were staged within secondary containment units. Reagents were mixed together in small 55 gallon high density polyethylene (HDPE) drums or approximately 250 gallon totes immediately prior to injection. Material safety data sheets (MSDSs) for the reagents are provided in Appendix C. As a precautionary safety measure, a fire extinguisher and emergency eye-wash station were staged close to the chemical preparation area. Safety procedures outlined in the site specific Health and Safety Plan were followed during reagent preparation.

3.2 Reagent Injection

The BASP and MASP solution was delivered into the subsurface using pneumatic diaphragm pumps. During injection the instantaneous flow rate and pressure at the wellhead was monitored and recorded at routine intervals. The following is a generalized summary of the injection activities by area.

- **Supplemental Neck Area (Injection Array 1)**. Injected a total of 8,200 gallons of BASP solution into 11 existing permanent injection wells and 20 additional temporary direct push injection points (Table D-1, Appendix D).
- **Area 2 and Area 3 (Injection Array 2).** Injected a total of 14,000 gallons of BASP injected into ten existing permanent injection wells and 40 additional temporary direct push injection points (Table D-1, Appendix D).
- **Area 1 (vicinity of MW-25).** Injected a total of 3,000 gallons of MASP solution into ten temporary direct push injection points (Table D-2, Appendix D).

4 Monitoring

4.1 Baseline

Baseline monitoring was conducted at newly installed monitoring wells (MW-81 through MW-86) and monitoring wells not included in the current quarterly groundwater monitoring program (MW-23, MW-24, IW-78 and IW-79) the weeks of May 18 and 25, 2014. The depth to water was recorded and low flow sampling methodology was used to monitor and collect temperature, conductivity, dissolved oxygen (DO), pH and oxidation-reduction potential (ORP) readings. Following stabilization groundwater samples were collected from each injection well and submitted to Pace Analytical Services, Inc. for volatile organic compound (VOC) analysis by EPA Method 8260.

4.2 Injection

As indicated above, flow rate, volume and injection pressure at the injection point well head were monitored and recorded during oxidant solution injection. During injection, data was collected periodically from wells in each area and certain wells adjacent to the injection areas including water levels, temperature, conductivity, DO, pH, ORP and sodium persulfate using CHEMetrics' persulfate field test kit that employ the ferric thiocyanate method. Sodium persulfate tests were performed only after elevated pH or conductivity readings were observed that indicate the presence of BASP in the samples. Grab groundwater samples for field water quality parameters and sodium persulfate concentrations were collected using disposable bailers or peristaltic pump.

4.3 Post Injection Monitoring

Post injection monitoring for field parameters and sodium persulfate concentrations was conducted on June 6, 2014 (two days following the end of the injection event), June 11, 2014, (six days following the end of the injection event), July 8 and 9, 2014 (30 day sampling event conducted approximately 30 days following the end of the injection event) and September 11 and 12, 2014 (90 day sampling event conducted approximately 90 days following the end of the injection event).

In addition to sampling of field parameters and sodium persulfate, sampling for VOCs using EPA Method 5030B/8260 was conducted during the 30 day sampling event in July 2014 and again during the 90 day sampling event in September 2014. Residual, high concentrations of sodium persulfate within a groundwater monitoring sample may lead to inaccuracy in the laboratory measurement of contaminant concentrations. Accordingly, during the 30 day sampling event, monitoring wells with elevated concentrations of sodium persulfate in excess of 100 milligrams per liter (mg/L) were not sampled for VOCs. In order to remedy this situation, during the 90 day sampling event, the ENVIRON sampling team used “Total Confidence™ Oxidant Stabilization Kits” from FMC Environmental Solutions for the collection of VOC samples from all monitoring wells that reported elevated concentrations for sodium persulfate, in excess of 100 mg/L. The stabilization kit allows for the addition of an oxidant neutralization chemical, ascorbic acid, to the groundwater samples during collection in the field, ensuring that the

contaminant concentrations in groundwater samples are representative of conditions in the aquifer (i.e. the sample is stabilized to preclude further oxidation in the sample container during shipment and laboratory analysis). A summary of analytical results for VOCs sampling conducted prior to and after the injection event (baseline, 30 day and 90 day events) has been presented in Tables 1A through 1E.

5 Results

Laboratory analytical results are summarized in Tables 1A through 1E (May – September 2014) and laboratory analytical reports are found in Appendix E. Field measured parameters are summarized in Table 2 (Supplemental Neck Area/Injection Array 1), Table 3 (Area 2 and Area 3/ Injection Array 2) and Table 4 (Area 1/MW-25).

5.1 Potentiometric Surface

During injection in the Supplemental Neck Area (Injection Array 1) and Areas 2 and 3 (Injection Array 2), only limited increases (typically <1 foot) in potentiometric levels were observed in the majority of monitoring points during injection. In Area 1, potentiometric levels increased notably in MW-25, MW-85 and MW-86 during injection primarily due to the higher injection pressures associated with the use of MASP which reacts more quickly than persulfate and generates some gases in the subsurface. While the potentiometric levels typically returned to static levels within 24 hours or less, it was observed that the potentiometric level at MW-86 located in Area 1 reported a notable increase of over 2 feet during the 90 day sampling event conducted in September 2014 when compared to the potentiometric level recorded at the well prior to the start of the second injection event (Table 4). The trend in potentiometric levels at MW-86 will continue to be monitored and evaluated during the Fourth Quarter 2014.

5.2 Field Water Quality Parameters

Increases in conductivity, pH, DO and ORP are influenced by the injection of BASP and MASP solution into the subsurface. Notable increases (approximately 30% to 50% greater than baseline) in these parameters were measured at each of the wells located within each injection area. Elevated conductivity and pH were most closely correlated with measurable levels of sodium persulfate in BASP injection areas and in MASP injection areas. Values for pH, DO, ORP and conductivity were observed to be returning to near-baseline values during the 90 day sampling event conducted in September, 2014 other than a few exceptions. Values for pH greater than 50% of the pre-injection values continued to be reported at IW-101, MW-24 and MW-84 (all Array 1); IW-115, IW-79 and MW-65 (all Array 2); and, MW-85 and MW-86 (all Area 1) during the 90 day sampling event. Similar exceptions for ORP, DO and conductivity were also observed during the 90 day sampling event as is evident from the data shown in Tables 2, 3, 4 and 5.

5.3 Persulfate Concentrations

Persulfate concentrations greater than 1% of the concentration of persulfate in the BASP solution placed in the injection point (approximately 1,200 mg/L) were measured in each of the wells located within each injection area during the preliminary post-injection sampling events conducted in early June. This trend of sodium persulfate concentrations in excess of 1,200 mg/L in each of the wells located within each injection area continued during the 30 day and 90 day sampling events. In addition, persulfate was also measured above 1,200 mg/L, at wells adjacent to the injection areas including MW-24 and MW-83 in the supplemental neck area, MW-83 and MW-84 in Area 2 and Area 3 and MW-85 in Area 1 during the preliminary post-injection

sampling events. While persulfate concentrations at the aforementioned wells continued to be in excess of 1,200 mg/L, similar concentrations trends were not evident during the 30 day and 90 day sampling events. For instance, the persulfate concentration at MW-83 showed a relative increase during the 30 day sampling event (16,800 mg/L) but reported a reduced concentration during the 90 day event (2,240 mg/L). This potential trend was reversed at well MW-84 which reported a relative increase during the 30 day sampling event (10,500 mg/L) but continued to report an increase in the persulfate concentration during the 90 day sampling event (19,600 mg/L). Sodium persulfate concentrations at all the ISCO monitoring wells during the various rounds of groundwater sampling prior to and after the completion of BASP/MASP injection are reported in Tables 2, 3, 4 and 5.

5.4 VOC Concentrations

The summary of the baseline, 30 day and 90 day sampling VOC results are summarized in Tables 1A through 1E. Additionally, a summary of historical concentrations of TCE and its daughter products (cis-1,2-dichloroethene and vinyl chloride) at the ISCO wells from all samples collected at respective well locations has been provided on Table 10. The TCE concentration at MW-86 located in Area 1 approximately 30 feet east of MW-25 was 533 mg/L during the baseline sampling event in May, 2014. The TCE concentration at MW-86 during the 90 day sampling event decreased from the baseline concentration by approximately 75% to 129 mg/L. MW-86 is located near the centerline of the former linear drainage feature between MW-25 and ITMW-19 where the highest concentrations of TCE in groundwater have historically been measured. Assessment of the presence of free product was attempted at MW-25, MW-85 and MW-86 via interface probe and removal of water from the base of the well using weighted bailer and tubing during the 30 day sampling event in July, 2014; no free product was detected.

Tables 6, 7, 8 and 9 report a summary of TCE concentration trends at the Supplemental Neck Area/Array 1, Array 2, Area 1 wells around MW-25 and Array 3, respectively. As is evident from the data presented over the course of the approximately three month period between the Second Injection Event in May 2014 and the 90 day post Second injection sampling event in September, 2014, varying trends in TCE concentrations were observed at the designated treatment areas. TCE concentrations in wells at the supplemental neck area (Table 6) suggest reduction in the TCE concentrations at nearly all wells within the area, with the exception of MW-23 which showed an increase in concentration from 0.023 mg/L to 0.062 mg/L during the 90 day sampling event when compared against the baseline concentration detected prior to the Second Injection Event but are within the historical range of concentrations measured at the well (Table 10). Similarly, at Injection Array 2, all sampled wells located at the northern edge of Area 3 showed decreasing concentrations for TCE. IW-77 was not sampled during the 90 day sampling event and based on TCE concentrations collected during the quarterly sampling event in July 2014, TCE concentrations increased from 1,460 µg/L during the quarterly sampling event in May 2014 to 1,540 µg/L during the quarterly sampling event in July 2014. Table 8 compares TCE concentrations for wells in Area 1 including MW-25, MW-85 and MW-86. While MW-86 showed a significant decrease in TCE concentration from the 533 mg/L in May 2014 to 129 mg/L in September 2014, MW-25 and MW-85 showed increases in TCE concentrations during the July and September sampling events. MASP injection in Area 1 was expected to result in a temporary increases in contaminate concentrations due to mobilization of contaminates sorbed

to the aquifer matrix. All five wells at Injection Array 3 located in the eastern section of Area 1 reported significant decreases in TCE concentrations during the 30 day and/or 90 day sampling events (Table 9).

During this second ISCO event, 22,200 gallons of BASP and 3,000 gallons of MASP were injected into 21 existing injection wells and 40 temporary direct push injection points. The sum of the TCE concentrations in each of the injection areas exhibited decreasing concentrations comparing baseline conditions to conditions 60 to 90 days after injection. The sum of the total TCE concentration reductions by area are depicted on Figures 3 and 4 and include:

- In the Supplemental Neck Area (Injection Array 1), the total TCE concentration decreased from approximately 1,300 µg/L to approximately 500 µg/L approximately 90 days following injection (~60% decrease);
- In Areas 2 and 3 (Injection Array 2) the total TCE concentration decreased from approximately 3,400 µg/L to 2,600 µg/L approximately 60 to 90 days following injection (~20% decrease);
- In Area 1 in the vicinity of MW25 (i.e. where the MASP injection was performed), total TCE concentrations decreased from approximately 550,000 µg/L to 210,000 µg/L approximately 60 to 90 days following injection (~60% decrease); and
- In the area of Injection Array 3, total TCE concentrations decreased from approximately 13,400 µg/L to 2,700 µg/L approximately 60 days following injection (~80% decrease).

6 Summary

The second 2014 oxidant injection event (BASP and MASP) occurred at the Whirlpool facility in Fort Smith, Arkansas, during the weeks of May 27 and June 4, 2014. During this event 22,200 gallons of BASP and 3,000 gallons of MASP were injected into 21 existing injection wells and 40 temporary direct push injection points located in Area 1, Area 2, Area 3 and the supplemental neck area. Key observations based on the monitoring data include the following:

- Water levels, field water quality parameters and persulfate concentrations indicate that the influence of the oxidant was measured in wells located in the injection areas and up to 35 feet from the injection areas (MW-24);
- Measurable levels of persulfate have persisted in portions of the injection areas and in wells downgradient of the injection areas for more than 90 days following the Second Injection event (more than 170 days following the Initial Injection Event in Area 1/ Injection Array 3);
- The total TCE concentrations in the majority of wells located in the Supplemental Neck Area (Injection Array 1) have decreased approximately 60%;
- The total TCE concentrations in the majority of wells located in Area 2 and Area 3 (Injection Array 2) have decreased approximately 20%;
- The total TCE concentrations at MW-86 decreased approximately 70% and total TCE concentrations decreased in the MW-25 injection area (MW-25, MW-85 and MW-86) by approximately 60%;
- TCE concentrations at MW-25 and MW-85 increased following injection and these increases may be the result of desorption of TCE following MASP injection and/ or seasonal fluctuations observed at MW-25; and
- Total TCE concentrations at Injection Array 3 wells located in Area 1 decreased approximately 80%.

The success of the ISCO injection efforts are anticipated to be further evident after receipt and assessment of the fourth quarter groundwater monitoring data (i.e. groundwater monitoring event performed in October 2014).

Tables

TABLE 1A
SUMMARY OF ISCO INJECTION WELL WATER ANALYTICAL RESULTS - MARCH APRIL 2014
Whirlpool Facility
Fort Smith, AR

Location		IW-101	IW-101	IW-102	IW-102	IW-103	IW-103	IW-104	IW-104	IW-105	IW-105	IW-106	IW-106	IW-107
ENVIRON Sample ID	Remedial Action	IW-101-20140323	IW-101-20140430	IW-102-20140323	IW-102-20140430	IW-103-20140323	IW-103-20140430	IW-104-20140323	IW-104-20140430	IW-105-20140323	IW-105-20140430	IW-106-20140323	IW-106-20140430	IW-107-20140323
Lab Sample ID	Levels per ADEQ	60165578011	60168198009	60165578004	60168198007	60165578019	60168198008	60165578013	60168198006	60165578022	60168198002	60165578005	60168198003	60165578015
Sample Method	RADD Isssued													
Sample Date	Dec 2013	03/23/2014	04/30/2014	03/23/2014	04/30/2014	03/23/2014	04/30/2014	03/23/2014	04/30/2014	03/23/2014	04/30/2014	03/23/2014	04/30/2014	03/23/2014
Comments														
Volatile Organic Compounds														
Acetone	12000	2.4 J (10)	8.6 J (10)	U (10)	10.5 (10)	4.6 J (10)	2.6 J (10)	2 J (10)	17.5 (10)	U (10)	19 (10)	U (10)	18 (10)	3 J (10)
Benzene	5.0	U (5)	0.14 J (5)	U (5)	U (5)	0.43 J (5)	0.14 J (5)	U (5)	0.12 J (5)	U (5)	U (5)	U (5)	0.1 J (5)	U (5)
Bromodichloromethane	80	0.67 J (5)	U (5)	U (5)	U (5)	U (5)	U (5)	U (5)	U (5)	0.45 J (5)	0.43 J (5)	U (5)	0.45 J (5)	U (5)
Bromoform	80	U (5)	16.1 (5)	U (5)	0.48 J (5)	U (5)	1.4 J (5)	U (5)	2.5 J (5)	U (5)	9.2 (5)	U (5)	68.5 (5)	U (5)
Bromomethane	7.0	U (7)	0.35 J (7)	U (7)	0.39 J (7)	U (7)	U (7)	U (7)	0.46 J (7)	U (7)	U (7)	U (7)	0.54 J (7)	U (7)
2-Butanone	4900	U (10)	2.1 J (10)	U (10)	1.9 J (10)	U (10)	U (10)	U (10)	4.1 J (10)	U (10)	2.6 J (10)	U (10)	2.9 J (10)	U (10)
Carbon Disulfide	720	U (10)	U (10)	U (10)	U (10)	U (10)	0.21 J (10)	U (10)	0.3 J (10)	U (10)	U (10)	0.22 J (10)	U (10)	U (10)
Chloroform	80	2.1 J (5)	1 J (5)	0.54 J (5)	0.39 J (5)	0.39 J (5)	0.41 J (5)	0.73 J (5)	0.9 J (5)	2.6 J (5)	2.3 J (5)	0.51 J (5)	0.42 J (5)	0.37 J (5)
Chloromethane	190	U (10)	0.17 J (10)	U (10)	0.36 J (10)	U (10)	0.15 J (10)	U (10)	0.94 J (10)	U (10)	0.19 J (10)	U (10)	0.2 J (10)	U (10)
Dibromochloromethane	80	0.41 J (5)	0.58 J (5)	U (5)	U (5)	U (5)	U (5)	U (5)	U (5)	U (5)	0.3 J (5)	U (5)	1.8 J (5)	U (5)
1,1-Dichloroethane	2.4	U (2.4)	U (2.4)	U (2.4)	U (2.4)	U (2.4)	U (2.4)	U (2.4)	U (2.4)	U (2.4)	U (2.4)	U (2.4)	U (2.4)	U (2.4)
1,2-Dichloroethane	5.0	U (5)	0.42 J (5)	U (5)	U (5)	U (5)	U (5)	U (5)	0.22 J (5)	U (5)	U (5)	U (5)	U (5)	U (5)
1,1-Dichloroethene	7.0	0.6 J (5)	0.38 J (5)	1.3 J (5)	U (5)	1.3 J (5)	1.6 J (5)	1.3 J (5)	U (5)	1.3 J (5)	U (5)	0.31 J (5)	U (5)	0.35 J (5)
cis-1,2-Dichloroethene	70	7.5 (5)	18.9 (5)	14.6 (5)	5.4 (5)	13.1 (5)	22.8 (5)	13.5 (5)	12.6 (5)	14.4 (5)	4.9 J (5)	4.2 J (5)	6.8 (5)	4.3 J (5)
trans-1,2-Dichloroethene	100	U (5)	2.4 J (5)	1.4 J (5)	0.96 J (5)	1.4 J (5)	1.2 J (5)	1.4 J (5)	2.6 J (5)	1.1 J (5)	0.89 J (5)	U (5)	1.4 J (5)	U (5)
1,2-Dichloropropane	5.0	U (5)	U (5)	U (5)	U (5)	U (5)	U (5)	U (5)	U (5)	3.1 J (5)	U (5)	U (5)	U (5)	U (5)
Ethyl Benzene	700	U (5)	U (5)	U (5)	U (5)	U (5)	U (5)	U (5)	U (5)	U (5)	U (5)	U (5)	U (5)	U (5)
Methylene Chloride	5.0	U (5)	0.31 J (5)	U (5)	0.17 J (5)	U (5)	0.31 J (5)	U (5)	0.31 J (5)	U (5)	0.22 J (5)	U (5)	0.18 J (5)	U (5)
1,1,2,2-Tetrachloroethane	U (1)	U (1)	U (1)	U (1)	U (1)	U (1)	U (1)	U (1)	U (1)	U (1)	U (1)	U (1)	U (1)	U (1)
Tetrachloroethene	5.0	0.16 J (5)	0.26 J (5)	0.25 J (5)	U (5)	0.97 J (5)	0.36 J (5)	0.17 J (5)	0.28 J (5)	0.22 J (5)	U (5)	U (5)	0.12 J (5)	U (5)
Toluene	1000	0.37 J (5)	U (5)	U (5)	U (5)	U (5)	U (5)	U (5)	U (5)	0.19 J (5)	U (5)	U (5)	U (5)	U (5)
1,1,2-Trichloroethane	5.0	U (5)	U (5)	U (5)	U (5)	U (5)	U (5)	U (5)	U (5)	U (5)	U (5)	U (5)	U (5)	U (5)
Trichloroethene	5.0	314 (25)	794 (50)	685 (50)	239 (25)	692 (50)	729 (50)	637 (50)	527 (25)	901 (50)	185 (5)	198 (5)	163 (5)	198 (5)
Vinyl Chloride	2.0	0.21 J (2)	U (2)	0.45 J (2)	U (2)	0.76 J (2)	0.83 J (2)	0.69 J (2)	U (2)	0.54 J (2)	U (2)	U (2)	U (2)	0.14 J (2)
Metals														
Iron	NE	NM	NM	NM	NM	NM	NM	NM	NM	NM	NM	NM	NM	NM
Manganese	NE	NM	NM	NM	NM	NM	NM	NM	NM	NM	NM	NM	NM	NM

Notes:

1 All concentrations are presented in ug/L.

2 Only compounds with at least one detection are shown.

3 Concentrations that exceed the Remedial Action Levels per ADEQ RADD Issued 2013 are double underlined.

Abbreviations:

U -- Not Detected
J -- Estimated Concentration
( ) -- Detection Limit
RADD -- Remedial Action Decision Document
ADEQ -- Arkansas Department of Environmental Quality
ug/L = micrograms per Liter
NE = Not Established
NM = Not Measured

TABLE 1A
SUMMARY OF ISCO INJECTION WELL WATER ANALYTICAL RESULTS - MARCH APRIL 2014
Whirlpool Facility
Fort Smith, AR

Location		IW-107	IW-108	IW-108	IW-109	IW-109	IW-110	IW-110	IW-110	IW-111	IW-111	IW-112	IW-112	IW-112
ENVIRON Sample ID	Remedial Action	IW-107-20140430	IW-108-20140323	IW-108-20140429	IW-109-20140323	IW-109-20140429	IW-110-20140323	IW-110	IW-110-20140430	IW-111-20140323	IW-111-20140429	IW-112-20140323	IW-112	IW-112-20140430
Lab Sample ID	Levels per ADEQ	60168198005	60165578020	60168198012	60165578016	60168198013	60165578010	60167279013	60168198014	60165578021	60168198010	60165578008	60167279014	60168198004
Sample Method	RADD Isssued													
Sample Date	Dec 2013	04/30/2014	03/23/2014	04/29/2014	03/23/2014	04/29/2014	03/23/2014	04/16/2014	04/30/2014	03/23/2014	04/29/2014	03/23/2014	04/16/2014	04/30/2014
Comments														
Volatile Organic Compounds														
Acetone	12000	15.1 (10)	U (10)	41.8 (10)	2.1 J (10)	19.5 (10)	4 J (10)	24 (10)	7.8 J (10)	2.3 J (10)	15.5 (10)	3.2 J (10)	28.7 (10)	20.8 (10)
Benzene	5.0	U (5)	0.11 J (5)	0.26 J (5)	U (5)	U (5)	U (5)	U (5)	U (5)	0.28 J (5)	U (5)	U (5)	U (5)	0.1 J (5)
Bromodichloromethane	80	U (5)	U (5)	1 J (5)	U (5)	U (5)	U (5)	U (5)	U (5)	0.31 J (5)	U (5)	U (5)	U (5)	U (5)
Bromoform	80	11.2 (5)	U (5)	281 (25)	U (5)	6.8 (5)	U (5)	1.7 J (5)	2 J (5)	U (5)	18.8 (5)	U (5)	U (5)	1.2 J (5)
Bromomethane	7.0	2.1 J (7)	U (7)	8.2 (7)	U (7)	0.43 J (7)	U (7)	U (7)	0.4 J (7)	U (7)	0.48 J (7)	U (7)	U (7)	1 J (7)
2-Butanone	4900	3.2 J (10)	U (10)	5.1 J (10)	U (10)	3.3 J (10)	U (10)	U (10)	1.2 J (10)	U (10)	1.8 J (10)	U (10)	U (10)	2.8 J (10)
Carbon Disulfide	720	0.16 J (10)	U (10)	0.2 J (10)	U (10)	U (10)	U (10)	U (10)	0.14 J (10)	U (10)	U (10)	U (10)	U (10)	0.14 J (10)
Chloroform	80	0.42 J (5)	0.83 J (5)	0.41 J (5)	1.3 J (5)	0.23 J (5)	0.32 J (5)	0.46 J (5)	0.39 J (5)	1.4 J (5)	0.48 J (5)	0.53 J (5)	0.28 J (5)	0.86 J (5)
Chloromethane	190	0.28 J (10)	U (10)	2.8 J (10)	U (10)	0.18 J (10)	U (10)	U (10)	U (10)	U (10)	0.15 J (10)	U (10)	0.19 J (10)	0.61 J (10)
Dibromochloromethane	80	0.44 J (5)	U (5)	5.4 (5)	U (5)	U (5)	U (5)	U (5)	U (5)	U (5)	0.25 J (5)	U (5)	U (5)	U (5)
1,1-Dichloroethane	2.4	U (2.4)	U (2.4)	U (2.4)	U (2.4)	U (2.4)	U (2.4)	U (2.4)	U (2.4)	U (2.4)	U (2.4)	U (2.4)	U (2.4)	U (2.4)
1,2-Dichloroethane	5.0	U (5)	U (5)	U (5)	U (5)	U (5)	U (5)	U (5)	U (5)	U (5)	U (5)	U (5)	U (5)	U (5)
1,1-Dichloroethene	7.0	U (5)	2.1 J (5)	U (5)	0.59 J (5)	U (5)	0.8 J (5)	0.66 J (5)	0.62 J (5)	1.3 J (5)	U (5)	0.63 J (5)	U (5)	0.22 J (5)
cis-1,2-Dichloroethene	70	3.3 J (5)	27.8 (5)	4.1 J (5)	7.4 (5)	2.5 J (5)	9.8 (5)	9.4 (5)	8.2 (5)	14 (5)	6.4 (5)	4.9 J (5)	4.8 J (5)	3.8 J (5)
trans-1,2-Dichloroethene	100	0.63 J (5)	2.2 J (5)	0.9 J (5)	U (5)	0.54 J (5)	1.2 J (5)	0.61 J (5)	0.51 J (5)	1.5 J (5)	1.1 J (5)	U (5)	0.8 J (5)	0.28 J (5)
1,2-Dichloropropane	5.0	U (5)	U (5)	U (5)	U (5)	U (5)	U (5)	U (5)	U (5)	U (5)	U (5)	U (5)	U (5)	U (5)
Ethyl Benzene	700	U (5)	U (5)	U (5)	U (5)	U (5)	U (5)	U (5)	U (5)	U (5)	U (5)	U (5)	U (5)	U (5)
Methylene Chloride	5.0	0.16 J (5)	U (5)	0.18 J (5)	U (5)	U (5)	U (5)	0.25 J (5)	U (5)	U (5)	U (5)	U (5)	0.26 J (5)	U (5)
1,1,2,2-Tetrachloroethane	U (1)	U (1)	U (1)	U (1)	U (1)	U (1)	U (1)	U (1)	U (1)	U (1)	U (1)	U (1)	U (1)	U (1)
Tetrachloroethene	5.0	U (5)	0.4 J (5)	0.15 J (5)	0.51 J (5)	U (5)	U (5)	U (5)	U (5)	0.66 J (5)	0.14 J (5)	U (5)	U (5)	U (5)
Toluene	1000	U (5)	U (5)	U (5)	U (5)	U (5)	U (5)	U (5)	U (5)	0.92 J (5)	0.99 J (5)	U (5)	U (5)	U (5)
1,1,2-Trichloroethane	5.0	U (5)	U (5)	U (5)	U (5)	U (5)	U (5)	U (5)	U (5)	U (5)	U (5)	U (5)	U (5)	U (5)
Trichloroethene	5.0	110 (5)	1280 (125)	72.1 (5)	362 (25)	91.2 (5)	464 (25)	397 (25)	268 (25)	704 (50)	260 (25)	219 (25)	200 (10)	104 (5)
Vinyl Chloride	2.0	U (2)	0.83 J (2)	U (2)	0.23 J (2)	U (2)	0.5 J (2)	0.17 J (2)	0.33 J (2)	0.63 J (2)	U (2)	0.23 J (2)	U (2)	U (2)
Metals														
Iron	NE	NM	NM	NM	NM	NM	NM	NM	NM	NM	NM	NM	NM	NM
Manganese	NE	NM	NM	NM	NM	NM	NM	NM	NM	NM	NM	NM	NM	NM

Notes:

1 All concentrations are presented in ug/L.

2 Only compounds with at least one detection are shown.

3 Concentrations that exceed the Remedial Action Levels per ADEQ RADD Issued 2013 are double underlined.

Abbreviations:

U -- Not Detected
J -- Estimated Concentration
( ) -- Detection Limit
RADD -- Remedial Action Decision Document
ADEQ -- Arkansas Department of Environmental Quality
ug/L = micrograms per Liter
NE = Not Established
NM = Not Measured

TABLE 1A
SUMMARY OF ISCO INJECTION WELL WATER ANALYTICAL RESULTS - MARCH APRIL 2014
Whirlpool Facility
Fort Smith, AR

Location		IW-113	IW-113	IW-114	IW-114	IW-115	IW-115	IW-115	IW-116	IW-116	IW-117	IW-117	IW-118	IW-118
ENVIRON Sample ID	Remedial Action	IW-113-20140324	IW-113	IW-114-20140324	IW-114	IW-115-20140324	IW-115-20140407	IW-115	IW-116-20140324	IW-116	IW-117-20140324	IW-117	IW-118-20140324	IW-118
Lab Sample ID	Levels per ADEQ	60165578018	60167279001	60165578017	60167279002	60165578002	60166526001	60167279003	60165578006	60167279004	60165578014	60167279005	60165578007	60167279006
Sample Method	RADD Isssued													
Sample Date	Dec 2013	03/24/2014	04/14/2014	03/24/2014	04/14/2014	03/24/2014	04/07/2014	04/14/2014	03/24/2014	04/15/2014	03/24/2014	04/15/2014	03/24/2014	04/15/2014
Comments														
Volatile Organic Compounds														
Acetone	12000	162 (10)	31.1 (10)	122 (10)	26.1 (10)	63.4 (10)	40.9 (100)	32.8 (10)	191 (10)	22 (10)	163 (10)	42.4 (10)	37.3 (10)	20.4 (10)
Benzene	5.0	U (5)	0.12 J (5)	U (5)	0.17 J (5)	U (5)	U (50)	U (5)	U (5)	0.15 J (5)	U (5)	U (5)	U (5)	0.3 J (5)
Bromodichloromethane	80	0.27 J (5)	U (5)	0.23 J (5)	U (5)	U (5)	U (50)	U (5)	0.21 J (5)	U (5)	U (5)	U (5)	U (5)	U (5)
Bromoform	80	U (5)	1.4 J (5)	U (5)	U (5)	U (5)	U (50)	1.3 J (5)	U (5)	U (5)	U (5)	1.5 J (5)	U (5)	3.7 J (5)
Bromomethane	7.0	U (7)	U (7)	U (7)	U (7)	U (7)	U (70)	U (7)	U (7)	U (7)	U (7)	U (7)	U (7)	U (7)
2-Butanone	4900	121 (10)	12.1 (10)	101 (10)	1.2 J (10)	20.9 (10)	129 (100)	11.6 (10)	137 (10)	0.64 J (10)	236 (10)	26.6 (10)	U (10)	U (10)
Carbon Disulfide	720	U (10)	U (10)	U (10)	U (10)	U (10)	U (100)	U (10)	U (10)	U (10)	U (10)	U (10)	U (10)	U (10)
Chloroform	80	1.3 J (5)	0.44 J (5)	1 J (5)	0.48 J (5)	0.97 J (5)	U (50)	0.36 J (5)	0.92 J (5)	0.37 J (5)	0.72 J (5)	0.32 J (5)	1.1 J (5)	0.5 J (5)
Chloromethane	190	U (10)	U (10)	U (10)	U (10)	U (10)	U (100)	U (10)	U (10)	U (10)	U (10)	U (10)	U (10)	U (10)
Dibromochloromethane	80	U (5)	U (5)	U (5)	U (5)	U (5)	U (50)	U (5)	U (5)	U (5)	U (5)	U (5)	U (5)	U (5)
1,1-Dichloroethane	2.4	U (2.4)	U (2.4)	U (2.4)	U (2.4)	U (2.4)	U (24)	U (2.4)	U (2.4)	U (2.4)	U (2.4)	U (2.4)	U (2.4)	U (2.4)
1,2-Dichloroethane	5.0	U (5)	0.18 J (5)	U (5)	U (5)	U (5)	U (50)	U (5)	U (5)	U (5)	U (5)	U (5)	U (5)	U (5)
1,1-Dichloroethene	7.0	0.96 J (5)	U (5)	0.73 J (5)	U (5)	1.1 J (5)	U (50)	U (5)	0.75 J (5)	0.88 J (5)	0.62 J (5)	U (5)	0.89 J (5)	U (5)
cis-1,2-Dichloroethene	70	11.1 (5)	8.7 (5)	9.7 (5)	8.1 (5)	14 (5)	9.1 J (50)	9.3 (5)	10.9 (5)	10.8 (5)	9.1 (5)	9.9 (5)	11.6 (5)	9.7 (5)
trans-1,2-Dichloroethene	100	1.2 J (5)	1.6 J (5)	1.2 J (5)	0.91 J (5)	1.6 J (5)	U (50)	1.2 J (5)	1.3 J (5)	U (5)	1.3 J (5)	1.4 J (5)	1.3 J (5)	1.7 J (5)
1,2-Dichloropropane	5.0	U (5)	U (5)	U (5)	U (5)	U (5)	U (50)	U (5)	U (5)	U (5)	U (5)	U (5)	U (5)	U (5)
Ethyl Benzene	700	U (5)	U (5)	U (5)	U (5)	U (5)	U (50)	U (5)	U (5)	U (5)	U (5)	U (5)	U (5)	U (5)
Methylene Chloride	5.0	U (5)	0.23 J (5)	U (5)	0.19 J (5)	U (5)	16.4 J (50)	0.28 J (5)	U (5)	0.31 J (5)	U (5)	0.22 J (5)	U (5)	0.3 J (5)
1,1,2,2-Tetrachloroethane	U (1)	U (1)	U (1)	U (1)	U (1)	U (1)	U (1)	U (1)	U (1)	U (1)	U (1)	U (1)	U (1)	U (1)
Tetrachloroethene	5.0	U (5)	U (5)	0.15 J (5)	U (5)	0.27 J (5)	U (50)	U (5)	0.13 J (5)	0.22 J (5)	U (5)	U (5)	0.14 J (5)	0.2 J (5)
Toluene	1000	0.43 J (5)	U (5)	0.51 J (5)	0.27 J (5)	0.22 J (5)	U (50)	U (5)	0.42 J (5)	U (5)	0.47 J (5)	U (5)	0.49 J (5)	U (5)
1,1,2-Trichloroethane	5.0	U (5)	U (5)	U (5)	U (5)	U (5)	U (50)	U (5)	U (5)	U (5)	U (5)	U (5)	U (5)	U (5)
Trichloroethene	5.0	510 (25)	435 (25)	397 (50)	336 (25)	622 (50)	455 (50)	449 (25)	486 (25)	546 (50)	384 (25)	384 (25)	496 (25)	395 (25)
Vinyl Chloride	2.0	0.43 J (2)	U (2)	0.25 J (2)	U (2)	0.25 J (2)	U (20)	U (2)	0.33 J (2)	0.34 J (2)	0.23 J (2)	U (2)	0.34 J (2)	U (2)
Metals														
Iron	NE	154 (50)	NM	NM	NM	NM	NM	NM	NM	NM	NM	NM	NM	NM
Manganese	NE	232 (5)	NM	NM	NM	NM	NM	NM	NM	NM	NM	NM	NM	NM

Notes:

1 All concentrations are presented in ug/L.

2 Only compounds with at least one detection are shown.

3 Concentrations that exceed the Remedial Action Levels per ADEQ RADD Issued 2013 are double underlined.

Abbreviations:

U -- Not Detected
J -- Estimated Concentration
( ) -- Detection Limit
RADD -- Remedial Action Decision Document
ADEQ -- Arkansas Department of Environmental Quality
ug/L = micrograms per Liter
NE = Not Established
NM = Not Measured

TABLE 1A
SUMMARY OF ISCO INJECTION WELL WATER ANALYTICAL RESULTS - MARCH APRIL 2014
Whirlpool Facility
Fort Smith, AR

Location		IW-119	IW-119	IW-119	IW-120	IW-120	IW-121	IW-121	IW-122	IW-122	IW-123	IW-123	IW-123	IW-124
ENVIRON Sample ID	Remedial Action	IW-119-20140324	IW-119-20140407	IW-119	IW-120-20140324	IW-120	IW-121-20140324	IW-121	IW-122-20140324	IW-122	IW-123-20140324	IW-123-20140407	IW-123	IW-124-20140324
Lab Sample ID	Levels per ADEQ	60165578001	60166526002	60167279007	60165578012	60167279008	60165578025	60167279009	60165630002	60167279010	60165630001	60166526003	60167279011	60165578024
Sample Method	RADD Isssued													
Sample Date	Dec 2013	03/24/2014	04/07/2014	04/15/2014	03/24/2014	04/15/2014	03/24/2014	04/15/2014	03/24/2014	04/15/2014	03/24/2014	04/07/2014	04/15/2014	03/24/2014
Comments														
Volatile Organic Compounds														
Acetone	12000	10.7 (10)	U (100)	19.8 (10)	U (10)	28.5 (10)	U (50)	21.1 (10)	U (10)	19.7 (10)	2.2 J,B (10)	U (100)	24.3 (10)	U (50)
Benzene	5.0	U (5)	U (50)	U (5)	U (5)	U (5)	U (25)	U (5)	U (5)	U (5)	U (5)	U (50)	U (5)	U (25)
Bromodichloromethane	80	0.28 J (5)	U (50)	U (5)	U (5)	U (5)	U (25)	U (5)	U (5)	U (5)	0.22 J (5)	U (50)	U (5)	U (25)
Bromoform	80	U (5)	U (50)	U (5)	U (5)	3.5 J (5)	U (25)	2 J (5)	U (5)	U (5)	U (5)	U (50)	1.5 J (5)	U (25)
Bromomethane	7.0	U (7)	U (70)	U (7)	U (7)	U (7)	U (35)	U (7)	U (7)	U (7)	U (7)	U (70)	U (7)	U (35)
2-Butanone	4900	U (10)	U (100)	U (10)	U (10)	1 J (10)	U (50)	0.69 J (10)	U (10)	U (10)	U (10)	U (100)	U (10)	U (50)
Carbon Disulfide	720	U (10)	U (100)	U (10)	U (10)	U (10)	U (50)	U (10)	U (10)	U (10)	U (10)	U (100)	0.14 J (10)	U (50)
Chloroform	80	1.1 J (5)	U (50)	0.4 J (5)	1.1 J (5)	0.69 J (5)	U (25)	0.33 J (5)	0.73 J (5)	0.41 J (5)	0.78 J (5)	U (50)	0.39 J (5)	U (25)
Chloromethane	190	U (10)	U (100)	U (10)	U (10)	U (10)	U (50)	U (10)	U (10)	U (10)	U (10)	U (100)	U (10)	U (50)
Dibromochloromethane	80	U (5)	U (50)	U (5)	U (5)	U (5)	U (25)	U (5)	U (5)	U (5)	U (5)	U (50)	U (5)	U (25)
1,1-Dichloroethane	2.4	U (2.4)	U (24)	U (2.4)	U (2.4)	U (2.4)	U (12)	U (2.4)	U (2.4)	U (2.4)	U (2.4)	U (24)	U (2.4)	U (12)
1,2-Dichloroethane	5.0	U (5)	U (50)	U (5)	U (5)	U (5)	U (25)	0.15 J (5)	U (5)	U (5)	U (5)	U (50)	U (5)	U (25)
1,1-Dichloroethene	7.0	1.1 J (5)	U (50)	0.36 J (5)	0.63 J (5)	U (5)	U (25)	U (5)	0.8 J (5)	0.39 J (5)	1 J (5)	U (50)	U (5)	1.1 J (25)
cis-1,2-Dichloroethene	70	11.5 (5)	9.1 J (50)	11.3 (5)	7.9 (5)	10.2 (5)	8.9 J (25)	11.7 (5)	11.5 (5)	10 (5)	12.2 (5)	8.8 J (50)	10 (5)	6.8 J (25)
trans-1,2-Dichloroethene	100	U (5)	U (50)	0.96 J (5)	1.2 J (5)	1.9 J (5)	U (25)	1.5 J (5)	1.5 J (5)	0.71 J (5)	1.1 J (5)	U (50)	1.9 J (5)	U (25)
1,2-Dichloropropane	5.0	U (5)	U (50)	U (5)	U (5)	U (5)	U (25)	U (5)	U (5)	U (5)	U (5)	U (50)	U (5)	U (25)
Ethyl Benzene	700	U (5)	U (50)	U (5)	U (5)	U (5)	U (25)	U (5)	U (5)	U (5)	U (5)	U (50)	U (5)	U (25)
Methylene Chloride	5.0	U (5)	17.1 J (50)	0.21 J (5)	U (5)	0.3 J (5)	U (25)	0.23 J (5)	U (5)	0.27 J (5)	U (5)	12.9 J (50)	0.21 J (5)	U (25)
1,1,2,2-Tetrachloroethane	U (1)	U (1)	U (1)	U (1)	U (1)	U (1)	U (1)	U (1)	U (1)	U (1)	U (1)	U (1)	U (1)	U (1)
Tetrachloroethene	5.0	0.15 J (5)	U (50)	U (5)	U (5)	U (5)	U (25)	U (5)	U (5)	U (5)	0.25 J (5)	U (50)	U (5)	U (25)
Toluene	1000	0.37 J (5)	U (50)	U (5)	0.33 J (5)	U (5)	U (25)	U (5)	0.32 J (5)	U (5)	0.78 J (5)	U (50)	U (5)	U (25)
1,1,2-Trichloroethane	5.0	U (5)	U (50)	U (5)	U (5)	U (5)	U (25)	U (5)	U (5)	U (5)	U (5)	U (50)	U (5)	U (25)
Trichloroethene	5.0	524 (50)	478 (50)	509 (50)	289 (25)	390 (25)	402 (25)	445 (25)	473 (25)	384 (25)	532 (25)	539 (50)	488 (50)	455 (25)
Vinyl Chloride	2.0	0.33 J (2)	U (20)	U (2)	0.14 J (2)	U (2)	U (10)	U (2)	0.29 J (2)	U (2)	0.4 J (2)	U (20)	U (2)	U (10)
Metals														
Iron	NE	NM	NM	NM	NM	NM	268 (50)	NM	597 (50)	NM	272 (50)	NM	NM	NM
Manganese	NE	NM	NM	NM	NM	NM	348 (5)	NM	556 (5)	NM	270 (5)	NM	NM	NM

Notes:

1 All concentrations are presented in ug/L.

2 Only compounds with at least one detection are shown.

3 Concentrations that exceed the Remedial Action Levels per ADEQ RADD Issued 2013 are double underlined.

Abbreviations:

U -- Not Detected
J -- Estimated Concentration
( ) -- Detection Limit
RADD -- Remedial Action Decision Document
ADEQ -- Arkansas Department of Environmental Quality
ug/L = micrograms per Liter
NE = Not Established
NM = Not Measured

TABLE 1A
SUMMARY OF ISCO INJECTION WELL WATER ANALYTICAL RESULTS - MARCH APRIL 2014
Whirlpool Facility
Fort Smith, AR

Location		IW-124	IW-125	IW-126	IW-127	IW-128	IW-128	IW-129	IW-130	IW-131	IW-131
ENVIRON Sample ID	Remedial Action	IW-124	IW-125-20140325	IW-126-20140325	IW-127-20140324	IW-128-20140325	IW-128-20140429	IW-129-20140325	IW-130-20140323	IW-131-20140324	IW-131-20140430
Lab Sample ID	Levels per ADEQ	60167279012	60165630005	60165630006	60165578003	60165630003	60168198011	60165630004	60165578023	60165578009	60168198001
Sample Method	RADD Isssued										
Sample Date	Dec 2013	04/15/2014	03/25/2014	03/25/2014	03/24/2014	03/25/2014	04/29/2014	03/25/2014	03/23/2014	03/24/2014	04/30/2014
Comments											
Volatile Organic Compounds											
Acetone	12000	U (10)	U (10)	3.1 J,B (10)	2.8 J (10)	2.3 J,B (10)	15.4 (10)	44.2 (10)	U (50)	261 (10)	72.3 (10)
Benzene	5.0	U (5)	0.21 J (5)	0.17 J (5)	0.21 J (5)	0.13 J (5)	0.13 J (5)	0.17 J (5)	U (25)	U (5)	0.11 J (5)
Bromodichloromethane	80	U (5)	0.88 J (5)	U (5)	U (5)	U (5)	U (5)	4.7 J (5)	U (25)	U (5)	U (5)
Bromoform	80	U (5)	0.66 J (5)	0.38 J (5)	U (5)	U (5)	U (5)	4 J (5)	U (25)	U (5)	U (5)
Bromomethane	7.0	U (7)	U (7)	U (7)	U (7)	U (7)	0.54 J (7)	U (7)	U (35)	U (7)	U (7)
2-Butanone	4900	U (10)	U (10)	U (10)	U (10)	U (10)	1.7 J (10)	43.4 (10)	U (50)	341 (10)	132 (10)
Carbon Disulfide	720	U (10)	U (10)	U (10)	0.15 J (10)	U (10)	U (10)	U (10)	U (50)	U (10)	U (10)
Chloroform	80	0.62 J (5)	6.1 (5)	2.5 J (5)	1.4 J (5)	0.26 J (5)	0.74 J (5)	31.5 (5)	U (25)	1.9 J (5)	0.31 J (5)
Chloromethane	190	U (10)	U (10)	U (10)	U (10)	U (10)	5.3 J (10)	U (10)	U (50)	U (10)	U (10)
Dibromochloromethane	80	U (5)	0.71 J (5)	0.36 J (5)	U (5)	U (5)	U (5)	3.3 J (5)	U (25)	U (5)	U (5)
1,1-Dichloroethane	2.4	U (2.4)	0.21 J (2.4)	0.19 J (2.4)	0.26 J (2.4)	0.23 J (2.4)	0.21 J (2.4)	0.2 J (2.4)	U (12)	U (2.4)	U (2.4)
1,2-Dichloroethane	5.0	U (5)	U (5)	U (5)	U (5)	U (5)	U (5)	U (5)	U (25)	U (5)	U (5)
1,1-Dichloroethene	7.0	0.83 J (5)	4.1 J (5)	3.1 J (5)	9.1 (5)	12.4 (5)	0.21 J (5)	U (5)	U (25)	0.96 J (5)	0.7 J (5)
cis-1,2-Dichloroethene	70	8.7 (5)	207 (125)	197 (5)	219 J (250)	178 (5)	68.4 (5)	192 (5)	7.6 J (25)	11.5 (5)	8.5 (5)
trans-1,2-Dichloroethene	100	U (5)	7.6 (5)	5.1 (5)	8 (5)	6 (5)	12.3 (5)	29 (5)	U (25)	1.4 J (5)	0.38 J (5)
1,2-Dichloropropane	5.0	U (5)	U (5)	U (5)	U (5)	U (5)	U (5)	U (5)	U (25)	U (5)	U (5)
Ethyl Benzene	700	U (5)	U (5)	U (5)	U (5)	U (5)	U (5)	U (5)	U (25)	0.41 J (5)	U (5)
Methylene Chloride	5.0	0.15 J (5)	U (5)	U (5)	U (5)	0.6 J (5)	1.3 J (5)	U (5)	U (25)	U (5)	U (5)
1,1,2,2-Tetrachloroethane	U (1)	U (1)	U (1)	U (1)	U (1)	U (1)	U (1)	U (1)	U (1)	U (1)	U (1)
Tetrachloroethene	5.0	U (5)	0.86 J (5)	0.73 J (5)	1 J (5)	1 J (5)	0.72 J (5)	1 J (5)	U (25)	U (5)	0.1 J (5)
Toluene	1000	U (5)	0.19 J (5)	0.24 J (5)	0.34 J (5)	U (5)	U (5)	U (5)	U (25)	0.38 J (5)	U (5)
1,1,2-Trichloroethane	5.0	U (5)	0.31 J (5)	U (5)	0.34 J (5)	0.22 J (5)	U (5)	0.39 J (5)	U (25)	U (5)	U (5)
Trichloroethene	5.0	448 (25)	2140 (125)	2020 (125)	3700 (250)	2980 (125)	1250 (50)	2540 (125)	358 (25)	526 (25)	318 (25)
Vinyl Chloride	2.0	0.26 J (2)	3.1 (2)	10.4 (2)	7.6 (2)	11.7 (2)	4.9 (2)	U (2)	U (10)	0.35 J (2)	0.31 J (2)
Metals											
Iron	NE	NM	NM	NM	NM	NM	NM	NM	NM	NM	NM
Manganese	NE	NM	NM	NM	NM	NM	NM	NM	NM	NM	NM

Notes:

1 All concentrations are presented in ug/L.

2 Only compounds with at least one detection are shown.

3 Concentrations that exceed the Remedial Action Levels per ADEQ RADD Issued 2013 are double underlined.

Abbreviations:

U -- Not Detected
J -- Estimated Concentration
( ) -- Detection Limit
RADD -- Remedial Action Decision Document
ADEQ -- Arkansas Department of Environmental Quality
ug/L = micrograms per Liter
NE = Not Established
NM = Not Measured

TABLE 1B
SUMMARY OF ISCO INJECTION WELL WATER ANALYTICAL RESULTS - MAY 2014
Whirlpool Facility
Fort Smith, AR

Location		IW-101	IW-106	IW-108	IW-109	IW-115
ENVIRON Sample ID	Remedial Action	IW-101-20140523	IW-106-20140523	IW-108-20140523	IW-109-20140523	IW-115-201405
Lab Sample ID	Levels per ADEQ	60169986006	60169986003	60169986004	60169986005	60170152005
Sample Method	RADD Isssued	Low Flow	Low Flow	Low Flow	Low Flow	Low Flow
Sample Date	December 2013	05/23/2014	05/23/2014	05/23/2014	05/23/2014	05/28/2014
Comments						
Volatile Organic Compounds						
Acetone	12000	7.9 J (10)	5.5 J (10)	47.2 (10)	12.3 (10)	U (10)
Benzene	5.0	U (5)	U (5)	0.27 J (5)	U (5)	U (5)
Bromodichloromethane	80	0.53 J (5)	0.5 J (5)	1.7 J (5)	U (5)	U (5)
Bromoform	80	31.9 (5)	65 (5)	448 (25)	16.8 (5)	U (5)
Bromomethane	7.0	1.5 J (7)	1.8 J (7)	10.7 (7)	U (7)	U (7)
2-Butanone	4900	U (10)	U (10)	U (10)	U (10)	U (10)
Carbon Disulfide	720	0.25 J (10)	0.7 J (10)	0.55 J (10)	0.18 J (10)	U (10)
Chloroform	80	0.48 J (5)	0.19 (5)	0.22 J (5)	U (5)	0.28 J (5)
Chloromethane	190	U (10)	0.89 J (10)	7.3 J (10)	U (10)	U (10)
Dibromochloromethane	80	1.2 J (5)	1.6 J (5)	8.5 (5)	0.34 J (5)	U (5)
1,2-Dichloroethane	5.0	0.31 J (5)	U (5)	U (5)	U (5)	U (5)
1,1-Dichloroethene	7.0	U (5)	U (5)	U (5)	U (5)	0.86 J (5)
cis-1,2-Dichloroethene	70	11.2 (5)	2.6 J (5)	1.5 J (5)	1.9 J (5)	11.2 (5)
trans-1,2-Dichloroethene	100	3.1 J (5)	0.74 J (5)	0.99 J (5)	0.57 J (5)	1.3 J (5)
Methylene Chloride	5.0	U (5)	U (5)	U (5)	U (5)	U (5)
1,1,2,2-Tetrachloroethane	0.066	U (1)	U (1)	U (1)	U (1)	U (1)
Tetrachloroethene	5.0	0.15 J (5)	U (5)	0.15 J (5)	U (5)	U (5)
Toluene	1000	U (5)	U (5)	U (5)	U (5)	U (5)
Trichloroethene	5.0	509 (50)	132 (5)	59 (5)	110 (5)	504 (25)
Vinyl Chloride	2.0	U (2)	U (2)	U (2)	U (2)	0.27 J (2)

Notes:

1 All concentrations are presented in ug/L.

2 Only compounds with at least one detection are shown.

3 Concentrations that exceed the Remedial Action Levels per ADEQ RADD Issued 2013 are double underlined.

Abbreviations:

U -- Not Detected
J -- Estimated Concentration
( ) -- Detection Limit
RADD -- Remedial Action Decision Document
ADEQ -- Arkansas Department of Environmental Quality
ug/L = micrograms per Liter

TABLE 1B
SUMMARY OF ISCO INJECTION WELL WATER ANALYTICAL RESULTS - MAY 2014
Whirlpool Facility
Fort Smith, AR

Location		IW-118	IW-125	IW-126	IW-127	IW-128
ENVIRON Sample ID	Remedial Action	IW-118-201405	IW-125-201405	IW-126-201405	IW-127-201405	IW-128-201405
Lab Sample ID	Levels per ADEQ	60170152006	60170255005	60170255006	60170255003	60170255002
Sample Method	RADD Isssued	Low Flow	Low Flow	Low Flow	Low Flow	Low Flow
Sample Date	December 2013	05/28/2014	05/29/2014	05/29/2014	05/29/2014	05/29/2014
Comments						
Volatile Organic Compounds						
Acetone	12000	4 J (10)	15.2 B (10)	13.3 B (10)	19.8 B (10)	16.1 B (10)
Benzene	5.0	U (5)	U (5)	U (5)	U (5)	U (5)
Bromodichloromethane	80	U (5)	U (5)	U (5)	U (5)	U (5)
Bromoform	80	0.28 J (5)	U (5)	6.2 (5)	6.2 (5)	5.9 (5)
Bromomethane	7.0	U (7)	2.9 J (7)	4 J (7)	8 (7)	4.5 J (7)
2-Butanone	4900	U (10)	U (10)	0.65 J (10)	1 J (10)	U (10)
Carbon Disulfide	720	U (10)	U (10)	U (10)	U (10)	U (10)
Chloroform	80	0.3 J (5)	0.41 J (5)	0.91 J (5)	1.1 J (5)	0.88 J (5)
Chloromethane	190	U (10)	8.6 J (10)	2.2 J (10)	4.8 J (10)	7.6 J (10)
Dibromochloromethane	80	U (5)	U (5)	U (5)	U (5)	U (5)
1,2-Dichloroethane	5.0	U (5)	U (5)	U (5)	U (5)	U (5)
1,1-Dichloroethene	7.0	U (5)	U (5)	U (5)	U (5)	U (5)
cis-1,2-Dichloroethene	70	9.3 (5)	2.9 J (5)	59.1 (5)	34.7 (5)	62.7 (5)
trans-1,2-Dichloroethene	100	1.9 J (5)	0.38 J (5)	9.7 (5)	5.6 (5)	10.4 (5)
Methylene Chloride	5.0	U (5)	0.83 (5)	0.56 (5)	1.7 (5)	1.6 (5)
1,1,2,2-Tetrachloroethane	0.066	U (1)	U (1)	U (1)	0.37 J (1)	U (1)
Tetrachloroethene	5.0	0.14 J (5)	U (5)	0.19 J (5)	0.31 J (5)	0.62 J (5)
Toluene	1000	U (5)	U (5)	U (5)	U (5)	U (5)
Trichloroethene	5.0	437 (25)	17.1 (5)	787 (125)	639 (50)	1190 (50)
Vinyl Chloride	2.0	U (2)	U (2)	U (2)	U (2)	U (2)

Notes:

1 All concentrations are presented in ug/L.

2 Only compounds with at least one detection are shown.

3 Concentrations that exceed the Remedial Action Levels per ADEQ RADD Issued 2013 are double underlined.

Abbreviations:

U -- Not Detected
J -- Estimated Concentration
( ) -- Detection Limit
RADD -- Remedial Action Decision Document
ADEQ -- Arkansas Department of Environmental Quality
ug/L = micrograms per Liter

TABLE 1B
SUMMARY OF ISCO INJECTION WELL WATER ANALYTICAL RESULTS - MAY 2014
Whirlpool Facility
Fort Smith, AR

Location		IW-129	IW-130	IW-131
ENVIRON Sample ID	Remedial Action	IW-129-201405	IW-130-20140523	IW-131-201405
Lab Sample ID	Levels per ADEQ	60170255004	60169986007	60170152001
Sample Method	RADD Isssued	Low Flow	Low Flow	Low Flow
Sample Date	December 2013	05/29/2014	05/23/2014	05/28/2014
Comments				
Volatile Organic Compounds				
Acetone	12000	15.1 B (10)	13.7 (10)	33.9 (10)
Benzene	5.0	U (5)	U (5)	U (5)
Bromodichloromethane	80	U (5)	U (5)	U (5)
Bromoform	80	U (5)	7.5 (5)	U (5)
Bromomethane	7.0	3.5 J (7)	U (7)	U (7)
2-Butanone	4900	U (10)	U (10)	25 (10)
Carbon Disulfide	720	U (10)	0.16 J (10)	U (10)
Chloroform	80	U (5)	U (5)	0.2 J (5)
Chloromethane	190	U (10)	U (10)	U (10)
Dibromochloromethane	80	U (5)	U (5)	U (5)
1,2-Dichloroethane	5.0	U (5)	U (5)	U (5)
1,1-Dichloroethene	7.0	U (5)	U (5)	0.38 J (5)
cis-1,2-Dichloroethene	70	1.8 J (5)	0.78 J (5)	8.8 (5)
trans-1,2-Dichloroethene	100	U (5)	U (5)	1.4 J (5)
Methylene Chloride	5.0	0.5 (5)	U (5)	U (5)
1,1,2,2-Tetrachloroethane	0.066	U (1)	U (1)	U (1)
Tetrachloroethene	5.0	U (5)	U (5)	0.15 J (5)
Toluene	1000	0.18 (5)	U (5)	U (5)
Trichloroethene	5.0	25.8 (5)	75.5 (5)	443 (25)
Vinyl Chloride	2.0	U (2)	U (2)	0.3 J (2)

Notes:

1 All concentrations are presented in ug/L.
2 Only compounds with at least one detection are shown.

3 Concentrations that exceed the Remedial Action Levels per ADEQ RADD Issued 2013 are double underlined.

Abbreviations:

U -- Not Detected
J -- Estimated Concentration
( ) -- Detection Limit
RADD -- Remedial Action Decision Document
ADEQ -- Arkansas Department of Environmental Quality
ug/L = micrograms per Liter

TABLE 1C
SUMMARY OF ISCO MONITORING WELL WATER ANALYTICAL RESULTS - MAY 2014
Whirlpool Facility
Fort Smith, AR

Location		MW-22	MW-23	MW-24	MW-25	MW-26	MW-27	MW-28
ENVIRON Sample ID	Remedial Action	MW-22-201405	MW-23-20140522	MW-24-20140522	MW-25-201405	MW-26-201405	MW-27-201405	MW-28-201405
Lab Sample ID	Levels per ADEQ	60169057001	60169986002	60169986001	60169379004	60169057004	60169189003	60169189018
Sample Method	RADD Isssued		Low Flow	Low Flow				
Sample Date	December 2013	05/12/2014	05/22/2014	05/22/2014	05/15/2014	05/12/2014	05/13/2014	05/13/2014
Comments								
Volatile Organic Compounds								
Acetone	12000	U (10)	U (10)	U (10)	U (10)	U (10)	U (10)	U (10)
Benzene	5.0	U (5)	U (5)	U (5)	U (5)	U (5)	U (5)	U (5)
Bromodichloromethane	80	U (5)	U (5)	U (5)	U (5)	U (5)	U (5)	U (5)
Bromoform	80	U (5)	0.26 J (5)	0.27 J (5)	U (5)	U (5)	U (5)	U (5)
Bromomethane	7.0	U (7)	U (7)	U (7)	U (7)	U (7)	U (7)	U (7)
2-Butanone	4900	U (10)	U (10)	U (10)	U (10)	U (10)	U (10)	U (10)
Carbon Disulfide	720	U (10)	U (10)	U (10)	U (10)	U (10)	U (10)	U (10)
Chlorobenzene	100	U (5)	U (5)	U (5)	U (5)	U (5)	U (5)	U (5)
Chloroform	80	U (5)	U (5)	U (5)	0.96 J (5)	U (5)	U (5)	U (5)
Chloromethane	190	U (10)	U (10)	U (10)	U (10)	U (10)	U (10)	U (10)
Dibromochloromethane	80	U (5)	U (5)	U (5)	U (5)	U (5)	U (5)	U (5)
1,1-Dichloroethane	2.4	U (2.4)	U (2.4)	U (2.4)	1.2 J (2.4)	U (2.4)	U (2.4)	U (2.4)
1,1-Dichloroethene	7.0	U (5)	U (5)	U (5)	42.1 (5)	U (5)	U (5)	U (5)
cis-1,2-Dichloroethene	70	U (5)	U (5)	1.2 J (5)	600 J (1000)	U (5)	U (5)	U (5)
trans-1,2-Dichloroethene	100	U (5)	U (5)	U (5)	3.1 J (5)	U (5)	U (5)	U (5)
Ethyl Benzene	700	U (5)	U (5)	U (5)	U (5)	U (5)	U (5)	U (5)
Methylene Chloride	5.0	U (5)	U (5)	U (5)	1.1 J (5)	U (5)	U (5)	U (5)
1,1,2,2-Tetrachloroethane	0.066	U (1)	U (1)	U (1)	0.21 J (1)	U (1)	U (1)	U (1)
Tetrachloroethene	5.0	U (5)	U (5)	U (5)	5.1 (5)	U (5)	U (5)	U (5)
Toluene	1000	U (5)	U (5)	U (5)	0.18 J (5)	U (5)	U (5)	U (5)
1,1,1-Trichloroethane	200	U (5)	U (5)	U (5)	2.6 J (5)	U (5)	U (5)	U (5)
1,1,2-Trichloroethane	5.0	U (5)	U (5)	U (5)	U (5)	U (5)	U (5)	U (5)
Trichloroethene	5.0	U (5)	22.8 (5)	79.7 (5)	18500 (1000)	0.25 J (5)	U (5)	0.3 J (5)
Vinyl Chloride	2.0	U (2)	U (2)	U (2)	30.3 (2)	U (2)	U (2)	U (2)
Xylenes (total)	10000	U (5)	U (5)	U (5)	U (1000)	U (5)	U (5)	U (5)

Notes:

1 All concentrations are presented in ug/L.
2 Only compounds with at least one detection are shown.
3 Concentrations that exceed the Remedial Action Levels per ADEQ RADD Issued 2013 are double underlined.

Abbreviations:

U -- Not Detected
J -- Estimated Concentration
( ) -- Detection Limit
RADD -- Remedial Action Decision Document
ADEQ -- Arkansas Department of Environmental Quality
ug/L = micrograms per Liter
NE = Not Established

TABLE 1C
SUMMARY OF ISCO MONITORING WELL WATER ANALYTICAL RESULTS - MAY 2014
Whirlpool Facility
Fort Smith, AR

Location		MW-29	IW-72	IW-73	IW-74	IW-76	IW-77	IW-78
ENVIRON Sample ID	Remedial Action	MW-29-201405	IW-72-201405	IW-73-201405	IW-74-201405	IW-76-201405	IW-77-201405	IW-78-201405
Lab Sample ID	Levels per ADEQ	60169189020	60169057006	60169284005	60169284006	60169284007	60169284008	60170152004
Sample Method	RADD Isssued							Low Flow
Sample Date	December 2013	05/13/2014	05/12/2014	05/14/2014	05/14/2014	05/14/2014	05/14/2014	05/28/2014
Comments								
Volatile Organic Compounds								
Acetone	12000	U (10)	3 J (10)	2 J (10)	U (10)	U (10)	U (10)	9.1 J (10)
Benzene	5.0	0.29 J (5)	U (5)	U (5)	0.12 J (5)	U (5)	0.15 J (5)	0.23 J (5)
Bromodichloromethane	80	U (5)	U (5)	U (5)	U (5)	U (5)	U (5)	U (5)
Bromoform	80	U (5)	3.8 J (5)	U (5)	0.19 J (5)	1.3 J (5)	U (5)	5.1 (5)
Bromomethane	7.0	U (7)	U (7)	U (7)	U (7)	U (7)	U (7)	2 J (7)
2-Butanone	4900	U (10)	U (10)	U (10)	U (10)	U (10)	4 J (10)	U (10)
Carbon Disulfide	720	U (10)	U (10)	U (10)	U (10)	U (10)	U (10)	U (10)
Chlorobenzene	100	11.5 (5)	U (5)	U (5)	U (5)	U (5)	U (5)	U (5)
Chloroform	80	U (5)	U (5)	U (5)	U (5)	U (5)	0.5 J (5)	0.22 J (5)
Chloromethane	190	U (10)	U (10)	U (10)	U (10)	U (10)	U (10)	2.3 J (10)
Dibromochloromethane	80	U (5)	U (5)	U (5)	U (5)	U (5)	U (5)	0.26 J (5)
1,1-Dichloroethane	2.4	U (2.4)	U (2.4)	U (2.4)	U (2.4)	U (2.4)	U (2.4)	U (2.4)
1,1-Dichloroethene	7.0	U (5)	U (5)	0.39 J (5)	0.41 J (5)	U (5)	2.5 J (5)	U (5)
cis-1,2-Dichloroethene	70	U (5)	U (5)	0.81 J (5)	4.3 J (5)	U (5)	36 (5)	6.2 (5)
trans-1,2-Dichloroethene	100	U (5)	U (5)	U (5)	U (5)	U (5)	0.34 J (5)	1.1 J (5)
Ethyl Benzene	700	U (5)	U (5)	U (5)	U (5)	U (5)	U (5)	U (5)
Methylene Chloride	5.0	U (5)	U (5)	U (5)	U (5)	U (5)	0.3 J (5)	U (5)
1,1,2,2-Tetrachloroethane	0.066	U (1)	U (1)	U (1)	U (1)	U (1)	U (1)	U (1)
Tetrachloroethene	5.0	U (5)	U (5)	U (5)	U (5)	U (5)	0.36 J (5)	U (5)
Toluene	1000	U (5)	U (5)	U (5)	U (5)	U (5)	U (5)	U (5)
1,1,1-Trichloroethane	200	U (5)	U (5)	U (5)	U (5)	U (5)	U (5)	U (5)
1,1,2-Trichloroethane	5.0	U (5)	U (5)	U (5)	U (5)	U (5)	U (5)	U (5)
Trichloroethene	5.0	0.18 J (5)	U (5)	31.9 (5)	169 (5)	10.3 (5)	1460 (50)	255 (25)
Vinyl Chloride	2.0	U (2)	U (2)	U (2)	0.8 J (2)	U (2)	0.66 J (2)	U (2)
Xylenes (total)	10000	U (5)	U (5)	U (5)	U (5)	U (5)	U (50)	U (5)

Notes:

1 All concentrations are presented in ug/L.
2 Only compounds with at least one detection are shown.
3 Concentrations that exceed the Remedial Action Levels per ADEQ RADD Issued 2013 are double underlined.

Abbreviations:

U -- Not Detected
J -- Estimated Concentration
( ) -- Detection Limit
RADD -- Remedial Action Decision Document
ADEQ -- Arkansas Department of Environmental Quality
ug/L = micrograms per Liter
NE = Not Established

TABLE 1C
SUMMARY OF ISCO MONITORING WELL WATER ANALYTICAL RESULTS - MAY 2014
Whirlpool Facility
Fort Smith, AR

Location		IW-79	MW-81	MW-82	MW-83	MW-84	MW-85	MW-86
ENVIRON Sample ID	Remedial Action	IW-79-201405	MW-81-201405	MW-82-201405	MW-83-20140523	MW-84-201405	MW-85-201405	MW-86-201405
Lab Sample ID	Levels per ADEQ	60170152003	60170255001	60170152007	60169986008	60170152002	60170255007	60170255008
Sample Method	RADD Isssued	Low Flow	Low Flow	Low Flow	Low Flow	Low Flow	Low Flow	Low Flow
Sample Date	December 2013	05/28/2014	05/29/2014	05/28/2014	05/23/2014	05/27/2014	05/29/2014	05/29/2014
Comments								
Volatile Organic Compounds								
Acetone	12000	U (10)	7 (10)	U (10)	3.8 J (10)	U (10)	6.4 (10)	12.9 B (10)
Benzene	5.0	0.21 J (5)	U (5)	U (5)	U (5)	U (5)	U (5)	U (5)
Bromodichloromethane	80	U (5)	U (5)	U (5)	0.26 J (5)	U (5)	U (5)	U (5)
Bromoform	80	1.3 J (5)	U (5)	U (5)	1.6 J (5)	U (5)	U (5)	U (5)
Bromomethane	7.0	U (7)	U (7)	U (7)	1.6 J (7)	U (7)	U (7)	U (7)
2-Butanone	4900	U (10)	U (10)	U (10)	U (10)	U (10)	U (10)	107 (10)
Carbon Disulfide	720	U (10)	0.15 J (10)	U (10)	U (10)	U (10)	U (10)	U (10)
Chlorobenzene	100	U (5)	U (5)	U (5)	U (5)	U (5)	U (5)	U (5)
Chloroform	80	0.3 J (5)	U (5)	0.26 J (5)	0.16 J (5)	0.4 J (5)	U (5)	36.8 (5)
Chloromethane	190	U (10)	U (10)	U (10)	0.96 J (10)	U (10)	U (10)	U (10)
Dibromochloromethane	80	U (5)	U (5)	U (5)	U (5)	U (5)	U (5)	35.3 (5)
1,1-Dichloroethane	2.4	U (2.4)	U (2.4)	U (2.4)	U (2.4)	U (2.4)	U (2.4)	156 J (1200)
1,1-Dichloroethene	7.0	U (5)	1.2 J (5)	0.59 J (5)	U (5)	0.45 J (5)	4 J (5)	355 J (2500)
cis-1,2-Dichloroethene	70	6.9 (5)	14.3 (5)	4.8 J (5)	8.3 (5)	4.6 J (5)	99.4 (5)	1220 J (2500)
trans-1,2-Dichloroethene	100	1.7 J (5)	U (5)	U (5)	2.1 J (5)	0.4 J (5)	0.36 J (5)	7.2 (5)
Ethyl Benzene	700	U (5)	U (5)	U (5)	U (5)	U (5)	U (5)	0.77 J (5)
Methylene Chloride	5.0	U (5)	U (5)	U (5)	U (5)	U (5)	U (5)	4.5 J (5)
1,1,2,2-Tetrachloroethane	0.066	U (1)	U (1)	U (1)	U (1)	U (1)	U (1)	0.79 J (1)
Tetrachloroethene	5.0	U (5)	U (5)	U (5)	0.17 J (5)	U (5)	0.37 J (5)	33.1 (5)
Toluene	1000	U (5)	1.1 (5)	0.78 J (5)	U (5)	0.55 J (5)	0.35 (5)	47.8 (5)
1,1,1-Trichloroethane	200	U (5)	0.11 J (5)	0.31 J (5)	U (5)	U (5)	0.52 J (5)	1220 J (2500)
1,1,2-Trichloroethane	5.0	U (5)	U (5)	U (5)	U (5)	U (5)	U (5)	2.4 J (5)
Trichloroethene	5.0	426 (25)	512 (50)	285 (25)	470 (25)	214 (25)	1970 (125)	533000 (25000)
Vinyl Chloride	2.0	U (2)	0.21 J (2)	0.14 J (2)	U (2)	0.16 J (2)	23.1 (2)	341 J (1000)
Xylenes (total)	10000	U (5)	U (5)	U (5)	U (5)	U (5)	U (125)	3.9 J (5)

Notes:

1 All concentrations are presented in ug/L.
2 Only compounds with at least one detection are shown.
3 Concentrations that exceed the Remedial Action Levels per ADEQ RADD Issued 2013 are double underlined.

Abbreviations:

U -- Not Detected
J -- Estimated Concentration
( ) -- Detection Limit
RADD -- Remedial Action Decision Document
ADEQ -- Arkansas Department of Environmental Quality
ug/L = micrograms per Liter
NE = Not Established

TABLE 1D
SUMMARY OF ISCO INJECTION MONITORING WELL WATER ANALYTICAL RESULTS - JULY 2014
Whirlpool Facility
Fort Smith, AR

Location		IW-77	IW-101	IW-115	MW-23
ENVIRON Sample ID	Remedial Action	20140709-GW-IW-77	20140708-GW-IW-101	20140709-GW-IW-115	20140708-GW-MW-23
Lab Sample ID	Levels per ADEQ	60173365006	60173365003	60173365007	60173365001
Sample Method	RADD Issued	Low Flow	Low Flow	Low Flow	Low Flow
Sample Date	December 2013	07/09/2014	07/08/2014	07/09/2014	07/08/2014
Comments					
Volatile Organic Compounds					
Acetone	12000	12.4 (10)	16.1 (10)	16 (10)	U (10)
Bromodichloromethane	80	U (5)	1.4 J (5)	U (5)	U (5)
Bromoform	80	2.8 J (5)	94.1 (5)	0.91 J (5)	U (5)
Bromomethane	7.0	4.3 J (7)	U (7)	U (7)	U (7)
2-Butanone	4900	U (10)	U (10)	13.8 (10)	U (10)
Carbon Disulfide	720	U (10)	U (10)	U (10)	U (10)
Chloroform	80	0.58 J (5)	U (5)	U (5)	U (5)
Chloromethane	190	5.7 J (10)	3 J (10)	1.2 J (10)	U (10)
Dibromochloromethane	80	U (5)	4.1 J (5)	U (5)	U (5)
1,1-Dichloroethane	2.4	U (2.4)	U (2.4)	U (2.4)	U (2.4)
1,2-Dichloroethane	5.0	U (5)	U (5)	U (5)	U (5)
1,1-Dichloroethene	7.0	U (5)	U (5)	U (5)	U (5)
cis-1,2-Dichloroethene	70	21.1 (5)	4.5 J (5)	7.4 (5)	0.68 J (5)
trans-1,2-Dichloroethene	100	4.9 J (5)	1.5 J (5)	1.7 J (5)	U (5)
Methylene Chloride	5.0	0.51 J (5)	U (5)	U (5)	U (5)
1,1,2,2-Tetrachloroethane	0.066	U (1)	U (1)	U (1)	U (1)
Tetrachloroethene	5.0	U (5)	U (5)	U (5)	U (5)
1,1,1-Trichloroethane	200	U (5)	U (5)	U (5)	U (5)
1,1,2-Trichloroethane	5.0	U (5)	U (5)	U (5)	U (5)
Trichloroethene	5.0	1200 (100)	150 (5)	352 (25)	27.8 (5)
Vinyl Chloride	2.0	U (2)	U (2)	U (2)	U (2)

Notes:

1 All concentrations are presented in ug/L (ppb).

2 Only compounds with at least one detection are shown.

3 Concentrations that exceed the Remedial Action Levels per ADEQ RADD Issued 2013 are double underlined.

Abbreviations:

U -- Not Detected.
J -- Estimated Concentration.
( ) -- Detection Limit.
RADD -- Remedial Action Decision Document
ADEQ -- Arkansas Department of Environmental Quality

TABLE 1D
SUMMARY OF ISCO INJECTION MONITORING WELL WATER ANALYTICAL RESULTS - JULY 2014
Whirlpool Facility
Fort Smith, AR

Location		MW-24	MW-25	MW-81	MW-82
ENVIRON Sample ID	Remedial Action	20140708-GW-MW-24	20140709-GW-MW-25	20140708-GW-MW-81	20140708-GW-MW-82
Lab Sample ID	Levels per ADEQ	60173365002	60173365008	60173365004	60173365005
Sample Method	RADD Issued	Low Flow	Low Flow	Low Flow	Low Flow
Sample Date	December 2013	07/08/2014	07/09/2014	07/09/2014	07/09/2014
Comments					
Volatile Organic Compounds					
Acetone	12000	14 (10)	145 (10)	10.5 (10)	31 (10)
Bromodichloromethane	80	U (5)	4.5 J (5)	U (5)	0.74 J (5)
Bromoform	80	14.3 (5)	1.2 J (5)	9.2 (5)	36.9 (5)
Bromomethane	7.0	3.6 J (7)	U (7)	12.4 (7)	48.7 (7)
2-Butanone	4900	U (10)	17.1 (10)	U (10)	U (10)
Carbon Disulfide	720	U (10)	7.9 J (10)	U (10)	U (10)
Chloroform	80	U (5)	49.9 (5)	U (5)	U (5)
Chloromethane	190	7.4 J (10)	4.7 J (10)	7.2 J (10)	10.8 (10)
Dibromochloromethane	80	0.79 J (5)	U (5)	0.79 J (5)	2.4 J (5)
1,1-Dichloroethane	2.4	U (2.4)	7.9 (2.4)	U (2.4)	U (2.4)
1,2-Dichloroethane	5.0	U (5)	1 J (5)	U (5)	U (5)
1,1-Dichloroethene	7.0	U (5)	1.3 J (5)	U (5)	U (5)
cis-1,2-Dichloroethene	70	1.4 J (5)	1750 (1000)	11.4 (5)	1.2 J (5)
trans-1,2-Dichloroethene	100	U (5)	141 (5)	4.4 J (5)	U (5)
Methylene Chloride	5.0	U (5)	13.8 (5)	U (5)	U (5)
1,1,2,2-Tetrachloroethane	0.066	U (1)	107 (1)	U (1)	U (1)
Tetrachloroethene	5.0	U (5)	43.4 (5)	U (5)	U (5)
1,1,1-Trichloroethane	200	U (5)	72.6 (5)	U (5)	U (5)
1,1,2-Trichloroethane	5.0	U (5)	3.2 J (5)	U (5)	U (5)
Trichloroethene	5.0	102 (5)	49900 (10000)	518 (50)	48.2 (5)
Vinyl Chloride	2.0	U (2)	U (2)	U (2)	U (2)

Notes:

1 All concentrations are presented in ug/L (ppb).

2 Only compounds with at least one detection are shown.

3 Concentrations that exceed the Remedial Action Levels per ADEQ RADD Issued 2013 are double underlined.

Abbreviations:

U -- Not Detected.
J -- Estimated Concentration.
( ) -- Detection Limit.
RADD -- Remedial Action Decision Document
ADEQ -- Arkansas Department of Environmental Quality

TABLE 1D
SUMMARY OF ISCO INJECTION MONITORING WELL WATER ANALYTICAL RESULTS - JULY 2014
Whirlpool Facility
Fort Smith, AR

Location		MW-85
ENVIRON Sample ID	Remedial Action	20140708-GW-MW-85
Lab Sample ID	Levels per ADEQ	60173365009
Sample Method	RADD Issued	Low Flow
Sample Date	December 2013	07/08/2014
Comments		
Volatile Organic Compounds		
Acetone	12000	9.9 J (10)
Bromodichloromethane	80	U (5)
Bromoform	80	U (5)
Bromomethane	7.0	U (7)
2-Butanone	4900	U (10)
Carbon Disulfide	720	U (10)
Chloroform	80	1.1 J (5)
Chloromethane	190	1.2 J (10)
Dibromochloromethane	80	U (5)
1,1-Dichloroethane	2.4	U (2.4)
1,2-Dichloroethane	5.0	U (5)
1,1-Dichloroethene	7.0	0.65 J (5)
cis-1,2-Dichloroethene	70	133 (5)
trans-1,2-Dichloroethene	100	26.6 (5)
Methylene Chloride	5.0	0.52 J (5)
1,1,2,2-Tetrachloroethane	0.066	2 (1)
Tetrachloroethene	5.0	1.1 J (5)
1,1,1-Trichloroethane	200	U (5)
1,1,2-Trichloroethane	5.0	U (5)
Trichloroethene	5.0	3780 (125)
Vinyl Chloride	2.0	3.9 (2)

Notes:

1 All concentrations are presented in ug/L (ppb).

2 Only compounds with at least one detection are shown.

3 Concentrations that exceed the Remedial Action Levels per ADEQ RADD Issued 2013 are double underlined.

Abbreviations:

U -- Not Detected.
J -- Estimated Concentration.
( ) -- Detection Limit.
RADD -- Remedial Action Decision Document
ADEQ -- Arkansas Department of Environmental Quality

TABLE 1E
SUMMARY OF ISCO INJECTION MONITORING WELL WATER ANALYTICAL RESULTS - SEPTEMBER 2014
Whirlpool Facility
Fort Smith, AR

Location	Remedial Action Levels per ADEQ RADD Issued December 2013	IW-78	IW-79	IW-101	IW-115	IW-125	IW-127
ENVIRON Sample ID		IW-78-201409	IW-79-201409	IW-101-201409	IW-115-201409	IW-125-201409	IW-127-201409
Lab Sample ID		60177967008	60177967001	60177967013	60177967002	60177967006	60177967004
Sample Method		Low Flow	Low Flow	Low Flow	Low Flow	Low Flow	Low Flow
Sample Date		09/11/2014	09/11/2014	09/12/2014	09/11/2014	09/11/2014	09/11/2014
Comments							
Volatile Organic Compounds							
Acetone	12000	767 (10)	63.5 (10)	19.4 (10)	8.6 J (10)	12.5 (10)	19.5 (10)
Bromodichloromethane	80	U (5)	U (5)	0.84 J (5)	U (5)	U (5)	U (5)
Bromoform	80	6.6 (5)	9.3 (5)	98 (5)	U (5)	U (5)	U (5)
Bromomethane	7.0	17.9 (7)	U (7)	U (7)	U (7)	19.3 (7)	7.9 (7)
2-Butanone	4900	U (10)	U (10)	U (10)	U (10)	U (10)	U (10)
Carbon Tetrachloride	5	U (5)	U (5)	U (5)	U (5)	U (5)	U (5)
Chloroethane	12000	U (10)	U (10)	U (10)	U (10)	U (10)	U (10)
Chloroform	80	U (5)	U (5)	U (5)	U (5)	U (5)	0.57 J (5)
Chloromethane	190	6.1 J (10)	U (10)	0.88 J (10)	U (10)	2.8 J (10)	1.3 J (10)
Dibromochloromethane	80	U (5)	U (5)	U (5)	U (5)	U (5)	U (5)
1,1-Dichloroethane	2.4	U (2.4)	U (2.4)	U (2.4)	U (2.4)	U (2.4)	U (2.4)
1,1-Dichloroethene	7.0	U (5)	U (5)	U (5)	0.59 J (5)	U (5)	4.1 J (5)
cis-1,2-Dichloroethene	70	1.2 J (5)	1.8 J (5)	3.4 J (5)	8 (5)	1 J (5)	38.5 (5)
trans-1,2-Dichloroethene	100	U (5)	U (5)	U (5)	0.73 J (5)	U (5)	6.1 (5)
Methylene Chloride	5.0	U (5)	U (5)	U (5)	U (5)	U (5)	1 J (5)
1,1,2,2-Tetrachloroethane	0.066	U (1)	U (1)	U (1)	U (1)	U (1)	U (1)
Tetrachloroethene	5.0	U (5)	U (5)	U (5)	U (5)	U (5)	0.55 J (5)
1,1,1-Trichloroethane	200	U (5)	U (5)	U (5)	U (5)	U (5)	U (5)
1,1,2-Trichloroethane	5.0	U (5)	U (5)	U (5)	U (5)	U (5)	U (5)
Trichloroethene	5.0	39.6 (5)	105 (5)	139 (5)	355 (25)	7.3 (5)	1020 (50)
Vinyl Chloride	2.0	U (2)	U (2)	U (2)	U (2)	U (2)	2.6 (2)

Notes:

1 All concentrations are presented in ug/L (ppb).

2 Only compounds with at least one detection are shown.

3 Concentrations that exceed the Remedial Action Levels per ADEQ RADD Issued 2013 are double underlined.

Abbreviations:

U -- Not Detected.
J -- Estimated Concentration.
( ) -- Detection Limit.
RADD -- Remedial Action Decision Document
ADEQ -- Arkansas Department of Environmental Quality

TABLE 1E
SUMMARY OF ISCO INJECTION MONITORING WELL WATER ANALYTICAL RESULTS - SEPTEMBER 2014
Whirlpool Facility
Fort Smith, AR

Location ENVIRON Sample ID Lab Sample ID Sample Method Sample Date Comments	Remedial Action Levels per ADEQ RADD Issued December 2013	MW-23 MW-23-201409 60177967010 Low Flow 09/12/2014	MW-24 MW-24-201409 60177967011 Low Flow 09/12/2014	MW-81 MW-81-201409 60177967007 Low Flow 09/11/2014	MW-82 MW-82-201409 60177967003 Low Flow 09/11/2014	MW-83 MW-83-201409 60177967012 Low Flow 09/12/2014	MW-84 MW-84-201409A 60177967014 Low Flow 09/12/2014
Volatile Organic Compounds							
Acetone	12000	U (10)	28.3 (10)	16.5 (10)	36.5 (10)	10.2 (10)	68.6 (10)
Bromodichloromethane	80	U (5)	U (5)	U (5)	U (5)	U (5)	U (5)
Bromoform	80	U (5)	4.5 J (5)	3.5 J (5)	5.1 (5)	2.2 J (5)	U (5)
Bromomethane	7.0	U (7)	26.5 (7)	39.1 (7)	52.6 (7)	7 (7)	29.6 (7)
2-Butanone	4900	U (10)	U (10)	U (10)	U (10)	U (10)	U (10)
Carbon Tetrachloride	5	U (5)	U (5)	U (5)	U (5)	U (5)	U (5)
Chloroethane	12000	U (10)	U (10)	U (10)	U (10)	U (10)	U (10)
Chloroform	80	U (5)	U (5)	U (5)	U (5)	U (5)	U (5)
Chloromethane	190	U (10)	26.5 (10)	4.7 J (10)	9.7 J (10)	2.1 J (10)	9 J (10)
Dibromochloromethane	80	U (5)	U (5)	U (5)	U (5)	U (5)	U (5)
1,1-Dichloroethane	2.4	U (2.4)	U (2.4)	U (2.4)	U (2.4)	U (2.4)	U (2.4)
1,1-Dichloroethene	7.0	U (5)	U (5)	0.8 J (5)	U (5)	U (5)	U (5)
cis-1,2-Dichloroethene	70	1.8 J (5)	0.66 J (5)	13.5 (5)	1.1 J (5)	4.9 J (5)	U (5)
trans-1,2-Dichloroethene	100	U (5)	U (5)	1.4 J (5)	U (5)	0.84 J (5)	U (5)
Methylene Chloride	5.0	U (5)	U (5)	U (5)	U (5)	U (5)	U (5)
1,1,2,2-Tetrachloroethane	0.066	U (1)	U (1)	U (1)	U (1)	U (1)	U (1)
Tetrachloroethene	5.0	U (5)	U (5)	U (5)	U (5)	U (5)	U (5)
1,1,1-Trichloroethane	200	U (5)	U (5)	U (5)	U (5)	U (5)	U (5)
1,1,2-Trichloroethane	5.0	U (5)	U (5)	U (5)	U (5)	U (5)	U (5)
Trichloroethene	5.0	62.1 (5)	55.7 (5)	463 (50)	50 (5)	213 (25)	0.93 J (5)
Vinyl Chloride	2.0	U (2)	U (2)	U (2)	U (2)	U (2)	U (2)

Notes:
1 All concentrations are presented in ug/L (ppb).
2 Only compounds with at least one detection are shown.
3 Concentrations that exceed the Remedial Action Levels per ADEQ RADD Issued 2013 are double underlined.

Abbreviations:
U -- Not Detected.
J -- Estimated Concentration.
( ) -- Detection Limit.
RADD -- Remedial Action Decision Document
ADEQ -- Arkansas Department of Environmental Quality

TABLE 1E
SUMMARY OF ISCO INJECTION MONITORING WELL WATER ANALYTICAL RESULTS - SEPTEMBER 2014
Whirlpool Facility
Fort Smith, AR

Location ENVIRON Sample ID Lab Sample ID Sample Method Sample Date Comments	Remedial Action Levels per ADEQ RADD Issued December 2013	MW-85 MW-85-201409 60177967005 Low Flow 09/11/2014	MW-86 MW-86-201409 60177967009 Low Flow 09/11/2014
Volatile Organic Compounds			
Acetone	12000	11.5 (10)	782 (10)
Bromodichloromethane	80	U (5)	5.3 (5)
Bromoform	80	U (5)	2 J (5)
Bromomethane	7.0	U (7)	3 J (7)
2-Butanone	4900	U (10)	2650 (10)
Carbon Tetrachloride	5	U (5)	0.67 J (5)
Chloroethane	12000	U (10)	0.57 J (10)
Chloroform	80	1.7 J (5)	31.7 (5)
Chloromethane	190	U (10)	4.9 J (10)
Dibromochloromethane	80	2.4 J (5)	20.2 (5)
1,1-Dichloroethane	2.4	0.62 J (2.4)	15.6 (2.4)
1,1-Dichloroethene	7.0	0.82 J (5)	2.2 J (5)
cis-1,2-Dichloroethene	70	226 J (250)	91.6 (5)
trans-1,2-Dichloroethene	100	38.7 (5)	15.6 (5)
Methylene Chloride	5.0	U (5)	8.2 (5)
1,1,2,2-Tetrachloroethane	0.066	3.4 (1)	2560 J (5000)
Tetrachloroethene	5.0	2.2 J (5)	19.5 (5)
1,1,1-Trichloroethane	200	1.2 J (5)	180 (5)
1,1,2-Trichloroethane	5.0	U (5)	4.5 J (5)
Trichloroethene	5.0	5820 (250)	129000 (25000)
Vinyl Chloride	2.0	35.3 (2)	4.1 (2)

Notes:

1 All concentrations are presented in ug/L (ppb).
2 Only compounds with at least one detection are shown.
3 Concentrations that exceed the Remedial Action Levels per ADEQ RADD Issued 2013 are double underlined.

Abbreviations:

U -- Not Detected.
J -- Estimated Concentration.
( ) -- Detection Limit.
RADD -- Remedial Action Decision Document
ADEQ -- Arkansas Department of Environmental Quality

TABLE 2
Summary of Water Quality Parameters and Persulfate Concentrations
Supplemental Neck Area/ Injection Array 1
May-September 2014 (Second 2014 Injection Event)
Whirlpool Corporation, Fort Smith, Arkansas

Well	Time - Time Stamp	Level/Depth TOC (ft)	Temperature (°C)	Conductivity (uS/cm)	DO (mg/L)	pH (SU)	ORP (mV)	Sodium Persulfate (mg/L)
ITMW-16	6/6/2014 9:09	14.23	19.82	226	4.63	6.3	265.9	21
ITMW-16	6/11/2014 7:52	14.41	20.08	251	6.23	5.93	277.7	0
ITMW-16	7/8/2014 15:00	14.75	21.9	497	3.94	7.93	228	210
IW-101	5/23/2014 12:45	12.45	22.15	1532	3.83	4.93	456.3	
IW-101	5/28/2014 12:20	12.2		1711		6.79		560
IW-101	5/28/2014 14:16	12.08		1661		6.09		560
IW-101	5/28/2014 16:55	11.88		1571		6.9		420
IW-101	5/29/2014 8:01	11.75		1683		5.7		420
IW-101	5/29/2014 10:24	11.46		1758		5.79		700
IW-101	5/29/2014 15:38	11.3		1877		4.84		
IW-101	5/30/2014 8:47	11.25	20.01	2805	13.5	6.39	239	1400
IW-101	5/30/2014 12:32	11.17		3238	13.33	5.62	285	2100
IW-101	5/30/2014 14:24	11.55	20.86	5555	18.2	5.62	309.7	3500
IW-101	5/30/2014 18:21	11.26	20.62	5848	14.22	5.57	2085	3500
IW-101	5/31/2014 14:52	12.05		1599		5.58		420
IW-101	5/31/2014 15:55	11.87		1905		7.54		700
IW-101	6/2/2014 15:06	11.11	21.06	7125	20.55	9.84	321.2	10500
IW-101	6/4/2014 7:56	11.18	20.88	5699	25.65	5.66	366	3500
IW-101	6/6/2014 8:56	11.24	20.78	5436	18.91	5.61	293.8	8400
IW-101	6/11/2014 8:08	11.44	20.86	5070	23.35	5.7	344.5	2800
IW-101	7/8/2014 15:20	11.59	24.43	2761	15.59	4.76	22.6	4200
IW-101	9/12/2014 10:40	12.2	22.92	2280	6.78	10.78	-25.4	2100
IW-130	5/23/2014 14:34	12.54	21.95	16091	11.75	12.31	180.7	
IW-130	5/28/2014 12:46	12.17		16604		12.48		4900
IW-130	5/28/2014 14:11	11.99		17845		12.52		4900
IW-130	5/28/2014 16:55	11.84		19493		12.53		4900
IW-130	5/29/2014 8:00	11.71		38604		12.89		14000
IW-130	5/29/2014 10:23	11.44		25138		12.57		14000
IW-130	5/29/2014 15:38	11.02		32677		12.75		
IW-130	5/30/2014 8:46	11.14	21.08	42145	21.2	12.85	134	16800
IW-130	5/30/2014 12:38	12.07		17894		12.53		3500
IW-130	5/30/2014 14:24	11.92		35648		12.81		14000
IW-130	6/6/2014 8:58	11.27	21.25	27089	18.44	12.79	133.9	10500
IW-130	6/11/2014 8:30	11.55	21.45	26962	20.72	12.9	153.7	10500
IW-130	7/8/2014 11:34	11.61	22.95	18296	28.33	11.79	-64	14700
IW-130	9/12/2014 10:58	11.85	22.85	13135	19.39	11.72	-199.7	8400
MW-23	5/22/2014 17:19	12.3	21.11	1101	1.28	4.83	287.4	
MW-23	5/30/2014 14:24	11.2	20.61	1077	2.09	4.67	174	0
MW-23	5/30/2014 17:54	11.13		1026	35.6	4.33	60	0
MW-23	5/31/2014 14:44	11.43	20.21	1024	3.72	4.56	20.6	
MW-23	5/31/2014 15:51	11.15	20.42	1108	2.01	4.37	3.2	1.4
MW-23	6/2/2014 14:59	11.02	20.21	1076	3.11	4.33	374.8	4.2
MW-23	6/4/2014 7:39	11.08	20.4	1148	3.05	4.46	419.3	21
MW-23	6/6/2014 8:48	11.14	20.01	1056	3.69	4.31	311.9	1.4
MW-23	6/11/2014 7:39	11.35	19.81	1060	3.47	4.86	289.3	2.1
MW-23	7/8/2014 12:40	11.53	22.4	1167	0.98	4.98	193.9	0.7
MW-23	9/12/2014 8:45	11.88	21.82	925	1.31	4.84	246.3	0

TABLE 2
Summary of Water Quality Parameters and Persulfate Concentrations
Supplemental Neck Area/ Injection Array 1
May-September 2014 (Second 2014 Injection Event)
Whirlpool Corporation, Fort Smith, Arkansas

Well	Time - Time Stamp	Level/Depth TOC (ft)	Temperature (°C)	Conductivity (uS/cm)	DO (mg/L)	pH (SU)	ORP (mV)	Sodium Persulfate (mg/L)
MW-24	5/22/2014 16:01	12.92	22.12	1044	1.65	5.01	271.6	
MW-24	5/28/2014 13:56	12.63		1008		5.13		
MW-24	5/28/2014 15:43			1024		5.14		0
MW-24	5/28/2014 17:30			1042		5.13		0
MW-24	5/29/2014 8:06	12.35		1036		4.78		0
MW-24	5/29/2014 10:28	11.99		1081		5.01		0
MW-24	5/29/2014 15:42			1118		4.6		
MW-24	5/30/2014 8:51	11.87	20.52	1125	1.97	4.61	189	0
MW-24	5/30/2014 12:23	11.75		1110	2.12	4.48	22.1	0
MW-24	5/30/2014 14:24	12.17	20.37	1087	2.15	4.61	11.2	
MW-24	5/30/2014 18:01	11.92	21.17	1170	2.27	4.48	84.2	0.7
MW-24	5/31/2014 14:47	12.58		1021		4.81		0
MW-24	5/31/2014 15:37	12.4		1080		4.76		0
MW-24	6/2/2014 14:55	11.81	20.11	83	2.25	4.29	362.9	5.6
MW-24	6/4/2014 7:44	11.71	20.4	1205	2.03	4.15	416.1	70
MW-24	6/6/2014 8:46	11.74	20.49	1508	2.01	4.51	305	6300
MW-24	6/11/2014 7:44	11.97	19.98	1547	1.88	4.78	317.3	280
MW-24	7/8/2014 13:10	12.12	21.84	2665	0.16	3.99	26.3	2100
MW-24	9/12/2014 9:10	12.45	22.09	2060	1.01	11.47	-225.6	1260
MW-83	5/23/2014 15:46	12.11	22.24	1857	0.31	5.98	268.6	
MW-83	5/28/2014 13:37			1409		5.9		140
MW-83	5/28/2014 14:36	11.79		1466		5.62		140
MW-83	5/28/2014 16:57	11.62		1580		5.82		280
MW-83	5/29/2014 8:04	11.5		1669		5.61		420
MW-83	5/29/2014 10:26	11.19		1972		5.61		420
MW-83	5/29/2014 15:40	11.03		1708		5.33		
MW-83	5/30/2014 8:48	11.02	20.91	2330	1.17	5.71	216	700
MW-83	5/30/2014 12:28	10.88		42272	1.47	12.9	48.1	21000
MW-83	5/30/2014 14:24	11.21	21.69	129101	4.85	13.1	245.9	>28000
MW-83	5/30/2014 18:13	10.92	22.41	129913	6.72	13.44	252.1	>35000
MW-83	5/31/2014 14:56	11.77		1556		5.43		280
MW-83	5/31/2014 16:07	11.59		1625		5.54		280
MW-83	6/2/2014 15:09	10.75	22.07	105304	9.42	13.09	385	>35000
MW-83	6/4/2014 8:00	11.87	21.36	60686	8.32	13.06	247.4	35000
MW-83	6/6/2014 9:10	10.94	21.09	51901	6.31	13.05	221.1	>35000
MW-83	6/11/2014 8:19	11.26	20.76	7067	2.2	11.74	2.7	4200
MW-83	7/8/2014 14:35	11.29	24.56	9974	0.54	11.71	141.9	16800
MW-83	9/12/2014 10:07	11.7	22.4	3619	0.55	7.39	179.9	2240
MW-84	5/28/2014 13:12	12.35		1228		5.33		0
MW-84	5/28/2014 14:31	12.06		1217		5.63		0
MW-84	5/28/2014 16:58	11.86		1212		5.36		0
MW-84	5/29/2014 8:05	11.81		1168		5.05		0
MW-84	5/29/2014 10:27	11.42		1085		5.07		0
MW-84	5/29/2014 15:41	11.93		1107		5.46		
MW-84	5/30/2014 8:49	11.17	20.59	939	1.48	5.02	173	0
MW-84	5/30/2014 12:00	11.15		935	1.29	4.77	-49.4	0
MW-84	5/30/2014 14:24	11.55	20.79	921	1.85	4.78	5.3	
MW-84	5/30/2014 18:06	11.31	20.91	1874	1.35	5.72	-8.4	700
MW-84	5/31/2014 14:50	12.07		1170		5.05		0
MW-84	5/31/2014 15:44	11.88		1087		5.11		0
MW-84	6/2/2014 15:01	11.2	21.08	12298	1.73	12.03	198.2	700
MW-84	6/4/2014 7:50	11.2	20.65	3852	1.62	9.52	-88.2	3500
MW-84	6/6/2014 8:52	11.05	20.8	14450	2.19	12.3	-5.2	10500
MW-84	6/11/2014 8:03	11.27	20.51	3681	2.15	9.47	3	2100
MW-84	7/8/2014 13:40	11.44	25.14	21031	0.24	11.91	174.8	10500
MW-84	9/12/2014 11:20	12.03	22.55	14354	0.5	10.28	234.8	19600

Injection Start	Injection Stop
5/28/2014 13:43	5/30/2014 14:05

TABLE 3
Summary of Water Quality Parameters and Persulfate Concentrations
Area 2 and Area 3/ Injection Array 2
May-September 2014 (Second 2014 Injection Event)
Whirlpool Corporation, Fort Smith, Arkansas

Well	Time - Time Stamp	Level/Depth TOC (ft)	Temperature (°C)	Conductivity (uS/cm)	DO (mg/L)	pH (SU)	ORP (mV)	Sodium Persulfate (mg/L)
IW-113	6/2/2014 10:21	9.37	17.64	1014	1.48	4.99	265.1	14
IW-114	5/31/2014 12:16		18.9	1412	0.65	5.9	116.1	
IW-115	5/28/2014 14:14	9.87	18.44	1130	0.34	5.42	126	
IW-115	6/2/2014 10:53	8.65	17.77	1215	1.55	5.33	248.1	35
IW-115	6/2/2014 13:08	8.58	18.08	1292	1.37	5.24	376.5	70
IW-115	6/2/2014 17:51	8.6	18.91	15905	2	12.61	280.3	10500
IW-115	6/3/2014 16:17	8.25	18.72	19580	2.12	12.78	139.2	10500
IW-115	6/3/2014 23:52	9.43	18.51	1102	1.52	5.27	21.8	70
IW-115	6/6/2014 10:07	9	18.19	16879	1.85	12.71	114.7	7000
IW-115	6/8/2014 20:22	8.83	18.35	14934	1.7	12.62	71	12600
IW-115	7/9/2014 12:55	9.43	20.64	2850	0.53	10.88	-28	1400
IW-115	9/11/2014 12:50	9.61	21.71	1.755	0.43	10.28	114.9	2800
IW-117	5/31/2014 12:12		17.76	1186	0.93	6.02	90.9	
IW-118	5/28/2014 15:32	10.1	18.53	2293	0.42	8.87	80.5	
IW-118	5/31/2014 11:10	9.73	20.6	5543	1.61	11.49	-25.5	2100
IW-120	5/31/2014 11:57		17.63	1373	1.82	6.07	106	
IW-120	6/1/2014 11:52	9.06	17.96	1384	1.8	5.3	-51.3	
IW-120	6/1/2014 14:33	8.91	18.14	2181	1.74	8.58	-76.9	700
IW-120	6/1/2014 17:50	8.35	17.97	23201	1.65	13.02	39.3	14700
IW-120	6/2/2014 9:10	9.31	18.09	36872	1.49	12.97	279.3	16000
IW-121	5/31/2014 11:53		18.11	1663	2.04	5.82	195.8	
IW-121	6/1/2014 11:56	9.15	17.62	1166	2.05	4.68	-8.1	
IW-121	6/1/2014 14:28	9	17.95	1082	1.62	4.77	-40.8	21
IW-122	5/31/2014 11:49		17.83	1166	1.68	5.74	232.6	
IW-122	5/31/2014 16:45	9.15	17.47	1129	2.09	4.61	123.8	
IW-122	5/31/2014 18:13	9.25	17.11	1110	2.52	4.79	71.1	
IW-122	6/1/2014 11:07	9.79	18.63	1183	1.88	5.72	-3.8	
IW-122	6/1/2014 11:58	9.44	18.05	1188	2.13	4.39	-19.8	
IW-122	6/1/2014 14:20	9.23	18.21	1185	1.63	4.91	-32	42
IW-122	6/1/2014 17:46	8.85	18.09	1158	2.12	5.47	124	49
IW-122	6/2/2014 9:17	9.71	17.31	1423	1.79	5.15	352.6	420
IW-123	5/31/2014 10:14		18.37	1866	1.58	5.9	61.2	700
IW-123	6/1/2014 17:41	8.83	18.91	914	1.91	5.28	173.6	21
IW-124	5/31/2014 10:11		18.37	700	1.62	5.75	9.2	
IW-131	5/28/2014 10:53	9.88	18.89	4842	0.74	11.97	89.6	
IW-131	5/31/2014 10:52	9.45	19.74	5147	2.57	11.98	-35.9	630
IW-76	5/31/2014 10:21	8.31		1051	18.1	4.83	660	
IW-76	6/2/2014 16:56	7.45	18.15	1368	1.63	4.65	746.1	280
IW-76	6/5/2014 9:41		18.02	2075	1.36	7.19	575.5	700
IW-76	6/6/2014 9:59	7.85	17.35	2044	1.44	5.17	756.6	1400
IW-76	6/11/2014 9:19	7.98	18.24	2316	2.73	4.94	747.3	1400
IW-76	6/14/2014 19:19	7.98	18.24	2316	2.73	4.94	747.3	1400
IW-76	7/9/2014 10:55	8.3	18.42	804	5.19	5.98	341.1	70

TABLE 3
Summary of Water Quality Parameters and Persulfate Concentrations
Area 2 and Area 3/ Injection Array 2
May-September 2014 (Second 2014 Injection Event)
Whirlpool Corporation, Fort Smith, Arkansas

Well	Time - Time Stamp	Level/Depth TOC (ft)	Temperature (°C)	Conductivity (uS/cm)	DO (mg/L)	pH (SU)	ORP (mV)	Sodium Persulfate (mg/L)
IW-77	5/31/2014 9:33	8.43	18.24	814	1.47	4.77	25.3	
IW-77	5/31/2014 13:45	8.12	17.14	901	1.96	4.39	96.1	
IW-77	5/31/2014 16:43	8.19	16.98	941	1.63	4.57	51.9	
IW-77	5/31/2014 18:10	8.8	18.81	13858	0.094	12.09	13.3	12600
IW-77	6/1/2014 11:03	8.26	17.62	1394	15.7	4.76	19.7	70
IW-77	6/1/2014 14:00	7.98	18.81	22790	1.09	12.74	82.9	16800
IW-77	6/1/2014 17:28	7.96	17.84	5709	2.23	10.32	292.2	10500
IW-77	6/2/2014 8:56	7.79	17.23	4451	1.68	8.06	319.5	4900
IW-77	6/2/2014 17:10	8.88	18.11	399	3.8	5.36	74.3	
IW-77	6/3/2014 9:40	8.72	18.32	62443	1.48	13.27	298	28000
IW-77	6/3/2014 16:10	8.48	17.28	5429	2.98	9.01	251.3	8400
IW-77	6/5/2014 9:29	8.6	17.5	3095	2	6.63	339.4	2800
IW-77	6/6/2014 10:05	8.29	17.34	4544	2.51	6.84	305.1	4200
IW-77	6/11/2014 9:45	8.56	18.6	7195	3.03	12.07	37.4	4200
IW-77	7/9/2014 12:35	8.89	19.28	5272	0.27	9.87	252.6	8400
IW-77	9/11/2014 15:27	8.98	19.51	1548	4.23	6.33	321.4	1680
IW-78	5/28/2014 13:14	10.81	18.41	2271	0.49	5.44	263	
IW-78	5/31/2014 13:04	9.37	18.18	1415	3.72	5.04	158	
IW-78	7/9/2014 13:25	9.36	23.56	18058	4.81	12.73	231.8	14000
IW-78	9/11/2014 14:05	9.49	21.31	8.436	1.86	6.96	388.9	8400
IW-79	5/28/2014 12:10	10.15	19.38	829	1.67	5.97	203.7	
IW-79	5/31/2014 11:43	9.7	18.72	320	4.07	5.76	475.3	
IW-79	6/2/2014 10:42	9.14	18.38	1353	2.31	5.53	266	700
IW-79	6/2/2014 13:16	8.97	18.01	633	3.54	5.01	368.6	210
IW-79	6/2/2014 17:38	8.82	18.16	873	3.21	5.2	699.1	280
IW-79	6/3/2014 16:12	8.44	18.75	9057	8.78	12.39	56.2	3500
IW-79	7/9/2014 11:10	9.7	21.15	12000	5.31	11.18	49.4	14000
IW-79	9/11/2014 12:45	9.8	21.76	2726	3.04	10.31	142	1400
IW-80	5/31/2014 11:39	9.28	19.52	700	1.42	5.8	597.3	
IW-80	6/2/2014 17:34	8.35	18.69	875	1.57	5.4	757.9	280
IW-80	6/5/2014 9:39	8.86	18.42	74507	7.74	13.31	298.6	28000
IW-80	6/6/2014 10:01	8.67	19.08	101735	9.16	13.46	298.7	>35000
IW-80	6/11/2014 10:01	8.99	18.7	31522	8.69	12.99	143.7	21000
IW-80	7/9/2014 14:05	9.25	20.08	1464	3.59	7.11	483.2	1680
IW-80	9/11/2014 15:27	9.37	19.73	7435	3.87	6.41	408.8	11200
MW-33	5/31/2014 15:06	10.48	22.07	523	2.68	4.53	215.6	
MW-33	6/5/2014 9:32		20.69	754	2.39	4.54	357.7	14
MW-33	6/6/2014 9:45		20.05	700	2.22	4.7	317.2	7
MW-33	6/11/2014 9:22		20.72	601	1.67	4.64	628	28
MW-33	7/8/2014 15:30		24.46	775	2.44	5.52	242.2	2.1
MW-33	9/11/2014 15:27	10.81	22.01	510	1.55	5.75	272.3	0
MW-34	5/31/2014 12:02	10.1	20.92	788	3.72	4.96	182.9	
MW-34	6/2/2014 12:54	9.44	20.18	977	2.34	4.62	377	
MW-34	6/2/2014 16:47		19.98	977	3.36	4.22	5.22	2.1
MW-34	6/3/2014 15:40	9.21	20.9	967	2.42	4.22	257.3	0
MW-34	6/5/2014 9:17		18.31	988	1.57	4.47	357	70
MW-34	6/6/2014 9:37		19.65	1004	2.62	4.78	312	35
MW-34	6/11/2014 9:51		19.16	989	2.1	4.58	352.4	7
MW-34	7/9/2014 15:00	10.04	20.19	1366	2.53	5.16	391.3	560
MW-34	9/11/2014 15:57	10.32	19.86	1093	2.11	5.14	276.6	280
MW-35R	5/31/2014 10:40	9.76	18.95	891	3.7	6.05	182	
MW-35R	6/2/2014 9:05	9.01	19.26	17793	1.81	12.46	204.7	21000
MW-35R	6/2/2014 13:01	8.93	18.92	31768	2.7	12.94	273	17500
MW-35R	6/2/2014 17:42	9.61	18.1	5464	2.71	10.43	190.6	3500
MW-35R	7/9/2014 13:28	9.77	19.84	23506	1.96	11.06	-7.2	4900
MW-35R	9/11/2014 15:27	9.89	21.42	1153	3.05	8.91	318.6	420

TABLE 3
Summary of Water Quality Parameters and Persulfate Concentrations
Area 2 and Area 3/ Injection Array 2
May-September 2014 (Second 2014 Injection Event)
Whirlpool Corporation, Fort Smith, Arkansas

Well	Time - Time Stamp	Level/Depth TOC (ft)	Temperature (°C)	Conductivity (uS/cm)	DO (mg/L)	pH (SU)	ORP (mV)	Sodium Persulfate (mg/L)
MW-36	5/31/2014 12:54	9.05	19.23	548	3.32	4.25	273.1	
MW-36	6/3/2014 15:24	7.8	20.05	834	2.79	4.27	262.5	2.8
MW-36	6/8/2014 18:06		19	864	3.53	4.31	329.8	5.6
MW-36	6/9/2014 23:50		18.59	923	1.79	4.53	319.7	210
MW-36	6/11/2014 10:04		18.76	1204	0.93	4.72	342.7	420
MW-36	7/9/2014 14:30	8.99	21.75	1372	2.82	6.19	-31.8	700
MW-36	9/11/2014 15:27	9.11	20.49	1156	2.25	5.23	300.5	560
MW-65	5/31/2014 9:47	9.8	18.21	1070	2.9	4.98	51.2	
MW-65	6/2/2014 12:42	9.11	18.97	240152	2.07	13.64	412.3	>35000
MW-65	6/2/2014 17:47	9.54	18.21	108917	5.2	13.36	381.9	>35000
MW-65	6/3/2014 16:21	9.43	19.09	112875	5.76	13.46	306.5	>35000
MW-65	6/5/2014 9:45	9.83	18.49	111937	11.56	13.51	324.4	>35000
MW-65	6/6/2014 10:09	9.99	18.41	100329	12.43	13.41	284.6	>35000
MW-65	6/11/2014 10:16	10.12	18.41	90942	12.38	13.54	246	>35000
MW-65	9/11/2014 15:57	4.93	19.66	14196	12.82	12.5	147	12600
MW-81	5/29/2014 9:04	9.73	17.87	1098	0.23	4.98	-159.2	
MW-81	5/31/2014 10:05	9.43	18.43	1030	1	4.85	-30.5	
MW-81	5/31/2014 16:40	8.8	17.78	1082	1.74	4.45	32	
MW-81	5/31/2014 18:06	8.79	17.77	1075	1.12	4.41	-28.1	
MW-81	6/1/2014 11:00	9.35	18.15	1141	1.49	4.22	2.9	
MW-81	6/1/2014 13:52	8.81	18.01	1136	1.64	4.7	-67.8	21
MW-81	6/1/2014 17:21	8.6	18.12	1166	1.22	4.59	13.4	21
MW-81	6/2/2014 8:45	9.26	17.43	1169	1.34	11.68	36.1	2.8
MW-81	6/3/2014 16:05	8.39	18.08	2497	1.32	4.68	12.6	2100
MW-81	6/3/2014 9:31	9.15	18.4	2048	2.55	4.44	-3.5	1400
MW-81	6/5/2014 9:15	8.8	17.83	1880	1.99	4.71	39.6	700
MW-81	6/6/2014 9:54	8.89	17.49	2500	1.71	4.78	-82.7	2100
MW-81	6/11/2014 9:30	9.11	18.65	2313	1.61	4.74	9.8	1400
MW-81	7/9/2014 10:10	9.42	18.94	2687	0.31	5.01	5	3500
MW-81	9/11/2014 15:00	9.55	20.12	2461	0.6	4.88	246.9	4200
MW-82	5/28/2014 16:44	9.85	18.85	1102	0.28	4.97	0.9	
MW-82	5/31/2014 10:02	9.5	18.79	1033	1.24	4.83	13.8	
MW-82	5/31/2014 13:52	9.03	18.39	1025	0.94	4.49	22.1	
MW-82	5/31/2014 16:32	8.82	18.04	1089	1.54	4.9	87.5	
MW-82	5/31/2014 18:01	8.92	18.02	1064	1.47	4.74	6	
MW-82	6/1/2014 10:56	9.42	18.46	1124	1.88	4.03	106.3	
MW-82	6/1/2014 13:49	8.92	18.61	1139	1.77	4.8	33.6	
MW-82	6/1/2014 17:16	8.64	18.98	1484	1.94	5.14	255.9	840
MW-82	6/2/2014 8:40	9.33	17.85	1560	1.43	4.44	105.2	420
MW-82	6/3/2014 9:35	9.21	17.96	3321	1.9	4.42	170	2800
MW-82	6/3/2014 16:08	8.58	17.82	2213	1.68	4.55	170	1400
MW-82	6/5/2014 9:12	8.88	17.71	4493	2.05	4.62	225	4200
MW-82	6/6/2014 9:43	9.06	17.73	4105	1.78	4.67	176.1	4200
MW-82	6/11/2014 9:36	9.18	18.77	4712	3.28	6.33	194.2	2800
MW-82	7/9/2014 10:10	9.5	19.84	6630	0.1	4.63	226.6	14000
MW-82	9/11/2014 14:28	9.65	21.09	4071	0.9	5.88	348.1	4200

Injection Start	Injection Stop
5/31/2014 11:00	6/3/2014 17:18

TABLE 4
Summary of Water Quality Parameters and Persulfate Concentrations
Area 1/ MW-25
May-September 2014 (Second 2014 Injection Event)
Whirlpool Corporation, Fort Smith, Arkansas

Well	Time - Time Stamp	Level/Depth TOC (ft)	Temperature (°C)	Conductivity (uS/cm)	DO (mg/L)	pH (SU)	ORP (mV)	Sodium Persulfate (mg/L)
MW-25	5/15/2014 10:30	13.65	17.11	1290	1.45	4.88	320.1	
MW-25	6/6/2014 8:18	12.57	19.67	31946	26.7	12.06	267.9	35000
MW-25	6/11/2014 7:01	12.58	18.64	17429	20.47	6.73	298.6	14000
MW-25	7/9/2014 8:00	12.75	20.69	7014	8.04	5.87	188.7	14700
MW-25	9/11/2014 19:49	12.89	21.96	3302	4.71	5.53	339	1680
MW-85	5/29/2014 16:38	10.35	20.1	1074	0.11	5.05	-147.3	
MW-85	6/6/2014 8:25	9.97	19.73	1979	15.71	4.64	296.7	1400
MW-85	6/11/2014 7:10	10.11	18.85	1727	13.78	4.76	304.1	1260
MW-85	7/8/2014 17:40	10.25	22.79	1378	4.38	4.71	-49	630
MW-85	9/11/2014 18:50	10.58	21.64	1432	3.1	11.81	78	420
MW-86	5/29/2014 17:33	9.17	21.81	1578	0.28	5.55	-182.7	
MW-86	6/6/2014 8:12	4.93	20.18	43076	24.27	2.52	605.2	35000
MW-86	6/11/2014 6:53	8.29	19.15	14758	22.36	2.41	524	4200
MW-86	7/8/2014 17:25	9.24	26.75	29373	0.52	2.42	654	28000
MW-86	9/11/2014 20:15	11.5	22.19	12862	5.79	11.07	594.6	2800

Injection Start	Injection Stop
6/4/2014 15:15	6/5/2014 17:25

TABLE 5
Summary of Water Quality Parameters and Persulfate Concentrations
Area 1/ Array 3
March-September 2014 (First 2014 Injection Event)
Whirlpool Corporation, Fort Smith, Arkansas

Well	Time - Time Stamp	Level/Depth TOC (ft)	Temperature (°C)	Conductivity (uS/cm)	DO (mg/L)	pH (SU)	ORP (mV)	Sodium Persulfate (mg/L)
IW-125	3/26/2014 14:33	11.08	18.28	426	1.87	9.82	194.9	
IW-125	3/26/2014 16:02	8.82	15.61	576	2.27	10.37	167.5	0.07
IW-125	3/26/2014 17:42	8.65	17.36	143517	1.41	13.01	316.5	7000
IW-125	3/27/2014 9:33	10.88	16	10594	3.05	12.42	149.2	2800
IW-125	3/27/2014 16:12	10.93	20.23	123454	2.62	13.05	372.8	35000
IW-125	3/29/2014 7:57	11.36	16.32	56193	1.49	13.14	162.4	16800
IW-125	3/31/2014 7:40	11	17.34	33004	2.1	12.92	63.4	14000
IW-125	4/7/2014 20:18	10.79	17.39	17959	3.31	12.65	85.9	8400
IW-125	4/14/2014 12:45	10.9	17.2	16045	2.4	12.62	79.9	8400
IW-125	4/29/2014 10:46	10.41	17.52	9667	8.66	12.43	91.7	4200
IW-125	5/29/2014 14:03	10.18	20.53	19761	0.45	12.17	125.6	10500
IW-125	9/11/2014 19:25	10.1	22.28	13136	0.26	11.73	171.9	14000
IW-126	3/26/2014 14:40	11.13	19.11	336	1.47	6.87	295.1	
IW-126	3/26/2014 16:07	10.47	18.47	88258	2.06	13.01	280.1	>21000
IW-126	3/26/2014 17:46	10.39	15.19	9556	2.03	12.57	204.5	2800
IW-126	3/27/2014 9:37	10.95	16.76	44907	1.11	12.89	283.5	>7000
IW-126	3/27/2014 16:17	10.78	19.03	30039	1.57	12.81	320	22400
IW-126	3/29/2014 8:00	11.34	13.74	22046	1.01	12.72	159.2	8400
IW-126	3/31/2014 7:44	11.01	16.84	15661	1.54	12.46	74.1	11200
IW-126	4/7/2014 20:35	10.82	16.83	9468	2.48	12.12	80.1	11200
IW-126	4/14/2014 12:47	10.96	15.53	5592	2.04	11.03	92.9	5600
IW-126	4/29/2014 10:52	10.46	17.83	4945	4.15	10.28	95.7	5600
IW-126	5/29/2014 15:30	10.14	20.21	2900	0.26	8.94	120.2	700

TABLE 5
Summary of Water Quality Parameters and Persulfate Concentrations
Area 1/ Array 3
March-September 2014 (First 2014 Injection Event)
Whirlpool Corporation, Fort Smith, Arkansas

Well	Time - Time Stamp	Level/Depth TOC (ft)	Temperature (°C)	Conductivity (uS/cm)	DO (mg/L)	pH (SU)	ORP (mV)	Sodium Persulfate (mg/L)
IW-127	3/26/2014 14:44	10.94	18	419	1.6	5.77	339.9	
IW-127	3/26/2014 16:16	10.28	16.73	2129	2.57	11.26	209.8	1400
IW-127	3/26/2014 17:49	10.19	17.87	79752	1.47	13.17	297.5	14700
IW-127	3/27/2014 9:41	10.68	18.35	60259	1.13	12.99	306.8	>21000
IW-127	3/27/2014 16:20	10.55	19.3	27441	1.24	12.79	311.6	11200
IW-127	3/29/2014 8:04	11.13	15.72	21938	2.19	12.77	150.4	14000
IW-127	3/31/2014 7:47	10.82	17.79	18291	1.81	12.62	73.9	14000
IW-127	4/7/2014 20:30	10.82	18.47	9653	2.5	12	81.5	16800
IW-127	4/14/2014 12:51	10.79	17.46	9123	1.85	11.81	95.6	11200
IW-127	4/29/2014 10:57	10.32	18.04	6763	4.54	10.29	98.2	8400
IW-127	5/29/2014 11:55	10.11	19.89	4882	0.16	6.77	294.8	2100
IW-127	9/11/2014 18:21	9.82	22.36	2795	0.41	6.87	325.1	1680
IW-128	3/26/2014 14:48	10.91	18.31	308	1.58	5.53	362	
IW-128	3/26/2014 16:24	9.79	17.1	2152	2.01	10.13	226.3	700
IW-128	3/26/2014 17:55	9.36	16.22	101079	1.57	13.31	320.3	16800
IW-128	3/27/2014 9:46	10.68	16.62	25436	1.83	12.71	274.4	14000
IW-128	3/27/2014 16:24	10.56	19.42	36004	1.27	12.78	354.3	28000
IW-128	3/29/2014 8:08	11.1	16.97	22760	1.69	12.58	177.6	16800
IW-128	3/31/2014 7:51	10.78	16.56	14660	2.12	12.45	79.5	9600
IW-128	4/7/2014 20:32	10.57	18.1	6430	2.38	12.12	77.3	5600
IW-128	4/14/2014 12:54	10.7	15.43	4414	2.34	11.92	92.8	2800
IW-128	4/29/2014 16:10	10.22	19.35	3572	0.61	11.19	80.7	1400
IW-128	5/29/2014 10:54	9.99	19.97	4240	0.12	10.2	60	1.4
IW-129	4/29/2014 11:19	10.3	18.23	24155	10.35	12.8	85.2	12600
IW-129	5/29/2014 13:15	10.12	20.49	28078	1.24	12.59	157.4	14000

Injection Start
3/26/2014 15:01

TABLE 6
Summary of TCE Concentrations
Supplemental Neck Area/ Injection Array 1
March-September 2014
Whirlpool Corporation, Fort Smith, Arkansas

			TCE Concentrations (ug/L)				
Event		Date(s)	IW-101	MW-23	MW-24	MW-83	MW-84
Baseline prior to first injection	--	3/24/2014	314	nm	nm	nm	nm
33-34 days after first injection	--	4/29-30/2014	794	nm	nm	nm	nm
56 days after first injection	--	5/22/2014	nm	22.8	79.7	470	214
57 days after first injection	--	5/23/2014	509	nm	nm	nm	nm
106 days after first injection	33 days after second injection	7/8/2014	150	27.8	102	nm	nm
172 days after first injection	99 days after second injection	9/12/2014	139	62.1	55.7	213	0.93
	Percent Reduction (first injection)		-62.1%	-	-	-	-
	Percent Reduction (second injection)		72.7%	-172.4%	30.1%	54.7%	99.6%

Notes:
nm = not measured

TABLE 7
Summary of TCE Concentrations
Areas 2 and 3/ Injection Array 2
March-September 2014
Whirlpool Corporation, Fort Smith, Arkansas

			TCE Concentrations (ug/L)					
Event		Date(s)	IW-115	MW-81	MW-82	IW-77	IW-78	IW-79
Baseline	--	3/24/2014	622	nm	nm	nm	nm	nm
11 days after first injection	--	4/7/2014	455	nm	nm	nm	nm	nm
18-19 days after first injection	--	4/14-15/2014	449	nm	nm	nm	nm	nm
48 days after first injection	--	5/14/2014	nm	nm	nm	1460	nm	nm
63 days after first injection	--	5/28-30/2014	504	512	285	nm	255	426
106 days after first injection	34 days after second injection	7/8-7/9/2014	352	518	48.2	1200	nm	nm
126 days after first injection	54 days after second injection	7/29/2014	nm	nm	nm	1540	nm	nm
171 days after first injection	98 days after second injection	9/11/2014	355	463	50	nm	39.6	105
	Percent Reduction (first injection)		27.8%	-	-	-	-	-
	Percent Reduction (second injection)		20.9%	9.6%	82.5%	-5.5%	84.5%	75.4%

Notes:
nm - not measured

TABLE 8
Summary of TCE Concentrations
Area 1/ MW-25
May - September 2014
Whirlpool Corporation, Fort Smith, Arkansas

		TCE Concentrations (ug/L)		
Event	Date(s)	MW-25	MW-85	MW-86
	5/15/2014	18500	nm	nm
Baseline	5/29/2014	nm	1970	533000
34 days after second injection	7/8/2014	49900	3780	nm
56 days after second injection	7/31/2014	71700	nm	nm
98 days after second injection	9/11/2014	nm	5820	129000
	Percent Reduction	-287.6%	-195.4%	75.8%

Notes:
nm - not measured

TABLE 9
Summary of TCE Concentrations
Area 1/ Array 3
March - September 2014
Whirlpool Corporation, Fort Smith, Arkansas

		TCE Concentration (ug/L)				
			~5-feet Radius Well			~10-feet Radius Well
Event	Date(s)	IW-129	IW-125	IW-126	IW-127	IW-128
Baseline	3/24-25/2014	2540	2140	2020	3700	2980
34 days after first injection	4/29/2014	nm	nm	nm	nm	1250
64 days after first injection	5/29/2014	25.8	17.1	787	639	1190
169 days after first injection	9/11/2014	nm	7.3	nm	1020	nm
	Percent Reduction	99%	100%	61%	72%	60.1%

Notes:
nm - not measured

Table 10
HISTORICAL SUMMARY OF GROUNDWATER CONCENTRATIONS FOR TCE AND DAUGHTER PRODUCTS AT ISCO WELLS
Whirlpool Corporation, Fort Smith, Arkansas

Well ID	Date	Trichloroethene (µg/L)		cis-1,2-Dichloroethene (µg/L)		Vinyl Chloride (µg/L)	
Supplemental Neck / Array 1							
ITMW-16	2/1/1991	31		NT		ND	
ITMW-16	11/1/1993	41		NT		7	
ITMW-16	12/1/1996	ND		NT		ND	
ITMW-16	2/1/1999	ND		ND		ND	
ITMW-16	3/1/2000	7		ND		ND	
ITMW-16	9/21/2000	5	U	5	U	10	U
ITMW-16	3/26/2001	5	U	5	U	10	U
ITMW-16	9/13/2001	5	U	5	U	10	U
ITMW-16	9/11/2002	5	U	5	U	10	U
ITMW-16	2/27/2003	5	U	5	U	10	U
ITMW-16	9/25/2003	5	U	5	U	10	U
ITMW-16	4/15/2004	5	U	5	U	10	U
ITMW-16	9/23/2004	5	U	5	U	10	U
ITMW-16	9/29/2005	5	U	5	U	10	U
ITMW-16	10/14/2006	5	U	5	U	10	U
ITMW-16	9/20/2007	5	U	5	U	10	U
ITMW-16	12/10/2008	5	U	5	U	5	U
ITMW-16	11/6/2010	17		5	U	5	U
ITMW-16	10/27/2011	5	U	5	U	5	U
ITMW-16	4/18/2012	5	U	5	U	5	U
ITMW-16	10/18/2012	5	U	5	U	2	U
ITMW-16	4/24/2013	5	U	5	U	2	U
ITMW-16	10/16/2013	5	U	5	U	2	U
ITMW-16	3/7/2014	0.30	J	5	U	2	U
ITMW-16	5/13/2014	5	U	5	U	2	U
ITMW-16	7/30/2014	5	U	5	U	2	U

Table 10
HISTORICAL SUMMARY OF GROUNDWATER CONCENTRATIONS FOR TCE AND DAUGHTER PRODUCTS AT ISCO WELLS
Whirlpool Corporation, Fort Smith, Arkansas

Well ID	Date	Trichloroethene (µg/L)		cis-1,2-Dichloroethene (µg/L)		Vinyl Chloride (µg/L)	
MW-23	12/1/1996	210		NT		ND	
MW-23	5/1/1997	2,400		NT		ND	
MW-23	2/1/1999	440		10		ND	
MW-23	3/1/2000	147		ND		ND	
MW-23	9/21/2000	67		ND		ND	
MW-23	1/5/2001	137		ND		ND	
MW-23	3/26/2001	87		ND		ND	
MW-23	9/11/2001	23		ND		ND	
MW-23	9/11/2002	105		ND		ND	
MW-23	2/27/2003	54		ND		ND	
MW-23	9/25/2003	83.9		ND		ND	
MW-23	4/15/2004	70.3		ND		ND	
MW-23	9/22/2004	73.4		ND		ND	
MW-23	4/5/2005	55.5		ND		ND	
MW-23	9/29/2005	65.8		ND		ND	
MW-23	3/17/2006	47.1		ND		ND	
MW-23	10/14/2006	59		ND		ND	
MW-23	4/19/2007	39.9		10		ND	
MW-23	9/19/2007	47		ND		ND	
MW-23	4/29/2008	29		ND		ND	
MW-23	12/10/2008	69		ND		ND	
MW-23	4/27/2009	32		ND		ND	
MW-23	10/29/2009	45		ND		ND	
MW-23	5/12/2010	55		ND		ND	
MW-23	11/5/2010	76		ND		ND	
MW-23	3/23/2011	46		ND		ND	
MW-23	10/27/2011	41		ND		ND	
MW-23	4/18/2012	36		ND		ND	
MW-23	10/19/2012	43		ND		ND	
MW-23	4/25/2013	20		ND		ND	
MW-23	10/16/2013	54		ND		ND	
MW-23	5/22/2014	22.8		5	U	2	U
MW-23	7/8/2014	27.8		0.68	J	2	U
MW-23	9/12/2014	62.1		1.8	J	2	U

Table 10
HISTORICAL SUMMARY OF GROUNDWATER CONCENTRATIONS FOR TCE AND DAUGHTER PRODUCTS AT ISCO WELLS
Whirlpool Corporation, Fort Smith, Arkansas

Well ID	Date	Trichloroethene (µg/L)		cis-1,2-Dichloroethene (µg/L)		Vinyl Chloride (µg/L)	
MW-24	2/1/1999	1,400		49		ND	
MW-24	3/1/2000	595		25		ND	
MW-24	9/21/2000	128		11		ND	
MW-24	1/5/2001	247		12		ND	
MW-24	3/26/2001	330		11		ND	
MW-24	9/11/2001	124		6		ND	
MW-24	9/11/2002	199		6		ND	
MW-24	2/27/2003	253		7		ND	
MW-24	9/25/2003	155		ND		ND	
MW-24	4/15/2004	181		5.1		ND	
MW-24	9/23/2004	116		ND		ND	
MW-24	4/6/2005	152		6		ND	
MW-24	9/29/2005	161		ND		ND	
MW-24	3/16/2006	347		7.6		ND	
MW-24	10/14/2006	620		11		2	
MW-24	4/19/2007	196		11.6		ND	
MW-24	9/20/2007	150		ND		ND	
MW-24	4/29/2008	150		3		ND	
MW-24	12/10/2008	150		3.4		ND	
MW-24	4/27/2009	120		ND		ND	
MW-24	10/29/2009	110		2.6		ND	
MW-24	5/12/2010	150		4.3		ND	
MW-24	3/23/2011	170		3.6		ND	
MW-24	10/27/2011	170		1.9		ND	
MW-24	4/18/2012	150		2.9		ND	
MW-24	10/19/2012	190		3.7		ND	
MW-24	4/25/2013	110		3.5		0.23	
MW-24	5/22/2014	79.7		1.2	J	2	U
MW-24	7/8/2014	102		1.4	J	2	U
MW-24	9/12/2014	55.7		0.66	J	2.00	U
MW-83	5/23/2014	470		8.3		2	U
MW-83	9/12/2014	213		4.9		2	U
MW-84	5/27/2014	214		4.6	J	0.16	J
MW-84	9/12/2014	0.93	J	5	U	2	U
IW-101	3/23/2014	314		7.5		0.21	J
IW-101	4/30/2014	794		18.9		2	U
IW-101	5/23/2014	509		11.2		2	U
IW-101	7/8/2014	150		4.5		2	U
IW-101	9/12/2014	139		3.4		2	U
IW-130	3/23/2014	358		7.6	J	10	U
IW-130	5/23/2014	76		0.78	J	2	U

Table 10
HISTORICAL SUMMARY OF GROUNDWATER CONCENTRATIONS FOR TCE AND DAUGHTER PRODUCTS AT ISCO WELLS
Whirlpool Corporation, Fort Smith, Arkansas

Well ID	Date	Trichloroethene (µg/L)		cis-1,2-Dichloroethene (µg/L)		Vinyl Chloride (µg/L)	
Area 1/MW-25							
ITMW-18	2/1/1991	3,700		NT		ND	
ITMW-18	11/1/1993	4,500		NT		6	
ITMW-18	12/1/1996	1,600		NT		ND	
ITMW-18	2/1/1999	6,300		480		ND	
ITMW-18	3/1/2000	3,560		401		ND	
ITMW-18	9/19/2000	4,080		409		10	U
ITMW-18	3/27/2001	4,200		370		100	U
ITMW-18	9/11/2001	4,100		300		10	U
ITMW-18	9/11/2002	6,700		300		10	U
ITMW-18	2/26/2003	5,110		290		10	U
ITMW-18	9/24/2003	7,700		415		10	U
ITMW-18	4/13/2004	7,740		410		10	U
ITMW-18	9/21/2004	7,050		380		10	U
ITMW-18	4/8/2005	7,080		389		10	U
ITMW-18	9/29/2005	4,660		241		10	U
ITMW-18	3/15/2006	5,750		373		50	U
ITMW-18	10/13/2006	6,600		300		10	U
ITMW-18	4/18/2007	15,000		387		10	U
ITMW-18	9/21/2007	8,300		310		100	U
ITMW-18	4/30/2008	9,000		350		10	U
ITMW-18	12/9/2008	7,200		320		5	U
ITMW-18	4/27/2009	7,100		320		5	U
ITMW-18	10/27/2009	7,800		360		5	U
ITMW-18	5/11/2010	11,000		360		5	U
ITMW-18	10/26/2011	8,500		290		5	U
ITMW-18	4/19/2012	9,800		360		2.9	J
ITMW-18	10/19/2012	7,600		260		1.2	J
ITMW-18	4/25/2013	7,200		270		0.90	J
ITMW-18	10/17/2013	7,000		280		0.64	J
ITMW-18	3/8/2014	8,550		242	J	1.7	J
ITMW-18	5/15/2014	2,940		101		2	U
ITMW-18	5/15/2014	2,500		108		2	U
ITMW-18	7/31/2014	5,360		139		1.6	J

Table 10
HISTORICAL SUMMARY OF GROUNDWATER CONCENTRATIONS FOR TCE AND DAUGHTER PRODUCTS AT ISCO WELLS
Whirlpool Corporation, Fort Smith, Arkansas

Well ID	Date	Trichloroethene (µg/L)		cis-1,2-Dichloroethene (µg/L)		Vinyl Chloride (µg/L)	
MW-25	2/1/1999	27,000		180		110	
MW-25	12/1/1999	94,500		ND		ND	
MW-25	3/1/2000	35,900		245		63	
MW-25	9/21/2000	59,000		300		50	
MW-25	3/28/2001	34,000		117		60	
MW-25	9/13/2001	60,000		300		200	U
MW-25	9/9/2002	56,000		370		200	
MW-25	2/26/2003	45,900		557		75.7	
MW-25	7/17/2003	62,200		621		243	
MW-25	9/24/2003	103,000		775		500	U
MW-25	4/14/2004	25,600		255		31.8	
MW-25	9/21/2004	85,200		819		422	
MW-25	4/7/2005	21,100		353		61.1	
MW-25	9/28/2005	136,000		837		500	U
MW-25	3/15/2006	36,300		774		200	U
MW-25	10/12/2006	65,000		1,400		600	
MW-25	4/18/2007	18,000		319		20	
MW-25	9/21/2007	55,000		1,200		780	
MW-25	4/29/2008	25,000		510		10	J
MW-25	12/10/2008	100,000		1,200		430	
MW-25	4/27/2009	39,000		2,000		190	
MW-25	10/27/2009	140,000		1,500		570	
MW-25	5/11/2010	81,000		1,400		11	
MW-25	11/4/2010	270,000		1,500		400	
MW-25	3/22/2011	57,000		2,400		34	
MW-25	10/26/2011	120,000		2,100		250	U
MW-25	4/17/2012	18,000		690		18	
MW-25	10/19/2012	56,000		4,200		1,500	
MW-25	10/19/2012	49,000		3,600		1,500	
MW-25	4/25/2013	9,100		330		7.9	
MW-25	4/25/2013	9,500		380		11	
MW-25	10/18/2013	43,000		2,900		1,300	
MW-25	3/8/2014	14,500		625		33.6	J
MW-25	5/15/2014	18,500		600	J	30.3	
MW-25	7/9/2014	49,900		1,750		2.0	U
MW-25	7/31/2014	71,700		2,310	J	2.0	U
MW-85	5/29/2014	1,970		99.4		23.1	
MW-85	7/8/2014	3,780		133		3.9	
MW-85	9/11/2014	5,820		226	J	35.3	
MW-86	5/29/2014	533,000		1,220	J	341	J
MW-86	9/11/2014	129,000		92		4.1	

Table 10
HISTORICAL SUMMARY OF GROUNDWATER CONCENTRATIONS FOR TCE AND DAUGHTER PRODUCTS AT ISCO WELLS
Whirlpool Corporation, Fort Smith, Arkansas

Well ID	Date	Trichloroethene (µg/L)		cis-1,2-Dichloroethene (µg/L)		Vinyl Chloride (µg/L)	
Area 2 & 3 / Array 2							
MW-33	1/5/2001	120		5	U	10	U
MW-33	3/27/2001	260		7		10	U
MW-33	9/13/2001	310		8		10	U
MW-33	9/11/2002	450		8		10	U
MW-33	2/28/2003	274		6.62		10	U
MW-33	9/25/2003	198		5.95		10	U
MW-33	4/15/2004	871		21.3		10	U
MW-33	9/23/2004	798		15.3		10	U
MW-33	4/5/2005	1,430		24.5		10	U
MW-33	9/27/2005	1,030		15.2		10	U
MW-33	3/15/2006	1,610		20.5		10	U
MW-33	10/12/2006	1,300		19		10	U
MW-33	4/19/2007	1,430		9.2	J	50	U
MW-33	9/18/2007	1,700		25		10	U
MW-33	4/30/2008	1,100		16		10	U
MW-33	12/11/2008	1,200		18		5	U
MW-33	4/25/2009	1,200		19		5	U
MW-33	5/27/2009	1,000		19		5	U
MW-33	10/28/2009	1,200		20		5	U
MW-33	5/12/2010	1,100		21		5	U
MW-33	11/6/2010	1,200		17		5	U
MW-33	3/4/2011	500		14		5	U
MW-33	5/23/2011	1,300		18		ND	
MW-33	10/26/2011	1,000		16		5	U
MW-33	10/19/2012	1,300		18		0.56	J
MW-33	10/18/2013	1,100		19		2	U
MW-33	3/8/2014	918		15.9		0.56	J
MW-33	5/14/2014	954		15.1		0.56	J
MW-33	7/29/2014	1,600		20.8		0.59	J

Table 10
HISTORICAL SUMMARY OF GROUNDWATER CONCENTRATIONS FOR TCE AND DAUGHTER PRODUCTS AT ISCO WELLS
Whirlpool Corporation, Fort Smith, Arkansas

Well ID	Date	Trichloroethene (µg/L)		cis-1,2-Dichloroethene (µg/L)		Vinyl Chloride (µg/L)	
MW-34	3/28/2001	83		5	U	10	U
MW-34	9/13/2001	61		5	U	10	U
MW-34	9/9/2002	84		5	U	10	U
MW-34	2/28/2003	5	U	5	U	10	U
MW-34	9/25/2003	28.4		5	U	10	U
MW-34	11/14/2003	121		5	U	10	U
MW-34	4/15/2004	119		5	U	10	U
MW-34	9/23/2004	81.1		5	U	10	U
MW-34	12/9/2004	93.3		5	U	10	U
MW-34	4/5/2005	65.8		5	U	10	U
MW-34	9/30/2005	83.7		5	U	10	U
MW-34	3/14/2006	77.1		5	U	10	U
MW-34	10/11/2006	63		4	J	10	U
MW-34	4/18/2007	41		9.79		10	U
MW-34	9/19/2007	61		5	U	10	U
MW-34	4/30/2008	32		5	U	10	U
MW-34	12/10/2008	53		5	U	5	U
MW-34	4/24/2009	43		5	U	5	U
MW-34	5/27/2009	12		5	U	5	U
MW-34	10/28/2009	34		5	U	5	U
MW-34	5/12/2010	38		5	U	5	U
MW-34	11/7/2010	70		5	U	5	U
MW-34	11/7/2010	73		5	U	5	U
MW-34	3/24/2011	40		5	U	5	U
MW-34	3/24/2011	42		5	U	5	U
MW-34	10/26/2011	56		5	U	5	U
MW-34	10/20/2012	90		1.6	J	2	U
MW-34	10/17/2013	43		0.90	J	2	U
MW-34	3/8/2014	28.7		0.61	J	2	U
MW-34	5/13/2014	19.9		5	U	2	U
MW-34	7/29/2014	78.2		1.7	J	2	U

Table 10
HISTORICAL SUMMARY OF GROUNDWATER CONCENTRATIONS FOR TCE AND DAUGHTER PRODUCTS AT ISCO WELLS
Whirlpool Corporation, Fort Smith, Arkansas

Well ID	Date	Trichloroethene (µg/L)		cis-1,2-Dichloroethene (µg/L)		Vinyl Chloride (µg/L)	
MW-35R	3/28/2001	960		34		10	U
MW-35R	9/13/2001	1,030		40		20	U
MW-35R	9/9/2002	900		31		10	U
MW-35R	2/28/2003	246		15.1		10	U
MW-35R	9/25/2003	297		19.8		10	U
MW-35R	11/14/2003	990		34.9		10	U
MW-35R	4/15/2004	1,150		45.8		10	U
MW-35R	9/23/2004	685		28.4		10	U
MW-35R	12/9/2004	880		42		10	U
MW-35R	4/6/2005	886		35		10	U
MW-35R	9/30/2005	804		29.3		10	U
MW-35R	3/14/2006	858		24.2		10	U
MW-35R	4/6/2006	1,540		52.5		10	U
MW-35R	10/11/2006	910		29		10	U
MW-35R	4/18/2007	900		27.6		10	U
MW-35R	9/19/2007	1,100		28		10	U
MW-35R	4/30/2008	1,100		33		10	U
MW-35R	12/11/2008	790		27		5	U
MW-35R	4/24/2009	1,100		37		5	U
MW-35R	5/7/2009	5	U	5	U	5	U
MW-35R	5/27/2009	5	U	5	U	5	U
MW-35R	11/5/2010	240		9.9		5	U
MW-35R	3/4/2011	180		8.4		5	U
MW-35R	5/23/2011	260		13		ND	
MW-35R	10/25/2011	280		12		5	U
MW-35R	10/20/2012	280		10		2	U
MW-35R	10/17/2013	200		12		2	U
MW-35R	10/17/2013	220		13		ND	
MW-35R	3/8/2014	345		14.9		2	U
MW-35R	5/13/2014	183		6.1		2	U
MW-35R	7/30/2014	64.7		2.8	J	2	U

Table 10
HISTORICAL SUMMARY OF GROUNDWATER CONCENTRATIONS FOR TCE AND DAUGHTER PRODUCTS AT ISCO WELLS
Whirlpool Corporation, Fort Smith, Arkansas

Well ID	Date	Trichloroethene (µg/L)		cis-1,2-Dichloroethene (µg/L)		Vinyl Chloride (µg/L)	
MW-36	3/28/2001	5	U	5	U	10	U
MW-36	9/13/2001	5	U	5	U	10	U
MW-36	9/9/2002	5	U	5	U	10	U
MW-36	2/28/2003	5	U	5	U	10	U
MW-36	9/25/2003	5	U	5	U	10	U
MW-36	11/14/2003	5	U	5	U	10	U
MW-36	4/15/2004	5	U	5	U	10	U
MW-36	9/23/2004	5	U	5	U	10	U
MW-36	4/6/2005	5	U	5	U	10	U
MW-36	9/30/2005	5	U	5	U	10	U
MW-36	3/17/2006	5	U	5	U	10	U
MW-36	10/11/2006	5	U	5	U	10	U
MW-36	4/18/2007	5	U	5	U	10	U
MW-36	9/20/2007	5	U	5	U	10	U
MW-36	4/30/2008	5	U	5	U	10	U
MW-36	12/11/2008	5	U	5	U	5	U
MW-36	4/24/2009	5	U	5	U	5	U
MW-36	5/7/2009	5	U	5	U	5	U
MW-36	5/8/2009	5	U	5	U	5	U
MW-36	5/28/2009	5	U	5	U	5	U
MW-36	10/28/2009	5	U	5	U	5	U
MW-36	5/12/2010	5	U	5	U	5	U
MW-36	11/7/2010	9.9		5	U	5	U
MW-36	3/24/2011	5	U	5	U	5	U
MW-36	10/26/2011	5	U	5	U	5	U
MW-36	10/19/2012	5	U	5	U	2	U
MW-36	10/17/2013	5	U	5	U	2	U
MW-36	3/6/2014	0.22	J	5	U	2	U
MW-36	5/13/2014	5	U	5	U	2	U
MW-36	7/29/2014	0.61	J	5	U	2	U
MW-65	10/11/2006	560		18		10	U
MW-65	4/19/2007	1,350		23.4		10	U
MW-65	9/20/2007	580		17		10	U
MW-65	4/30/2008	570		16		10	U
MW-65	12/11/2008	460		11		5	U
MW-65	4/24/2009	620		19		5	U
MW-65	11/7/2010	400		11		5	U
MW-65	3/4/2011	370		13		5	U
MW-65	10/25/2011	310		10		5	U
MW-65	10/20/2012	280		8.9		2	U
MW-65	10/17/2013	220		8.6		2	U
MW-65	3/8/2014	199		6.6		2	U
MW-65	5/14/2014	195		6.9		2	U
MW-65	7/30/2014	17.1		5	U	2	U

Table 10
HISTORICAL SUMMARY OF GROUNDWATER CONCENTRATIONS FOR TCE AND DAUGHTER PRODUCTS AT ISCO WELLS
Whirlpool Corporation, Fort Smith, Arkansas

Well ID	Date	Trichloroethene (µg/L)		cis-1,2-Dichloroethene (µg/L)		Vinyl Chloride (µg/L)	
IW-76	4/23/2009	730		28		5	U
IW-76	5/7/2009	460		28		5	U
IW-76	3/4/2011	380		11		5	U
IW-76	5/23/2011	460		12		ND	
IW-76	10/25/2011	130		2.2	J	5	U
IW-76	4/17/2012	400		8.9		5	U
IW-76	10/20/2012	610		16		2	U
IW-76	4/24/2013	420		13		0.39	J
IW-76	10/15/2013	450		8.7		2	U
IW-76	3/8/2014	127		1.5	J	2	U
IW-76	5/14/2014	10.3		5	U	2	U
IW-76	7/29/2014	319		2.7	J	2	U
IW-77	4/23/2009	570		20		5	U
IW-77	5/7/2009	300		17		5	U
IW-77	5/27/2009	250		13		5	U
IW-77	10/28/2009	380		13		5	U
IW-77	12/21/2009	250		12		5	U
IW-77	5/13/2010	260		11		5	U
IW-77	11/5/2010	1,400		41		5	U
IW-77	3/4/2011	430		14		5	U
IW-77	5/23/2011	440		15		ND	
IW-77	10/25/2011	1,400		32		5	U
IW-77	4/17/2012	520		20		5	U
IW-77	4/17/2012	510		23		5	U
IW-77	10/19/2012	1,000		32		0.65	J
IW-77	4/24/2013	530		21		2	U
IW-77	10/16/2013	1,000		39		1.6	J
IW-77	10/16/2013	990		39		0.49	J
IW-77	3/8/2014	546		24.4		0.22	J
IW-77	5/14/2014	1,460		36.0		0.66	J
IW-77	7/29/2014	1,540		35.2		2	U
IW-78	10/25/2011	350		12.0		ND	
IW-78	4/18/2012	120		2.3		ND	
IW-78	10/20/2012	310		8.7		ND	
IW-78	4/24/2013	7		ND		ND	
IW-78	10/17/2013	190		4.6		ND	
IW-78	5/28/2014	255		6.2		2	U
IW-78	9/11/2014	39.6		1.2	J	2	U
IW-79	10/25/2011	570		13.0		ND	
IW-79	4/17/2012	430		2.1		ND	
IW-79	10/20/2012	670		20.0		0.5	
IW-79	4/24/2013	420		9.0		ND	
IW-79	10/17/2013	440		12.0		ND	
IW-79	5/28/2014	426		6.9		2	U
IW-79	9/11/2014	105		1.8	J	2	U

Table 10
HISTORICAL SUMMARY OF GROUNDWATER CONCENTRATIONS FOR TCE AND DAUGHTER PRODUCTS AT ISCO WELLS
Whirlpool Corporation, Fort Smith, Arkansas

Well ID	Date	Trichloroethene (µg/L)		cis-1,2-Dichloroethene (µg/L)		Vinyl Chloride (µg/L)	
IW-80	4/23/2009	170		4	J	5	U
IW-80	5/7/2009	69		5	U	5	U
IW-80	5/19/2011	27		5	U	ND	
IW-80	10/25/2011	9.7		5	U	5	U
IW-80	4/17/2012	55		2.2	J	5	U
IW-80	10/19/2012	48		5	U	2	U
IW-80	4/24/2013	40		5	U	2	U
IW-80	10/17/2013	62		2.4	J	2	U
IW-80	10/17/2013	58		2.4	J	2	U
IW-80	3/8/2014	79.1	J	2.7	J	2	U
IW-80	5/13/2014	24.2		5	U	2	U
IW-80	7/30/2014	25.6		0.85	J	2	U
MW-81	5/29/2014	512		14.3		0.21	J
MW-81	7/9/2014	518		11.4		2	U
MW-81	9/11/2014	463		13.5		2	U
MW-82	5/28/2014	285		4.8	J	0.14	J
MW-82	7/9/2014	48.2		1.2	J	2	U
MW-82	9/11/2014	50		1.1	J	2	U
IW-113	3/24/2014	510		11.1		0.43	J
IW-113	4/14/2014	435		8.7		2	U
IW--114	3/24/2014	397		9.7		0.25	J
IW-114	4/14/2014	336		8.1		2	U
IW-115	3/24/2014	622		14		0.25	J
IW-115	4/7/2014	455		9.1	J	20	U
IW-115	4/14/2014	449		9.3		2	U
IW-115	5/30/2014	504		11.2		0.27	J
IW-115	7/9/2014	352		7.4		2	U
IW-115	9/11/2014	355		8.0		2	U
IW-117	3/24/2014	384		9.1		0.23	J
IW-117	4/15/2014	384		9.9		2	U
IW-118	3/24/2014	496		11.6		0.34	J
IW-118	4/15/2014	395		9.7		2	U
IW-118	5/28/2014	437		9.3		2	U
IW-120	3/24/2014	289		7.9		0.14	J
IW-120	4/15/2014	390		10.2		2	U
IW-121	3/24/2014	402		8.9	J	10	U
IW-121	4/15/2014	445		11.7		2	U
IW-122	3/24/2014	473		11.5		0.29	J
IW-122	4/15/2014	384		10.0		2	U
IW-123	3/24/2014	532		12.2		0.40	J
IW-123	4/7/2014	539		8.8	J	20	U
IW-123	4/15/2014	488		10.0		2	U
IW-124	3/24/2014	455		6.8	J	10	U
IW-124	4/15/2014	448		8.7		0.26	J
IW-131	3/24/2014	526		11.5		0.35	J
IW-131	4/30/2014	318		8.5		0.31	J
IW-131	5/28/2014	443		8.8		0.30	J

Table 10
HISTORICAL SUMMARY OF GROUNDWATER CONCENTRATIONS FOR TCE AND DAUGHTER PRODUCTS AT ISCO WELLS
Whirlpool Corporation, Fort Smith, Arkansas

Well ID	Date	Trichloroethene (µg/L)		cis-1,2-Dichloroethene (µg/L)		Vinyl Chloride (µg/L)	
Area 1 / Array 3							
IW-125	3/25/2014	2,140		207		2.1	
IW-125	5/29/2014	17.1		2.9	J	2	U
IW-125	9/11/2014	7.3		1	J	2	U
IW-126	3/25/2014	2020		197		10.4	
IW-126	5/29/2014	787		59.1		2	U
IW-127	3/24/2014	3700		219	J	7.6	
IW-127	5/29/2014	639		34.7		2	U
IW-127	9/11/2014	1020		38.5		2.6	
IW-128	3/25/2014	2980		178		11.7	
IW-128	4/29/2014	1250		68.4		4.9	
IW-128	5/29/2014	1190		62.7		2	U
IW-129	3/25/2014	2540		192		2	U
IW-129	5/29/2014	25.8		1.8	J	2	U

Notes:
NA - Not Available
ND - Result is not detected at the associated method quantitation limit
NT - Analyte not tested
J - Estimated Concentration
U - Not Detected

Figures

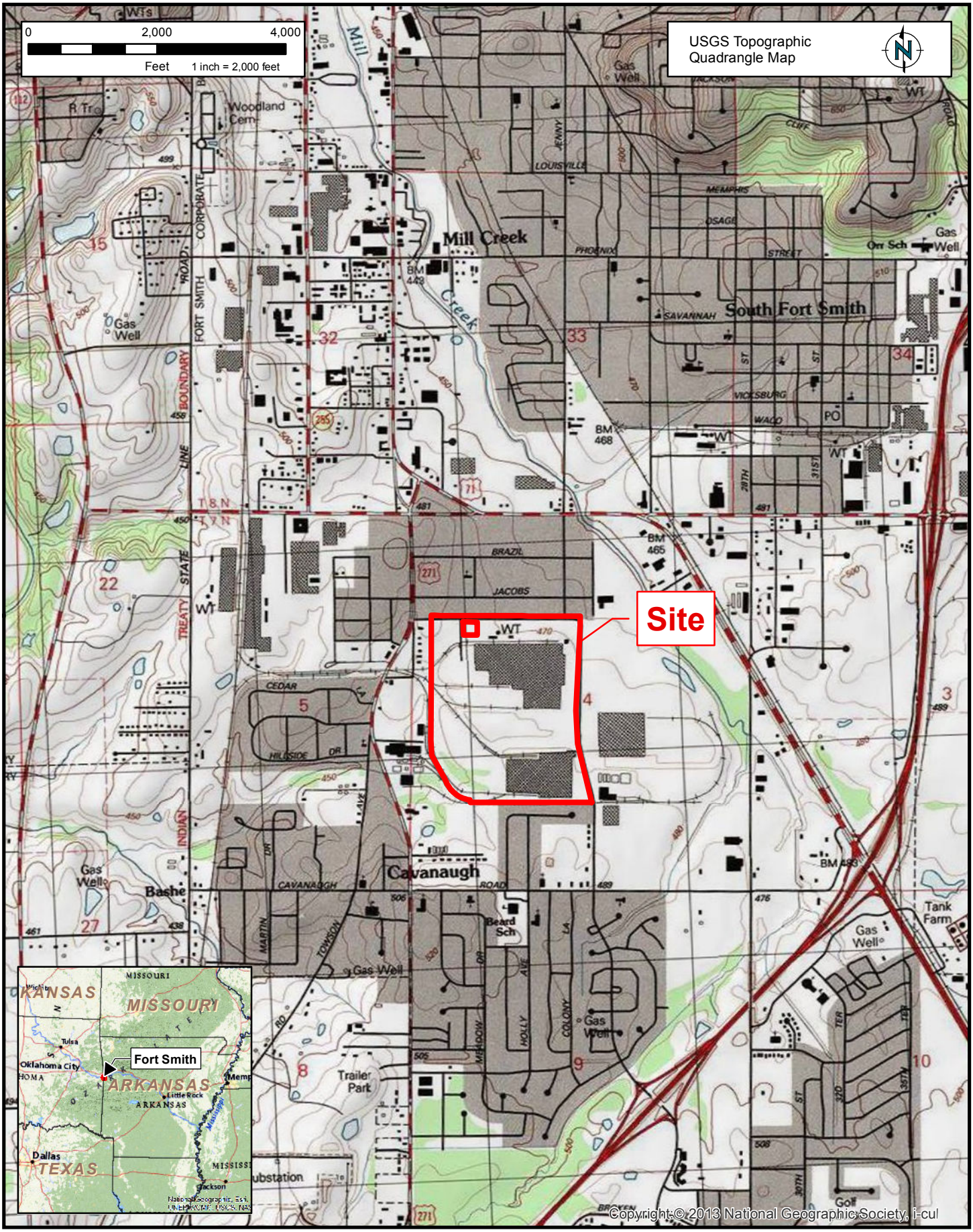

ENVIRON

DRAFTED BY: KTS

DATE: 05/02/2014

SITE LOCATION

Whirlpool Facility - Fort Smith, Arkansas

Figure 1

PROJECT: 3433253A

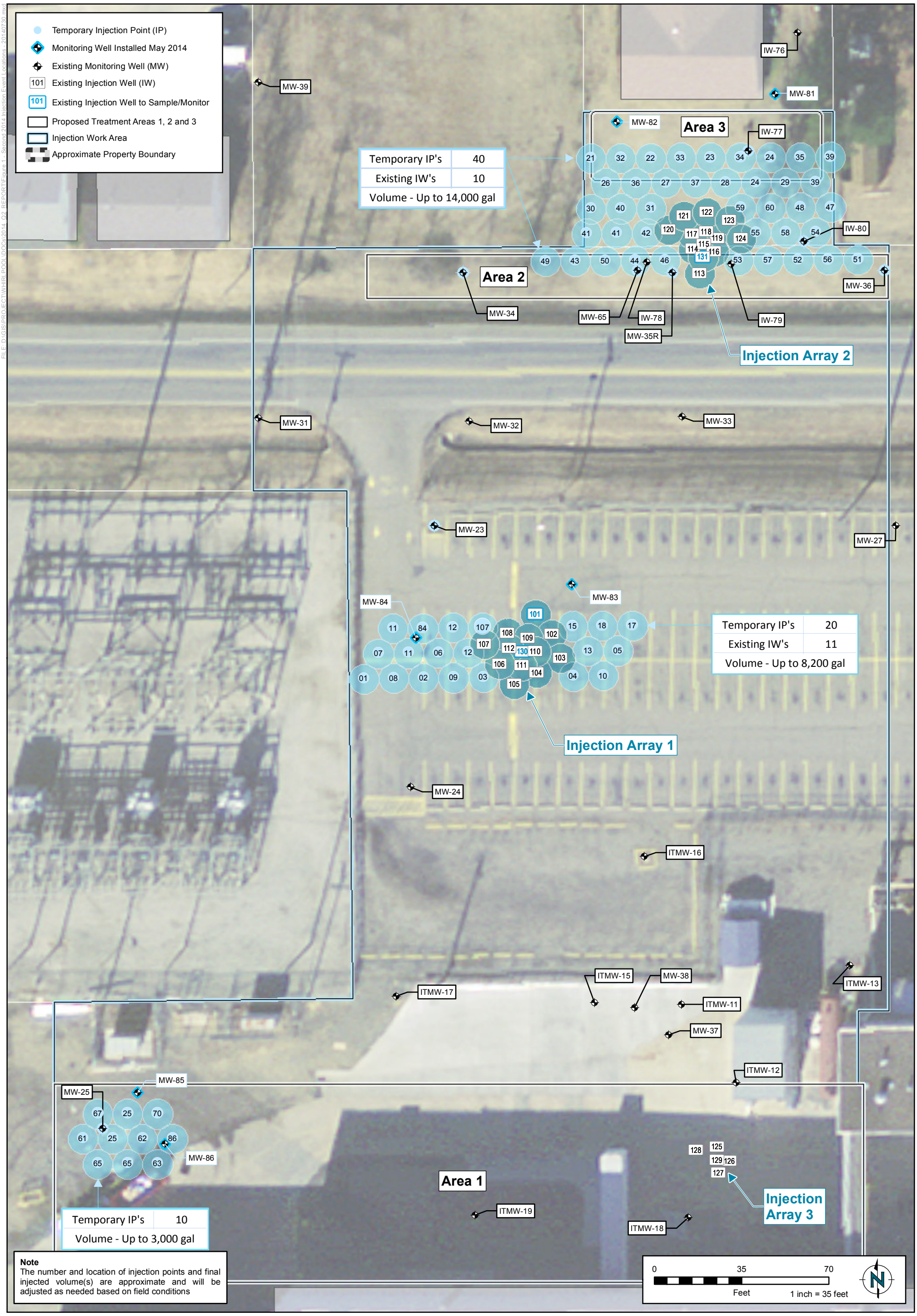

ENVIRON

DRAFTED BY: KTS

DATE: 07/30/2014

SECOND 2014 INJECTION EVENT LOCATIONS

Whirlpool Facility - Fort Smith, Arkansas

Figure 2

PROJECT: 3433253A

FILE: D:\GIS\PROJECT\WHIRLPOOL\DOCs\2014_Q2_REPORT\Figure 1 - Second 2014 Injection Event Locations - 20140730.mxd

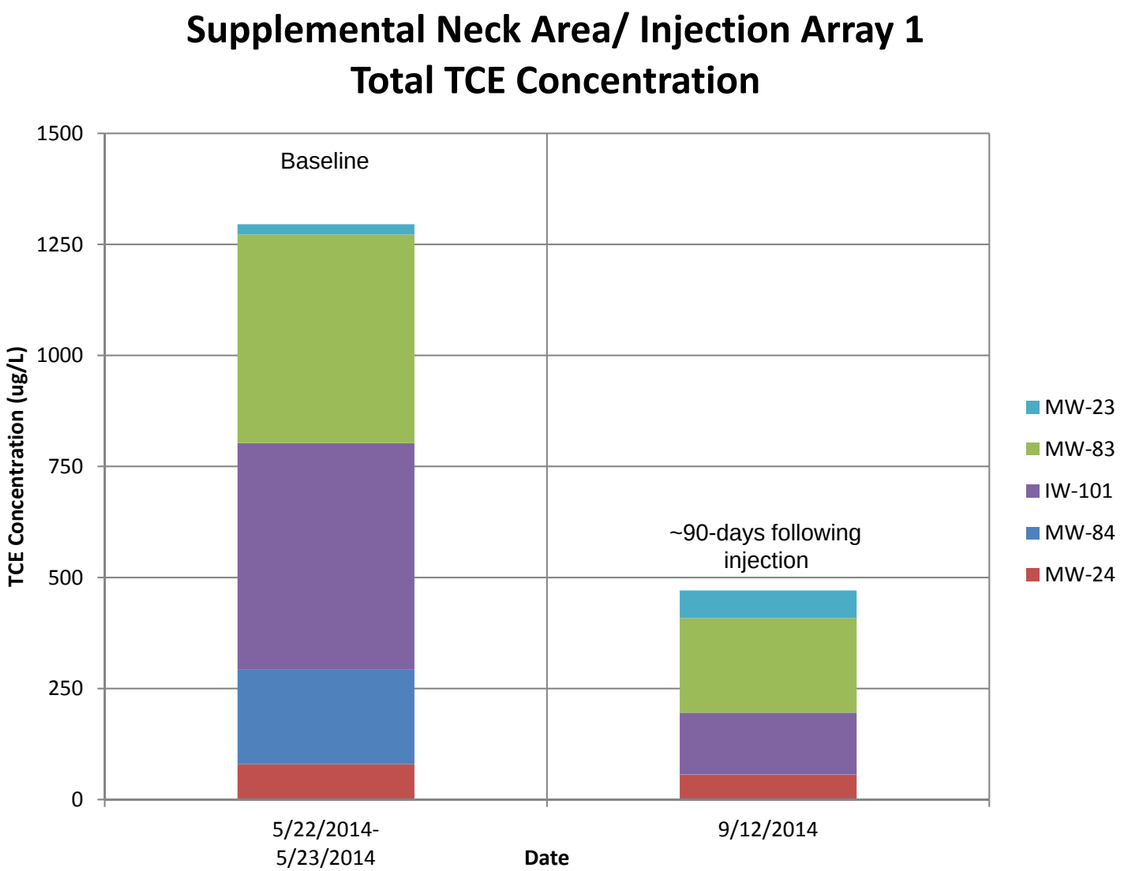

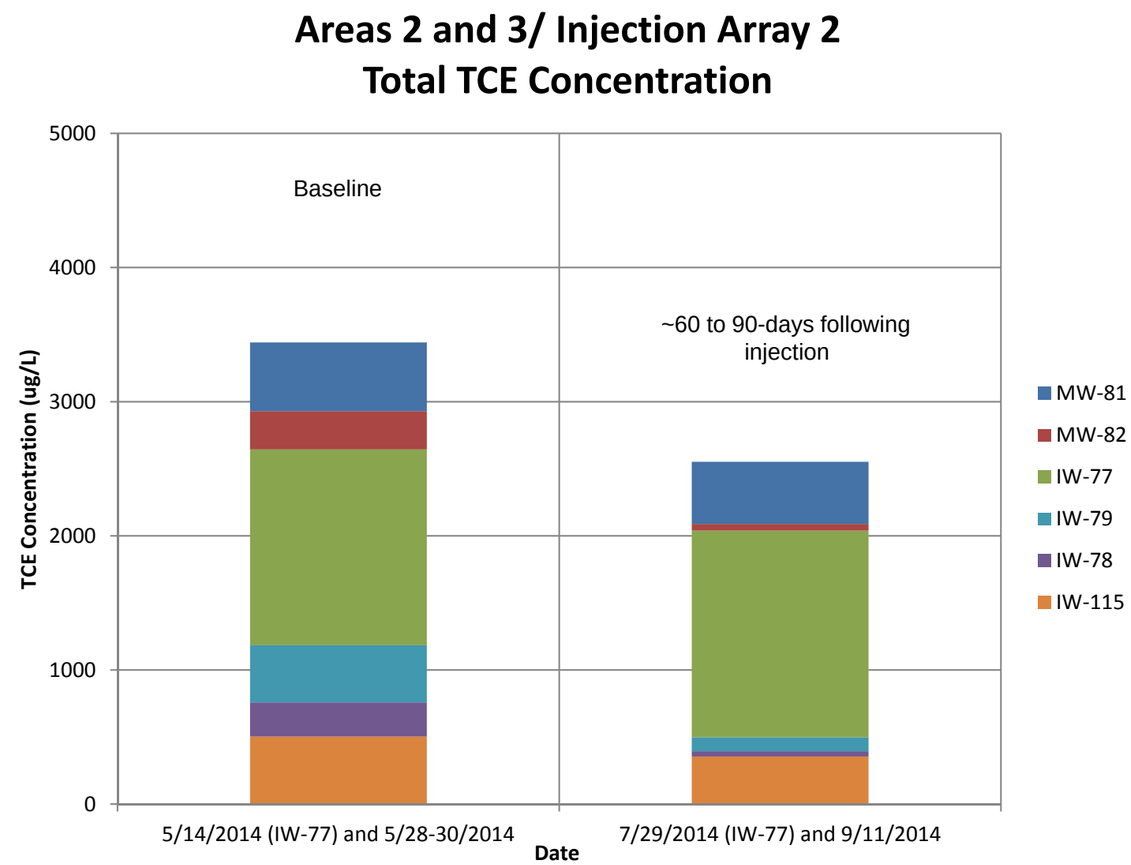

ENVIRON

Figure 3
Whirlpool Facility
Fort Smith, Arkansas

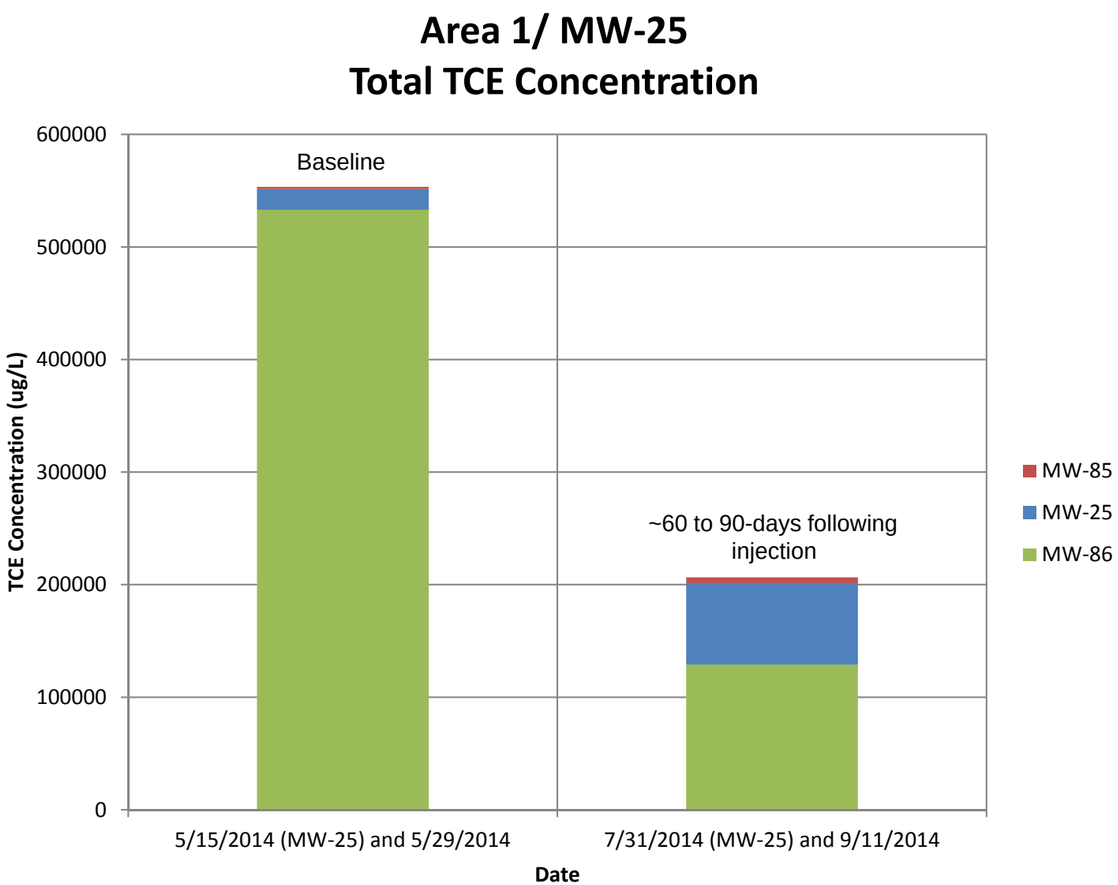

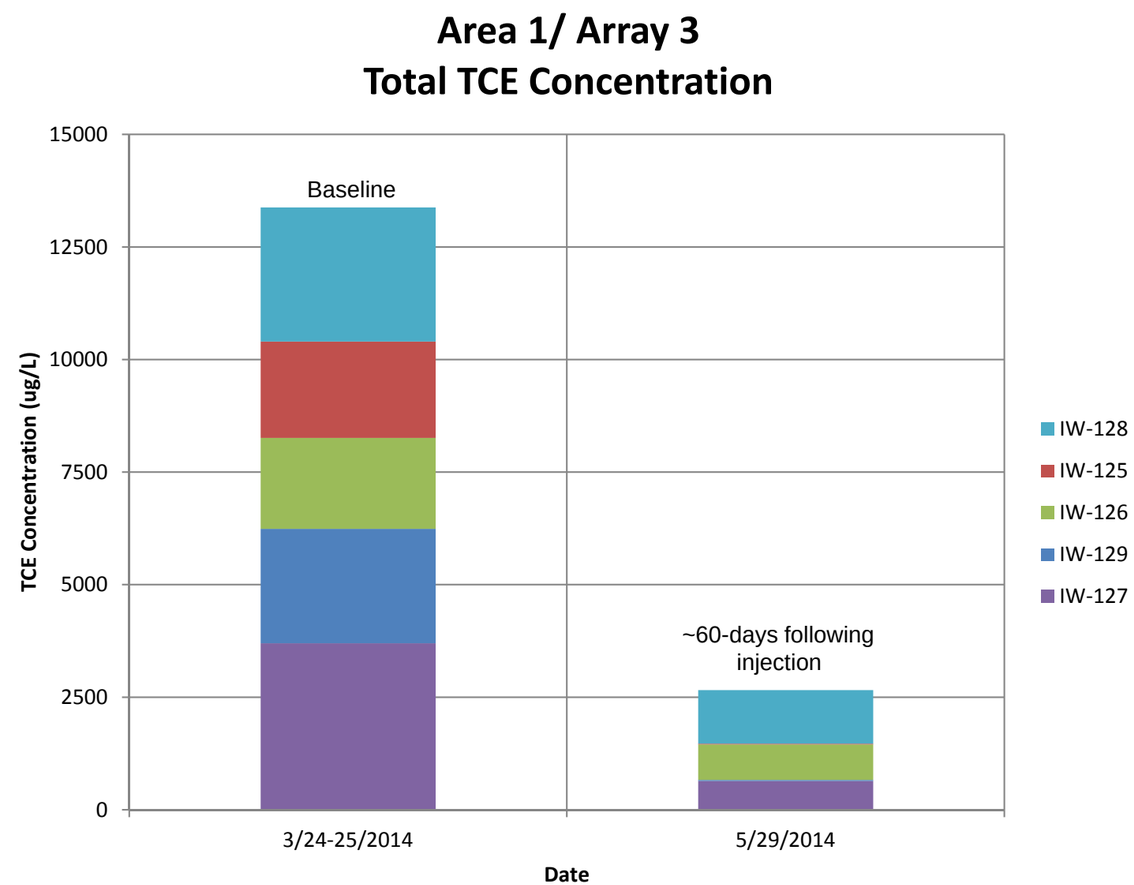

ENVIRON

Figure 4
Whirlpool Facility
Fort Smith, Arkansas

Third Quarter 2014 Progress Report – Volume 2
July 1, 2014 through September 30, 2014
Whirlpool - Fort Smith, Arkansas

1. INTRODUCTION

This quarterly report has been prepared in accordance with the Remedial Action Decision Document (RADD) dated December 27, 2013, for the Whirlpool Fort Smith, Arkansas, site (Site). This Third Quarter Progress Report (Report) is not forward looking, but is instead a description of past activities and a review of previously collected data that has been validated and summarized for this report. This report includes a description of the work completed during the Third Quarter of 2014, findings of the activities in this reporting period, issues identified and resolved, and deviations or schedule adjustments from plans and correspondence submitted to the Arkansas Department of Environmental Quality (ADEQ). Details regarding the discussion of Summary of Findings are provided in the documents attached to this Report.

2. SUMMARY OF FINDINGS

- Monitoring to assess the impact of the prior ISCO injection events measured decreases in TCE concentrations in the targeted injection areas by as much as 80% in all but two areas. The success of the second oxidant injection effort is anticipated to be further evident after receipt and assessment of the fourth quarter groundwater monitoring data.
- Natural attenuation of TCE is occurring via biological mechanisms or other natural attenuation mechanisms in both onsite and offsite groundwater.
- The approximate location of the hydraulic divide between the north and south groundwater plume boundaries was determined to be south of Ingersoll Avenue, which is generally consistent with previous reporting periods and historic results.
- The south groundwater plume beneath the Whirlpool property and the north plume extending north beyond Ingersoll Avenue both exhibit general characteristics of stable to decreasing plumes based upon statistical analysis of temporal concentration trends; although, variability of the plume boundary is evident at a few locations and a few select wells exhibited increasing concentrations.
- Groundwater impacts to the northeast of the site were identified and delineated (permanent offsite groundwater monitoring wells were installed during the fourth quarter).
- Based on third quarter groundwater data, the maximum estimated total quantity of TCE distributed throughout the north groundwater plume is 2 gallons, and the maximum estimated total quantity of TCE distributed throughout the south groundwater plume is 8 gallons.
- A voluntary supplemental investigation of the property boundary of the Whirlpool property confirmed that no TCE impacts are migrating beyond the property boundaries, except at the locations previously investigated at the northwest and northeast corners of the former manufacturing building property.
- Risk estimates based upon groundwater and soil vapor data for potential vapor intrusion from offsite groundwater continue to be below ADEQ's risk management limits.
- There continues to be no known TCE impacts to offsite soils, surface water or sediment.

- The Site human health exposure risks remain unchanged.

3. REVIEW OF ACTIVITIES COMPLETED – THIRD QUARTER 2014

During the Third Quarter of 2014, groundwater samples were collected via low flow sampling methodologies. Groundwater samples were collected from 55 wells during the week of July 28, 2014. The samples were analyzed for the parameters as outlined in the RADD. The Third Quarter 2014 Groundwater Monitoring Report is included as Attachment A.

Key observations based on the groundwater monitoring data include the following:

- The groundwater potentiometric surface observed during the third quarter event is consistent with that historically observed at the Site.
- The direction of the lateral hydraulic gradient continues to be influenced by a hydraulic divide located just south of Ingersoll Avenue with the hydraulic gradient predominantly in the following directions:
    - Hydraulic gradient north of the divide is in a northeasterly direction; and
    - Hydraulic gradient south of the divide is in a southern/southeastern direction.
- Third Quarter event groundwater monitoring data shows generally stable to decreasing trends for TCE concentrations.
- Third Quarter event groundwater monitoring data in conjunction with historical data demonstrate that natural attenuation of TCE is occurring via biological mechanisms in both onsite and offsite groundwater.

During the Third Quarter of 2014, soil vapor sampling events were attempted in July and September 2014. Soil vapor samples could not be collected during the monitoring event in July. Water was visible in the vapor sampling train from the shallow and deep ports at locations VP-1 and VP-2. Water samples were collected from the shallow and deep ports of VP-2 on July 29, 2014. Water samples could not be collected from either the shallow or deep ports at VP-1 due to the inability to draw a vapor or water sample due to high sustained vacuum. A second soil vapor monitoring event was conducted in September 2014 to confirm the July 2014 results. Soil vapor sampling locations VP-1 and VP-2 remained filled with water that could not be purged. Water samples were successfully collected at the shallow port of VP-1 (VP-1S) and at the shallow and deep ports of VP-2. Sufficient water volume could not be collected from the deep port of VP-1 (VP-1D) due to sustained vacuum on the line. However, sufficient water volume was able to be collected from the older deep port (SV-04D) located adjacent to VP-1D. The Third Quarter 2014 Soil Vapor Monitoring/Vapor Intrusion Report is included as Attachment B.

Key observations based on the soil vapor monitoring data include the following:

- Risk estimates for potential vapor intrusion from offsite groundwater into offsite residences are below ADEQ's risk management limits of 10^{-5} and 1 for cumulative cancer risk and non-cancer hazards, respectively; and

- Using TCE concentrations in water collected from groundwater monitoring wells indicate that the groundwater vapor intrusion model over-predicts potential vapor intrusion risks by at least a factor of approximately 50 relative to vapor intrusion modeling using TCE concentrations detected in shallow water collected from soil vapor monitoring ports.

During the Third Quarter of 2014, monitoring of the second 2014 oxidant injection event occurred at the Whirlpool site. The second 2014 oxidant injection event occurred during the weeks of May 27 and June 4, 2014 (i.e. late in the second quarter of 2014). During this event 22,200 gallons of base activated sodium persulfate (BASP) and 3,000 gallons of Modified Fenton's reagent (hydrogen peroxide and chelated iron) activated sodium persulfate (MASP) were injected into 21 existing injection wells and 40 temporary direct push injection points located in Area 1, Area 2, Area 3 and the supplemental neck area. Attachment C contains the Second Oxidant Injection Summary Report.

Key observations based on the in-situ chemical oxidation (ISCO) performance monitoring data include the following:

- Water levels, field water quality parameters, and persulfate concentrations indicate that the influence of the oxidant was measured in wells located in the injection areas and up to 35 feet from the injection areas (MW-24).
- Measurable levels of persulfate have persisted in portions of the injection areas and in wells down-gradient of the injection areas for more than 90 days following the second injection event (more than 170 days following the initial injection event in Area 1/ Injection Array 3). Conditions remain optimum for continued oxidation of TCE based upon the continued presence of persulfate, although injection of additional caustic or Fenton's reagent may be necessary to re-activate the persulfate.
- The total TCE concentrations in the majority of wells located in the supplemental neck area (Injection Array 1) have decreased approximately 60%.
- The total TCE concentrations in the majority of wells located in Area 2 and Area 3 (Injection Array 2) have decreased approximately 20%.
- The total TCE concentrations in groundwater at MW-86 decreased approximately 70% and total TCE concentrations decreased in the MW-25 injection area (MW-25, MW-85 and MW-86) by approximately 60%.
- TCE concentrations in groundwater at MW-25 and MW-85 increased following oxidant injection and these increases are expected to be the result of desorption of TCE following MASP injection and/or seasonal fluctuations observed at MW-25 (MASP was assessed during the bench scale testing for this project and demonstrated an increased ability to treat adsorbed phase TCE).
- Total TCE concentrations at Injection Array 3 wells located in Area 1 decreased approximately 80%.

The success of the second oxidant injection effort is anticipated to be further evident after receipt and assessment of the fourth quarter groundwater monitoring data (i.e. groundwater monitoring event performed in October 2014).

Whirlpool Facility Property Boundary

Supplemental investigation of the property boundaries was voluntarily completed by ENVIRON for Whirlpool Corporation under the Adaptive Remedy Process (currently underway at the Site to meet the requirements of the RADD) to assess the potential migration of TCE impact in soil or groundwater beyond the Whirlpool facility property boundaries at select locations where previous investigation has not been performed and hydrogeologic conditions suggest confirmation data should be collected. The *Whirlpool Facility Property Boundary Report* is included as Attachment D.

Key Observations

- No TCE impact to soil or groundwater was identified along the east, south or west Whirlpool facility property boundaries;
- No TCE impact to surface water and sediments was identified (ENVIRON/Whirlpool letter report Surface Water and Sediment Sampling near Whirlpool Facility dated September 18, 2014);
- At the north central property boundary, no additional TCE impacts to soil or groundwater were identified above RALs other than areas already previously delineated; and
- The TCE impact at the northwest corner of the former manufacturing building is fully delineated.

4. QUANTITY OF TCE

Estimated average minimum and maximum quantities of TCE in groundwater were calculated for the Site using the results of the Third Quarter groundwater monitoring event. The total quantity of TCE distributed throughout the north and south groundwater plumes is calculated based upon the consistent groundwater divide north of the Whirlpool manufacturing facility and south of Ingersoll Avenue. The quantity of TCE calculations are based on separating the northern and southern plumes at the hydraulic divide at the location of MW-24 (see Figure 2, Attachment A – Third Quarter 2014 Groundwater Monitoring Report).

The estimated range for the quantity of TCE in the northern plume is based upon:

- Plume area of 483,600 square feet (ft^2) consisting of 294,700 ft^2 for the portion of the plume with TCE concentrations ranging from 5 micrograms per liter (µg/L) to 100 µg/L, 188,700 ft^2 for the portion of the plume with TCE concentrations ranging from 100 µg/L to 1,000 µg/L, and 200 ft^2 for the portion of the plume with TCE concentrations greater than 1,000 µg/L;
- Average saturated thickness of 3.7 feet (see Attachment E, Table 1);
- Total porosity of 0.4; and

- TCE specific gravity of 1.465.

The estimated range for the quantity of TCE in the southern plume is based upon:

- Plume area of 823,200 ft^2 consisting of 430,200 ft^2 for the portion of the plume with TCE concentrations ranging from 5 µg/L to 100 µg/L, 302,200 ft^2 for the portion of the plume with TCE concentrations ranging from 100 µg/L to 1,000 µg/L and 90,800 ft^2 for the portion of the plume with TCE concentrations greater than 1,000 µg/L;
- Average saturated thickness of 8 feet (see Attachment E, Table 1);
- Total porosity of 0.4; and
- TCE specific gravity of 1.465.

The estimated quantities of TCE included calculation of the volume of groundwater based upon the distinct areas within the north and south plumes (i.e. area of plume within the iso-concentration lines on Figure 2), average saturated thickness and total porosity (i.e. area x average saturated thickness x porosity = volume of water). The volume of water and minimum and maximum TCE concentrations based upon the plume boundaries were used to calculate the mass of TCE within each section of the plume. The volume of TCE was then determined based upon the specific gravity of TCE. Calculations are identified on Attachment E, Table 2.

Based on a 483,600 ft^2 northern plume and an 823,200 ft^2 southern plume, the following ranges of the quantities of TCE distributed throughout the respective plumes were calculated:

Plume Location	Estimated Minimum Volume	Estimated Maximum Volume
Northern Plume	Less than 1 gallon	2 gallons
Southern Plume	2 gallons	8 gallons

Therefore the total (North + South Plumes) average minimum and maximum quantities of TCE in groundwater associated with the site is 3 to 10 gallons of TCE.

These estimated quantities illustrate the limited volume of TCE present in groundwater. The estimated quantities of TCE present in soil at the Site will be presented in the 2014 Annual Report.

5. DATA AVAILABLE IN THIS QUARTER

Analytical data for the 55 wells sampled, including water levels from this sampling event, is included in the Third Quarter 2014 Groundwater Monitoring Report included as Attachment A.

Analytical data for the soil vapor monitoring is included in the Third Quarter 2014 Soil Vapor Monitoring/Vapor Intrusion Report included as Attachment B.

The Second Oxidant Injection Summary Report, with associated field and performance monitoring data, is included as Attachment C. Continuing ISCO performance data will be provided to ADEQ in subsequent reports.

The Property Boundary Report for the Whirlpool Site with associated field and analytical data, is included as Attachment D.

6. ISSUES ENCOUNTERED AND RESOLUTION

The RADD identified five locations where soil vapor monitoring should be performed to confirm the conclusions regarding the potential for significant vapor intrusion at on and offsite areas. These locations included those installed in 2012. However, as stated in previous quarterly progress reports and other correspondence with ADEQ many of these points have become filled with water. An Addendum to the Soil Vapor Monitoring Program was submitted to ADEQ on October 2, 2014 (during the fourth quarter). ENVIRON/Whirlpool are in the process of addressing ADEQ's October 13, 2014, comments regarding the Addendum to the Soil Vapor Monitoring Program.

During implementation of the adaptive remedy, TCE impacts to groundwater where identified at the northeast corner of the site during the Third Quarter 2014. Work plans were prepared, implemented and initial delineation was completed during the third quarter, although permanent offsite groundwater monitoring wells beyond the northeast corner of the site were not installed until October 2014 to facilitate groundwater monitoring.

Impacts to the northeast corner and a request from ADEQ caused sampling of surface water and sediment at the Site to be investigated. No TCE was detected in surface water or sediments sampled.

7. SCHEDULE

There are no schedule deviations to report in the Third Quarter 2014. Pre-design data collection activities were started before the issuance of the final RADD and remedial activities continue to move forward at an aggressive pace.

LIST OF ATTACHMENTS

Volume 1

Attachment A: Third Quarter 2014 Groundwater Monitoring Report
Attachment B: Third Quarter 2014 Soil Vapor Monitoring/Vapor Intrusion Report
Attachment C: Second Oxidant Injection Summary Report

Volume 2

Attachment D: Property Boundary Report
Attachment E: Quantity of TCE Tables 1 and 2

ATTACHMENT D
Property Boundary Report
Whirlpool Corporation
Fort Smith, Arkansas
EPA No. ARD042755389
AFIN No. 66-00048
CAO LIS 13-202

Prepared for:
Arkansas Department of Environmental Quality

Prepared by:
ENVIRON International Corporation
St. Louis, Missouri

Date:
November 2014

Project Number:
34-34399A

STATE OF ARKANSAS
REGISTERED PROFESSIONAL GEOLOGIST
No. 1965
KERRY TODD STONESTREET

ENVIRON

Contents

Page

1 Introduction 1

2 Summary of Investigation and Sampling Methodologies.....2

3 Results of the Property Boundary Investigation 4
3.1 Northeast Corner and Boys and Girls Club Property.....4
3.2 Southwest Corner.....4
3.3 South Property Boundary 5
3.4 East Property Boundary 6
3.5 North Central Property Boundary.....6
3.6 Northwest and West Property Boundary.....7

List of Tables

Table 1: Summary of Soil Sample Analytical Results
Table 2: Summary of Groundwater Sample Analytical Results

List of Figures

Figure 1: Boundary Investigation Report

List of Appendices

Appendix A: MIP Screening Logs
Appendix B: Soil and Groundwater Analytical Results
Appendix C: Soil Boring Logs

1 Introduction

ENVIRON International Corporation (ENVIRON), on behalf of Whirlpool Corporation, is submitting this property boundary report to summarize the findings of recent membrane interface probe (MIP) and soil and groundwater sampling activities generally near the boundaries of the former manufacturing building at the Whirlpool property located in Fort Smith, Arkansas (Site). This work was completed in accordance with the Property Boundary Supplemental Work Plan dated August 8, 2014, and the ENVIRON/Whirlpool responses to Arkansas Department of Environmental Quality (ADEQ) comments on the Property Boundary Supplemental Work Plan dated September 19, 2014 (MIP Narrative provided as Appendix D) and October 30, 2014 (collectively referred to as Work Plan in this document).

Supplemental investigation of the property boundaries was voluntarily completed by ENVIRON for Whirlpool Corporation under the Adaptive Remedy Process (currently underway at the Site to meet the requirements of the RADD) to assess the potential migration of trichloroethene (TCE) impact in soil or groundwater beyond the Whirlpool facility property boundaries at select locations where previous investigation has not been performed and hydrogeologic conditions suggest confirmation data should be collected. This supplemental investigation also assessed soil and groundwater conditions at the approximate boundary separating the former manufacturing building property and the recently divested warehouse building property as part of a due diligence effort in support of this property transaction.

The Property Boundary Investigation confirmed that no TCE impacts are migrating beyond the property boundaries except at the locations previously investigated at the northwest and northeast corners of the former manufacturing building property. Although additional limited groundwater impact was discovered near the southwest corner of the former manufacturing building, this limited groundwater impact does not extend beyond the property boundaries to the south and west.

Previous correspondence with ADEQ regarding the Property Boundary Investigation Work Plan included performance of interior borings at MIP locations M-86, M-87 and M-100. The data for the interior soil probes was presented in the ENVIRON/Whirlpool responses to ADEQ's comments on the Property Boundary Supplemental Work Plan dated September 19, 2014.

This report provides:

- Summary of investigation and sampling methodologies; and
- Results of the property boundary investigation.

2 Summary of Investigation and Sampling Methodologies

The referenced MIP Narrative in the September 19, 2014, correspondence includes a description of the MIP technology to screen and assess subsurface conditions for volatile organic compounds (VOCs) with instrumentation focused on screening for chlorinated solvents including TCE, MIP instrumentation (probes), procedure for MIPs and assessment of results from the MIP investigations performed at the Whirlpool site. The MIP screening threshold for additional soil or groundwater assessment for respective MIP locations is approximately 1 µV x 10^6 as discussed in the MIP Narrative.

To validate the screening results obtained from the MIPs, soil probes were performed to collect soil and groundwater samples. Soil probes were completed using direct push technology (DPT) and lithologies were logged in accordance with the Unified Soil Classification System (USCS) by an ENVIRON geologist.

The soil probes were continuously sampled to probe refusal at or near the surface of shale bedrock. Soil samples were field screened with a photoionization detector (PID) for the presence of volatile organic vapors. PID measurements were taken from material collected from every 2 feet of core to assess relative VOC impact. Sample collection intervals were based on MIP screening results, PID measurements, visual observations and/or location within the subsurface (i.e. Vadose Zone, saturated zone, etc.). At a minimum, two soil samples were collected from each probe with one soil sample collected from the Vadose Zone and the second sample selected from the saturated Basal Transmissive Zone. Soil samples were collected utilizing 5035 kits for VOC analysis using EPA Method 8260. Select soil and groundwater samples collected were analyzed using a field gas chromatogram (GC) during the investigation. All samples collected from property boundary locations were confirmed with samples analyzed by a fixed laboratory.

Following soil sample collection, temporary monitoring wells were installed to total depths targeting the saturated soil zone. Temporary wells were constructed with 5 to 10 feet of 0.75 inch diameter, 0.01 inch slot scheduled 40 PVC screen and 0.75 inch diameter, solid schedule 40 PVC riser pipe to the surface. Where possible, a 16/30 grade sand pack was installed in the well annulus, around the PVC screen to approximately 2 feet above the top of the screen followed by an annular seal consisting of granular bentonite above the top of the sand pack. A temporary 0.5 inch diameter stainless steel Geoprobe™ well with no annulus was constructed for DP-62. Soil boring and well construction logs are provided in Appendix C.

If sufficient groundwater volume was present, temporary monitoring wells were purged to remove fine material from the well screen and a groundwater sample was collected for laboratory analysis using low-flow sampling techniques. All groundwater samples were submitted to PACE Analytical Services (Lenexa, Kansas) for analysis of VOCs by SW486 Method 8260B. Analytical results are provided in Appendix B.

Following sampling activities, MIP borings and temporary wells were abandoned and sealed using hydrated granular bentonite in accordance with ADEQ interim 96-4 document Monitoring

Well Construction, Geotechnical Boreholes and Plan and Abandonment Policy dated April 8, 1996, and/or with a waiver agreement with ADEQ.

The soil cuttings generated from drilling activities were containerized in labeled 55 gallon steel drums and staged onsite for future disposal by the facility. Water generated from groundwater sampling was containerized in labeled totes for future disposal.

3 Results of the Property Boundary Investigation

The property boundary investigation included performance of 58 MIPs and 24 soil probes facilitating collection of 72 soil samples and 21 groundwater samples. MIP locations M-300 through 357 and soil probes DP-38 through DP-62 are shown on Figure 1. The laboratory results are summarized on Tables 1 and 2 and laboratory reports are provided as Appendix B.

The results of the property boundary investigation are organized with a brief discussion of the northeast corner and Boys and Girls Club property investigation and summaries of the results for the southwest corner, south property boundary, east property boundary, north central property boundary and northwest and west property boundary investigations.

3.1 Northeast Corner and Boys and Girls Club Property

The discussion of the results for the northeast corner and Boys and Girls Club is brief since the results of the MIP investigation and soil and groundwater sampling were presented in the Boys and Girls Club Initial Report of Findings dated August 28, 2014. The compilation of all the data from the northeast corner is presented in the Northeast Corner Report which is provided as Appendix E for the 2014 Third Quarter Progress Report.

Twenty MIPs were performed at the northeast corner and Boys and Girls Club include: M-300, M-301, M-304, M-312 through M-319, M-326A through M-328, M-331 through M-333 and M-353 through M-355. The soil probes performed for the northeast corner and Boys and Girls Club include DP-40 through DP-53. The data tables and figures in this report include these sample locations.. Based upon the results of this investigation and the results described in the Boys and Girls Club Initial Report of Findings, no TCE or other VOCs were detected in soil and the extent of TCE impact in groundwater was delineated to the north and east. Permanent groundwater monitoring wells have been installed to continue to monitor groundwater conditions in this area.

3.2 Southwest Corner

Eight MIPs were completed at locations M-325, M-329, M-330, M-341, M-348 through 351 and M-356 as shown on Figure 1 at the southwest corner of the former manufacturing building property. Most MIP screening results indicated no or very little response on the ECD. The largest ECD response was 1.0 µV x 10^7 at M-329 at approximately 32 feet bgs. Other ECD responses greater than 1 µV x 10^6 are summarized in the table below with limited corresponding soil and groundwater data collected to validate the screening results since this specific area is not located near the boundaries of the property.

MIP/Soil Probe ID	Highest ECD Response	Depth	TCE Concentration			
			Soil		Groundwater	
			Depth (feet)	(mg/kg)	Depth (feet)	(µg/L)
M-325	5 µV x 10^6	33 feet	No sample		33	1,390 (Field GC data)
M-329	1 µV x 10^7	32 feet	No sample		32	368 (Field GC data)
M-330	8 µV x 10^6	23 feet	No sample		No sample	
M-341	2 µV x 10^6	36 feet	No sample		No sample	
M-348/DP-62	7.5 µV x 10^5	23 feet	1	ND	24.5	ND
			24.5	ND		
M-349[1]	1.1 µV x 10^6	1 foot	No sample		No sample	
M-351	1.1 µV x 10^6	27 feet	No sample		No sample	
M-356	1.9 µV x 10^6	28 feet	No sample		No sample	

Based upon the results of the southwest corner investigation at the former manufacturing building property, no constituents associated with the site appear to be migrating west towards the property boundaries based upon the boundary investigation locations M-348/DP-62 and M-349, or to the south based upon the south property boundary investigation discussed below (i.e. M-334/DP-59, M-335/DP-61, M-342, M-343/DP-60, M-344, M-345 and M-346/DP-57).

3.3 South Property Boundary

Thirteen MIPs were completed at locations M-311, M-334 through M-340, M-342 through M-346 and M-357 as shown on Figure 1 along the south property boundary. Most MIP screening results indicated no or very little response on the ECD. The largest ECD response was 2.5 µV x 10^6 at M-334 at approximately 37 feet bgs (see table below). Other ECD responses greater than 1 µV x 10^6 were 1.2 µV x 10^6 at M-346 at a depth of 1 feet and 1.5 µV x 10^6 at M-343 at a depth of 2 feet[1]. Soil and groundwater sampling was performed to confirm the south property boundary conditions due to the pending sale of the warehouse property to the south. Soil and groundwater samples were collected at points M-334 (DP-59), M-335 (DP-61), M-343 (DP-60) and M-346 (DP-57) as shown on Figure 1 and in the table below.

[1] ECD responses were noted in the upper 1 to 2 feet at many MIP locations which was reported to be an artifact of the screening instrumentation. The table above provides actual laboratory analysis of shallow soil samples where ECD responses occurred which indicate no VOC impact is present.

MIP/Soil Probe ID	Highest ECD Response	Depth	TCE Concentration			
			Soil		Groundwater	
			Depth (feet)	(mg/kg)	Depth (feet)	(µg/L)
M-334/DP-59	2.5 µV x 10^6	37 feet	1	ND	37	ND
			37	ND		
M-335/DP-61	0.5 µV x 10^6	4 feet	1	ND	38	ND
			4	ND		
			23	ND		
M-343/DP-60	1.5 µV x 10^6	2 feet	1	ND	26	ND
			11	ND		
			26	ND		
M-346/DP-57	1.2 µV x 10^6	1 foot	1	ND	28-32	ND
			20.5	ND		
			28	ND		
M-357[1]	1 µV x 10^6	1 foot	No sample		No sample	

All soil and groundwater sample results were reported as non-detect for VOCs. Acetone, a common lab contaminant, was identified in the soil sample DP-59-SL at the 1 foot interval. Soil and groundwater analytical results are included in Appendix B.

Based upon the results of this investigation along the south boundary of the former Whirlpool manufacturing building property, no constituents associated with the site appear to be migrating south towards the warehouse property.

3.4 East Property Boundary

Four MIPs were completed at locations M-302, M-303, M-309 and M-310 as shown on Figure 1 along the east property boundary (note other MIPs along the east boundary are discussed in the Northeast Corner and Boys and Girls Club Property and South Property Boundary sections of this report). All ECD responses for the subject MIPs were less than 1 µV x 10^6.

Based upon the results of this investigation along the east boundary of the former Whirlpool manufacturing building property, no constituents associated with the former manufacturing building appear to be migrating east towards the property boundary.

3.5 North Central Property Boundary

Five MIPs were completed at locations M-320 through M-324 as shown on Figure 1 along the north central property boundary (note other MIPs along the north boundary are discussed in the Northeast Corner and Boys and Girls Club Property and Northwest Corner sections of this report). All ECD responses for the subject MIPs were less than 1 µV x 10^6. TCE was detected in groundwater at M-320 and M-321 at 3.9 µg/L and 3.8 µg/L, respectively (groundwater sample analysis performed by field GC). These concentrations are below the RAL.

Based upon the results of this investigation along the north boundary of the former Whirlpool manufacturing building property, no constituents associated with the former manufacturing building appear to be migrating north towards the north central property boundary at concentrations exceeding the RALs.

3.6 Northwest and West Property Boundary

Four MIPs were completed at locations M-305 through M-308 as shown on Figure 1 along the northwest and west portions of the former manufacturing building. The maximum ECD response was 1 µV x 10^6 at M-306 at 14 feet. No further investigation was performed at this location due to the southeast groundwater flow direction at this location and data available from ITMW-21 located adjacent to this location [the TCE concentrations in ITMW-21 were 17.6 micrograms per liter (µg/L) during the second quarter and 9.4 µg/L during the third quarter].

As described in the ENVIRON/Whirlpool October 22, 2014 responses to ADEQ comments on the 2014 Second Quarterly Progress Report, M-307 was completed approximately 85 feet west of M-73 (MIP performed in September 2013) along the south side of the surface water drainage along the railroad tracks at the northwest corner of the former manufacturing building. No MIP response was observed warranting further delineation to the west (M-307 maximum ECD responses were 4 µV x 10^5).

DP-39 was completed adjacent to M-74 (MIP performed in September 2013). Five soil samples and one groundwater sample were collected from DP-39 (see summary table below). The TCE concentration in the groundwater sample at DP-39 was 18.1 µg/L, which is similar to the second and third quarter groundwater sample results for ITMW-21, located approximately 65 feet to the south (the TCE concentrations in ITMW-21 were 17.6 µg/L during the second quarter and 9.4 µg/L during the third quarter). ITMW-20 is located approximately 250 feet west of DP-39 and TCE concentrations in groundwater have been nondetect during monitoring events since October 2011 (excluding TCE reported at 0.21 µg/L in May 2014). Based upon little or no TCE impact west of DP-39 and the southeast groundwater flow direction in the vicinity of DP-39, no additional delineation to the west is necessary to assess the extent of impact.

In August 2014, a surface water sample was collected from the western storm water outfall (Outfall 002) and five sediment samples were collected from the storm water drainage features along the west side of the site. No TCE was detected in the surface water sample or sediment samples. The results of the surface water and sediment sampling efforts were presented in the Surface Water and Sediment Sampling near Whirlpool Facility Report dated September 18, 2014 (this report was approved by ADEQ in correspondence dated October 14, 2014).

MIP/Soil Probe ID	Highest ECD Response	Depth	TCE Concentration			
			Soil		Groundwater	
			Depth (feet)	(mg/kg)	Depth (feet)	(µg/L)
M-308/DP-38	5.0 µV x 10^5	27 feet	5	ND	27	1.5 J
			14.5	0.0224		
			18	0.0037		
			22	ND		
			25	ND		
DP-39	Not applicable	28 feet	4	0.0032J	28	18.1
			7	ND		
			16.5	ND		
			23.5	0.0022J		
			28	0.007		

Based upon the investigation efforts summarized above, no constituents associated with the former manufacturing building appear to be migrating west towards the west central property boundary. Based upon the results of this investigation along the northwest corner of the former Whirlpool manufacturing building property, characterization of the northwest portion of the property summarized in the Area 1 Soil Investigation Report dated August 15, 2014, and the southeast groundwater flow direction in this area, the TCE impact at the northwest corner of the former manufacturing building is fully delineated.

Tables

TABLE 1
SUMMARY OF SOIL SAMPLE ANALYTICAL RESULTS - BOUNDARY WELLS
Whirlpool Corporation - Fort Smith, Arkansas

Location	Remedial Action Levels per ADEQ RADD Issued Dec 2013	DP-38	DP-38	DP-38	DP-38	DP-38
ENVIRON Sample ID		DP-38 (5.0 FT) - 082014	DP-38 (14.5 FT) - 082014	DP-38 (18.0 FT) - 082014	DP-38 (22.0 FT) - 082014	DP-38 (25.0 FT) - 082014
Lab Sample ID		60175122001	60175122002	60175122003	60175122004	60175122005
Collection Depth (ft bgs)		5	14.5	18	22	25
Sample Method		Terra Core	Terra Core	Terra Core	Terra Core	Terra Core
Sample Date		08/05/2014	08/05/2014	08/05/2014	08/05/2014	08/05/2014
Comments						
Volatile Organic Compounds						
Acetone	NE	U (0.0214)	U (0.0187)	U (0.0172)	U (0.018)	U (0.0173)
Bromomethane	NE	U (0.0054)	U (0.0047)	U (0.0043)	U (0.0045)	U (0.0043)
2-Butanone	NE	U (0.0107)	U (0.0093)	U (0.0086)	U (0.009)	U (0.0086)
Chloroform	NE	U (0.0054)	U (0.0047)	U (0.0043)	U (0.0045)	U (0.0043)
cis-1,2-Dichloroethene	NE	U (0.0054)	0.0195 (0.0047)	0.0042 J (0.0043)	U (0.0045)	U (0.0043)
Methylene Chloride	NE	U (0.0054)	U (0.0047)	U (0.0043)	U (0.0045)	U (0.0043)
Trichloroethene	0.129	U (0.0054)	0.0224 (0.0047)	0.0037 J (0.0043)	U (0.0045)	U (0.0043)

Notes:

1 All concentrations are presented in mg/kg.

2 Only compounds with at least one detection are shown.

3 Concentrations that exceed the ALs for Fort Smith ADEQ RADD Issued Dec 2013 are double underlined.

Abbreviations:

U -- Not Detected
J -- Estimated Concentration
( ) -- Reporting Limit
RADD -- Remedial Action Decision Document
ADEQ -- Arkansas Department of Environmental Quality
NE -- Not Established

TABLE 1
SUMMARY OF SOIL SAMPLE ANALYTICAL RESULTS - BOUNDARY WELLS
Whirlpool Corporation - Fort Smith, Arkansas

Location	Remedial Action Levels per ADEQ RADD Issued Dec 2013	DP-39	DP-39	DP-39	DP-39	DP-39
ENVIRON Sample ID		DP-39 (4.0 FT) - 082014	DP-39 (7.0 FT) - 082014	DP-39 (7.0 FT) - 082014-DUP	DP-39 (16.5 FT) - 082014	DP-39 (23.5 FT) - 082014
Lab Sample ID		60175235001	60175235002	60175235003	60175235004	60175235005
Collection Depth (ft bgs)		4	7	7	16.5	23.5
Sample Method		Terra Core	Terra Core	Terra Core	Terra Core	Terra Core
Sample Date		08/06/2014	08/06/2014	08/06/2014	08/06/2014	08/06/2014
Comments				Field Duplicate		
Volatile Organic Compounds						
Acetone	NE	U (0.0217)	U (0.0177)	U (0.0183)	U (0.0176)	U (0.0166)
Bromomethane	NE	U (0.0054)	U (0.0044)	U (0.0046)	U (0.0044)	U (0.0042)
2-Butanone	NE	U (0.0108)	U (0.0089)	U (0.0091)	U (0.0088)	U (0.0083)
Chloroform	NE	U (0.0054)	U (0.0044)	U (0.0046)	U (0.0044)	U (0.0042)
cis-1,2-Dichloroethene	NE	U (0.0054)	U (0.0044)	U (0.0046)	U (0.0044)	U (0.0042)
Methylene Chloride	NE	U (0.0054)	U (0.0044)	U (0.0046)	U (0.0044)	U (0.0042)
Trichloroethene	0.129	0.0032 J (0.0054)	U (0.0044)	U (0.0046)	U (0.0044)	0.0022 J (0.0042)

Notes:

1 All concentrations are presented in mg/kg.

2 Only compounds with at least one detection are shown.

3 Concentrations that exceed the ALs for Fort Smith ADEQ RADD Issued Dec 2013 are double underlined.

Abbreviations:

U -- Not Detected
J -- Estimated Concentration
( ) -- Reporting Limit
RADD -- Remedial Action Decision Document
ADEQ -- Arkansas Department of Environmental Quality
NE -- Not Established

TABLE 1
SUMMARY OF SOIL SAMPLE ANALYTICAL RESULTS - BOUNDARY WELLS
Whirlpool Corporation - Fort Smith, Arkansas

Location	Remedial Action Levels per ADEQ RADD Issued Dec 2013	DP-39	DP-40	DP-40	DP-40	DP-41
ENVIRON Sample ID		DP-39 (28.0 FT) - 082014	DP-40 (4.0 FT) - 082014	DP-40 (11.0 FT) - 082014	DP-40 (14.5 FT) - 082014	DP-41 (4.0 FT) - 082014
Lab Sample ID		60175235006	60175335001	60175335002	60175335003	60175425001
Collection Depth (ft bgs)		28	4	11	14.5	4
Sample Method		Terra Core	Terra Core	Terra Core	Terra Core	Terra Core
Sample Date		08/06/2014	08/07/2014	08/07/2014	08/07/2014	08/08/2014
Comments						
Volatile Organic Compounds						
Acetone	NE	U (0.0199)	U (0.0195)	U (0.0177)	U (0.0194)	U (0.024)
Bromomethane	NE	U (0.005)	U (0.0049)	U (0.0044)	U (0.0048)	0.0031 J (0.006)
2-Butanone	NE	U (0.0099)	U (0.0097)	U (0.0089)	U (0.0097)	U (0.012)
Chloroform	NE	U (0.005)	U (0.0049)	U (0.0044)	U (0.0048)	U (0.006)
cis-1,2-Dichloroethene	NE	U (0.005)	U (0.0049)	U (0.0044)	U (0.0048)	U (0.006)
Methylene Chloride	NE	U (0.005)	U (0.0049)	U (0.0044)	U (0.0048)	U (0.006)
Trichloroethene	0.129	0.007 (0.005)	U (0.0049)	U (0.0044)	U (0.0048)	U (0.006)

Notes:

1 All concentrations are presented in mg/kg.

2 Only compounds with at least one detection are shown.

3 Concentrations that exceed the ALs for Fort Smith ADEQ RADD Issued Dec 2013 are double underlined.

Abbreviations:

U -- Not Detected
J -- Estimated Concentration
( ) -- Reporting Limit
RADD -- Remedial Action Decision Document
ADEQ -- Arkansas Department of Environmental Quality
NE -- Not Established

TABLE 1
SUMMARY OF SOIL SAMPLE ANALYTICAL RESULTS - BOUNDARY WELLS
Whirlpool Corporation - Fort Smith, Arkansas

Location	Remedial Action Levels per ADEQ RADD Issued Dec 2013	DP-41	DP-41	DP-42	DP-42	DP-42
ENVIRON Sample ID		DP-41 (10.0 FT) - 082014	DP-41 (14.0 FT) - 082014	DP-42 (4.0 FT) - 082014	DP-42 (8-0 FT) - 082014	DP-42 (12.0 FT) - 082014
Lab Sample ID		60175425002	60175425003	60175425004	60175425005	60175425006
Collection Depth (ft bgs)		10	14	4	8	12
Sample Method		Terra Core	Terra Core	Terra Core	Terra Core	Terra Core
Sample Date		08/08/2014	08/08/2014	08/08/2014	08/08/2014	08/08/2014
Comments						
Volatile Organic Compounds						
Acetone	NE	U (0.0182)	U (0.0181)	U (0.0196)	U (0.0185)	U (0.0171)
Bromomethane	NE	U (0.0046)	U (0.0045)	U (0.0049)	U (0.0046)	U (0.0043)
2-Butanone	NE	U (0.0091)	U (0.0091)	U (0.0098)	U (0.0092)	U (0.0086)
Chloroform	NE	U (0.0046)	U (0.0045)	U (0.0049)	U (0.0046)	U (0.0043)
cis-1,2-Dichloroethene	NE	U (0.0046)	U (0.0045)	U (0.0049)	U (0.0046)	U (0.0043)
Methylene Chloride	NE	U (0.0046)	U (0.0045)	U (0.0049)	U (0.0046)	U (0.0043)
Trichloroethene	0.129	U (0.0046)	U (0.0045)	U (0.0049)	U (0.0046)	U (0.0043)

Notes:

1 All concentrations are presented in mg/kg.

2 Only compounds with at least one detection are shown.

3 Concentrations that exceed the ALs for Fort Smith ADEQ RADD Issued Dec 2013 are double underlined.

Abbreviations:

U -- Not Detected
J -- Estimated Concentration
( ) -- Reporting Limit
RADD -- Remedial Action Decision Document
ADEQ -- Arkansas Department of Environmental Quality
NE -- Not Established

TABLE 1
SUMMARY OF SOIL SAMPLE ANALYTICAL RESULTS - BOUNDARY WELLS
Whirlpool Corporation - Fort Smith, Arkansas

Location	Remedial Action Levels per ADEQ RADD Issued Dec 2013	DP-43	DP-43	DP-43	DP-44	DP-44
ENVIRON Sample ID		DP-43-SL (4.0 FT) - 20140811	DP-43-SL (10.0 FT) - 20140811	DP-43-SL (19.0 FT) - 20140811	DP-44-SL (4.0 FT) - 20140811	DP-44-SL (11.0 FT) - 20140811
Lab Sample ID		60175525001	60175525002	60175525003	60175525004	60175525005
Collection Depth (ft bgs)		4	10	19	4	11
Sample Method		Terra Core	Terra Core	Terra Core	Terra Core	Terra Core
Sample Date		08/11/2014	08/11/2014	08/11/2014	08/11/2014	08/11/2014
Comments						
Volatile Organic Compounds						
Acetone	NE	U (0.0243)	U (0.0178)	U (0.0167)	U (0.0233)	U (0.0184)
Bromomethane	NE	U (0.0061)	U (0.0044)	U (0.0042)	U (0.0058)	U (0.0046)
2-Butanone	NE	U (0.0121)	U (0.0089)	U (0.0084)	U (0.0117)	U (0.0092)
Chloroform	NE	U (0.0061)	U (0.0044)	U (0.0042)	U (0.0058)	U (0.0046)
cis-1,2-Dichloroethene	NE	U (0.0061)	U (0.0044)	U (0.0042)	U (0.0058)	U (0.0046)
Methylene Chloride	NE	0.0033 J (0.0061)	U (0.0044)	U (0.0042)	U (0.0058)	U (0.0046)
Trichloroethene	0.129	U (0.0061)	U (0.0044)	U (0.0042)	U (0.0058)	U (0.0046)

Notes:

1 All concentrations are presented in mg/kg.

2 Only compounds with at least one detection are shown.

3 Concentrations that exceed the ALs for Fort Smith ADEQ RADD Issued Dec 2013 are double underlined.

Abbreviations:

U -- Not Detected
J -- Estimated Concentration
( ) -- Reporting Limit
RADD -- Remedial Action Decision Document
ADEQ -- Arkansas Department of Environmental Quality
NE -- Not Established

TABLE 1
SUMMARY OF SOIL SAMPLE ANALYTICAL RESULTS - BOUNDARY WELLS
Whirlpool Corporation - Fort Smith, Arkansas

Location	Remedial Action Levels per ADEQ RADD Issued Dec 2013	DP-44	DP-44	DP-45	DP-45	DP-45
ENVIRON Sample ID		DP-44-SL (18.0 FT) - 20140811	DP-44-SL (21.5 FT) - 20140811	DP-45-SL (4.0 FT) - 20140811	DP-45-SL (12.0 FT) - 20140811	DP-45-SL (18.0 FT) - 20140811
Lab Sample ID		60175525006	60175525007	60175525008	60175525009	60175525010
Collection Depth (ft bgs)		18	21.5	4	12	18
Sample Method		Terra Core	Terra Core	Terra Core	Terra Core	Terra Core
Sample Date		08/11/2014	08/11/2014	08/11/2014	08/11/2014	08/11/2014
Comments						
Volatile Organic Compounds						
Acetone	NE	U (0.0196)	U (0.0204)	0.0371 (0.0177)	U (0.0197)	U (0.018)
Bromomethane	NE	U (0.0049)	U (0.0051)	U (0.0044)	U (0.0049)	U (0.0045)
2-Butanone	NE	U (0.0098)	U (0.0102)	U (0.0089)	U (0.0098)	U (0.009)
Chloroform	NE	U (0.0049)	U (0.0051)	U (0.0044)	U (0.0049)	U (0.0045)
cis-1,2-Dichloroethene	NE	U (0.0049)	U (0.0051)	U (0.0044)	U (0.0049)	U (0.0045)
Methylene Chloride	NE	U (0.0049)	U (0.0051)	U (0.0044)	U (0.0049)	U (0.0045)
Trichloroethene	0.129	U (0.0049)	U (0.0051)	U (0.0044)	U (0.0049)	U (0.0045)

Notes:

1 All concentrations are presented in mg/kg.

2 Only compounds with at least one detection are shown.

3 Concentrations that exceed the ALs for Fort Smith ADEQ RADD Issued Dec 2013 are double underlined.

Abbreviations:

U -- Not Detected
J -- Estimated Concentration
( ) -- Reporting Limit
RADD -- Remedial Action Decision Document
ADEQ -- Arkansas Department of Environmental Quality
NE -- Not Established

TABLE 1
SUMMARY OF SOIL SAMPLE ANALYTICAL RESULTS - BOUNDARY WELLS
Whirlpool Corporation - Fort Smith, Arkansas

Location	Remedial Action Levels per ADEQ RADD Issued Dec 2013	DP-46	DP-46	DP-46	DP-47	DP-47
ENVIRON Sample ID		DP-46-SL (4.5 FT) - 20140812	DP-46-SL (13.5 FT) - 20140812	DP-46-SL (18.0 FT) - 20140812	DP-47-SL (5.0 FT) - 20140812	DP-47-SL (22.0 FT) - 20140812
Lab Sample ID		60175646001	60175646002	60175646003	60175646004	60175646005
Collection Depth (ft bgs)		4.5	13.5	18	5	22
Sample Method		Terra Core	Terra Core	Terra Core	Terra Core	Terra Core
Sample Date		08/12/2014	08/12/2014	08/12/2014	08/12/2014	08/12/2014
Comments						
Volatile Organic Compounds						
Acetone	NE	U (0.021)	U (0.0166)	U (0.0167)	U (0.0202)	U (0.0173)
Bromomethane	NE	U (0.0052)	U (0.0042)	U (0.0042)	U (0.005)	U (0.0043)
2-Butanone	NE	U (0.0105)	U (0.0083)	U (0.0083)	U (0.0101)	U (0.0087)
Chloroform	NE	U (0.0052)	U (0.0042)	U (0.0042)	U (0.005)	U (0.0043)
cis-1,2-Dichloroethene	NE	U (0.0052)	U (0.0042)	U (0.0042)	U (0.005)	U (0.0043)
Methylene Chloride	NE	U (0.0052)	U (0.0042)	U (0.0042)	U (0.005)	U (0.0043)
Trichloroethene	0.129	U (0.0052)	U (0.0042)	U (0.0042)	U (0.005)	U (0.0043)

Notes:

1 All concentrations are presented in mg/kg.

2 Only compounds with at least one detection are shown.

3 Concentrations that exceed the ALs for Fort Smith ADEQ RADD Issued Dec 2013 are double underlined.

Abbreviations:

U -- Not Detected
J -- Estimated Concentration
( ) -- Reporting Limit
RADD -- Remedial Action Decision Document
ADEQ -- Arkansas Department of Environmental Quality
NE -- Not Established

TABLE 1
SUMMARY OF SOIL SAMPLE ANALYTICAL RESULTS - BOUNDARY WELLS
Whirlpool Corporation - Fort Smith, Arkansas

Location	Remedial Action Levels per ADEQ RADD Issued Dec 2013	DP-48	DP-48	DP-49	DP-49	DP-49
ENVIRON Sample ID		DP-48-SL (4.0 FT)-20140814	DP-48-SL (11.5 FT)-20140814	DP-49-SL (4.0 FT)-20140814	DP-49-SL (10.0 FT)-20140814	DP-49-SL (13.0 FT)-20140814
Lab Sample ID		60175927001	60175927002	60175927003	60175927004	60175927005
Collection Depth (ft bgs)		4	11.5	4	10	13
Sample Method		Terra Core	Terra Core	Terra Core	Terra Core	Terra Core
Sample Date		08/14/2014	08/14/2014	08/14/2014	08/14/2014	08/14/2014
Comments						
Volatile Organic Compounds						
Acetone	NE	0.0153 J (0.0185)	0.0093 J (0.0172)	0.0154 J (0.0194)	0.0123 J (0.0174)	0.0142 J (0.0226)
Bromomethane	NE	U (0.0046)	U (0.0043)	U (0.0048)	U (0.0043)	U (0.0056)
2-Butanone	NE	U (0.0092)	U (0.0086)	U (0.0097)	U (0.0087)	U (0.0113)
Chloroform	NE	U (0.0046)	U (0.0043)	U (0.0048)	U (0.0043)	U (0.0056)
cis-1,2-Dichloroethene	NE	U (0.0046)	U (0.0043)	U (0.0048)	U (0.0043)	U (0.0056)
Methylene Chloride	NE	U (0.0046)	U (0.0043)	U (0.0048)	U (0.0043)	U (0.0056)
Trichloroethene	0.129	U (0.0046)	U (0.0043)	U (0.0048)	U (0.0043)	U (0.0056)

Notes:

1 All concentrations are presented in mg/kg.

2 Only compounds with at least one detection are shown.

3 Concentrations that exceed the ALs for Fort Smith ADEQ RADD Issued Dec 2013 are double underlined.

Abbreviations:

U -- Not Detected
J -- Estimated Concentration
( ) -- Reporting Limit
RADD -- Remedial Action Decision Document
ADEQ -- Arkansas Department of Environmental Quality
NE -- Not Established

TABLE 1
SUMMARY OF SOIL SAMPLE ANALYTICAL RESULTS - BOUNDARY WELLS
Whirlpool Corporation - Fort Smith, Arkansas

Location	Remedial Action Levels per ADEQ RADD Issued Dec 2013	DP-50	DP-50	DP-51	DP-51	DP-52
ENVIRON Sample ID		DP-50-SL (4.0 FT)-20140814	DP-50-SL (10.0 FT)-20140814	DP-51-SL (1.0 FT) - 20140818	DP-51-SL (14.0 FT) - 20140818	DP-52-SL (4.0 FT) - 20140818
Lab Sample ID		60175927006	60175927007	60176014001	60176014002	60176014003
Collection Depth (ft bgs)		4	10	1	14	4
Sample Method		Terra Core	Terra Core	Terra Core	Terra Core	Terra Core
Sample Date		08/14/2014	08/14/2014	08/18/2014	08/18/2014	08/18/2014
Comments						
Volatile Organic Compounds						
Acetone	NE	U (0.0184)	U (0.0159)	0.0414 (0.0197)	U (0.0159)	0.0202 (0.0185)
Bromomethane	NE	U (0.0046)	U (0.004)	U (0.0049)	0.0081 (0.004)	0.0093 (0.0046)
2-Butanone	NE	U (0.0092)	U (0.0079)	U (0.0098)	U (0.0079)	U (0.0093)
Chloroform	NE	U (0.0046)	U (0.004)	U (0.0049)	U (0.004)	U (0.0046)
cis-1,2-Dichloroethene	NE	U (0.0046)	U (0.004)	U (0.0049)	U (0.004)	U (0.0046)
Methylene Chloride	NE	U (0.0046)	U (0.004)	U (0.0049)	U (0.004)	U (0.0046)
Trichloroethene	0.129	U (0.0046)	U (0.004)	U (0.0049)	U (0.004)	U (0.0046)

Notes:

1 All concentrations are presented in mg/kg.

2 Only compounds with at least one detection are shown.

3 Concentrations that exceed the ALs for Fort Smith ADEQ RADD Issued Dec 2013 are double underlined.

Abbreviations:

U -- Not Detected
J -- Estimated Concentration
( ) -- Reporting Limit
RADD -- Remedial Action Decision Document
ADEQ -- Arkansas Department of Environmental Quality
NE -- Not Established

TABLE 1
SUMMARY OF SOIL SAMPLE ANALYTICAL RESULTS - BOUNDARY WELLS
Whirlpool Corporation - Fort Smith, Arkansas

Location	Remedial Action Levels per ADEQ RADD Issued Dec 2013	DP-52	DP-53	DP-53	DP-54	DP-54
ENVIRON Sample ID		DP-52-SL (11.0 FT) - 20140818	DP-53-SL (1.0 FT) - 20140818	DP-53-SL (8.5 FT) - 20140818	DP-54-SL (3.0 FT) - 20140819	DP-54-SL (13.0 FT) - 20140819
Lab Sample ID		60176014004	60176014005	60176014006	60176121001	60176121002
Collection Depth (ft bgs)		11	1	8.5	3	13
Sample Method		Terra Core	Terra Core	Terra Core	Terra Core	Terra Core
Sample Date		08/18/2014	08/18/2014	08/18/2014	08/19/2014	08/19/2014
Comments						
Volatile Organic Compounds						
Acetone	NE	0.0094 J (0.0164)	0.0587 (0.0179)	0.0101 J (0.0177)	U (0.0188)	U (0.0182)
Bromomethane	NE	U (0.0041)	0.0093 (0.0045)	U (0.0044)	U (0.0047)	U (0.0045)
2-Butanone	NE	U (0.0082)	0.0063 J (0.009)	U (0.0089)	U (0.0094)	U (0.0091)
Chloroform	NE	U (0.0041)	U (0.0045)	U (0.0044)	U (0.0047)	U (0.0045)
cis-1,2-Dichloroethene	NE	U (0.0041)	U (0.0045)	U (0.0044)	U (0.0047)	U (0.0045)
Methylene Chloride	NE	U (0.0041)	U (0.0045)	U (0.0044)	U (0.0047)	U (0.0045)
Trichloroethene	0.129	U (0.0041)	U (0.0045)	U (0.0044)	0.0501 (0.0047)	0.0313 (0.0045)

Notes:

1 All concentrations are presented in mg/kg.

2 Only compounds with at least one detection are shown.

3 Concentrations that exceed the ALs for Fort Smith ADEQ RADD Issued Dec 2013 are double underlined.

Abbreviations:

U -- Not Detected
J -- Estimated Concentration
( ) -- Reporting Limit
RADD -- Remedial Action Decision Document
ADEQ -- Arkansas Department of Environmental Quality
NE -- Not Established

TABLE 1
SUMMARY OF SOIL SAMPLE ANALYTICAL RESULTS - BOUNDARY WELLS
Whirlpool Corporation - Fort Smith, Arkansas

Location	Remedial Action Levels per ADEQ RADD Issued Dec 2013	DP-55	DP-55	DP-55	DP-55	DP-55
ENVIRON Sample ID		DP-55-SL (4.0 FT) - 20140819	DP-55-SL (8.0 FT) - 20140819	DP-55-SL (13.0 FT) - 20140819	DP-55-SL (27.0 FT) - 20140819	DP-55-SL (31.0 FT) - 20140819
Lab Sample ID		60176121003	60176121004	60176121005	60176121006	60176121007
Collection Depth (ft bgs)		4	8	13	27	31
Sample Method		Terra Core	Terra Core	Terra Core	Terra Core	Terra Core
Sample Date		08/19/2014	08/19/2014	08/19/2014	08/19/2014	08/19/2014
Comments						
Volatile Organic Compounds						
Acetone	NE	U (0.0188)	U (0.0196)	U (0.0187)	U (0.017)	U (0.0199)
Bromomethane	NE	U (0.0047)	U (0.0049)	U (0.0047)	U (0.0043)	U (0.005)
2-Butanone	NE	U (0.0094)	U (0.0098)	U (0.0094)	U (0.0085)	U (0.01)
Chloroform	NE	0.0045 J (0.0047)	0.0052 (0.0049)	0.0024 J (0.0047)	U (0.0043)	U (0.005)
cis-1,2-Dichloroethene	NE	0.0082 (0.0047)	0.0078 (0.0049)	0.0034 J (0.0047)	U (0.0043)	U (0.005)
Methylene Chloride	NE	U (0.0047)	U (0.0049)	U (0.0047)	U (0.0043)	U (0.005)
Trichloroethene	0.129	0.6 (0.291)	0.973 (0.301)	0.388 (0.292)	0.0063 (0.0055)	0.0277 (0.005)

Notes:

1 All concentrations are presented in mg/kg.

2 Only compounds with at least one detection are shown.

3 Concentrations that exceed the ALs for Fort Smith ADEQ RADD Issued Dec 2013 are double underlined.

Abbreviations:

U -- Not Detected
J -- Estimated Concentration
( ) -- Reporting Limit
RADD -- Remedial Action Decision Document
ADEQ -- Arkansas Department of Environmental Quality
NE -- Not Established

TABLE 1
SUMMARY OF SOIL SAMPLE ANALYTICAL RESULTS - BOUNDARY WELLS
Whirlpool Corporation - Fort Smith, Arkansas

Location	Remedial Action Levels per ADEQ RADD Issued Dec 2013	DP-56	DP-56	DP-57	DP-57	DP-57
ENVIRON Sample ID		DP-56-SL (3.0 FT) - 20140819	DP-56-SL (11.0 FT) - 20140819	DP-57-SL (1.0 FT) - 20140825	DP-57-SL (20.5 FT) - 20140825	DP-57-SL (28.0 FT) - 20140825
Lab Sample ID		60176121008	60176121009	60176579001	60176579002	60176579003
Collection Depth (ft bgs)		3	11	1	20.5	28
Sample Method		Terra Core	Terra Core	Terra Core	Terra Core	Terra Core
Sample Date		08/19/2014	08/19/2014	08/25/2014	08/25/2014	08/25/2014
Comments						
Volatile Organic Compounds						
Acetone	NE	U (0.0181)	U (0.0182)	U (0.0172)	U (0.0166)	U (0.0153)
Bromomethane	NE	U (0.0045)	U (0.0046)	U (0.0043)	U (0.0042)	U (0.0038)
2-Butanone	NE	U (0.0091)	U (0.0091)	U (0.0086)	U (0.0083)	U (0.0076)
Chloroform	NE	U (0.0045)	U (0.0046)	U (0.0043)	U (0.0042)	U (0.0038)
cis-1,2-Dichloroethene	NE	U (0.0045)	0.004 J (0.0046)	U (0.0043)	U (0.0042)	U (0.0038)
Methylene Chloride	NE	U (0.0045)	U (0.0046)	U (0.0043)	U (0.0042)	U (0.0038)
Trichloroethene	0.129	U (0.0045)	0.0049 (0.0046)	U (0.0043)	U (0.0042)	U (0.0038)

Notes:

1 All concentrations are presented in mg/kg.

2 Only compounds with at least one detection are shown.

3 Concentrations that exceed the ALs for Fort Smith ADEQ RADD Issued Dec 2013 are double underlined.

Abbreviations:

U -- Not Detected
J -- Estimated Concentration
( ) -- Reporting Limit
RADD -- Remedial Action Decision Document
ADEQ -- Arkansas Department of Environmental Quality
NE -- Not Established

TABLE 1
SUMMARY OF SOIL SAMPLE ANALYTICAL RESULTS - BOUNDARY WELLS
Whirlpool Corporation - Fort Smith, Arkansas

Location	Remedial Action Levels per ADEQ RADD Issued Dec 2013	DP-58	DP-58	DP-59	DP-59	DP-60
ENVIRON Sample ID		DP-58-SL (1.0 FT) - 20140825	DP-58-SL (8.0 FT) - 20140825	DP-59-SL (1.0 FT) - 20140825	DP-59-SL (37.0 FT) - 20140825	DP-60-SL (1.0 FT) - 20140826
Lab Sample ID		60176579004	60176579005	60176579006	60176579007	60176658001
Collection Depth (ft bgs)		1	8	1	37	1
Sample Method		Terra Core	Terra Core	Terra Core	Terra Core	Terra Core
Sample Date		08/25/2014	08/25/2014	08/25/2014	08/25/2014	08/26/2014
Comments						
Volatile Organic Compounds						
Acetone	NE	0.0623 (0.0167)	U (0.0166)	0.0516 (0.019)	U (0.0175)	U (0.0178)
Bromomethane	NE	U (0.0042)	U (0.0042)	U (0.0047)	U (0.0044)	U (0.0045)
2-Butanone	NE	U (0.0083)	U (0.0083)	U (0.0095)	U (0.0088)	U (0.0089)
Chloroform	NE	U (0.0042)	U (0.0042)	U (0.0047)	U (0.0044)	U (0.0045)
cis-1,2-Dichloroethene	NE	U (0.0042)	U (0.0042)	U (0.0047)	U (0.0044)	U (0.0045)
Methylene Chloride	NE	U (0.0042)	U (0.0042)	U (0.0047)	U (0.0044)	U (0.0045)
Trichloroethene	0.129	U (0.0042)	U (0.0042)	U (0.0047)	U (0.0044)	U (0.0045)

Notes:

1 All concentrations are presented in mg/kg.

2 Only compounds with at least one detection are shown.

3 Concentrations that exceed the ALs for Fort Smith ADEQ RADD Issued Dec 2013 are double underlined.

Abbreviations:

U -- Not Detected
J -- Estimated Concentration
( ) -- Reporting Limit
RADD -- Remedial Action Decision Document
ADEQ -- Arkansas Department of Environmental Quality
NE -- Not Established

TABLE 1
SUMMARY OF SOIL SAMPLE ANALYTICAL RESULTS - BOUNDARY WELLS
Whirlpool Corporation - Fort Smith, Arkansas

Location	Remedial Action Levels per ADEQ RADD Issued Dec 2013	DP-60	DP-60	DP-61	DP-61	DP-61
ENVIRON Sample ID		DP-60-SL (11.0 FT) - 20140826	DP-60-SL (26.0 FT) - 20140826	DP-61-SL (1.0 FT) - 20140826	DP-61-SL (4.0 FT) - 20140826	DP-61-SL (23.0 FT) - 20140826
Lab Sample ID		60176658002	60176658003	60176658004	60176658005	60176658006
Collection Depth (ft bgs)		11	26	1	4	23
Sample Method		Terra Core	Terra Core	Terra Core	Terra Core	Terra Core
Sample Date		08/26/2014	08/26/2014	08/26/2014	08/26/2014	08/26/2014
Comments						
Volatile Organic Compounds						
Acetone	NE	U (0.0174)	U (0.0172)	U (0.0171)	U (0.0183)	U (0.0166)
Bromomethane	NE	U (0.0044)	U (0.0043)	U (0.0043)	U (0.0046)	U (0.0041)
2-Butanone	NE	U (0.0087)	U (0.0086)	U (0.0086)	U (0.0091)	U (0.0083)
Chloroform	NE	U (0.0044)	U (0.0043)	U (0.0043)	U (0.0046)	U (0.0041)
cis-1,2-Dichloroethene	NE	U (0.0044)	U (0.0043)	U (0.0043)	U (0.0046)	U (0.0041)
Methylene Chloride	NE	U (0.0044)	U (0.0043)	U (0.0043)	U (0.0046)	U (0.0041)
Trichloroethene	0.129	U (0.0044)	U (0.0043)	U (0.0043)	U (0.0046)	U (0.0041)

Notes:

1 All concentrations are presented in mg/kg.

2 Only compounds with at least one detection are shown.

3 Concentrations that exceed the ALs for Fort Smith ADEQ RADD Issued Dec 2013 are double underlined.

Abbreviations:

U -- Not Detected
J -- Estimated Concentration
( ) -- Reporting Limit
RADD -- Remedial Action Decision Document
ADEQ -- Arkansas Department of Environmental Quality
NE -- Not Established

TABLE 1
SUMMARY OF SOIL SAMPLE ANALYTICAL RESULTS - BOUNDARY WELLS
Whirlpool Corporation - Fort Smith, Arkansas

Location	Remedial Action Levels per ADEQ RADD Issued Dec 2013	DP-62	DP-62
ENVIRON Sample ID		DP-62-SL (1.0 FT) - 20140826	DP-62-SL (24.5 FT) - 20140826
Lab Sample ID		60176658007	60176658008
Collection Depth (ft bgs)		1	24.5
Sample Method		Terra Core	Terra Core
Sample Date		08/26/2014	08/26/2014
Comments			
Volatile Organic Compounds			
Acetone	NE	U (0.0192)	U (0.0167)
Bromomethane	NE	U (0.0048)	U (0.0042)
2-Butanone	NE	U (0.0096)	U (0.0084)
Chloroform	NE	U (0.0048)	U (0.0042)
cis-1,2-Dichloroethene	NE	U (0.0048)	U (0.0042)
Methylene Chloride	NE	U (0.0048)	U (0.0042)
Trichloroethene	0.129	U (0.0048)	U (0.0042)

Notes:

1 All concentrations are presented in mg/kg.

2 Only compounds with at least one detection are shown.

3 Concentrations that exceed the ALs for Fort Smith ADEQ RADD Issued Dec 2013 are double underlined.

Abbreviations:

U -- Not Detected
J -- Estimated Concentration
( ) -- Reporting Limit
RADD -- Remedial Action Decision Document
ADEQ -- Arkansas Department of Environmental Quality
NE -- Not Established

TABLE 2
SUMMARY OF GROUNDWATER SAMPLE ANALYTICAL RESULTS - BOUNDARY WELLS
Whirlpool Corporation - Fort Smith, Arkansas

Location	Remedial Action Levels per ADEQ RADD Issued Dec 2013	DP-38	DP-39	DP-40	DP-41	DP-42	DP-43
ENVIRON Sample ID		DP-38-082014	DP-39 - 082014	DP-40 - 082014	DP-41 - 082014	DP-42 - 082014	DP-43 - 082014
Lab Sample ID		60175124001	60175236001	60175526002	60175526001	60175526003	60175526004
Sample Method		Low Flow	Low Flow	Low Flow	Low Flow	Low Flow	Low Flow
Sample Date		08/05/2014	08/06/2014	08/11/2014	08/11/2014	08/11/2014	08/11/2014
Comments							
Volatile Organic Compounds							
Acetone	12000	U (10)	U (10)	7.5 J (10)	5.9 J (10)	6.4 J (10)	6.9 J (10)
2-Butanone	4900	U (10)	U (10)	U (10)	U (10)	U (10)	U (10)
cis-1,2-Dichloroethene	70	2.9 J (5)	0.78 J (5)	0.55 J (5)	U (5)	U (5)	U (5)
Methylene Chloride	5.0	U (5)	U (5)	U (5)	U (5)	U (5)	U (5)
Trichloroethene	5.0	1.5 J (5)	18.1 (5)	3.2 J (5)	U (5)	6.4 (5)	U (5)

Notes:

1 All concentrations are presented in ug/L.
2 Only compounds with at least one detection are shown.
3 Concentrations that exceed the ALs for Fort Smith ADEQ RADD Issued Dec 2013 are double underlined.

Abbreviations:

U -- Not Detected
J -- Estimated Concentration
( ) -- Reporting Limit

RADD -- Remedial Action Decision Document
ADEQ -- Arkansas Department of Environmental Quality
ug/L -- micrograms per Liter

TABLE 2
SUMMARY OF GROUNDWATER SAMPLE ANALYTICAL RESULTS - BOUNDARY WELLS
Whirlpool Corporation - Fort Smith, Arkansas

Location ENVIRON Sample ID Lab Sample ID Sample Method Sample Date Comments	Remedial Action Levels per ADEQ RADD Issued Dec 2013	DP-44 DP-44 - 082014 60175526005 Low Flow 08/11/2014	DP-45 DP-45 - 082014 60175526006 Low Flow 08/11/2014	DP-46 DP-46-082014 60175765001 Low Flow 08/13/2014	DP-47 DP-47-082014 60175765002 Low Flow 08/13/2014	DP-48 DP-48-082014 60175935001 Low Flow 08/15/2014	DP-49 DP-49-GW-20140817 60176049001 Low Flow 08/17/2014
Volatile Organic Compounds							
Acetone	12000	U (50)	U (10)	U (10)	10.8 (10)	9.2 J (10)	U (10)
2-Butanone	4900	U (50)	U (10)	U (10)	U (10)	U (10)	16.4 (10)
cis-1,2-Dichloroethene	70	U (25)	1.3 J (5)	U (5)	U (5)	U (5)	U (5)
Methylene Chloride	5.0	3.4 (25)	U (5)	U (5)	U (5)	U (5)	U (5)
Trichloroethene	5.0	U (25)	6.8 (5)	U (5)	U (5)	U (5)	U (5)

Notes:

1 All concentrations are presented in ug/L.
2 Only compounds with at least one detection are shown.
3 Concentrations that exceed the ALs for Fort Smith ADEQ RADD Issued Dec 2013 are double underlined.

Abbreviations:

U -- Not Detected
J -- Estimated Concentration
( ) -- Reporting Limit

RADD -- Remedial Action Decision Document
ADEQ -- Arkansas Department of Environmental Quality
ug/L -- micrograms per Liter

TABLE 2
SUMMARY OF GROUNDWATER SAMPLE ANALYTICAL RESULTS - BOUNDARY WELLS
Whirlpool Corporation - Fort Smith, Arkansas

Location ENVIRON Sample ID Lab Sample ID Sample Method Sample Date Comments	Remedial Action Levels per ADEQ RADD Issued Dec 2013	DP-50 DP-50-082014 60175935002 Low Flow 08/15/2014	DP-51 DP-51-GW-082014 60176267001 Low Flow 08/20/2014	DP-52 DP-52-GW-082014 60176125001 Low Flow 08/19/2014	DP-53 DP-53-GW-082014 60176267002 Low Flow 08/20/2014	DP-57 DP-57-GW-20140825 60176580001 Low Flow 08/25/2014
Volatile Organic Compounds						
Acetone	12000	22 (10)	U (10)	16.5 (10)	U (10)	U (10)
2-Butanone	4900	6.3 J (10)	U (10)	U (10)	U (10)	U (10)
cis-1,2-Dichloroethene	70	U (5)	U (5)	U (5)	U (5)	U (5)
Methylene Chloride	5.0	U (5)	U (5)	U (5)	U (5)	U (5)
Trichloroethene	5.0	U (5)	U (5)	U (5)	U (5)	U (5)

Notes:

1 All concentrations are presented in ug/L.
2 Only compounds with at least one detection are shown.
3 Concentrations that exceed the ALs for Fort Smith ADEQ RADD Issued Dec 2013 are double underlined.

Abbreviations:

U -- Not Detected
J -- Estimated Concentration
( ) -- Reporting Limit

RADD -- Remedial Action Decision Document
ADEQ -- Arkansas Department of Environmental Quality
ug/L -- micrograms per Liter

TABLE 2
SUMMARY OF GROUNDWATER SAMPLE ANALYTICAL RESULTS - BOUNDARY WELLS
Whirlpool Corporation - Fort Smith, Arkansas

Location ENVIRON Sample ID Lab Sample ID Sample Method Sample Date Comments	Remedial Action Levels per ADEQ RADD Issued Dec 2013	DP-58 DP-58-GW-082014 60176665001 Low Flow 08/26/2014	DP-59 DP-59-GW-082014 60176665002 Low Flow 08/26/2014	DP-60 DP-60-GW-082014 60176665003 Low Flow 08/26/2014	DP-61 DP-61-GW-082014 60176665004 Low Flow 08/26/2014	DP-62 DP-62-GW-082014 60176774001 Low Flow 08/27/2014
Volatile Organic Compounds						
Acetone	12000	38.3 (10)	U (10)	U (10)	U (10)	U (10)
2-Butanone	4900	9.1 J (10)	U (10)	U (10)	U (10)	U (10)
cis-1,2-Dichloroethene	70	U (5)	U (5)	U (5)	U (5)	U (5)
Methylene Chloride	5.0	U (5)	U (5)	U (5)	U (5)	U (5)
Trichloroethene	5.0	U (5)	U (5)	U (5)	U (5)	U (5)

Notes:

1 All concentrations are presented in ug/L.
2 Only compounds with at least one detection are shown.
3 Concentrations that exceed the ALs for Fort Smith ADEQ RADD Issued Dec 2013 are double underlined.

Abbreviations:

U -- Not Detected
J -- Estimated Concentration
( ) -- Reporting Limit

RADD -- Remedial Action Decision Document
ADEQ -- Arkansas Department of Environmental Quality
ug/L -- micrograms per Liter

TABLE 3
SUMMARY OF FIELD ANALYTICAL RESULTS
Whirlpool Corporation - Fort Smith, Arkansas

Location	Remedial Action	M-308	M-74	M-312	M-313	M-314	M-317	M-318	M-326A	M-327	M-328	M-331
ENVIRON Sample ID		DP-38-082014	DP-39-082014	DP-40-082014	DP-41-082014	DP-42-082014	DP-45-082014	DP-46-082014	DP-48-082014	DP-49-082014	DP-50-082014	DP-51-GW-082014
Sample Method	Levels per ADEQ	MIP	MIP	MIP	MIP	MIP	MIP	MIP	MIP	MIP	MIP	MIP
Sample Date	RADD Issued 2014	8/5/2014	8/6/2014	8/11/2014	8/11/2014	8/11/2014	8/11/2014	8/13/2014	8/15/2014	8/17/2014	8/15/2014	8/20/2014
Comments												
Volatile Organic Compounds												
Vinyl Chloride	2.0	U (1.0)	U (1.0)	U (1.0)	U (1.0)	U (1.0)	U (1.0)	U (1.0)	U (1.0)	U (1.0)	U (1.0)	U (1.0)
trans-1,2-Dichloroethylene	100	U (1.0)	U (1.0)	U (1.0)	U (1.0)	U (1.0)	U (1.0)	U (1.0)	U (1.0)	U (1.0)	U (1.0)	U (1.0)
cis-1,2-Dichloroethylene	70	0.6 J (1.0)	U (1.0)	U (1.0)	U (1.0)	U (1.0)	1.7 (1.0)	U (1.0)	U (1.0)	U (1.0)	U (1.0)	U (1.0)
Trichloroethylene	5.0	1.6 (1.0)	12.3 (1.0)	2.0 (1.0)	U (1.0)	7.9 (1.0)	6.0 (1.0)	U (1.0)	U (1.0)	U (1.0)	U (1.0)	U (1.0)

Notes:

1 All concentrations are presented in ug/L.

2 Results that exceed the RALs for Fort Smith ADEQ RADD issued Dec 2013 are double underlined.

3 Aromatic and Halogenated Volatiles by USEPA Method SW-846 8021B by Photoionization and/or Electrolytic Conductivity

Abbreviations:

J -- Estimated. The associated numerical value is an estimated quantity. The analyte was detected but the reported value may not be accurate or precise.

U -- Not Detected
( ) -- Reporting Limit
RADD -- Remedial Action Decision Document
ADEQ -- Arkansas Department of Environmental Quality
ug/L -- micrograms per Liter
MIP -- Membrane Interface Probe

ENVIRON

TABLE 3
SUMMARY OF FIELD ANALYTICAL RESULTS
Whirlpool Corporation - Fort Smith, Arkansas

Location		M-332	M-333	M-334	M-334	M-301	M-309	M-320	M-321	M-323	M-325	M-329
ENVIRON Sample ID	Remedial Action	DP-52-082014	DP-53-GW-082014	M334	M334A	MIP-301-082014	MIP-309-082014	MIP-320-082014	MIP-321-082014	MIP-323-082014	MIP-325 50x	MIP-329 20x
Sample Method	Levels per ADEQ	MIP	MIP	MIP	MIP	MIP	MIP	MIP	MIP	MIP	MIP	MIP
Sample Date	RADD Issued 2014	8/19/2014	8/20/2014	8/19/2014	8/20/2014	8/13/2014	8/6/2014	8/12/2014	8/13/2014	8/13/2014	8/14/2014	8/15/2014
Comments												
Volatile Organic Compounds												
Vinyl Chloride	2.0	U (1.0)	U (1.0)	U (1.0)	U (1.0)	U (1.0)	U (1.0)	U (1.0)	U (1.0)	U (1.0)	U (50.0)	U (20)
trans-1,2-Dichloroethylene	100	U (1.0)	U (1.0)	U (1.0)	U (1.0)	U (1.0)	U (1.0)	U (1.0)	U (1.0)	U (1.0)	U (50.0)	U (20)
cis-1,2-Dichloroethylene	70	U (1.0)	U (1.0)	U (1.0)	U (1.0)	U (1.0)	U (1.0)	2.2 (1.0)	0.9 J (1.0)	U (1.0)	28 J (50.0)	7.4 J (20)
Trichloroethylene	5.0	U (1.0)	U (1.0)	U (1.0)	U (1.0)	U (1.0)	U (1.0)	3.9 (1.0)	3.8 (1.0)	U (1.0)	1390 (50)	368 (20)

Notes:

1 All concentrations are presented in ug/L.

2 Results that exceed the RALs for Fort Smith ADEQ RADD issued Dec 2013 are double underlined.

3 Aromatic and Halogenated Volatiles by USEPA Method SW-846 8021B by Photoionization and/or Electrolytic Conductivity

Abbreviations:

J -- Estimated. The associated numerical value is an estimated quantity. The analyte was detected but the reported value may not be accurate or precise.

U -- Not Detected
( ) -- Reporting Limit
RADD -- Remedial Action Decision Document
ADEQ -- Arkansas Department of Environmental Quality
ug/L -- micrograms per Liter
MIP -- Membrane Interface Probe

ENVIRON

Figures

FILE: D:\GIS\PROJECT\WHIRLPOOL\DOCs\20140801_LLM\HPT\Figure 1 - MIP and DP Locations Completed in August 2014 DRAFT 20141020.mxd

ENVIRON

Boundary Investigation Report

Whirlpool Facility - Fort Smith, Arkansas

Figure 1

DRAFTED BY: KTS | DATE: 10/20/2014 | PROJECT: 3434446A

Appendix A
MIP Screening Logs

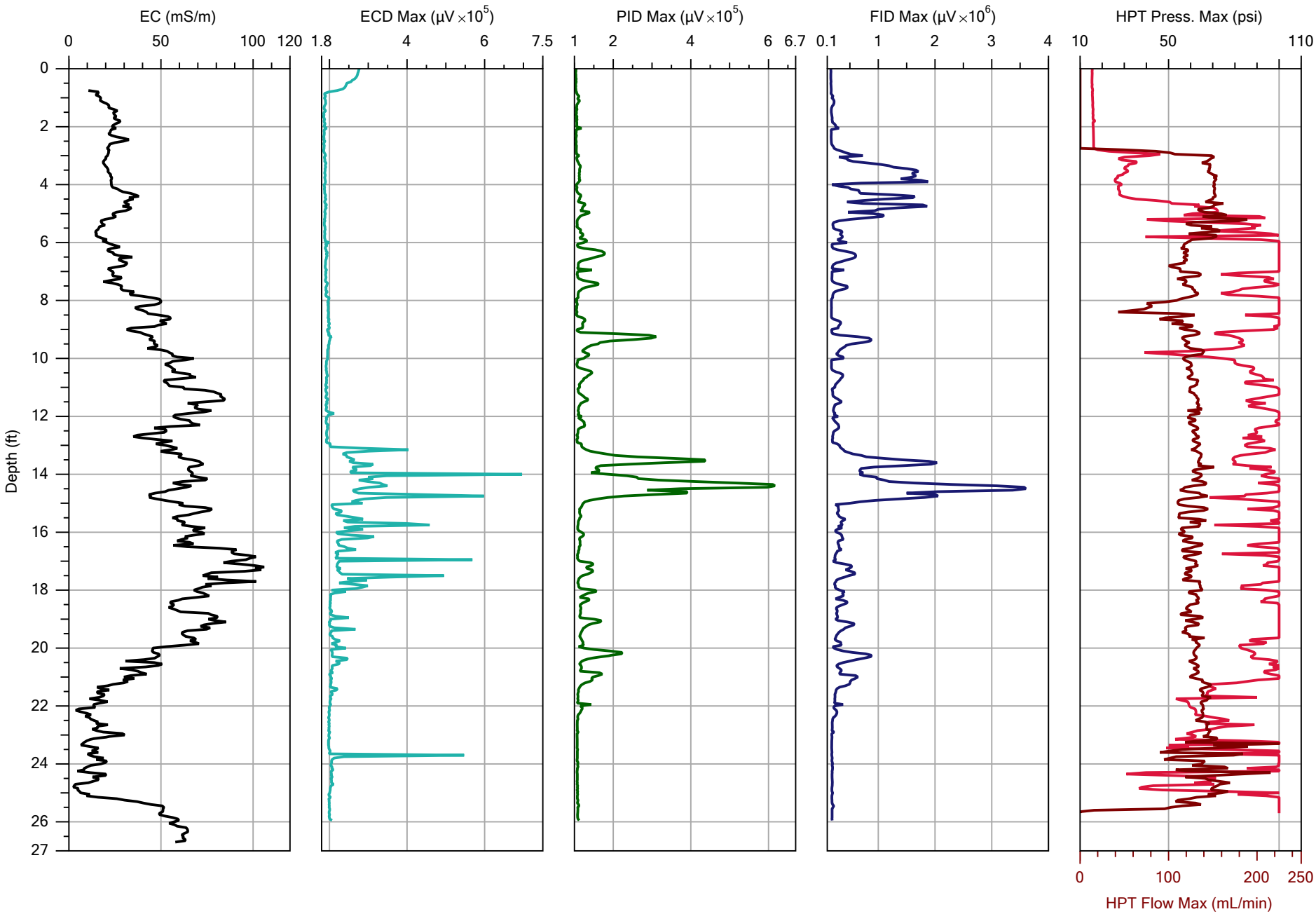

		File: M300.MHP
Company: Columbia Technologies	Operator: DJM	Date: 8/4/2014
Project ID: Fort Smith	Client: Environ	Location:

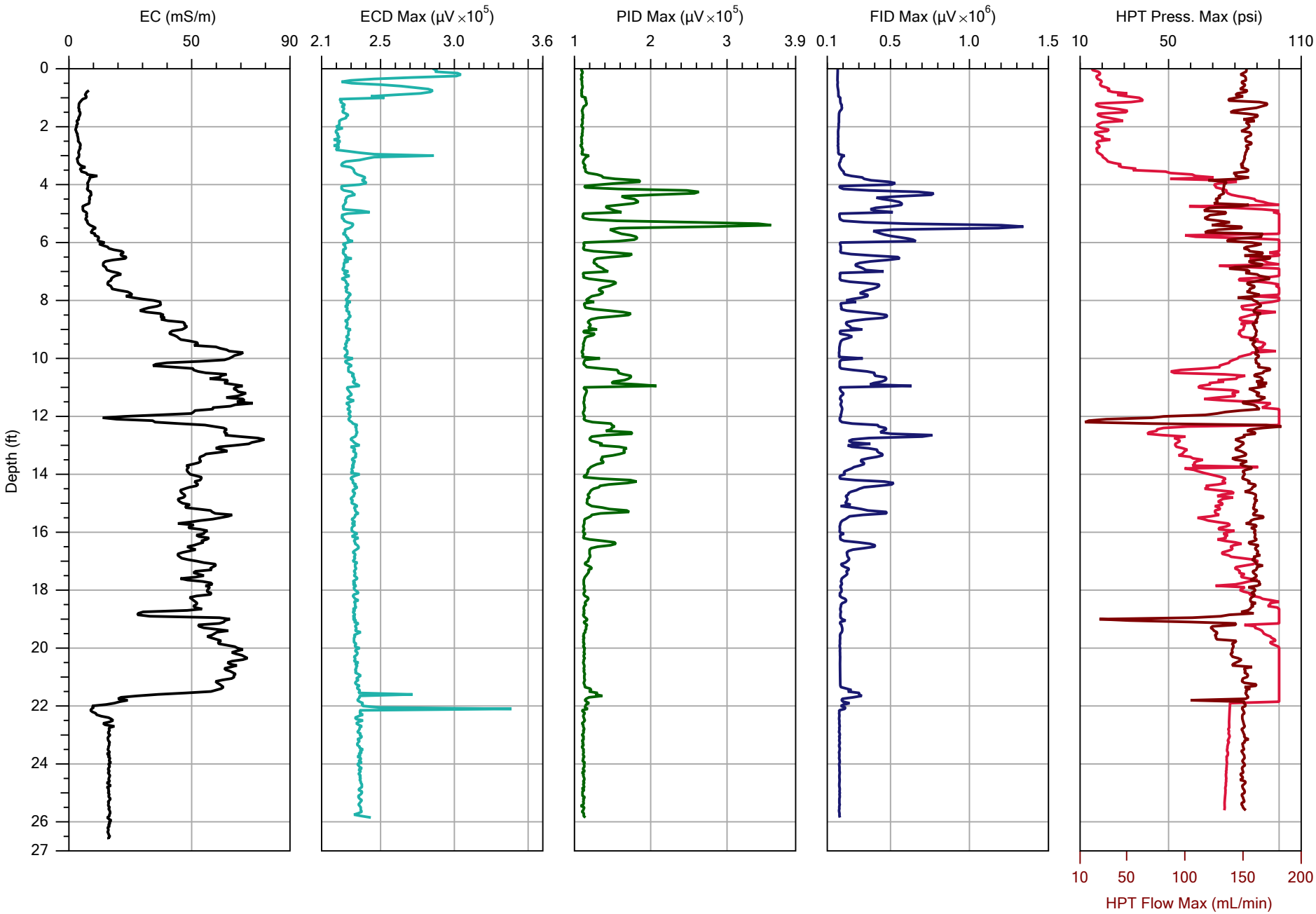

		File: M301.MHP
Company: Columbia Technologies	Operator: DJM	Date: 8/4/2014
Project ID: Fort Smith	Client: Environ	Location:

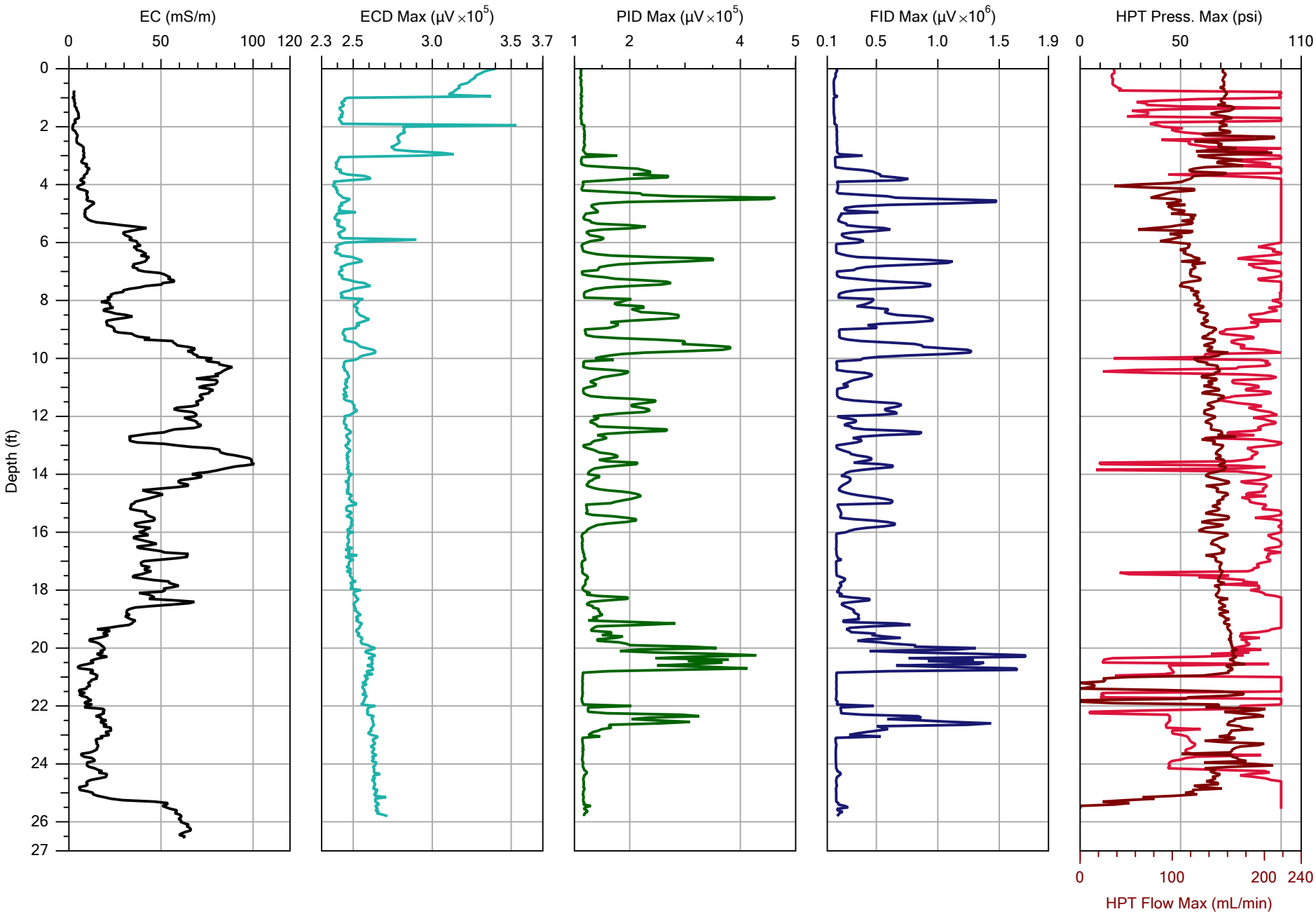

		File: M302.MHP
Company: Columbia Technologies	Operator: DJM	Date: 8/4/2014
Project ID: Fort Smith	Client: Environ	Location:

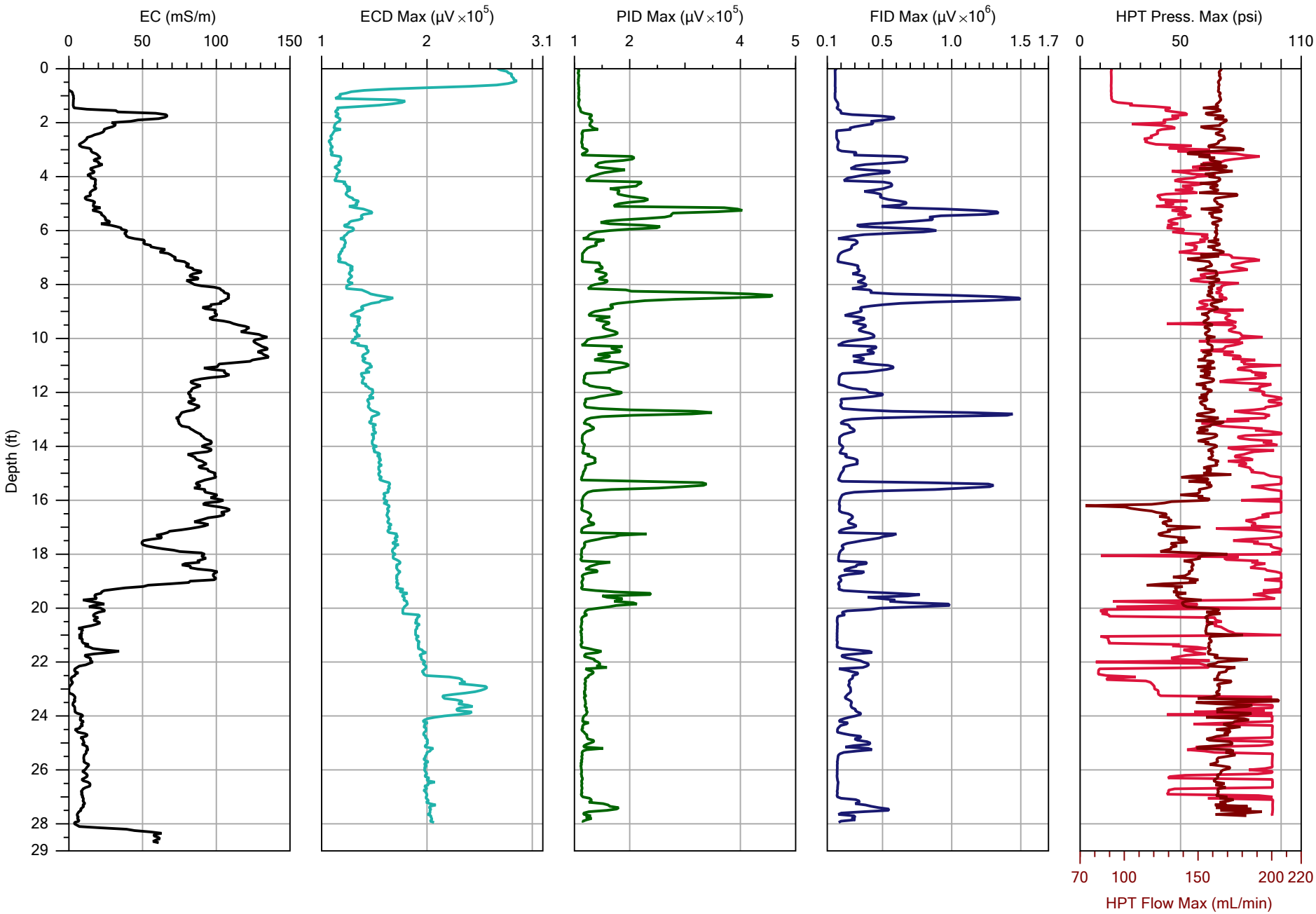

Direct Image By Geoprobe Systems

		File: M303.MHP
Company: Columbia Technologies	Operator: DJM	Date: 8/4/2014
Project ID: Fort Smith	Client: Environ	Location:

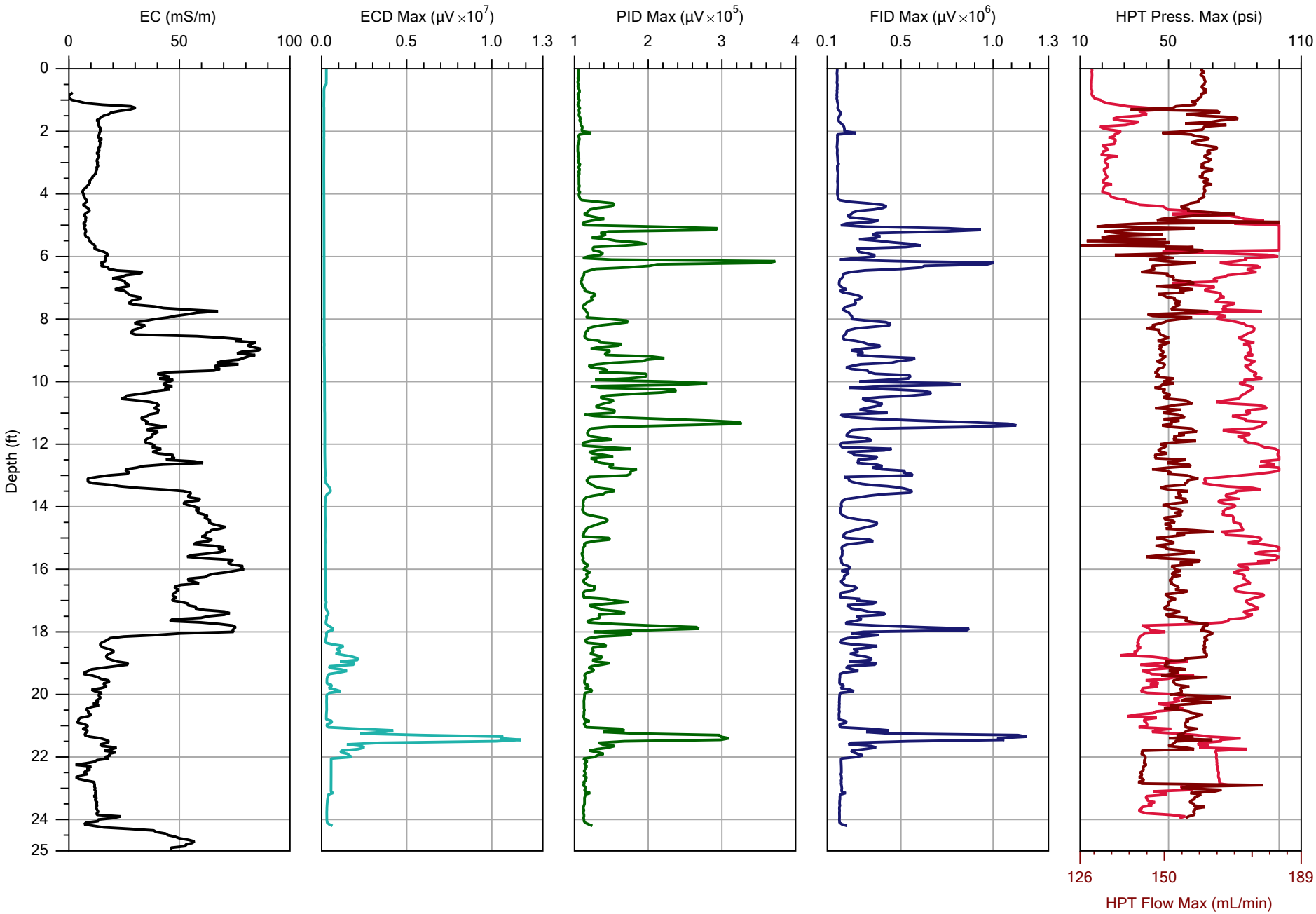

Direct Image By Geoprobe Systems

		File: M304.MHP
Company: Columbia Technologies	Operator: DJM	Date: 8/4/2014
Project ID: Fort Smith	Client: Environ	Location:

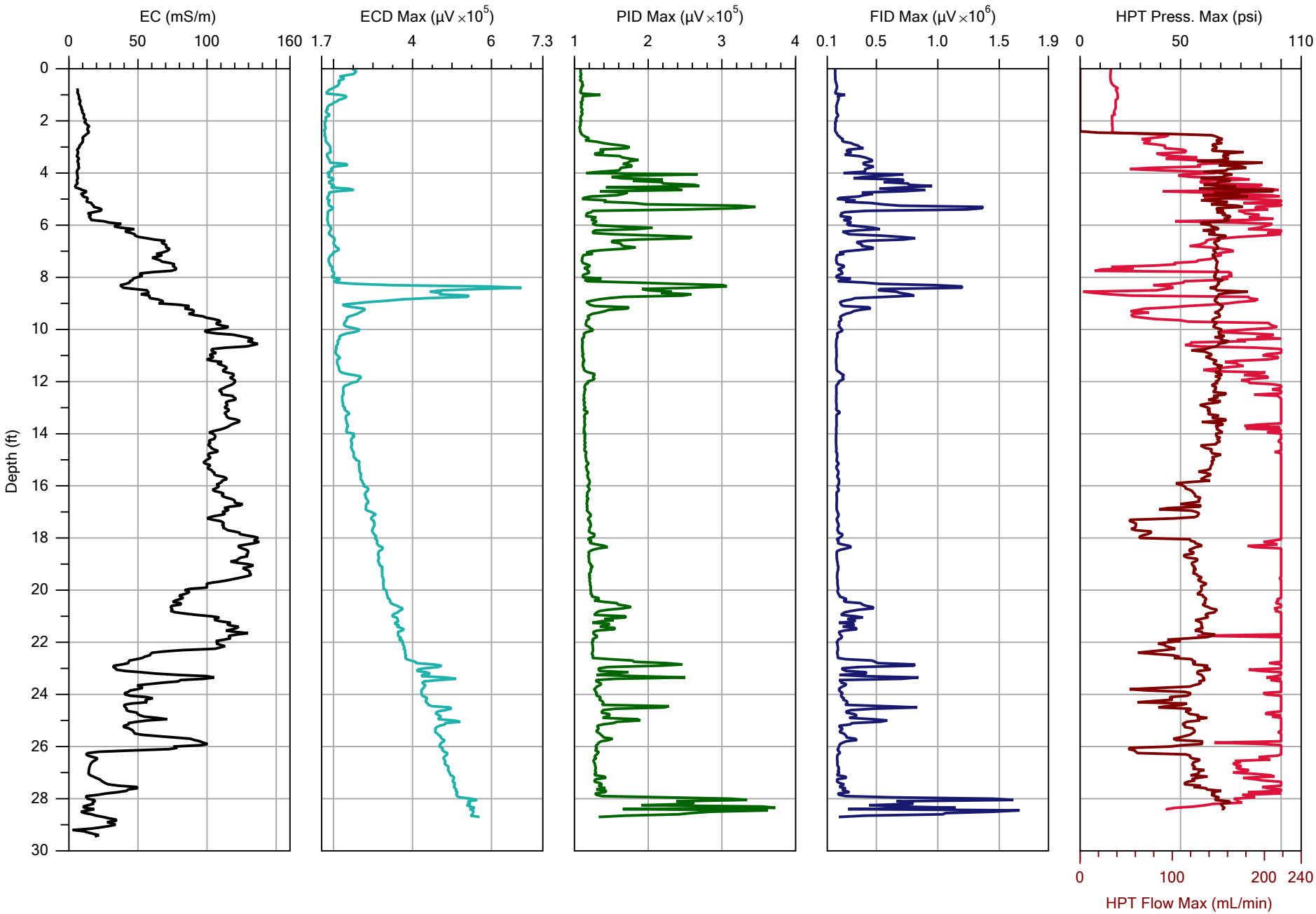

		File: M305.MHP
Company: Columbia Technologies	Operator: DJM	Date: 8/5/2014
Project ID: Fort Smith	Client: Environ	Location:

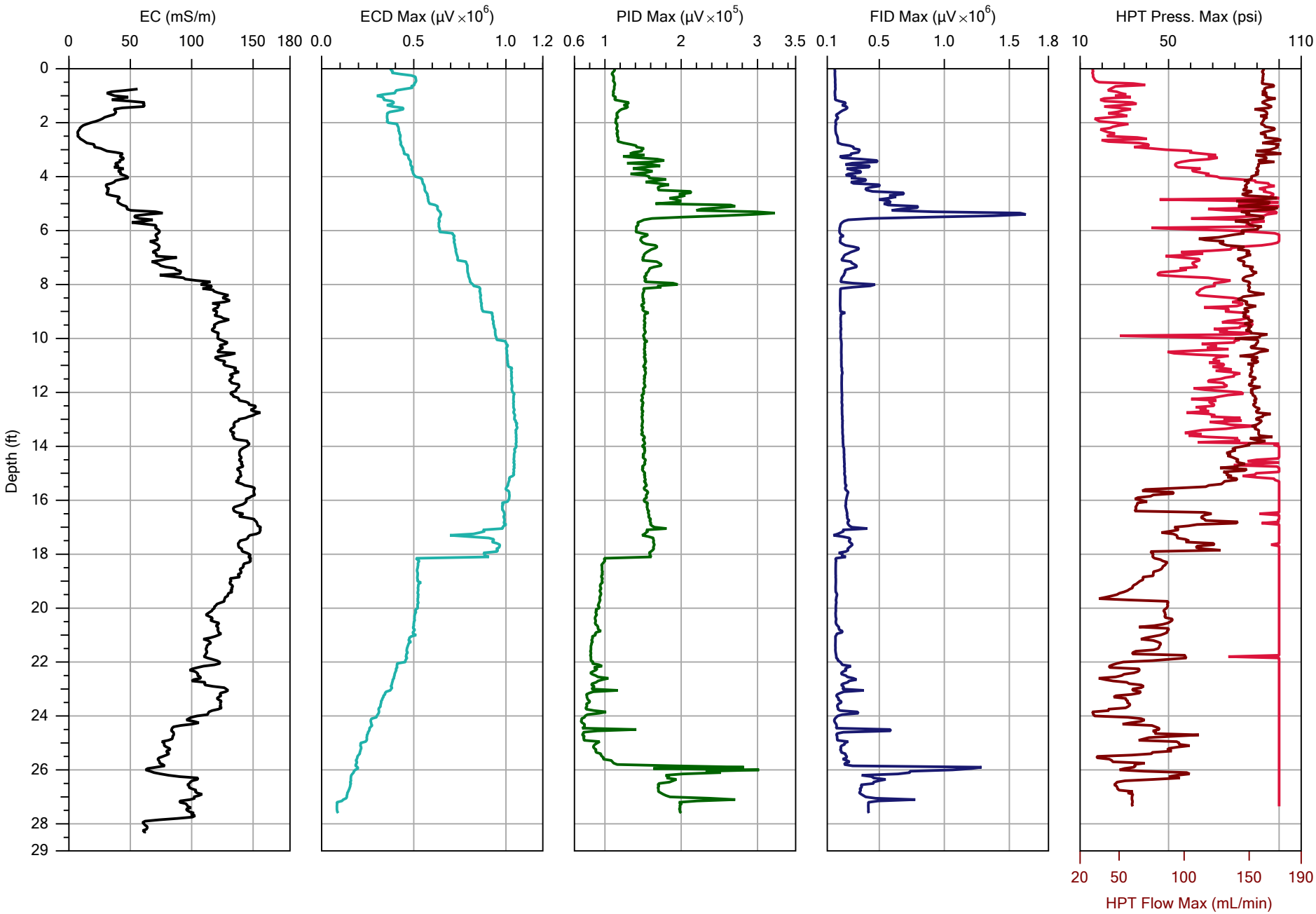

		File: M306.MHP
Company: Columbia Technologies	Operator: DJM	Date: 8/5/2014
Project ID: Fort Smith	Client: Environ	Location:

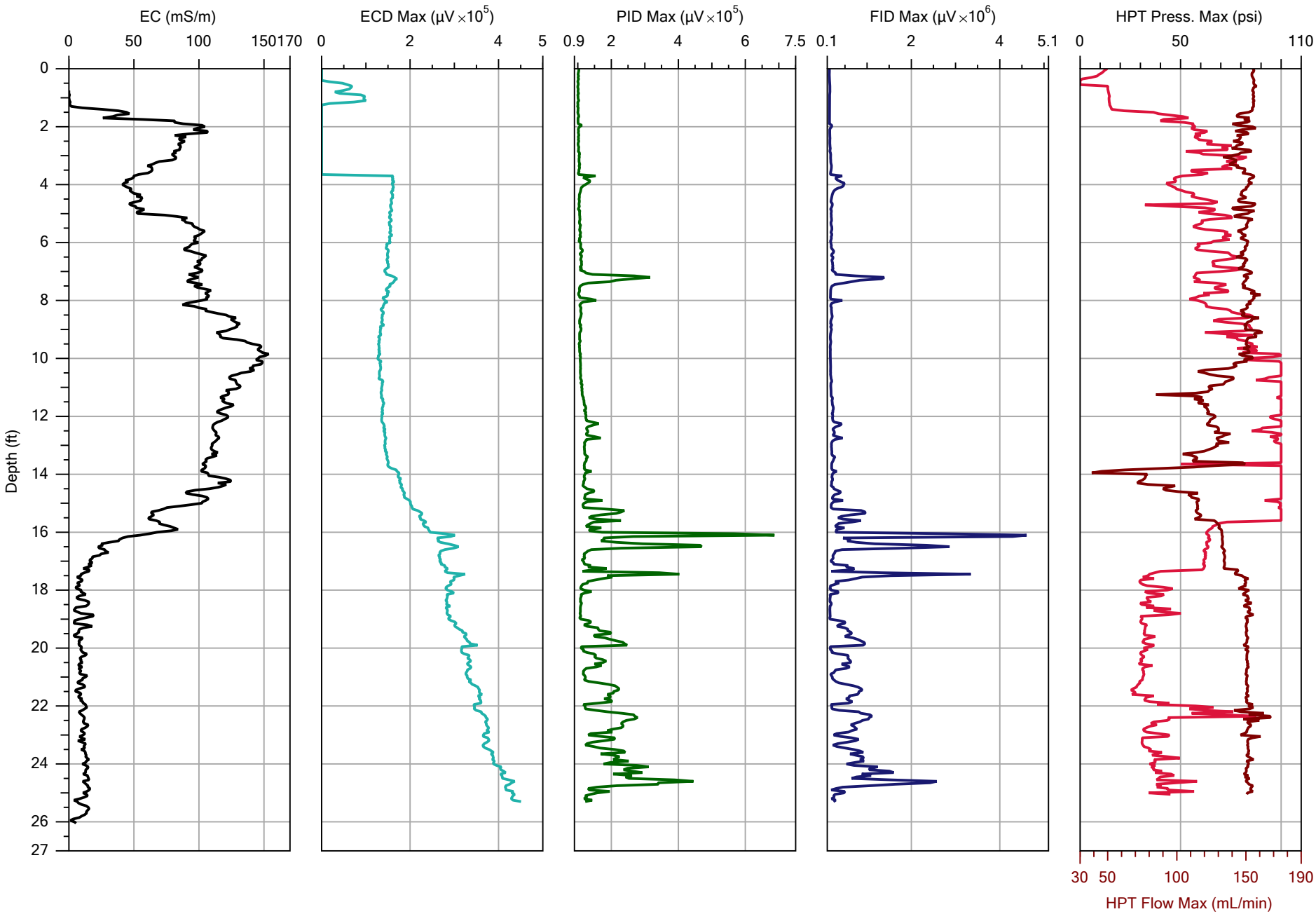

Direct Image By Geoprobe Systems

		File: M307.MHP
Company: Columbia Technologies	Operator: DJM	Date: 8/5/2014
Project ID: Fort Smith	Client: Environ	Location:

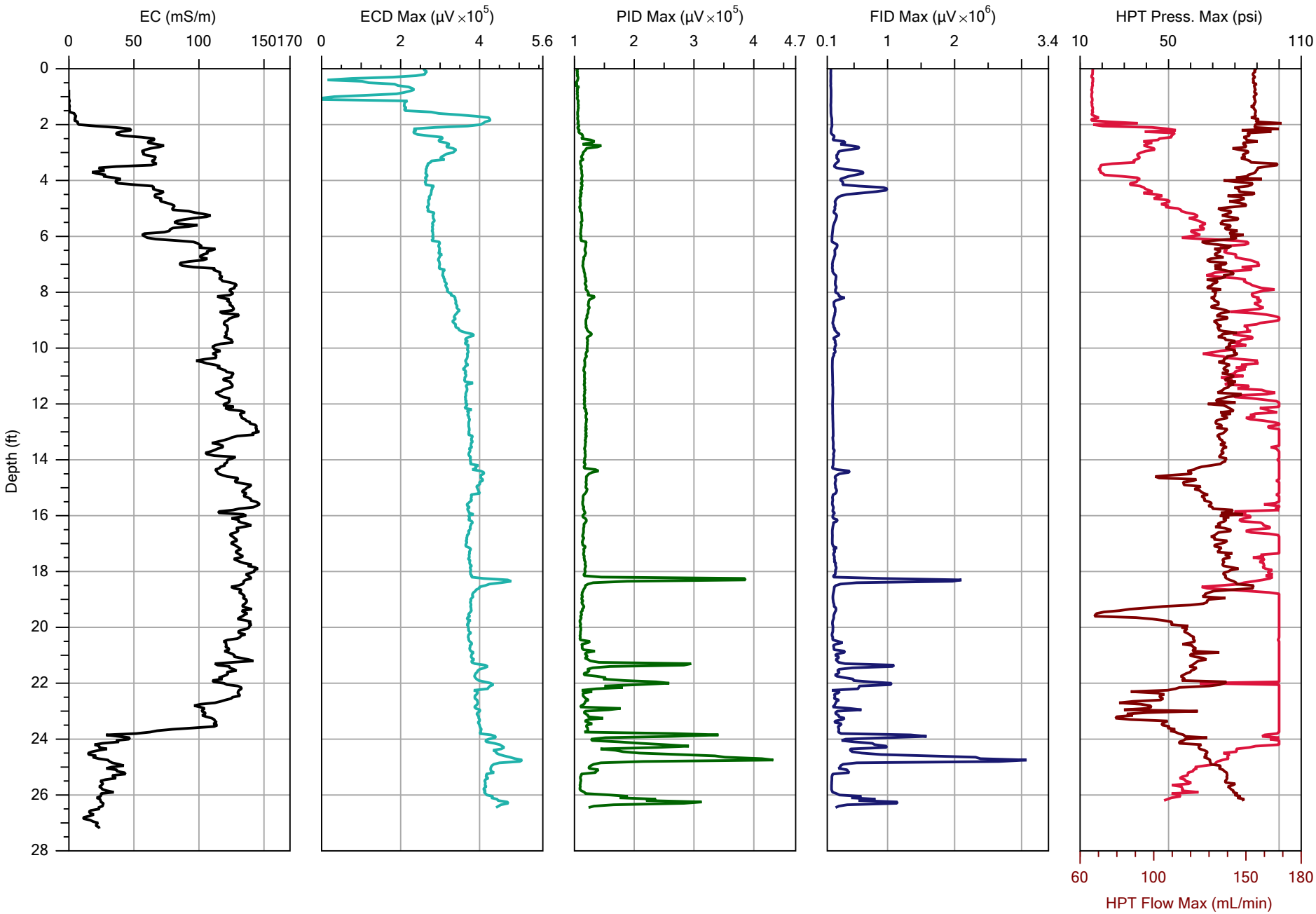

Direct Image By Geoprobe Systems

		File: M308.MHP
Company: Columbia Technologies	Operator: DJM	Date: 8/5/2014
Project ID: Fort Smith	Client: Environ	Location:

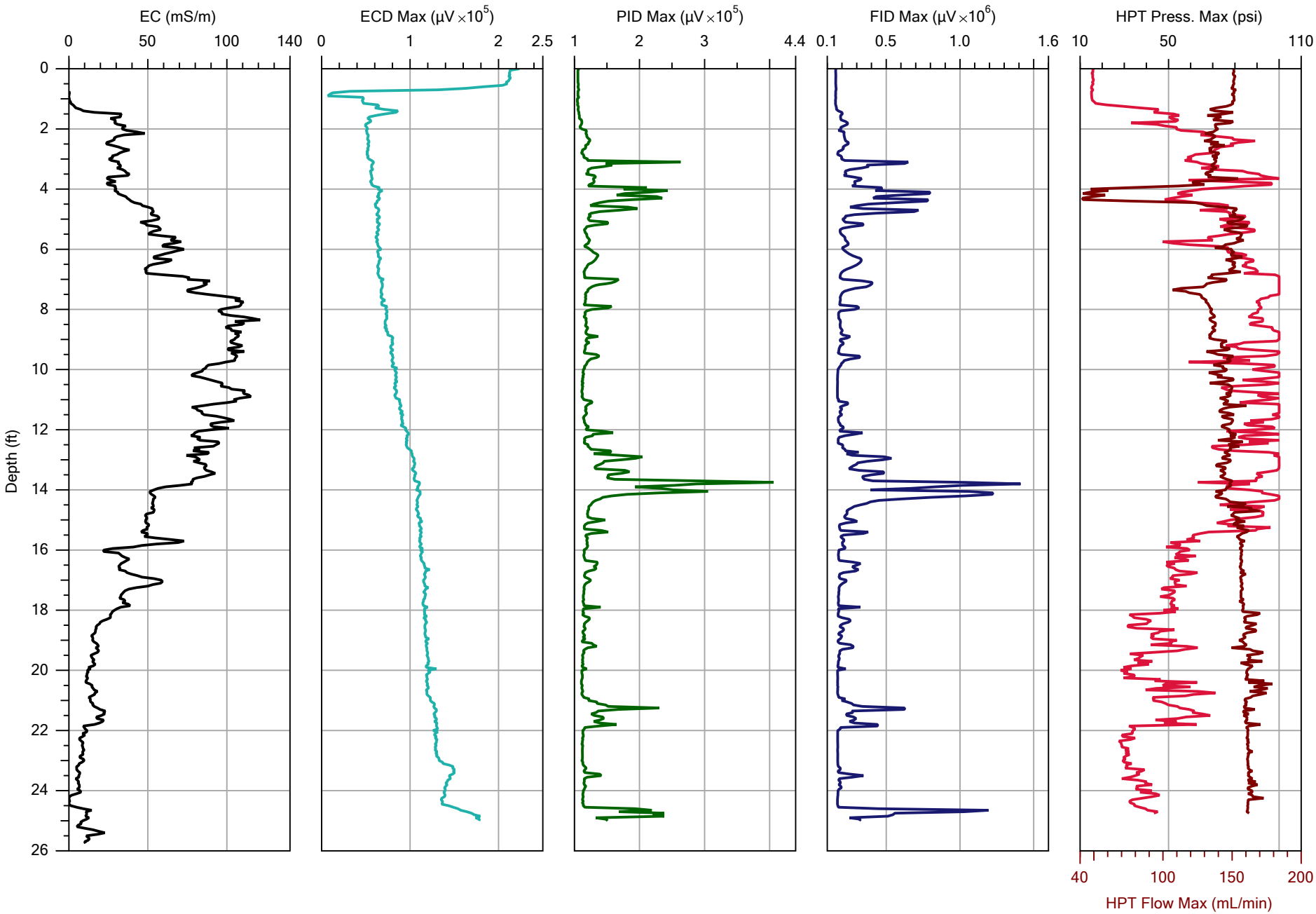

		File: M309.MHP
Company: Columbia Technologies	Operator: DJM	Date: 8/6/2014
Project ID: Fort Smith	Client: Environ	Location:

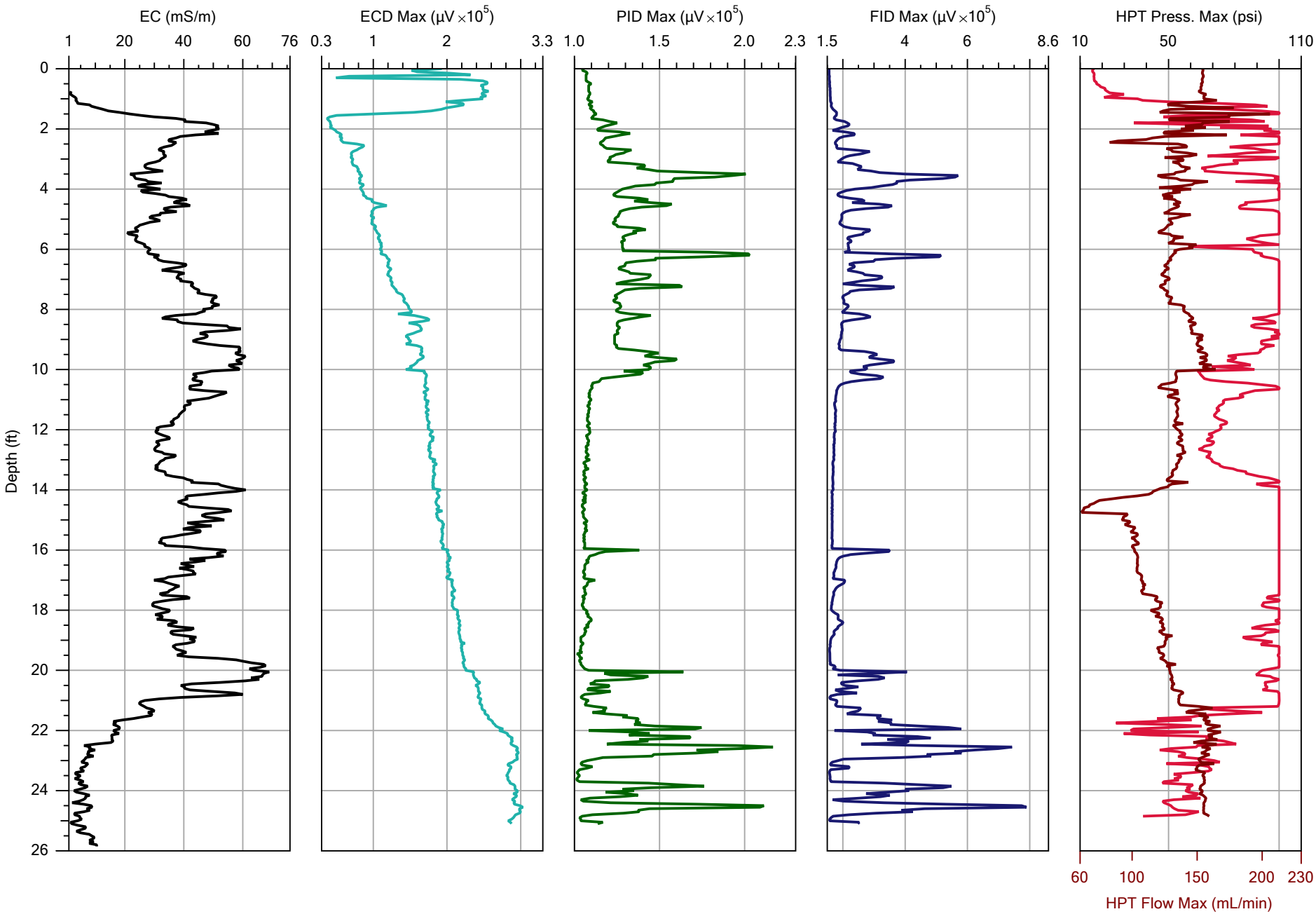

Direct Image By Geoprobe Systems

		File: M310.MHP
Company: Columbia Technologies	Operator: DJM	Date: 8/6/2014
Project ID: Fort Smith	Client: Environ	Location:

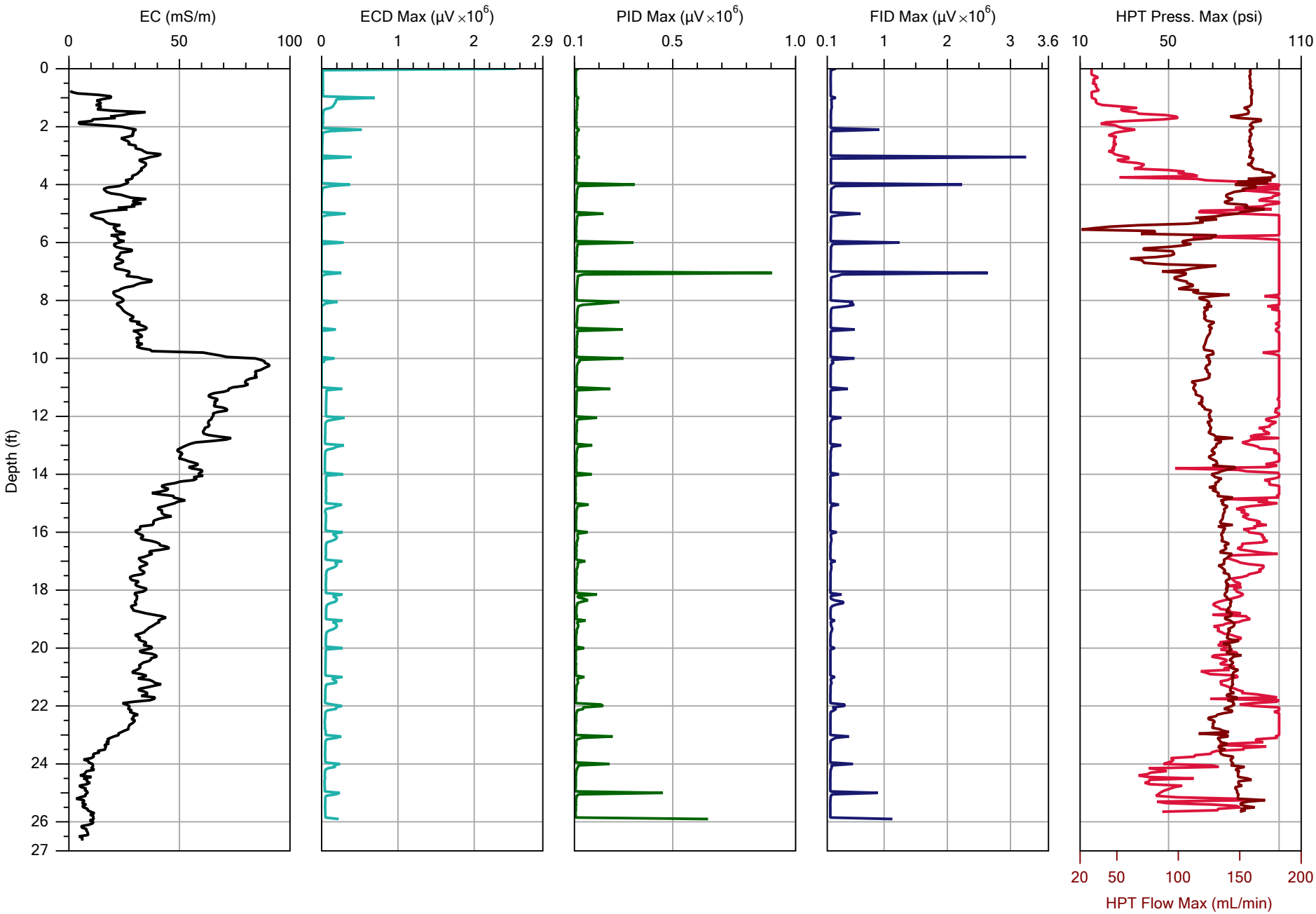

Direct Image By Geoprobe Systems

		File: M311.MHP
Company: Columbia Technologies	Operator: DJM	Date: 8/6/2014
Project ID: Fort Smith	Client: Environ	Location:

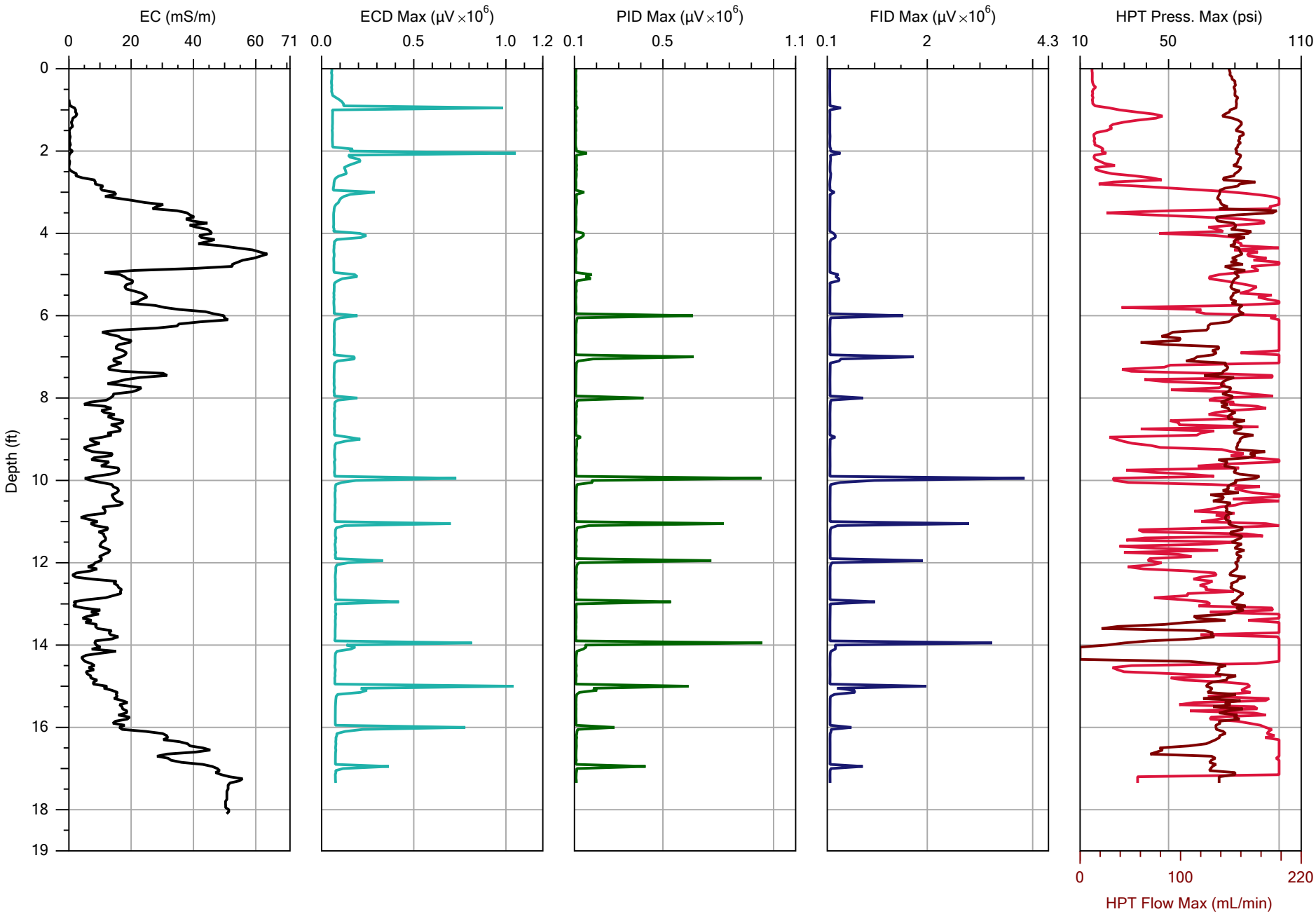

		File: M312.MHP
Company: Columbia Technologies	Operator: DJM	Date: 8/7/2014
Project ID: Fort Smith	Client: Environ	Location:

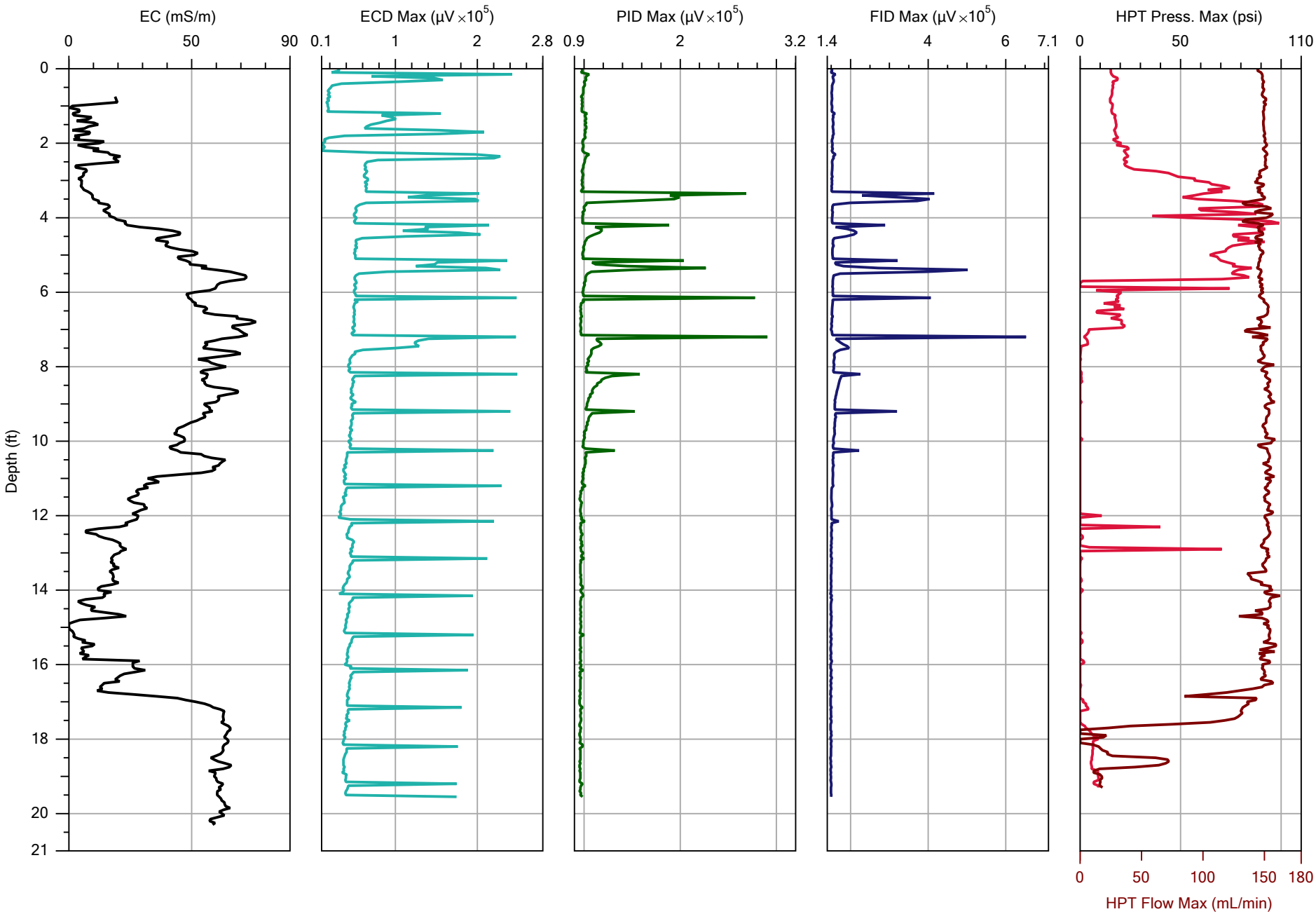

		File: M313.MHP
Company: Columbia Technologies	Operator: DJM	Date: 8/7/2014
Project ID: Fort Smith	Client: Environ	Location:

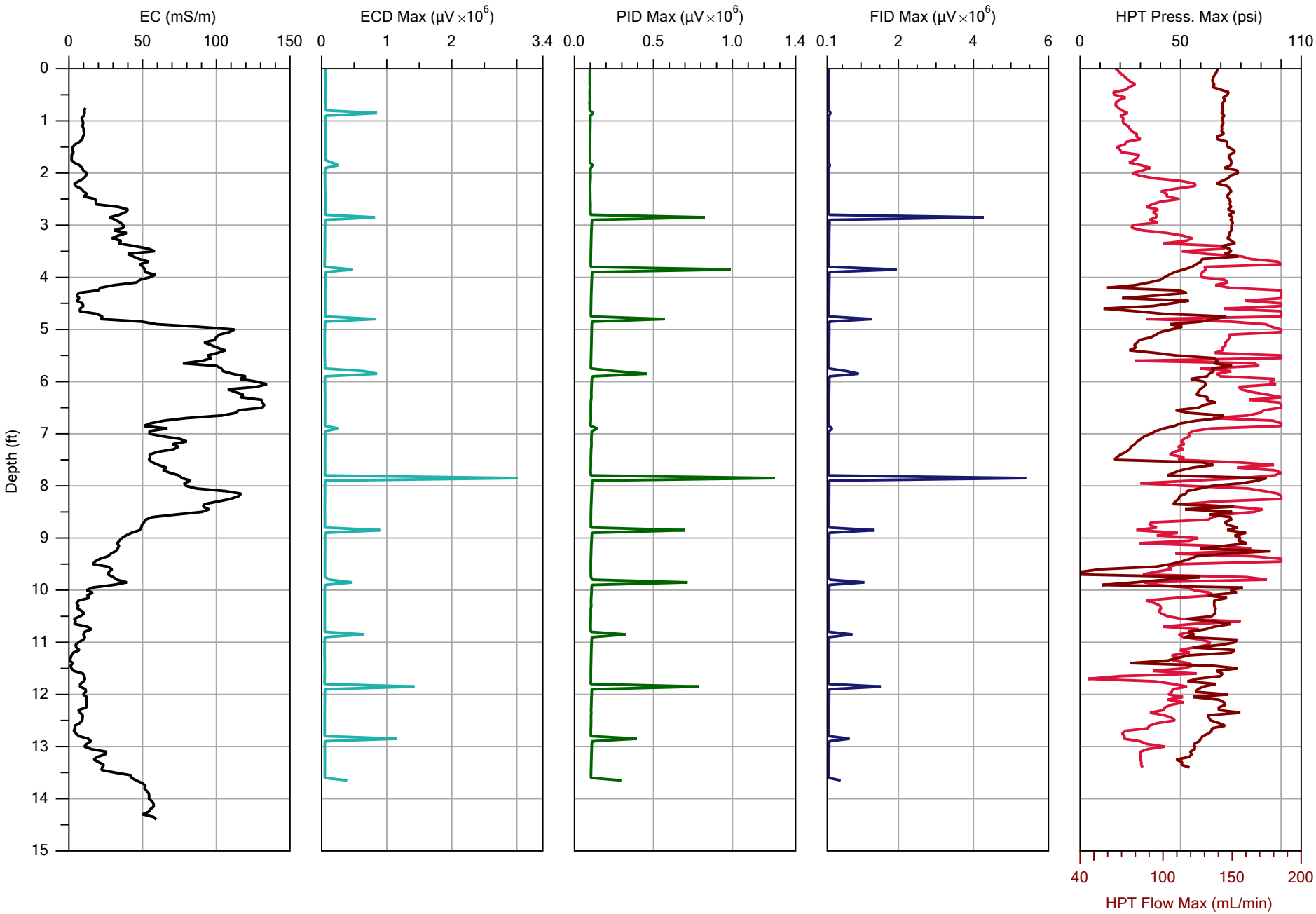

ENVIRON

		File: M314.MHP
Company: Columbia Technologies	Operator: DJM	Date: 8/8/2014
Project ID: Fort Smith	Client: Environ	Location:

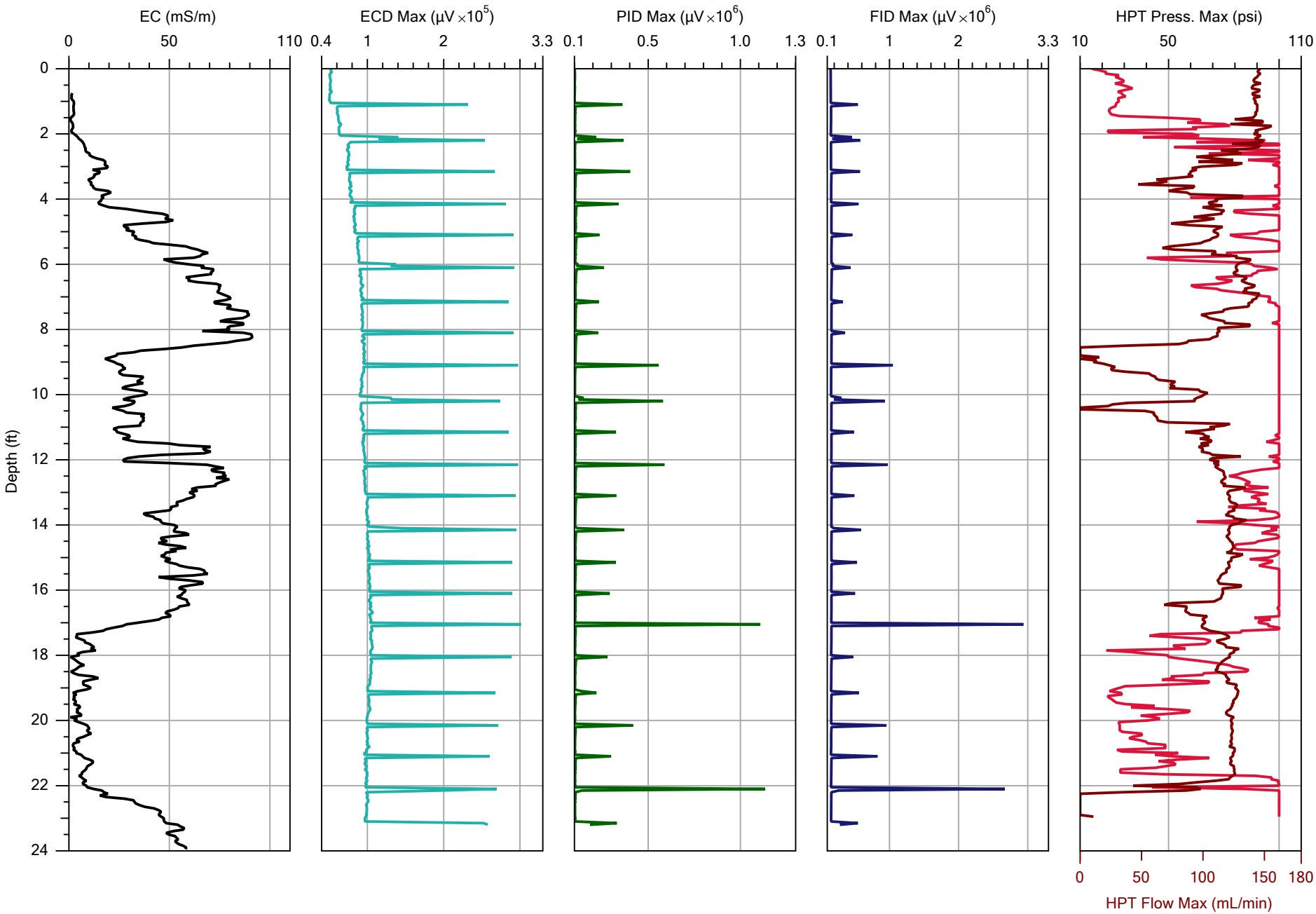

ENVIRON

		File: M315.MHP
Company: Columbia Technologies	Operator: DJM	Date: 8/8/2014
Project ID: Fort Smith	Client: Environ	Location:

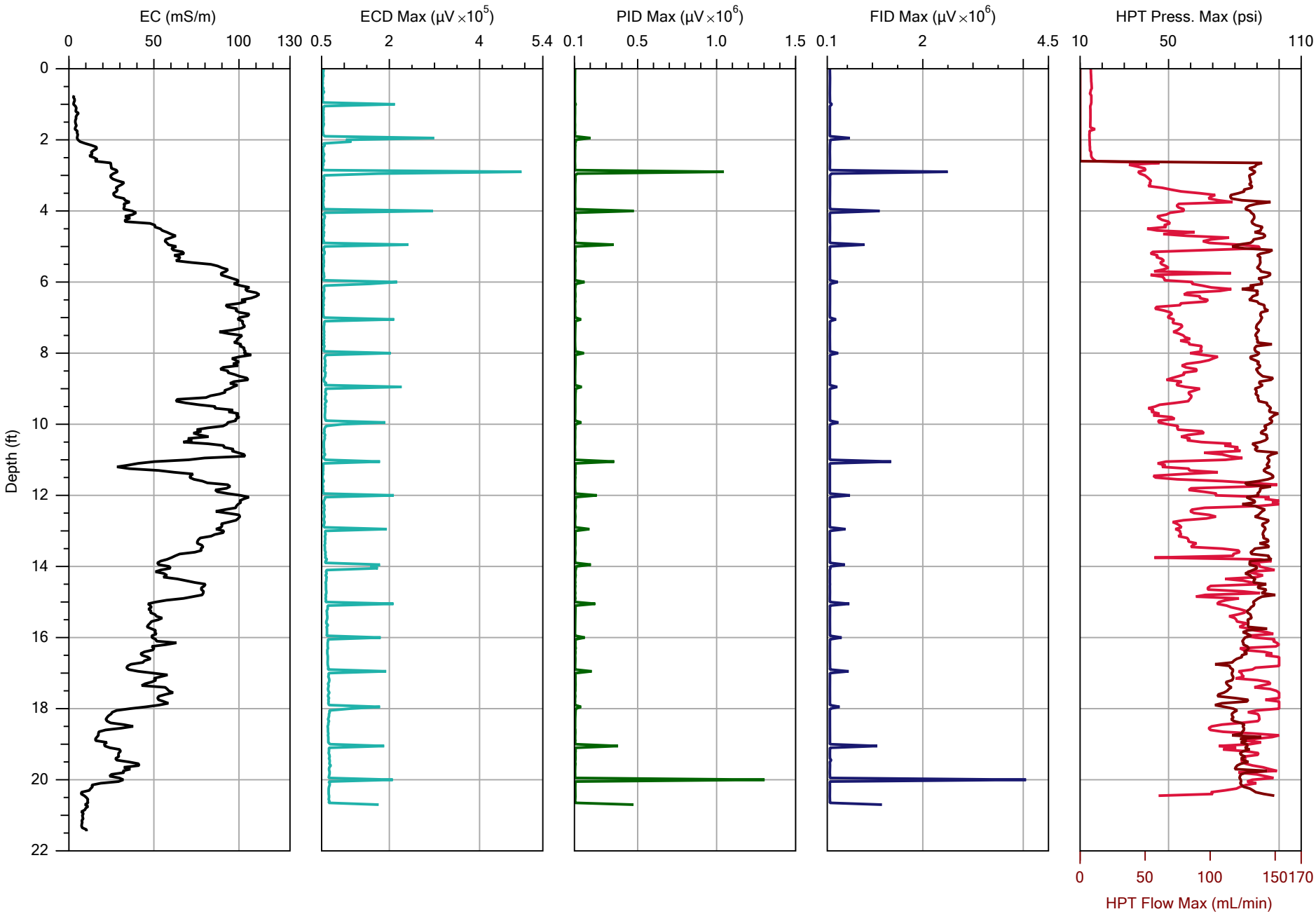

ENVIRON

		File: M316.MHP
Company: Columbia Technologies	Operator: DJM	Date:
Project ID: Fort Smith	Client: Environ	Location:

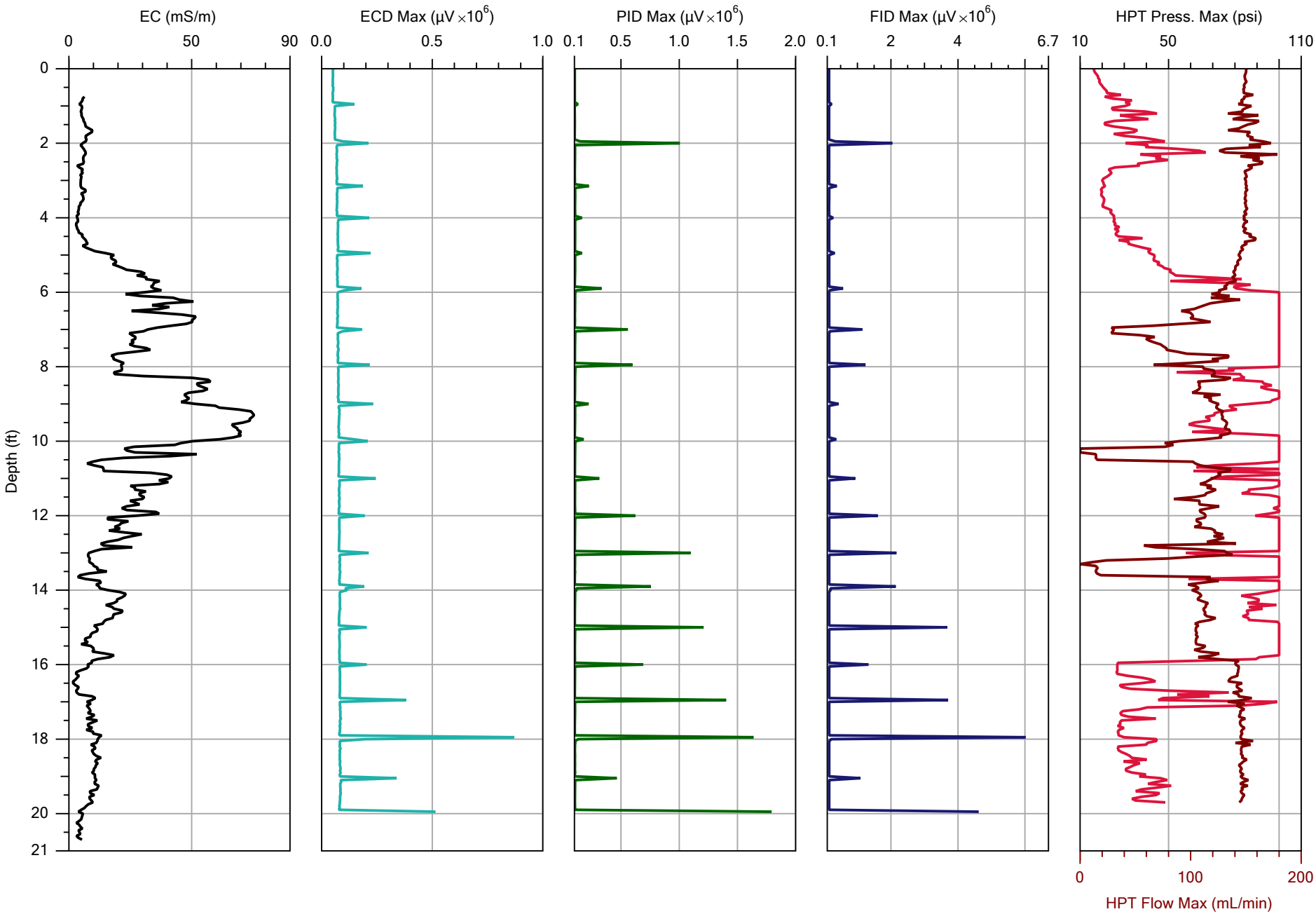

ENVIRON

		File: M317.MHP
Company: Columbia Technologies	Operator: DJM	Date: 8/11/2014
Project ID: Fort Smith	Client: Environ	Location:

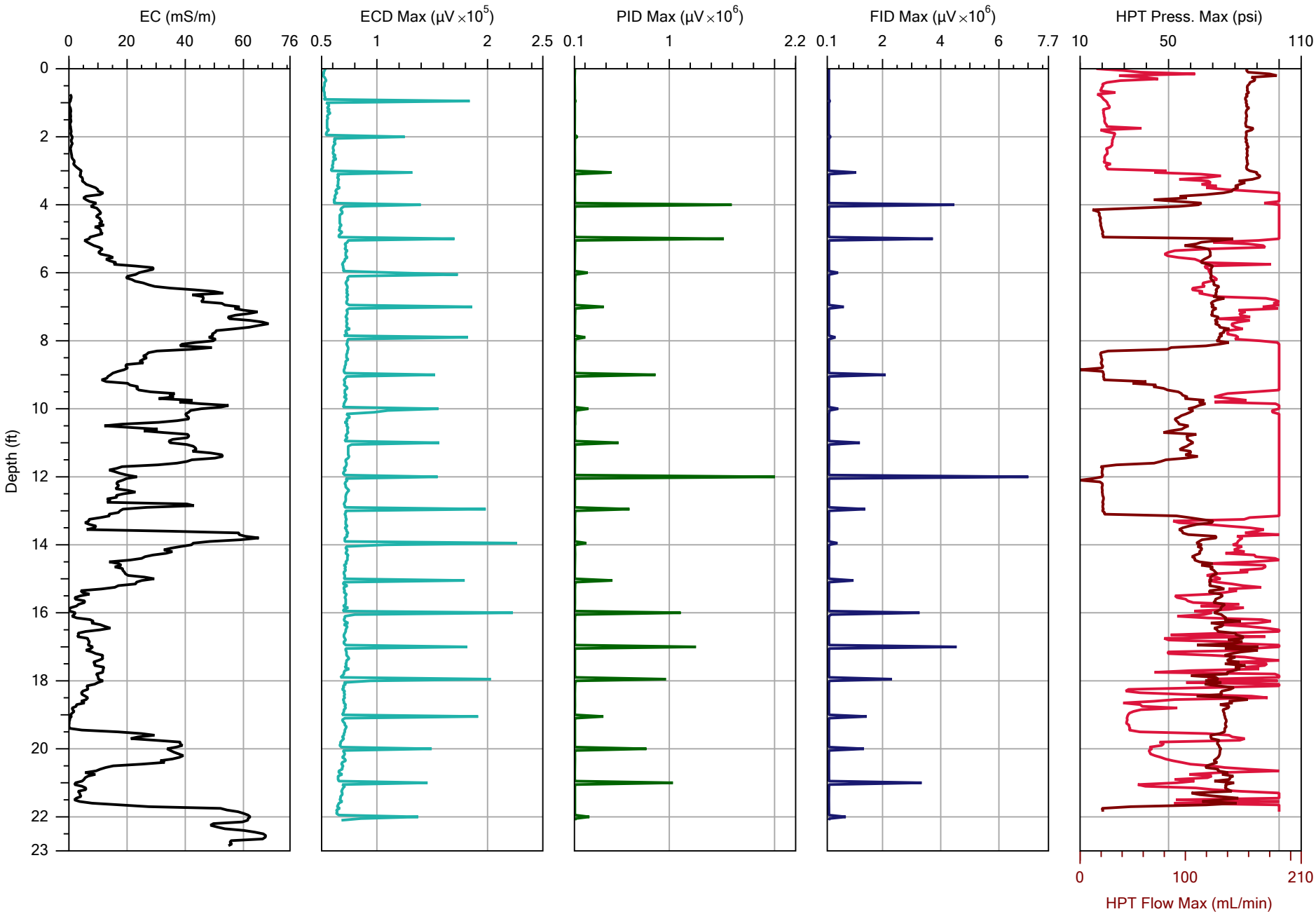

ENVIRON

		File: M318.MHP
Company: Columbia Technologies	Operator: DJM	Date: 8/11/2014
Project ID: Fort Smith	Client: Environ	Location:

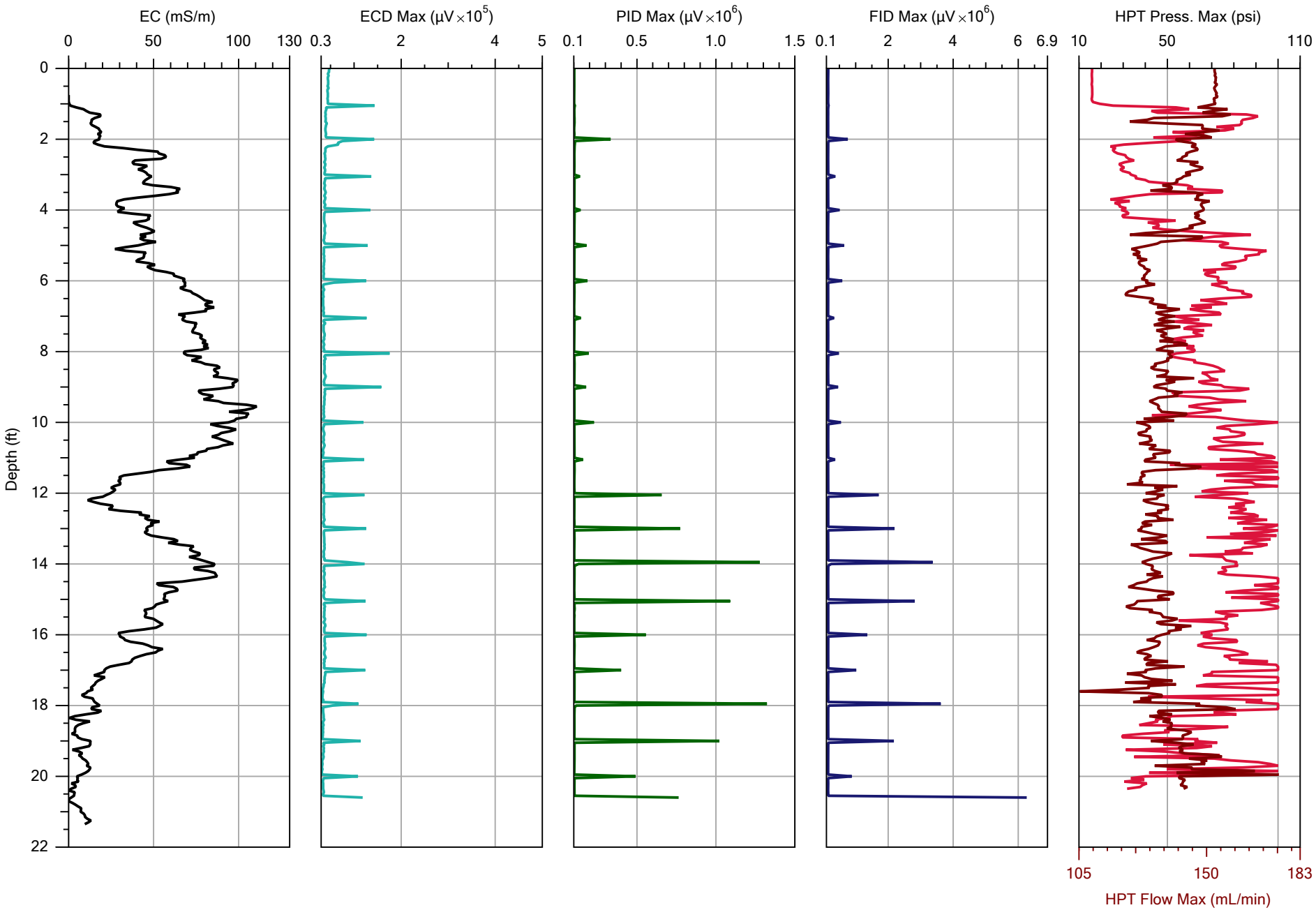

ENVIRON

		File: M319.MHP
Company: Columbia Technologies	Operator: DJM	Date: 8/12/2014
Project ID: Fort Smith	Client: Environ	Location:

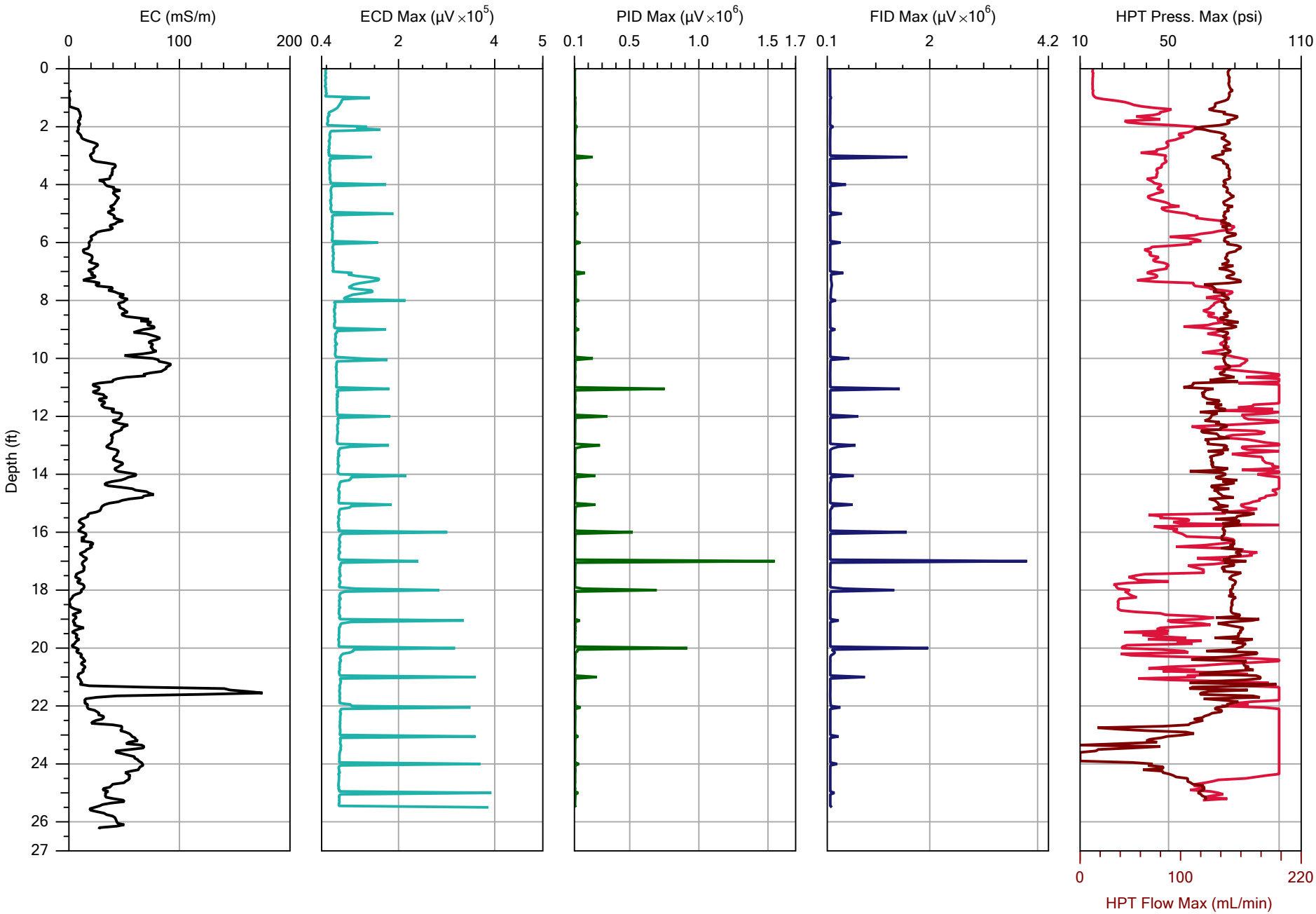

ENVIRON

		File: M320.MHP
Company: Columbia Technologies	Operator: DJM	Date: 8/12/2014
Project ID: Fort Smith	Client: Environ	Location:

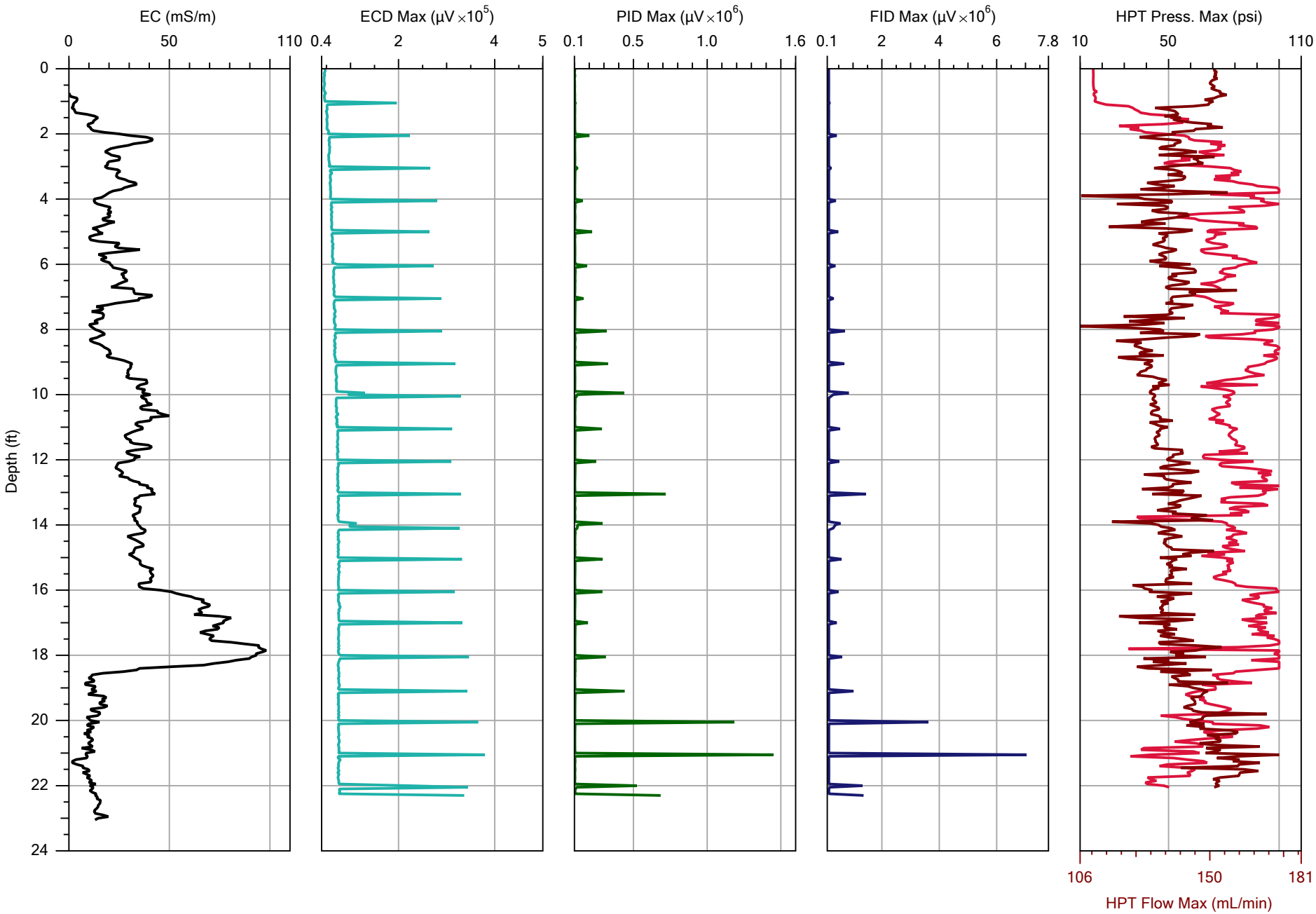

ENVIRON

		File: M321.MHP
Company: Columbia Technologies	Operator: DJM	Date: 8/12/2014
Project ID: Fort Smith	Client: Environ	Location:

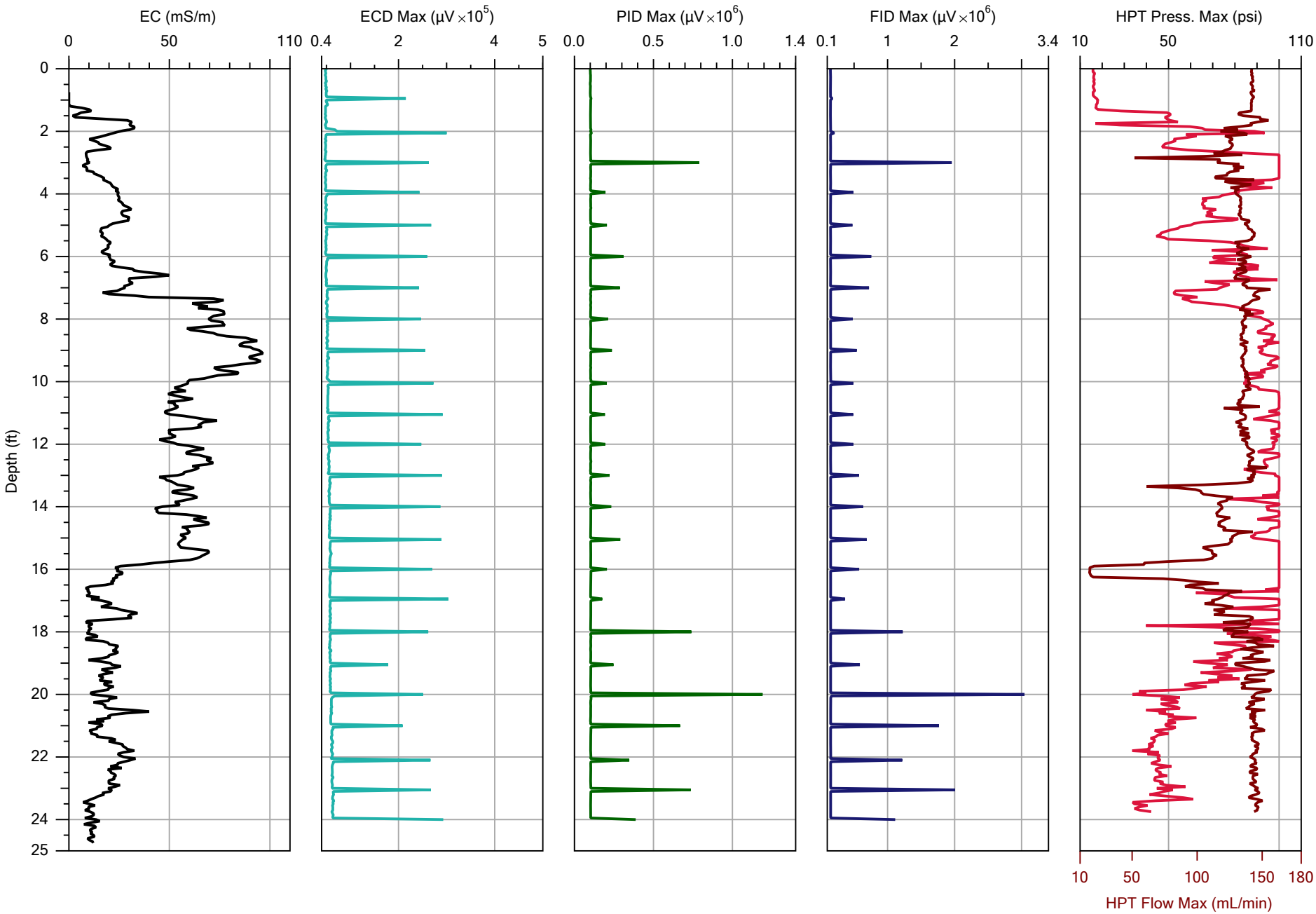

ENVIRON

		File: M322.MHP
Company: Columbia Technologies	Operator: DJM	Date: 8/13/2014
Project ID: Fort Smith	Client: Environ	Location:

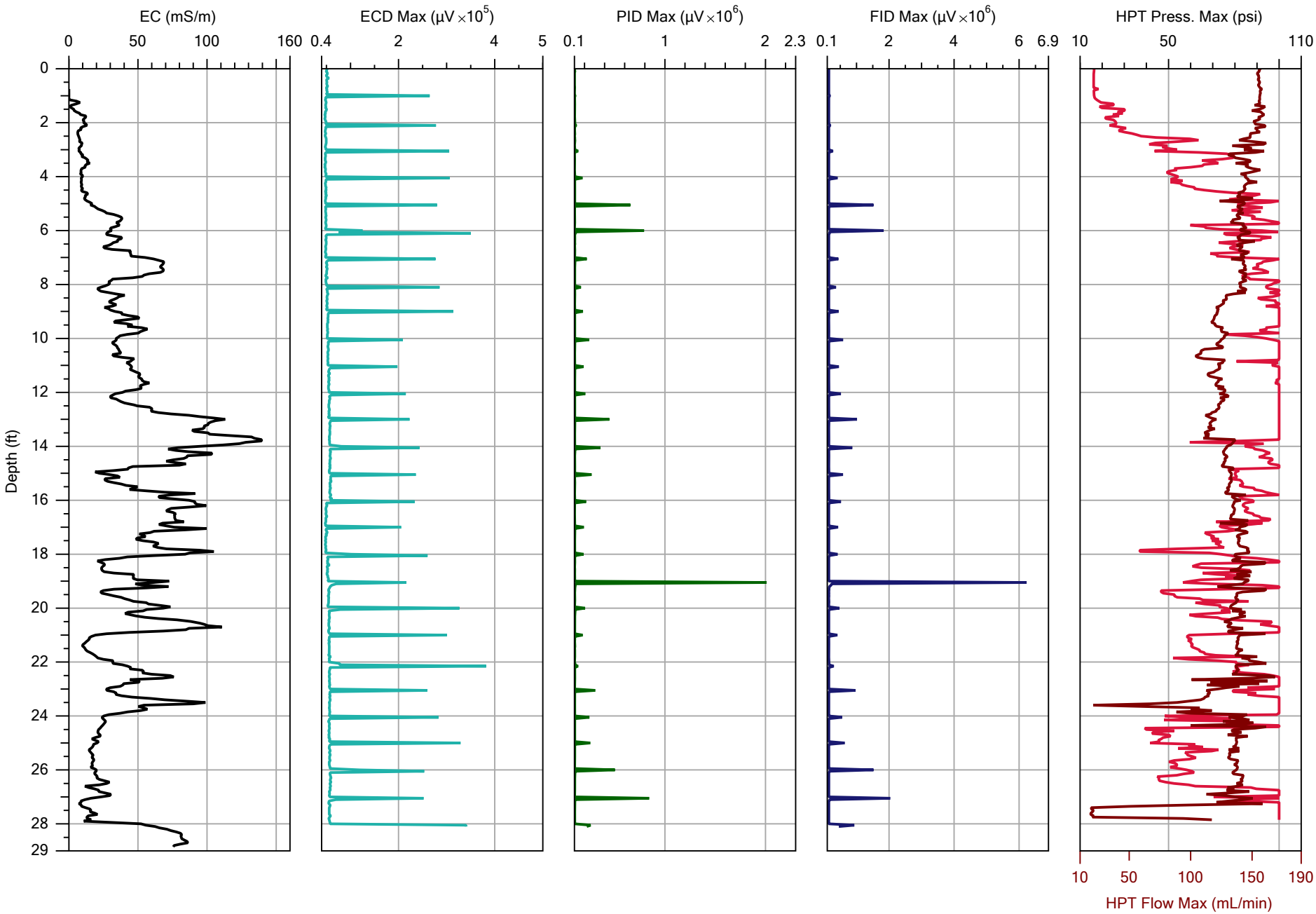

ENVIRON

		File: M323.MHP
Company: Columbia Technologies	Operator: DJM	Date: 8/13/2014
Project ID: Fort Smith	Client: Environ	Location:

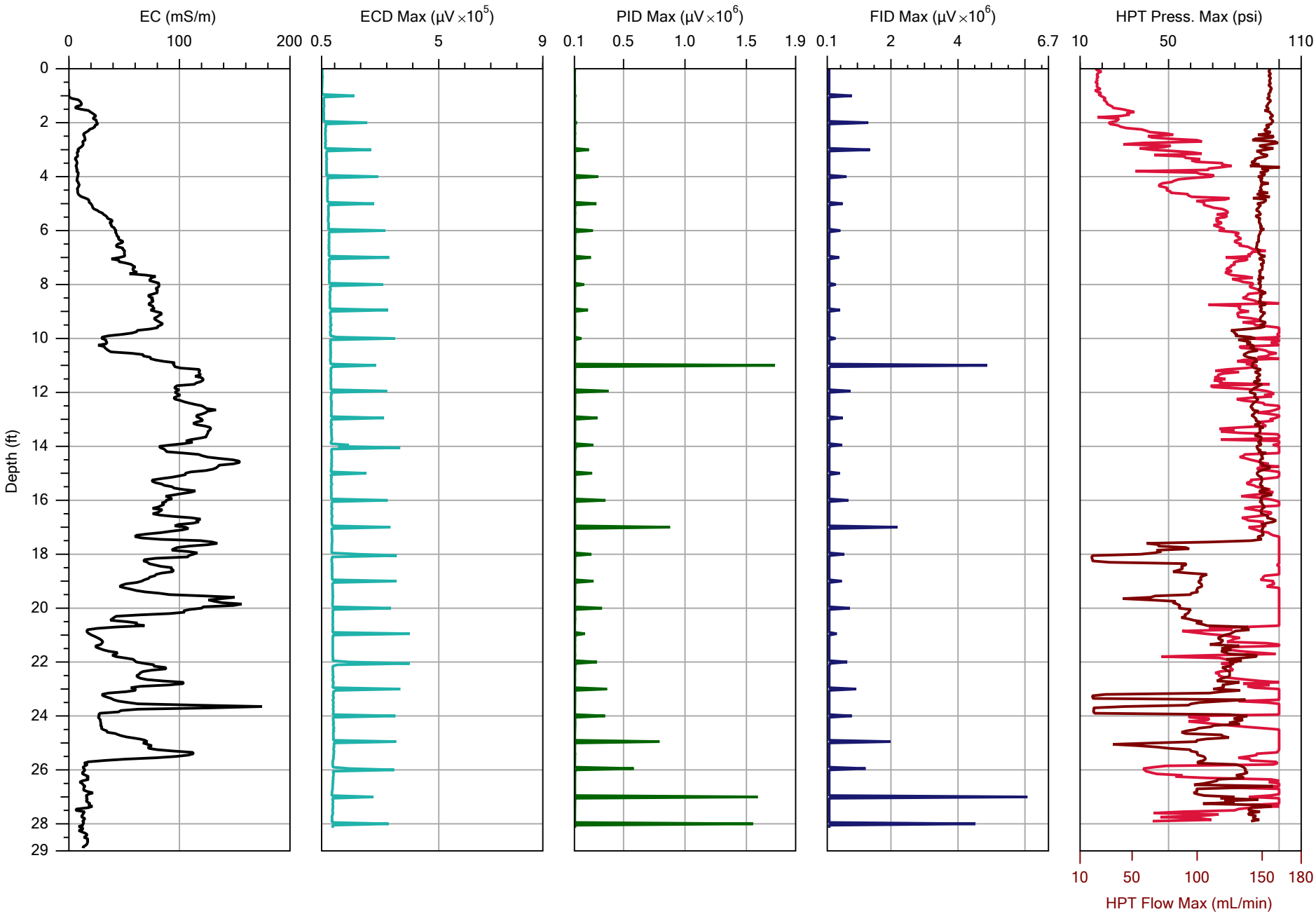

ENVIRON

		File: M324.MHP
Company: Columbia Technologies	Operator: DJM	Date: 8/13/2014
Project ID: Fort Smith	Client: Environ	Location:

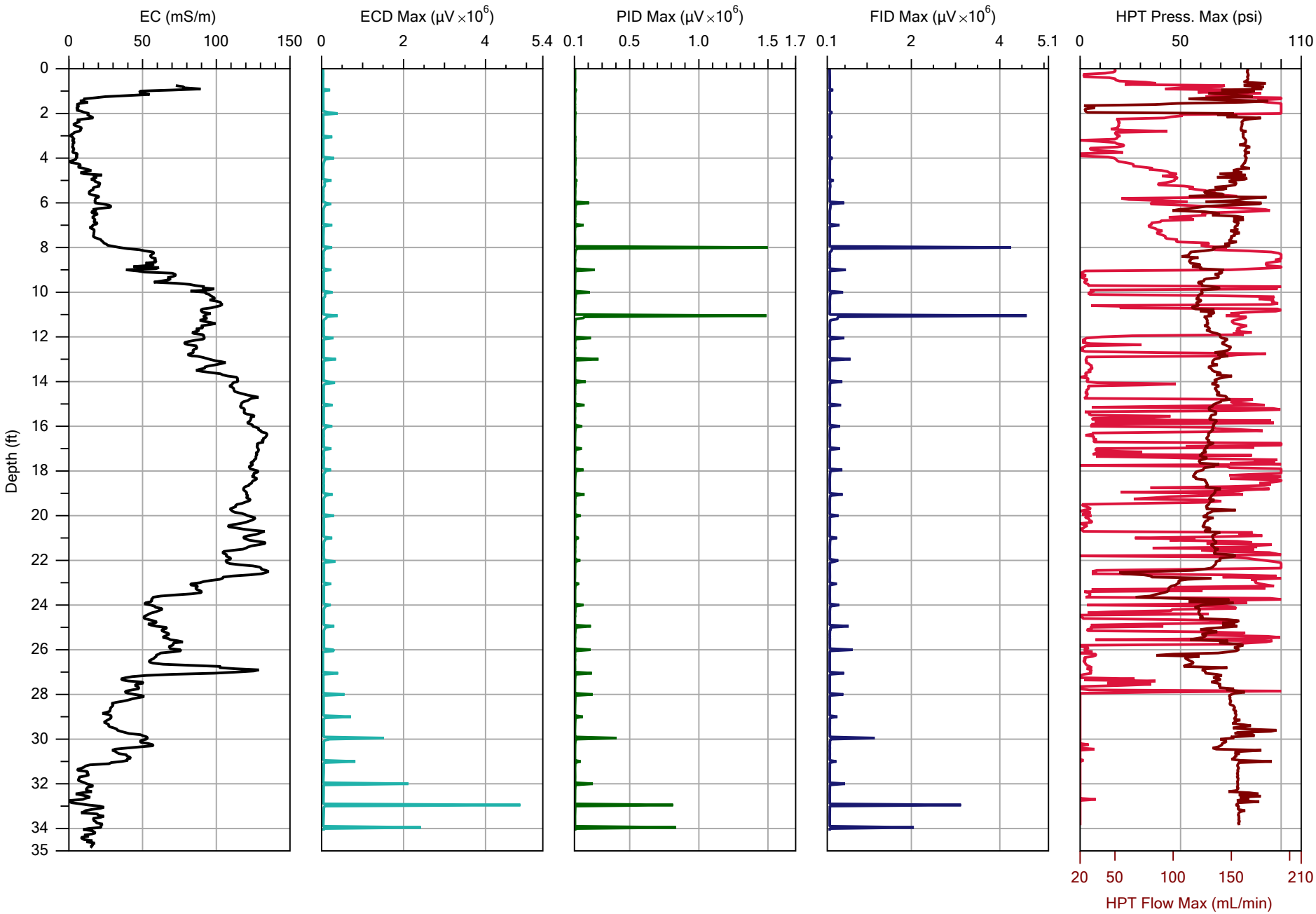

ENVIRON

		File: M325.MHP
Company: Columbia Technologies	Operator: DJM	Date: 8/13/2014
Project ID: Fort Smith	Client: Environ	Location:

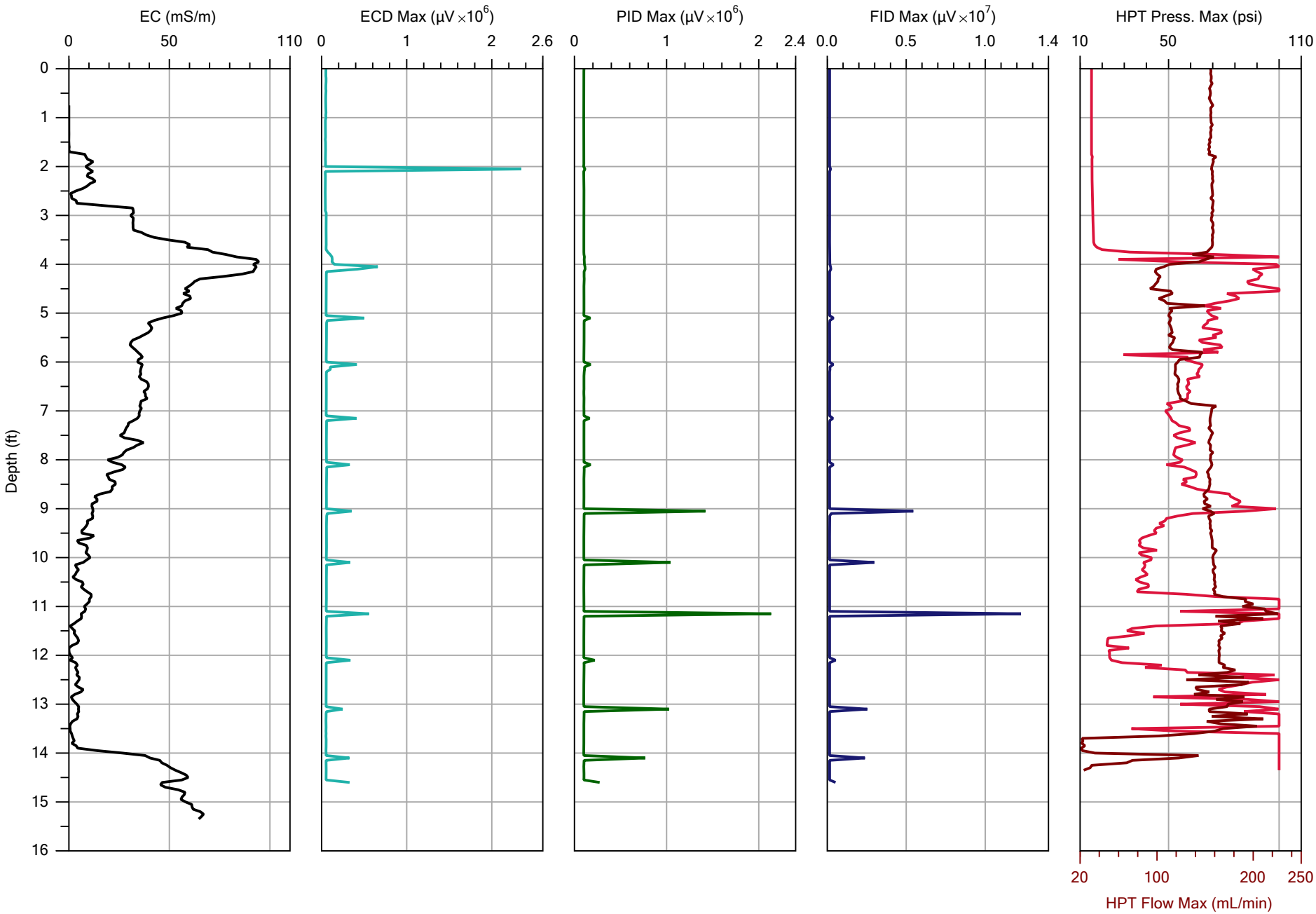

ENVIRON

		File: M326A.MHP
Company: Columbia Technologies	Operator: DJM	Date: 8/14/2014
Project ID: Fort Smith	Client: Environ	Location:

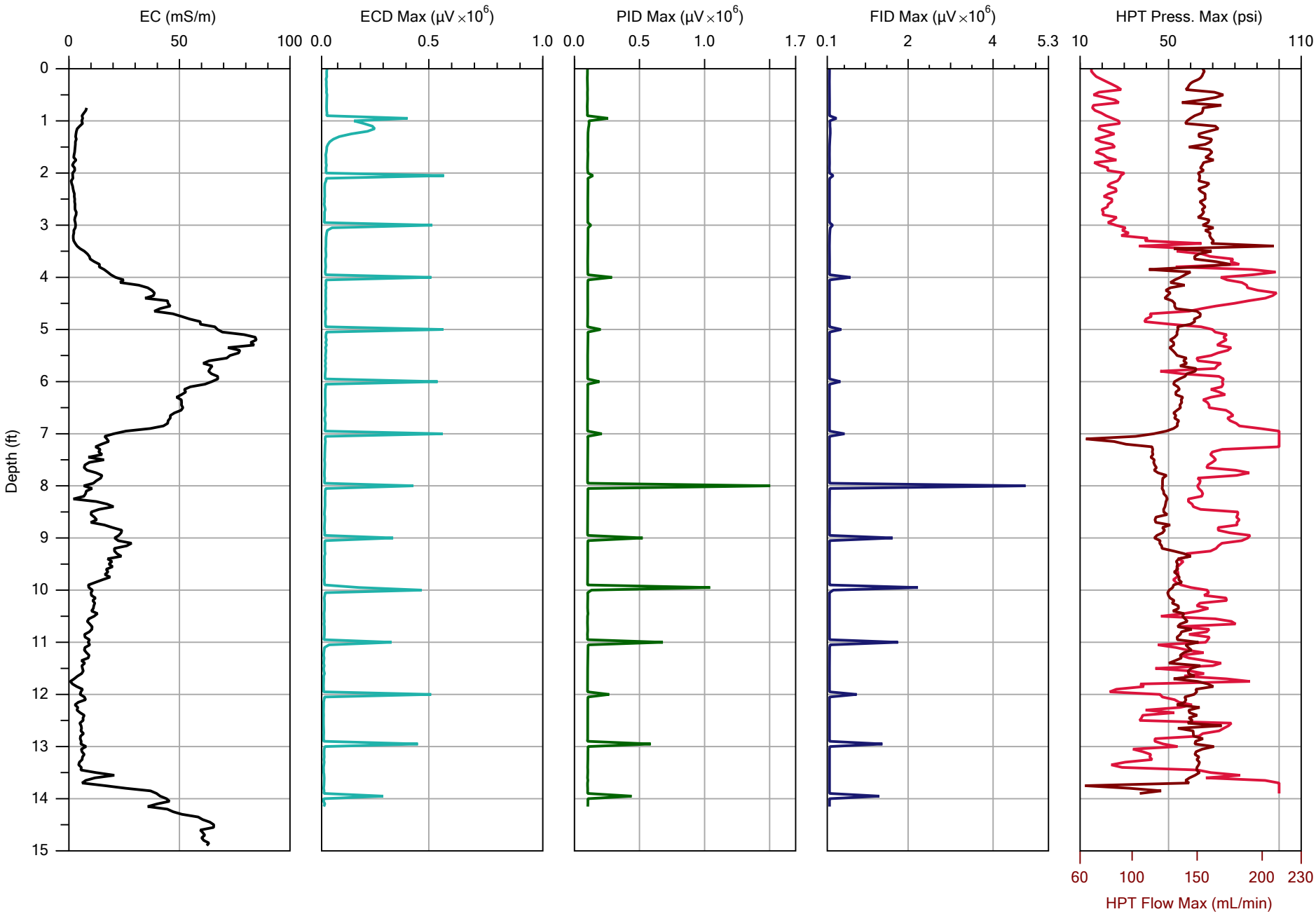

ENVIRON

		File: M327.MHP
Company: Columbia Technologies	Operator: DJM	Date: 8/14/2014
Project ID: Fort Smith	Client: Environ	Location:

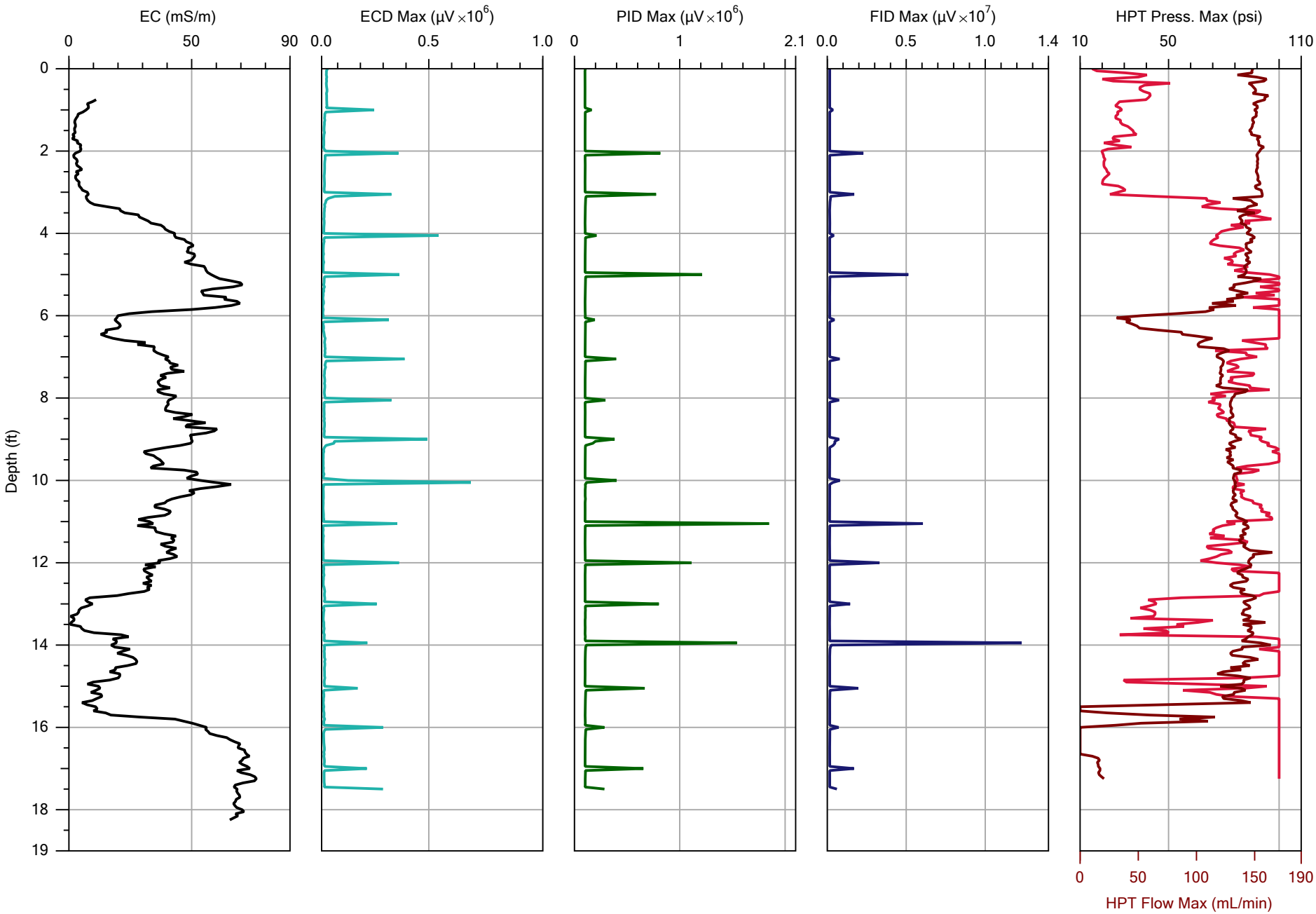

ENVIRON

		File: M328.MHP
Company: Columbia Technologies	Operator: DJM	Date: 8/14/2014
Project ID: Fort Smith	Client: Environ	Location:

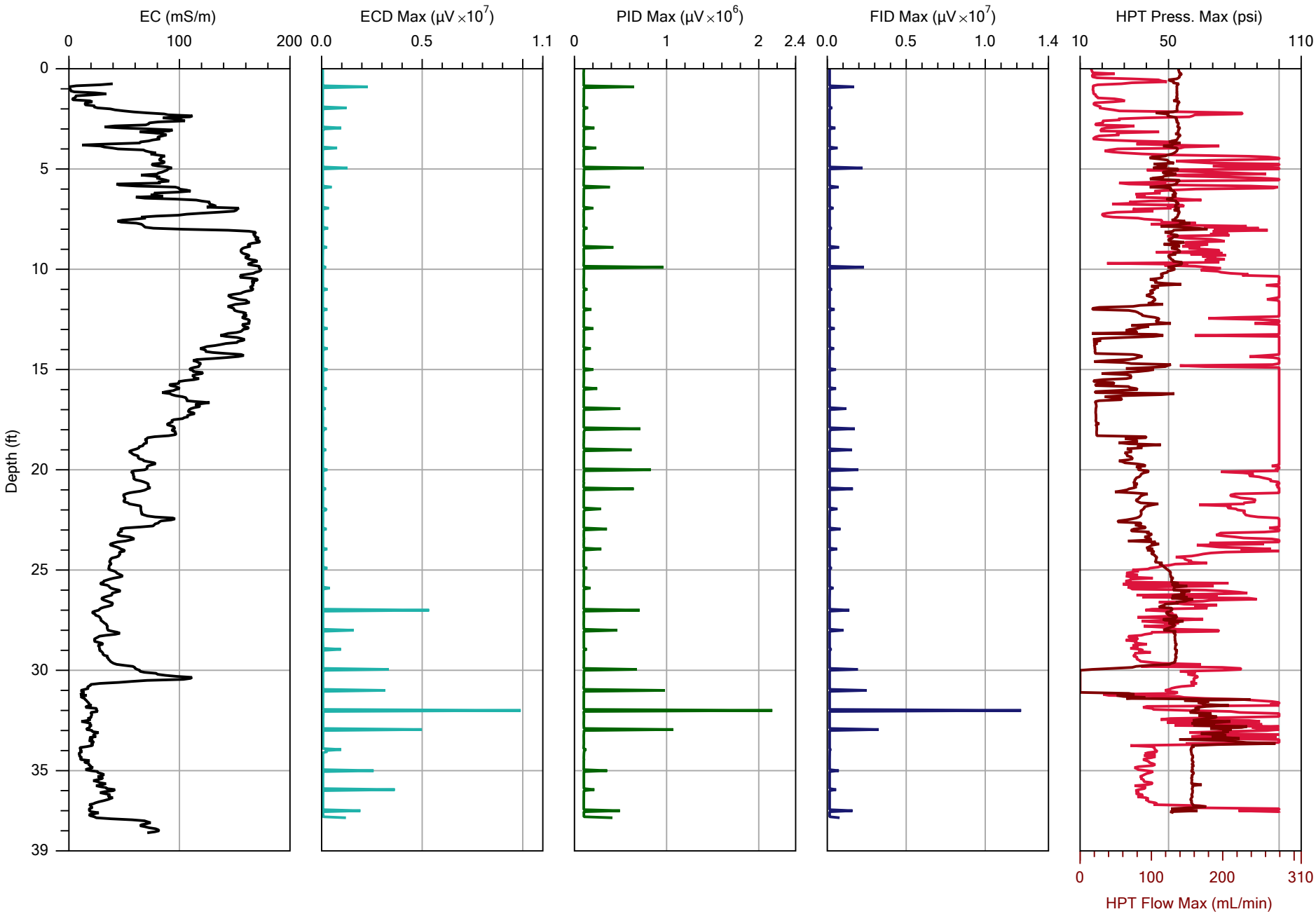

ENVIRON

		File: M329.MHP
Company: Columbia Technologies	Operator: DJM	Date: 8/15/2014
Project ID: Fort Smith	Client: Environ	Location:

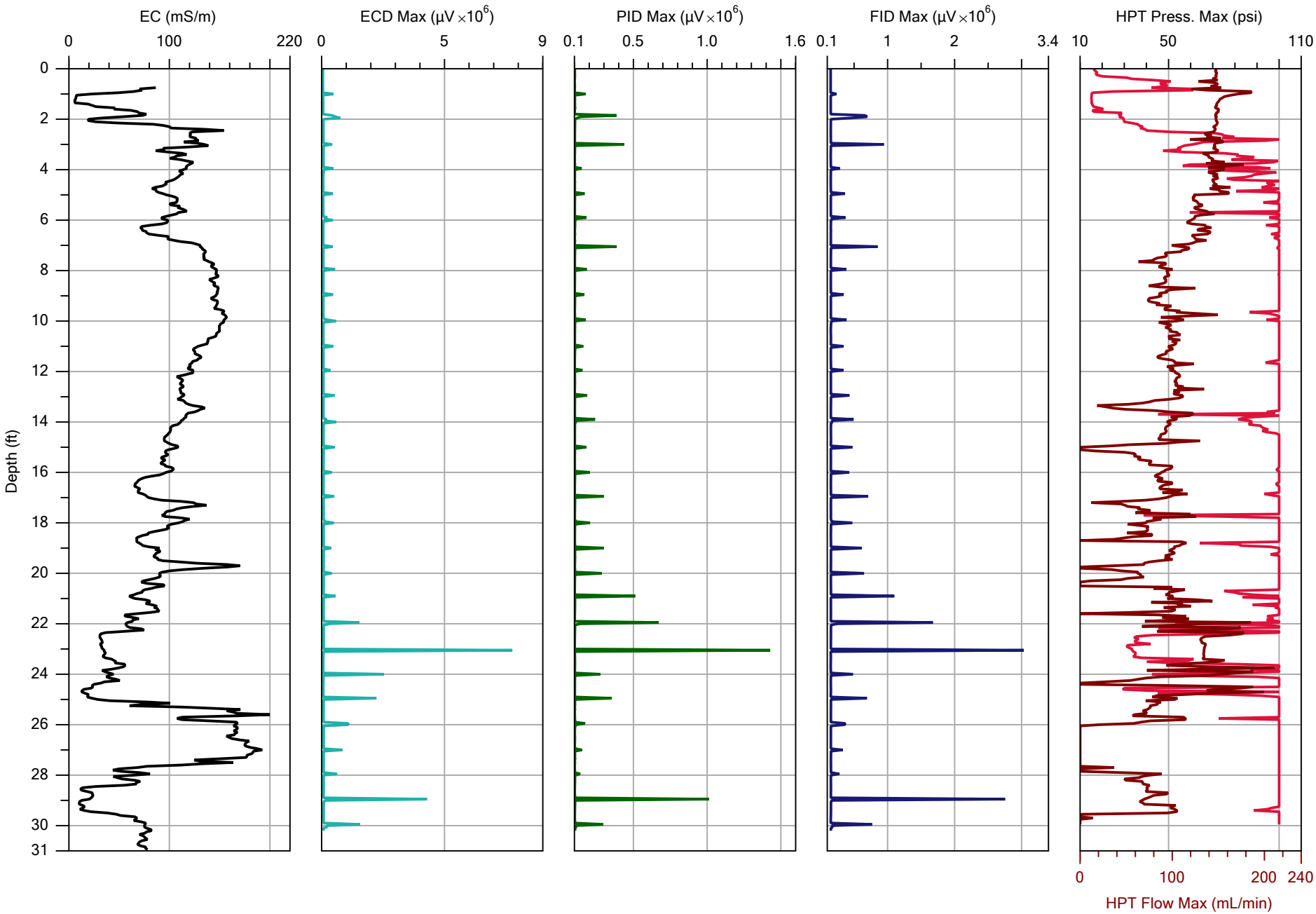

ENVIRON

		File: M330.MHP
Company: Columbia Technologies	Operator: DJM	Date: 8/15/2014
Project ID: Fort Smith	Client: Environ	Location:

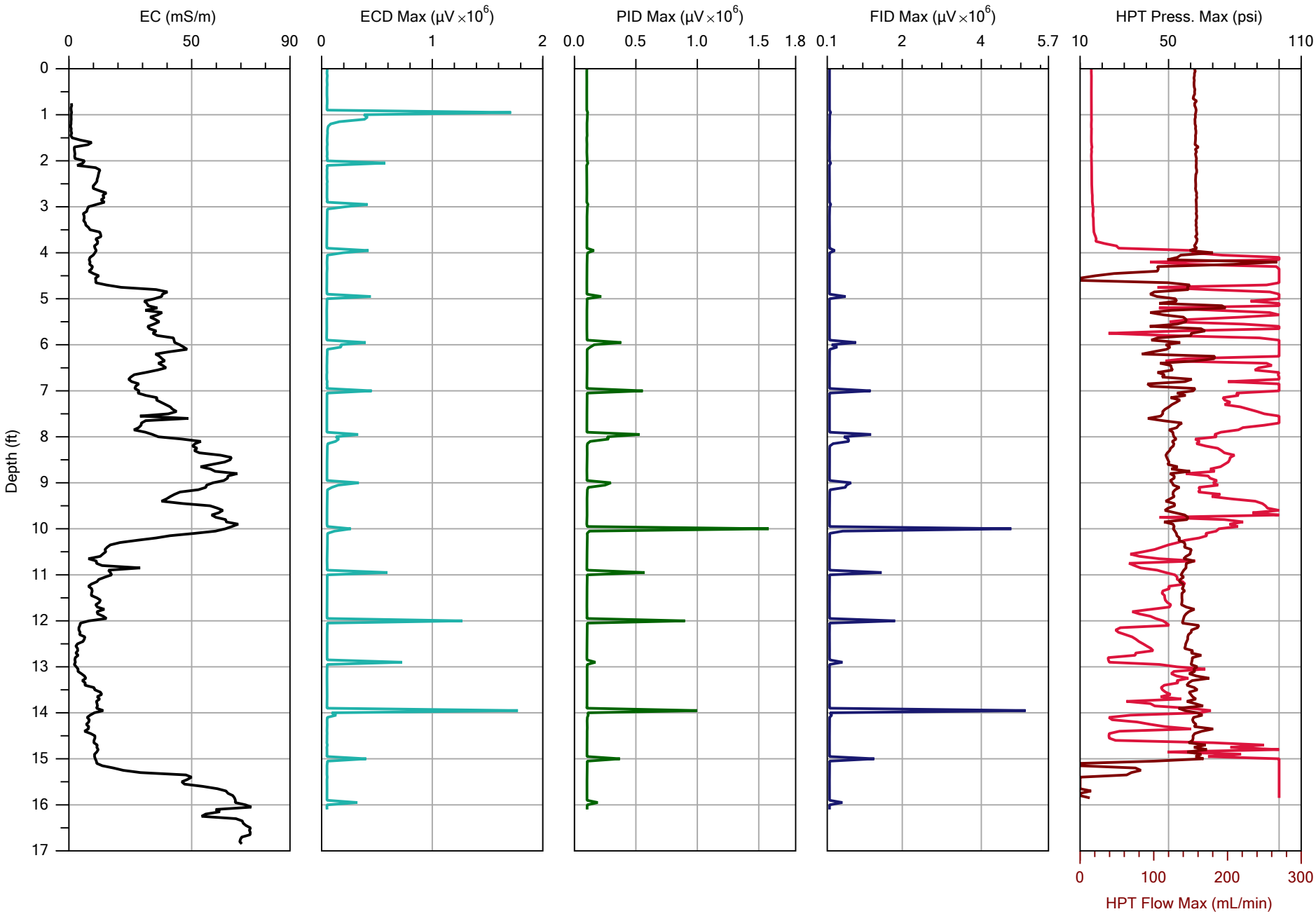

ENVIRON

		File: M331.MHP
Company: Columbia Technologies	Operator: DJM	Date: 8/18/2014
Project ID: Fort Smith	Client: Environ	Location:

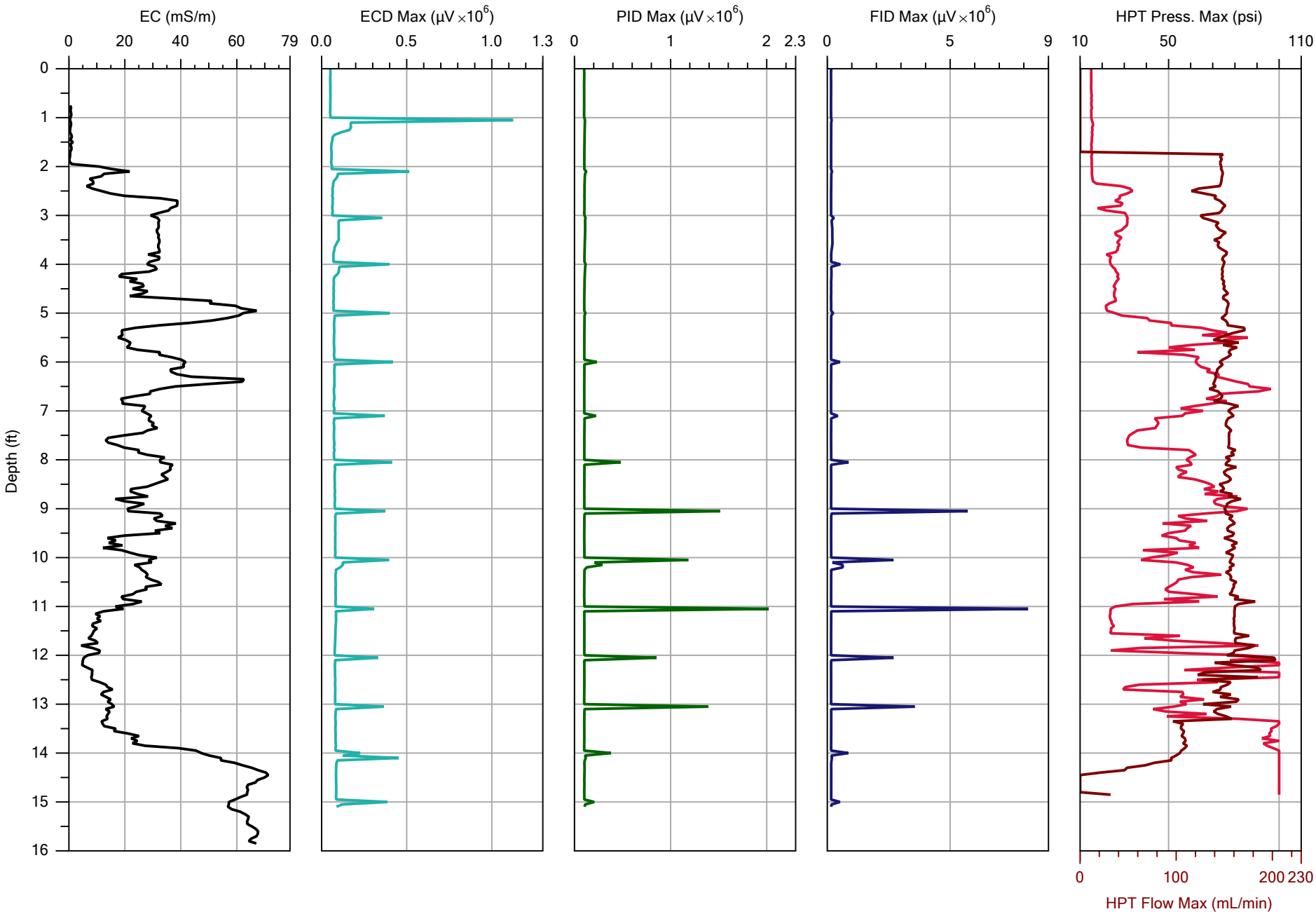

ENVIRON

		File: M332.MHP
Company: Columbia Technologies	Operator: DJM	Date: 8/18/2014
Project ID: Fort Smith	Client: Environ	Location:

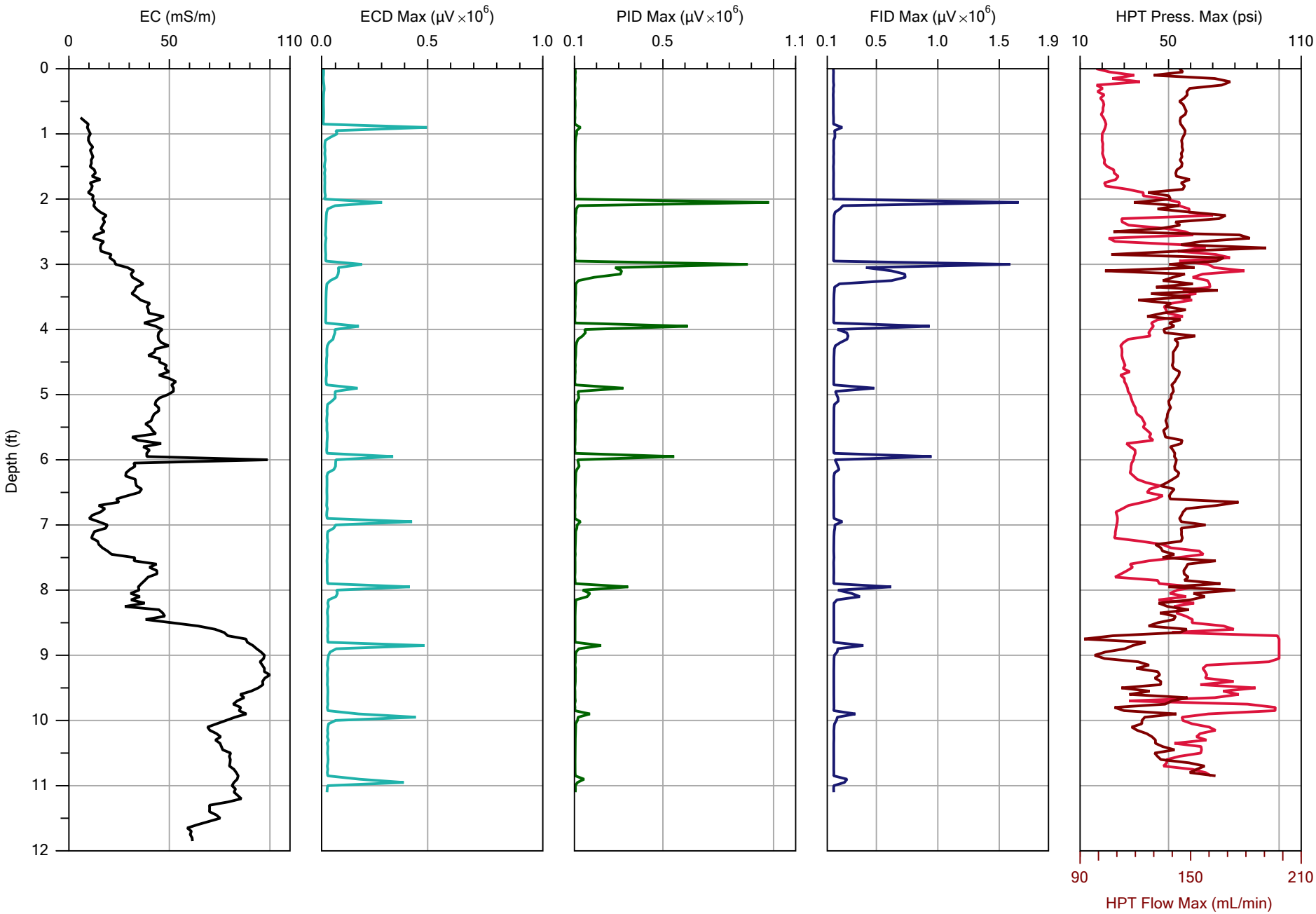

ENVIRON

		File: M333.MHP
Company: Columbia Technologies	Operator: DJM	Date: 8/18/2014
Project ID: Fort Smith	Client: Environ	Location:

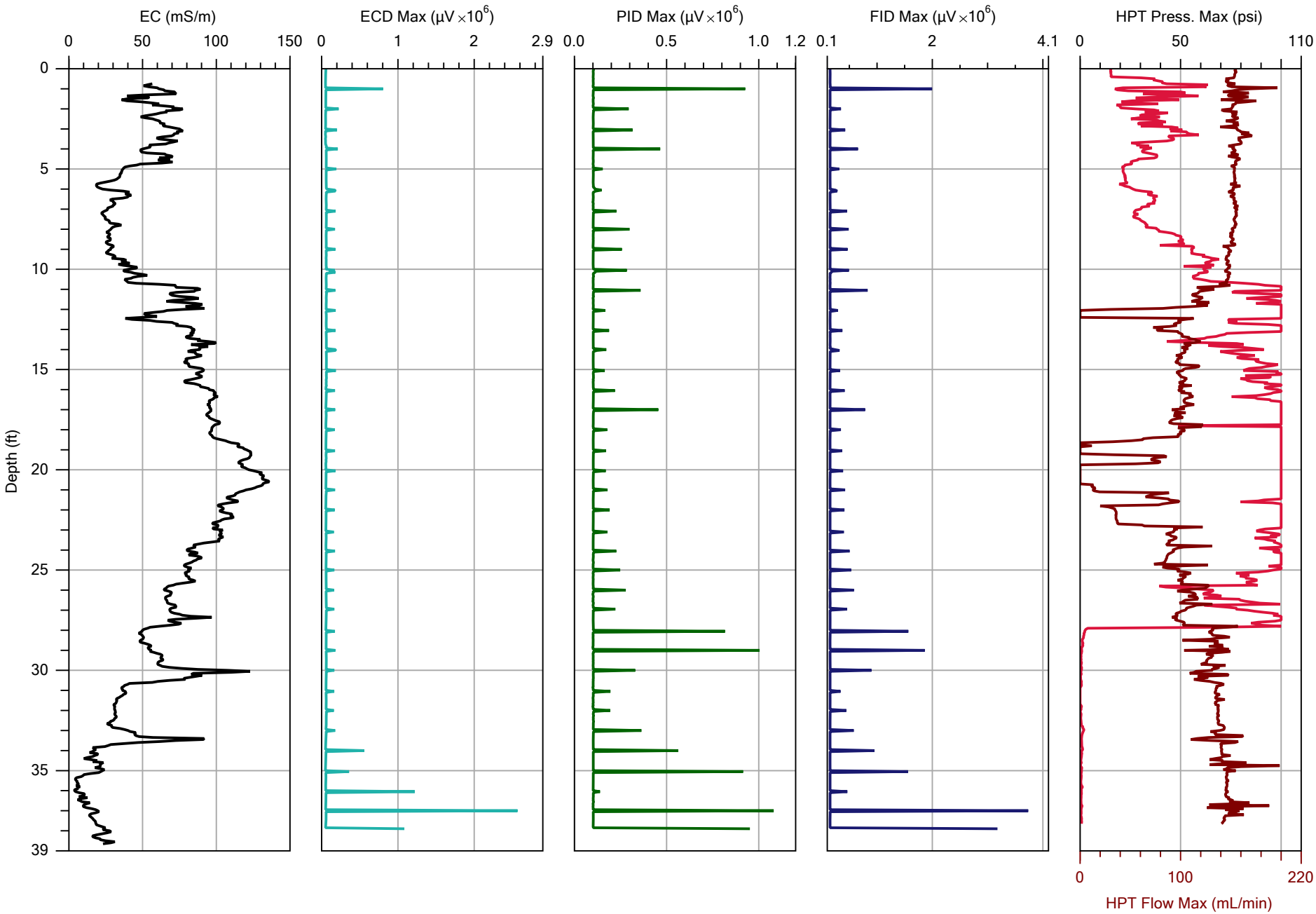

ENVIRON

		File: M334.MHP
Company: Columbia Technologies	Operator: DJM	Date: 8/19/2014
Project ID: Fort Smith	Client: Environ	Location:

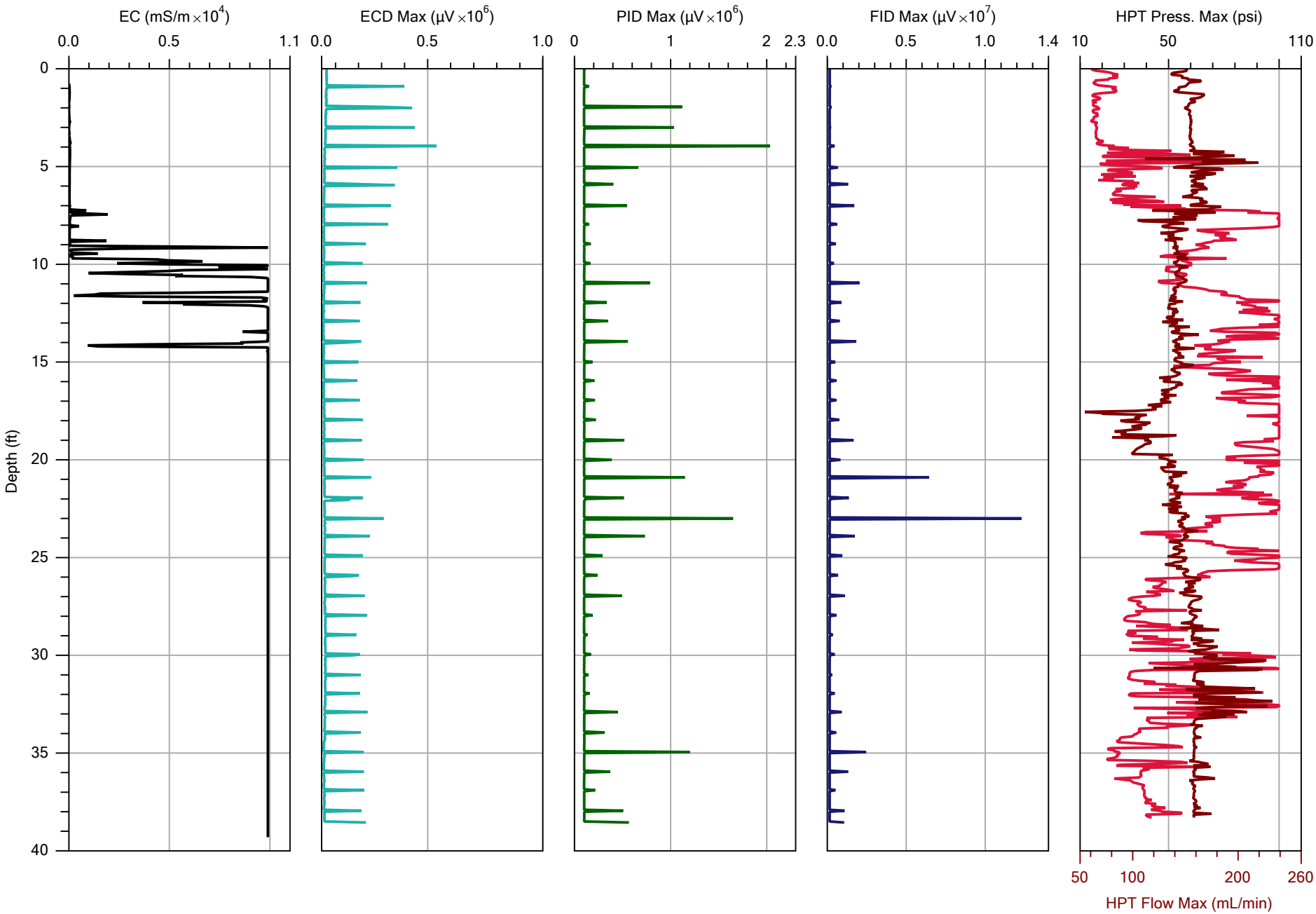

ENVIRON

		File: M335.MHP
Company: Columbia Technologies	Operator: DJM	Date: 8/20/2014
Project ID: Fort Smith	Client: Environ	Location:

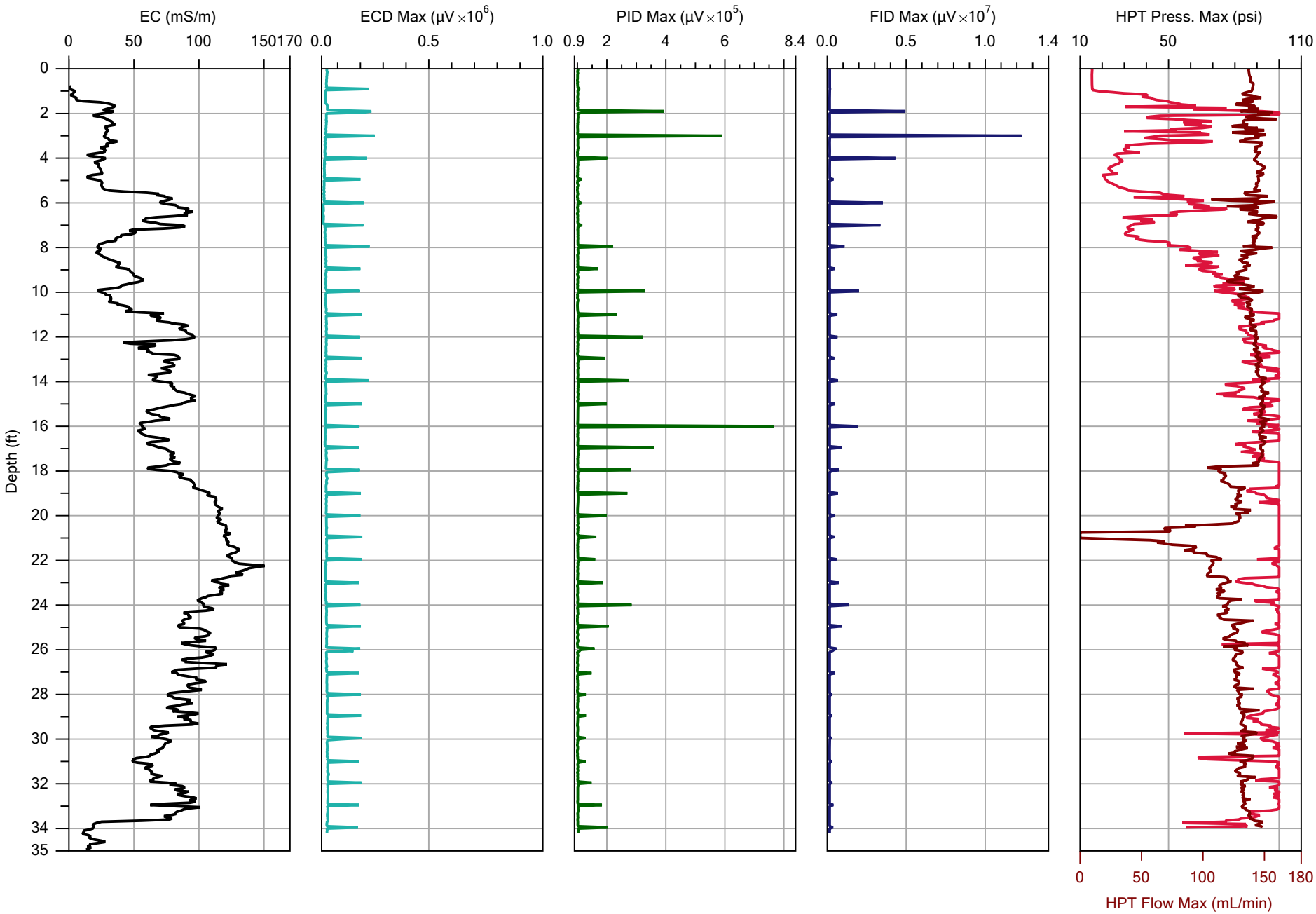

ENVIRON

		File: M336.MHP
Company: Columbia Technologies	Operator: DJM	Date: 8/20/2014
Project ID: Fort Smith	Client: Environ	Location:

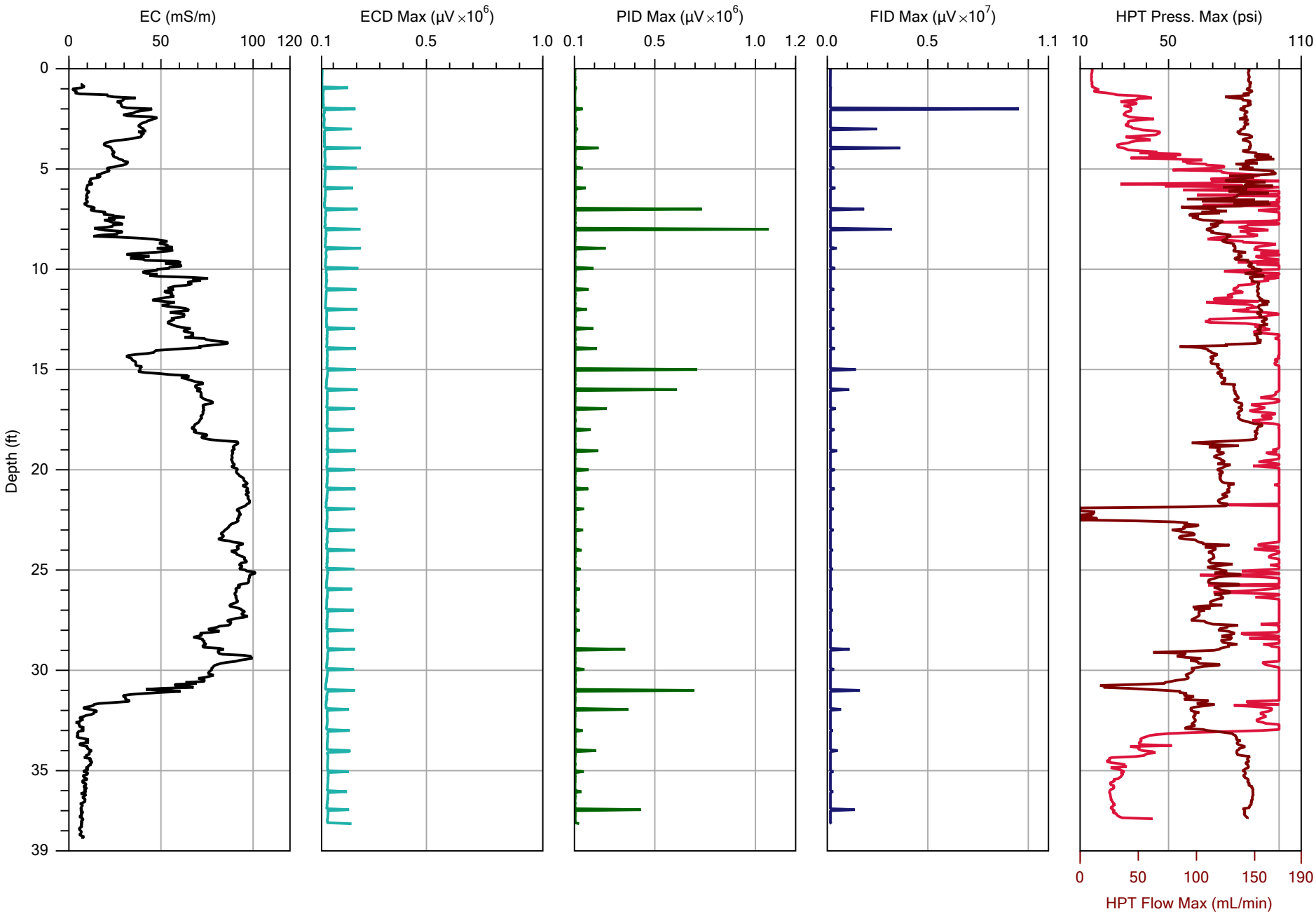

ENVIRON

		File: M337.MHP
Company: Columbia Technologies	Operator: DJM	Date: 8/20/2014
Project ID: Fort Smith	Client: Environ	Location:

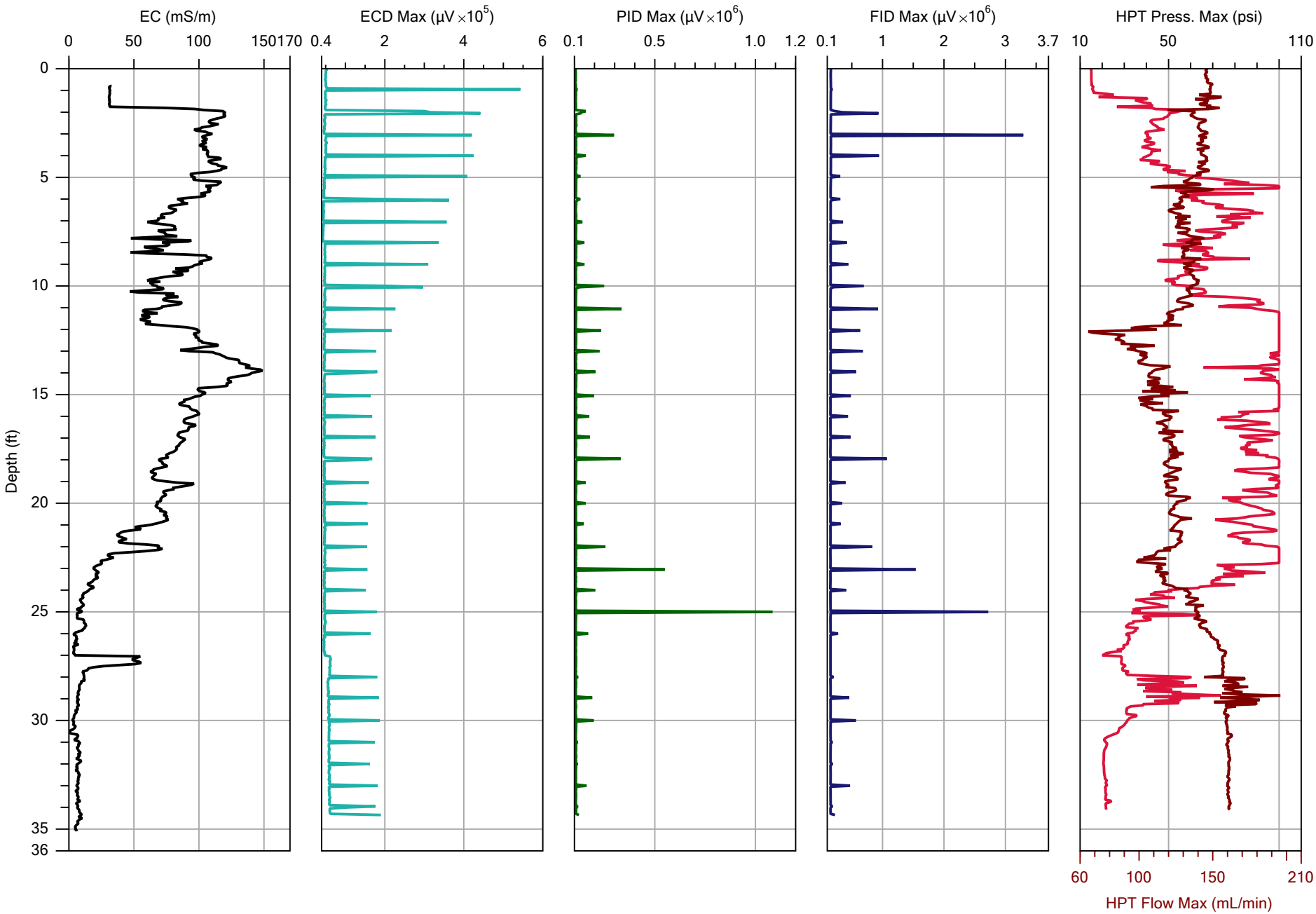

ENVIRON

		File: M338.MHP
Company: Columbia Technologies	Operator: DJM	Date: 8/21/2014
Project ID: Fort Smith	Client: Environ	Location:

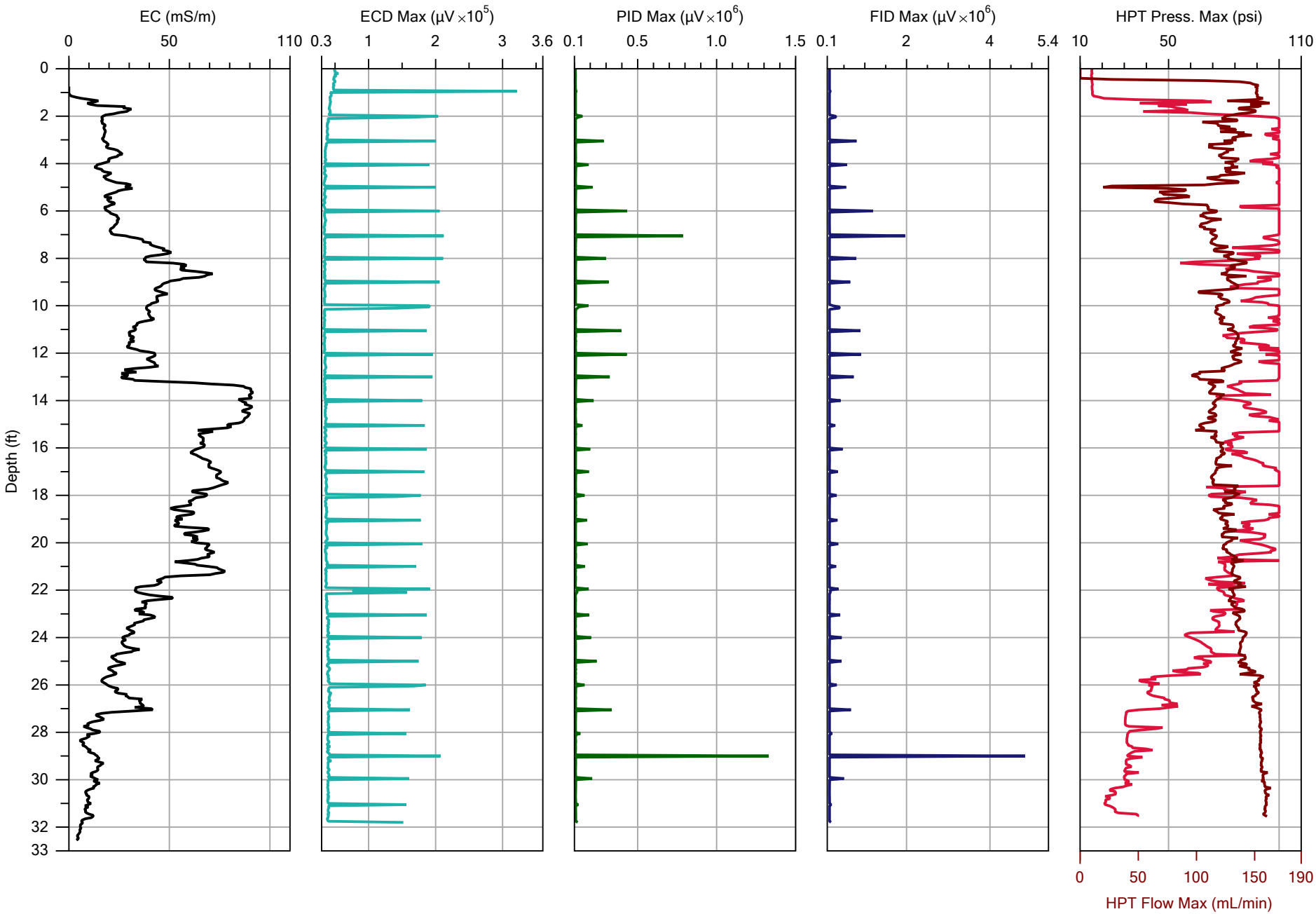

ENVIRON

		File: M339.MHP
Company: Columbia Technologies	Operator: DJM	Date: 8/21/2014
Project ID: Fort Smith	Client: Environ	Location:

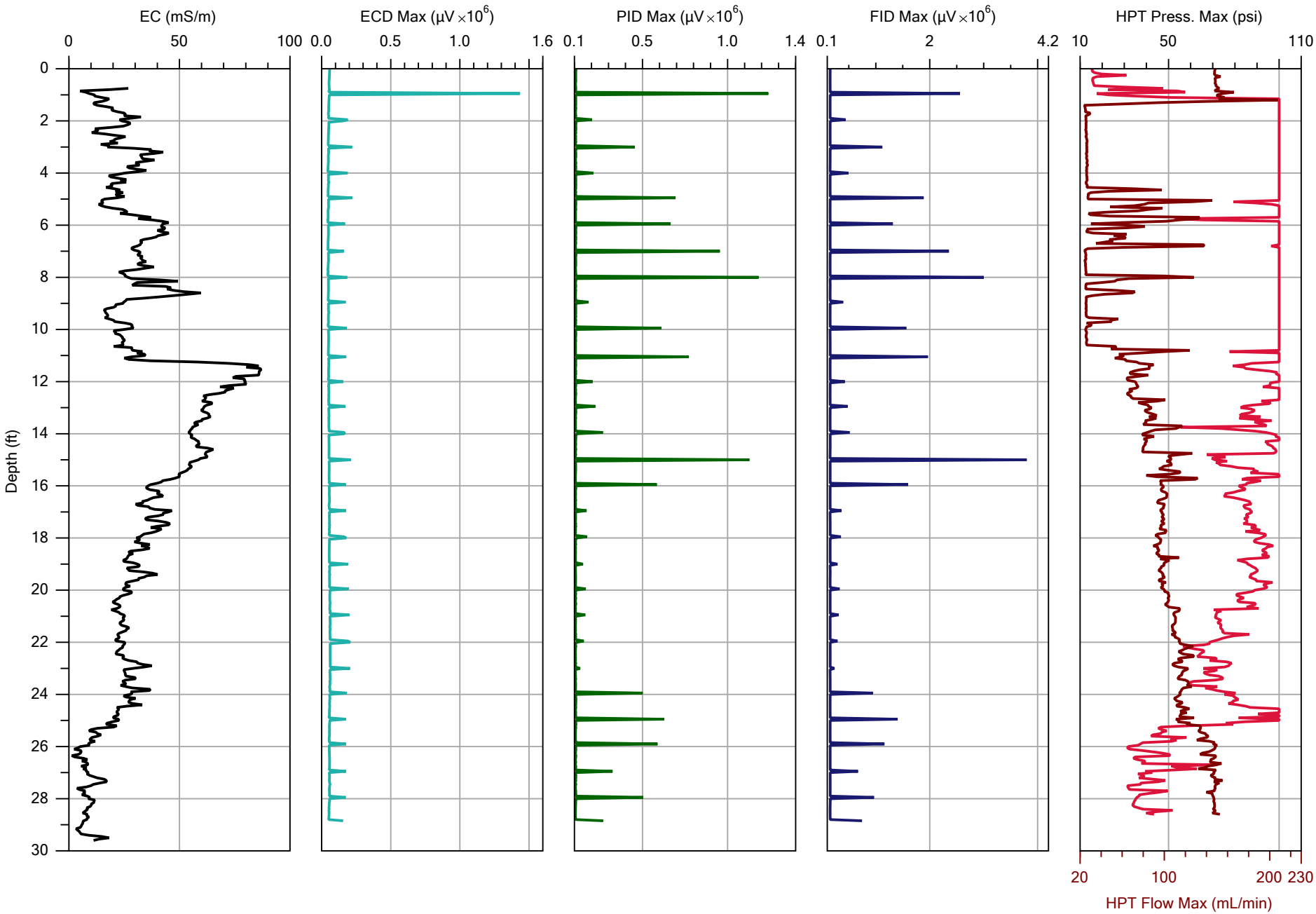

ENVIRON

		File: M340.MHP
Company: Columbia Technologies	Operator: DJM	Date: 8/21/2014
Project ID: Fort Smith	Client: Environ	Location:

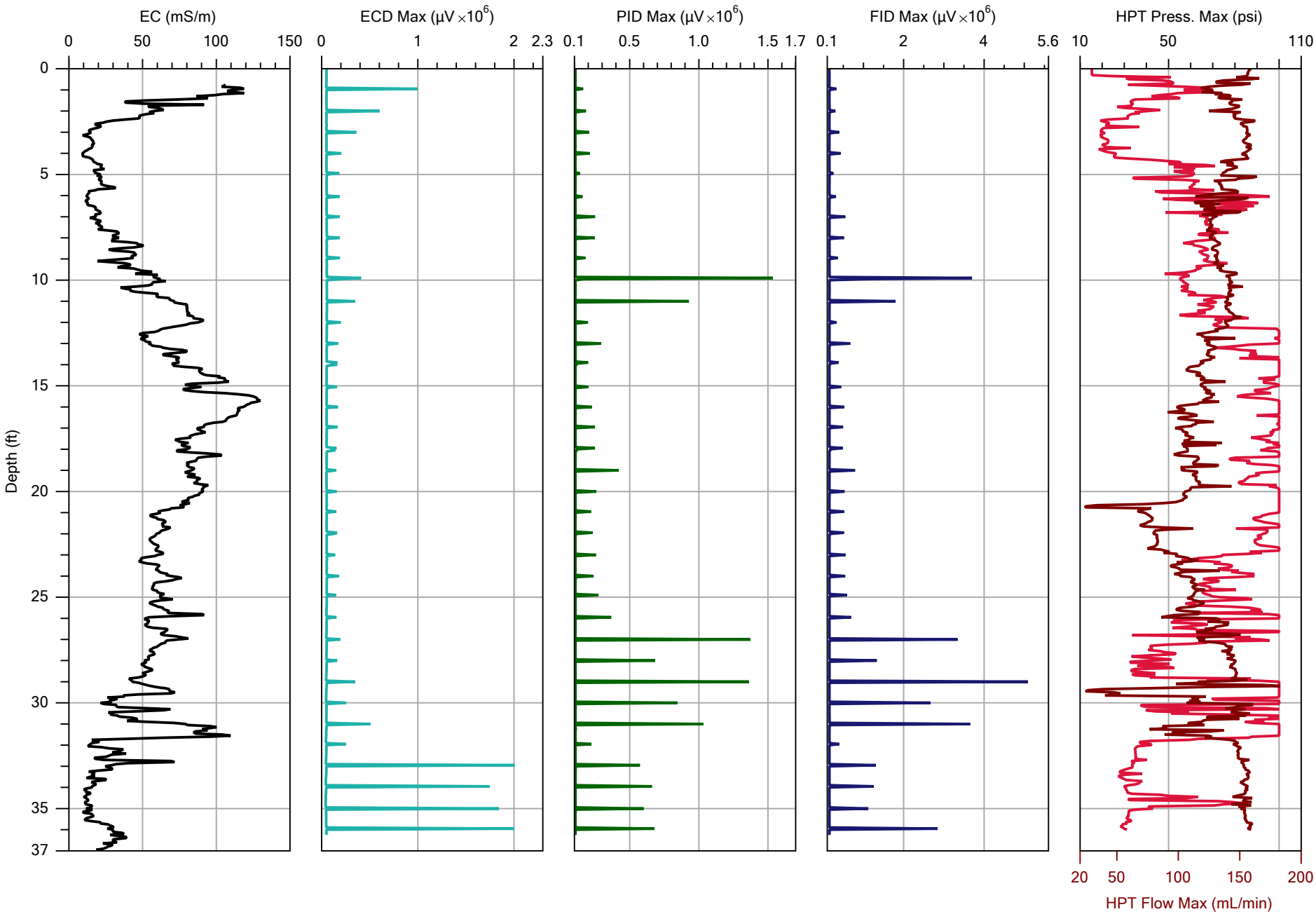

ENVIRON

		File: M341.MHP
Company: Columbia Technologies	Operator: DJM	Date: 8/21/2014
Project ID: Fort Smith	Client: Environ	Location:

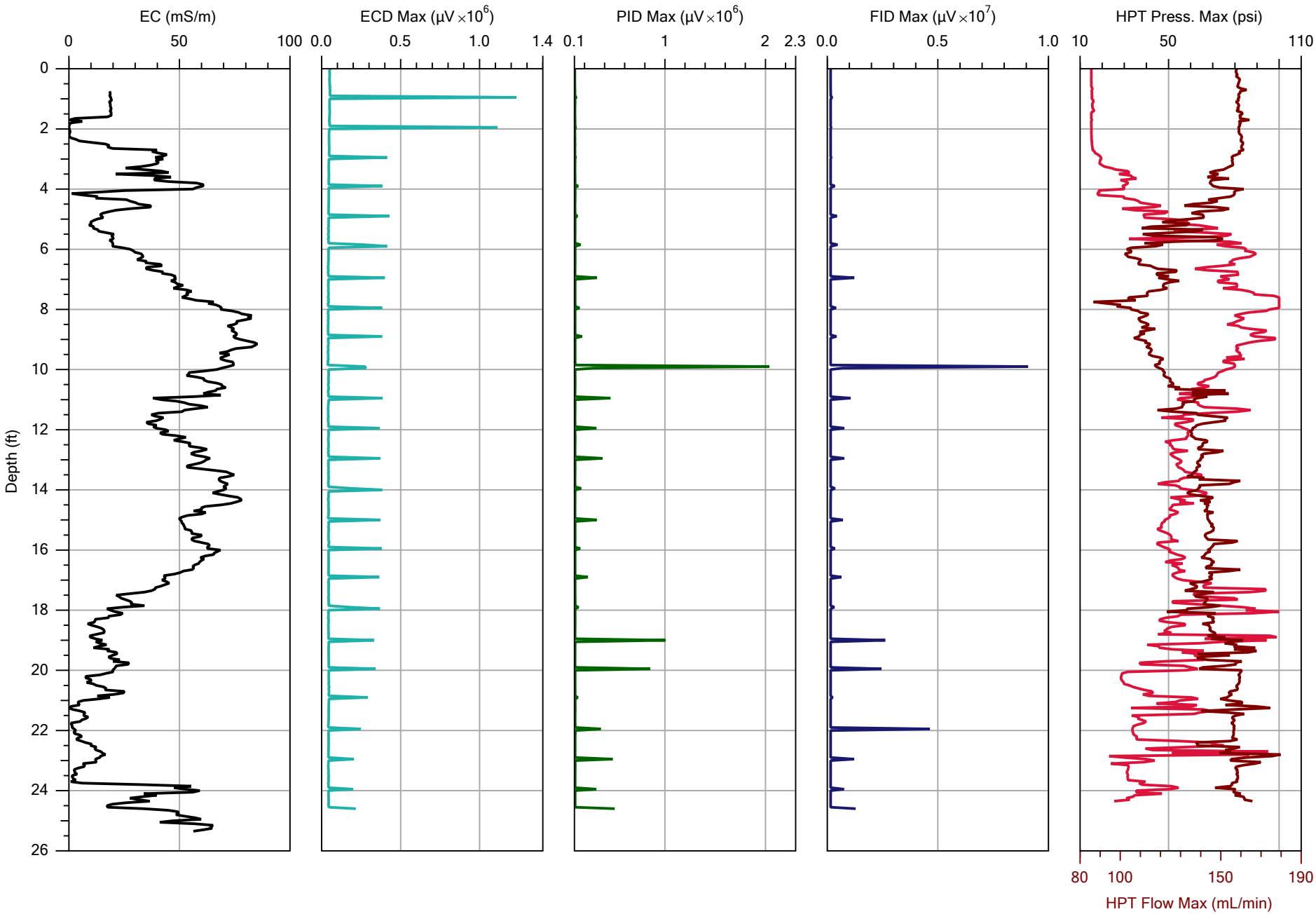

ENVIRON

		File: M342.MHP
Company: Columbia Technologies	Operator: DJM	Date: 8/22/2014
Project ID: Fort Smith	Client: Environ	Location:

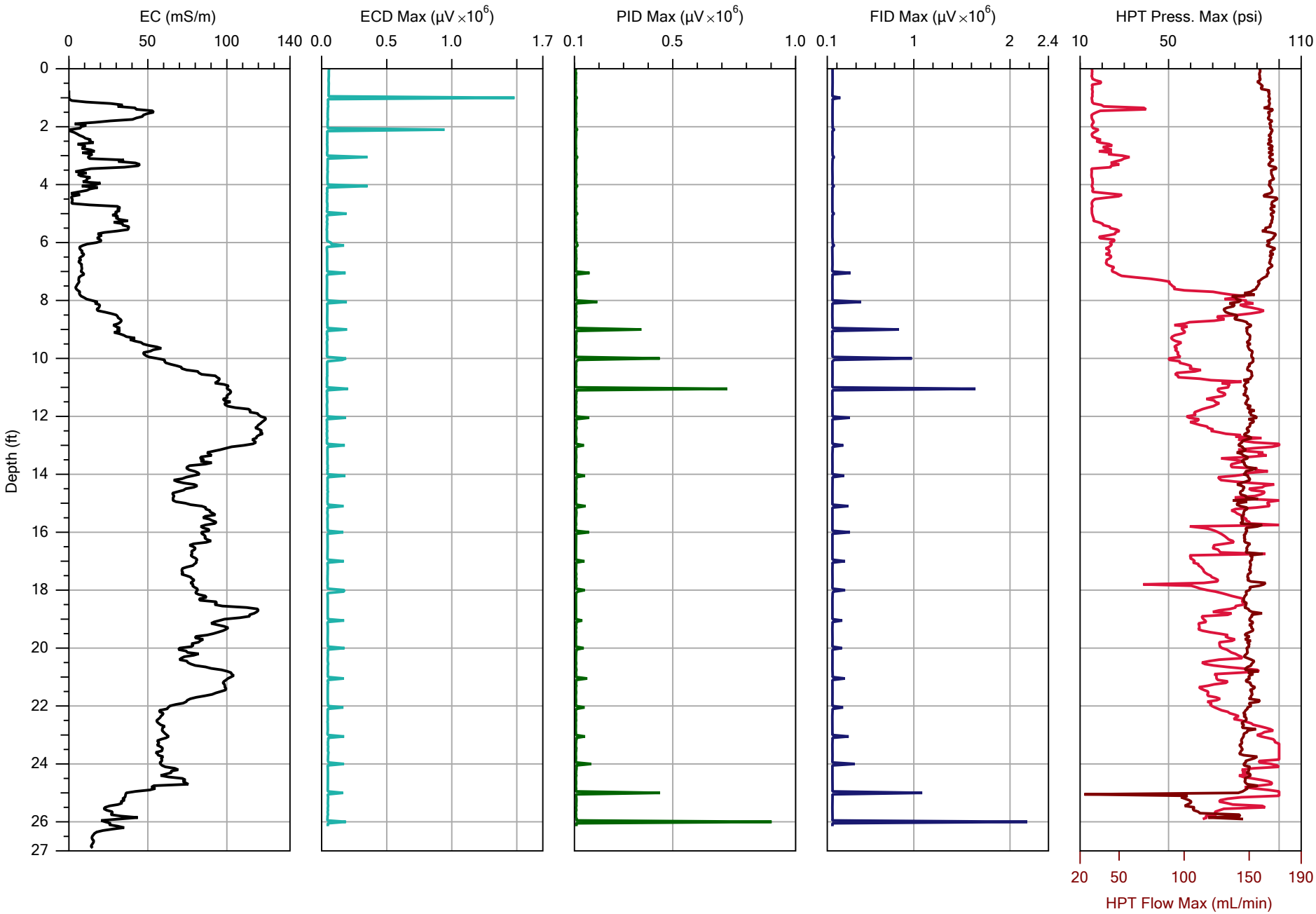

ENVIRON

		File: M343.MHP
Company: Columbia Technologies	Operator: DJM	Date: 8/22/2014
Project ID: Fort Smith	Client: Environ	Location:

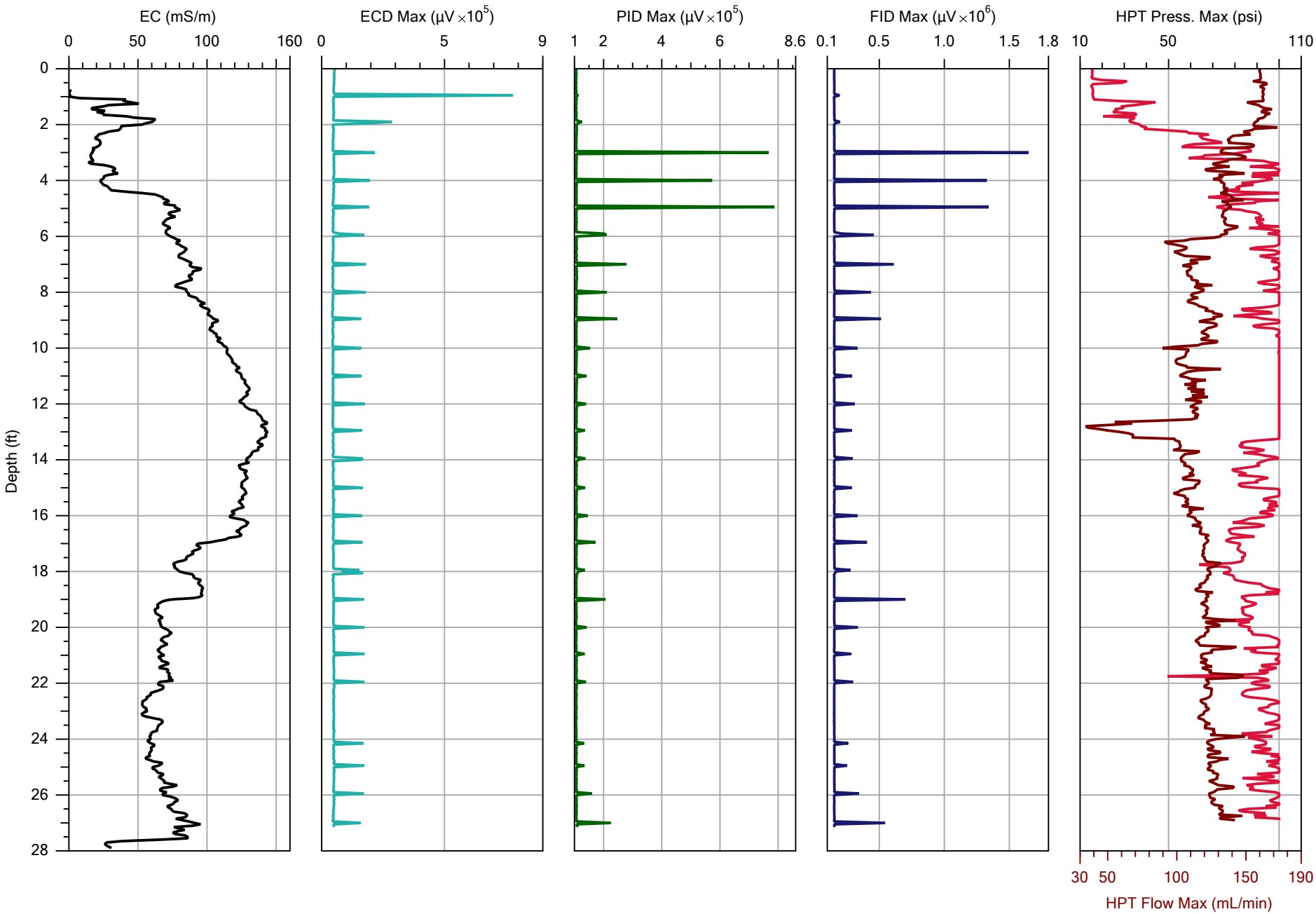

ENVIRON

		File: M344.MHP
Company: Columbia Technologies	Operator: DJM	Date: 8/22/2014
Project ID: Fort Smith	Client: Environ	Location:

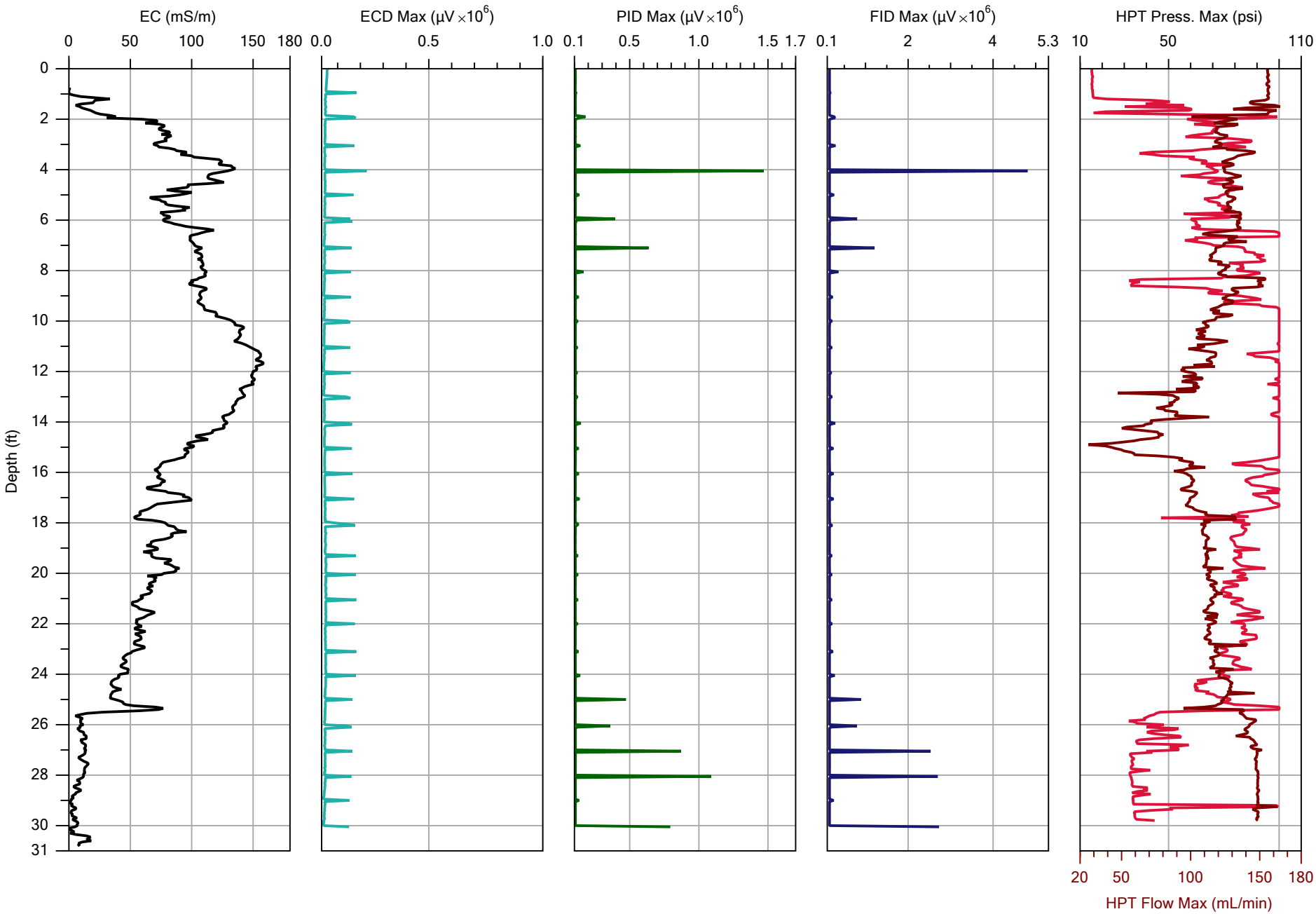

ENVIRON

		File: M345.MHP
Company: Columbia Technologies	Operator: DJM	Date: 8/22/2014
Project ID: Fort Smith	Client: Environ	Location:

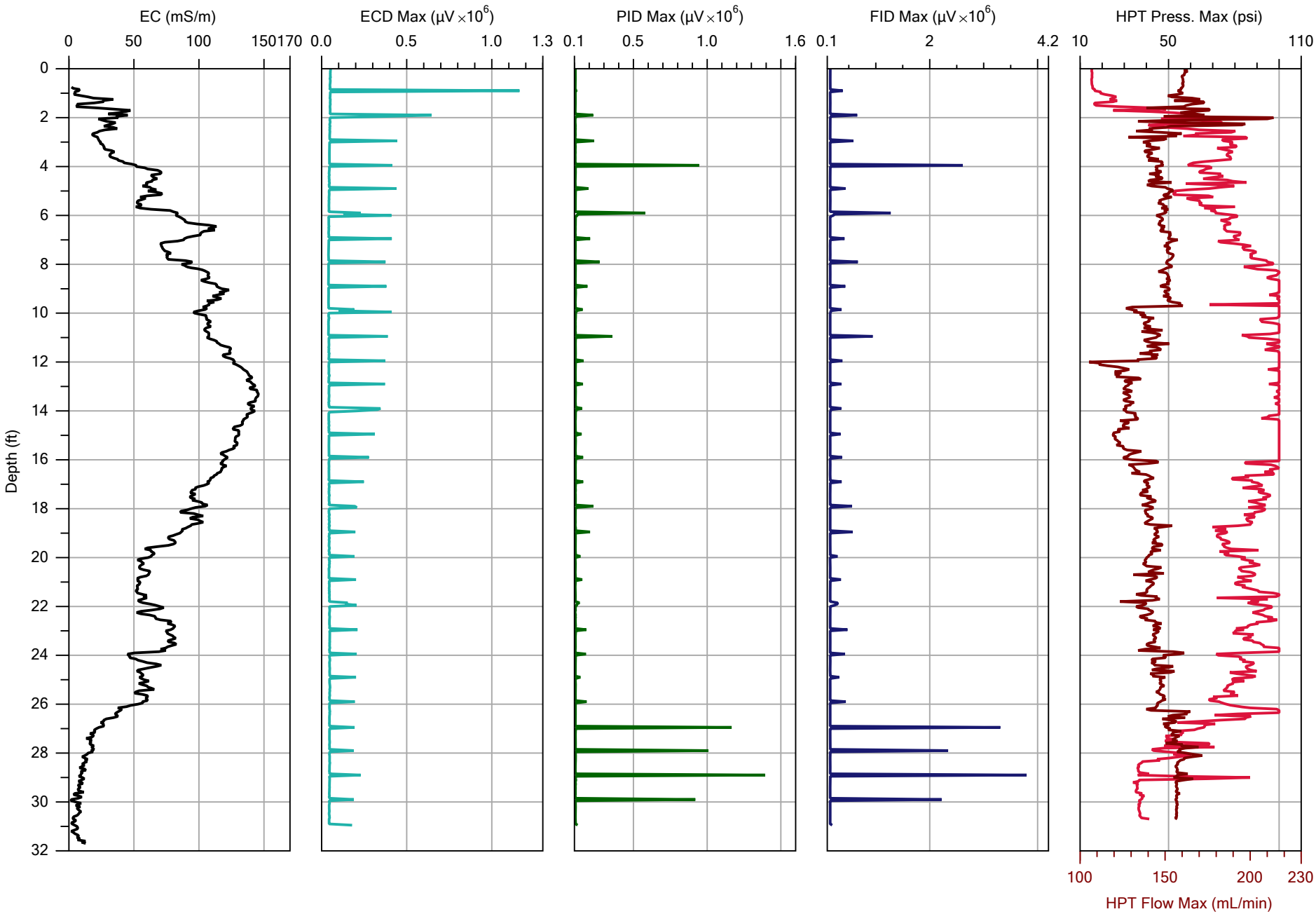

ENVIRON

		File: M346.MHP
Company: Columbia Technologies	Operator: DJM	Date: 8/25/2014
Project ID: Fort Smith	Client: Environ	Location:

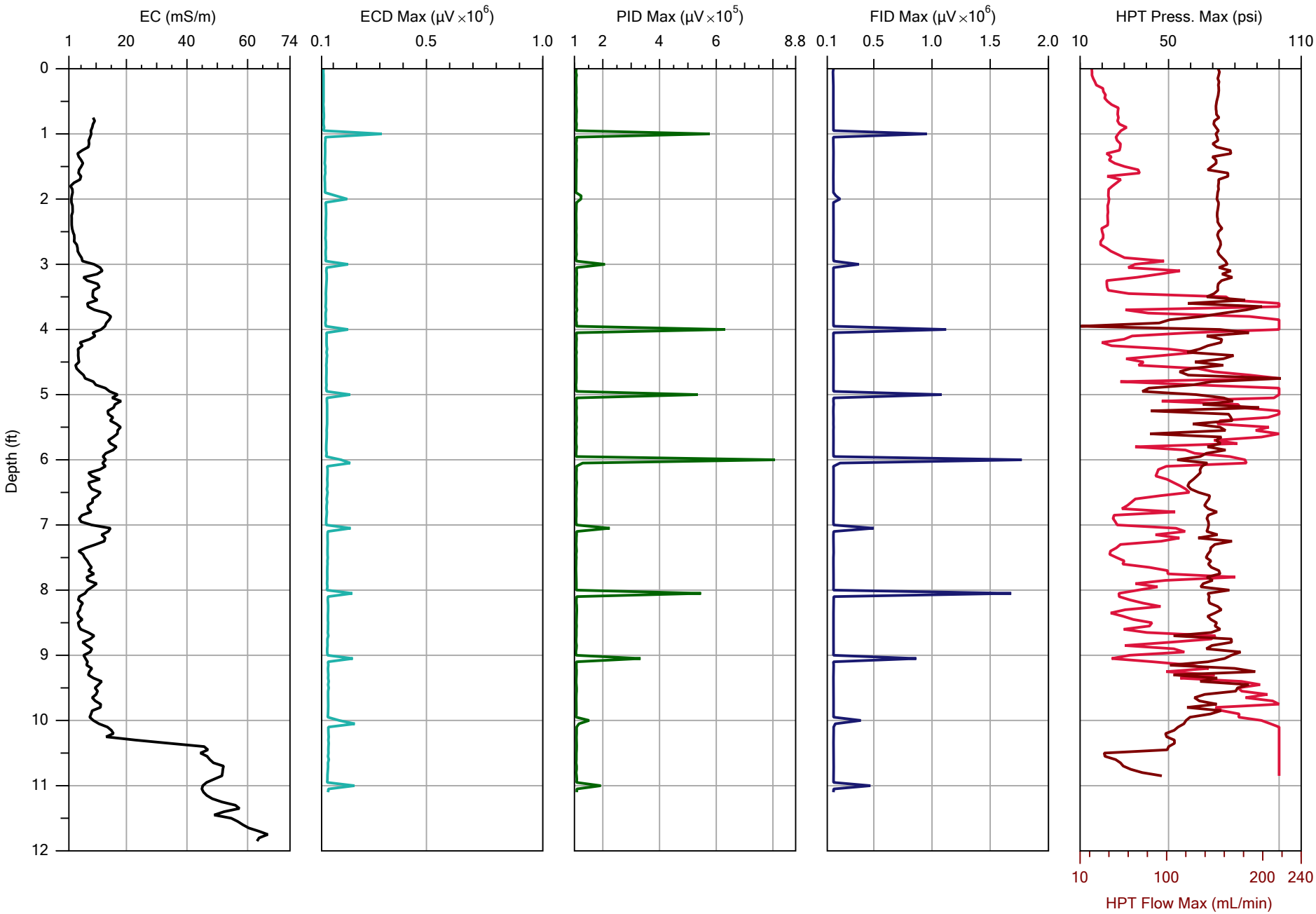

ENVIRON

		File: M347.MHP
Company: Columbia Technologies	Operator: DJM	Date: 8/25/2014
Project ID: Fort Smith	Client: Environ	Location:

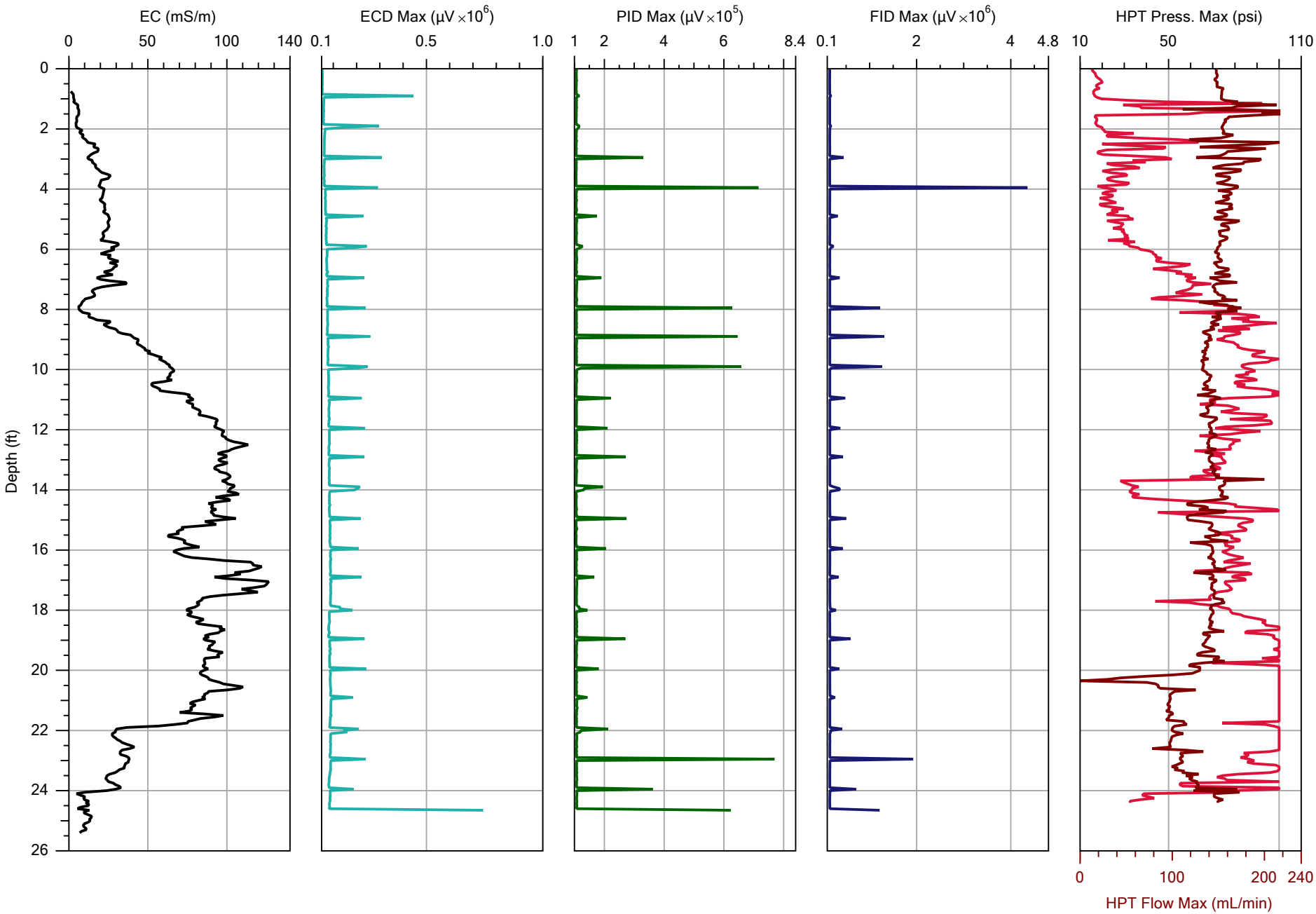

ENVIRON

		File: M348.MHP
Company: Columbia Technologies	Operator: DJM	Date: 8/26/2014
Project ID: Fort Smith	Client: Environ	Location:

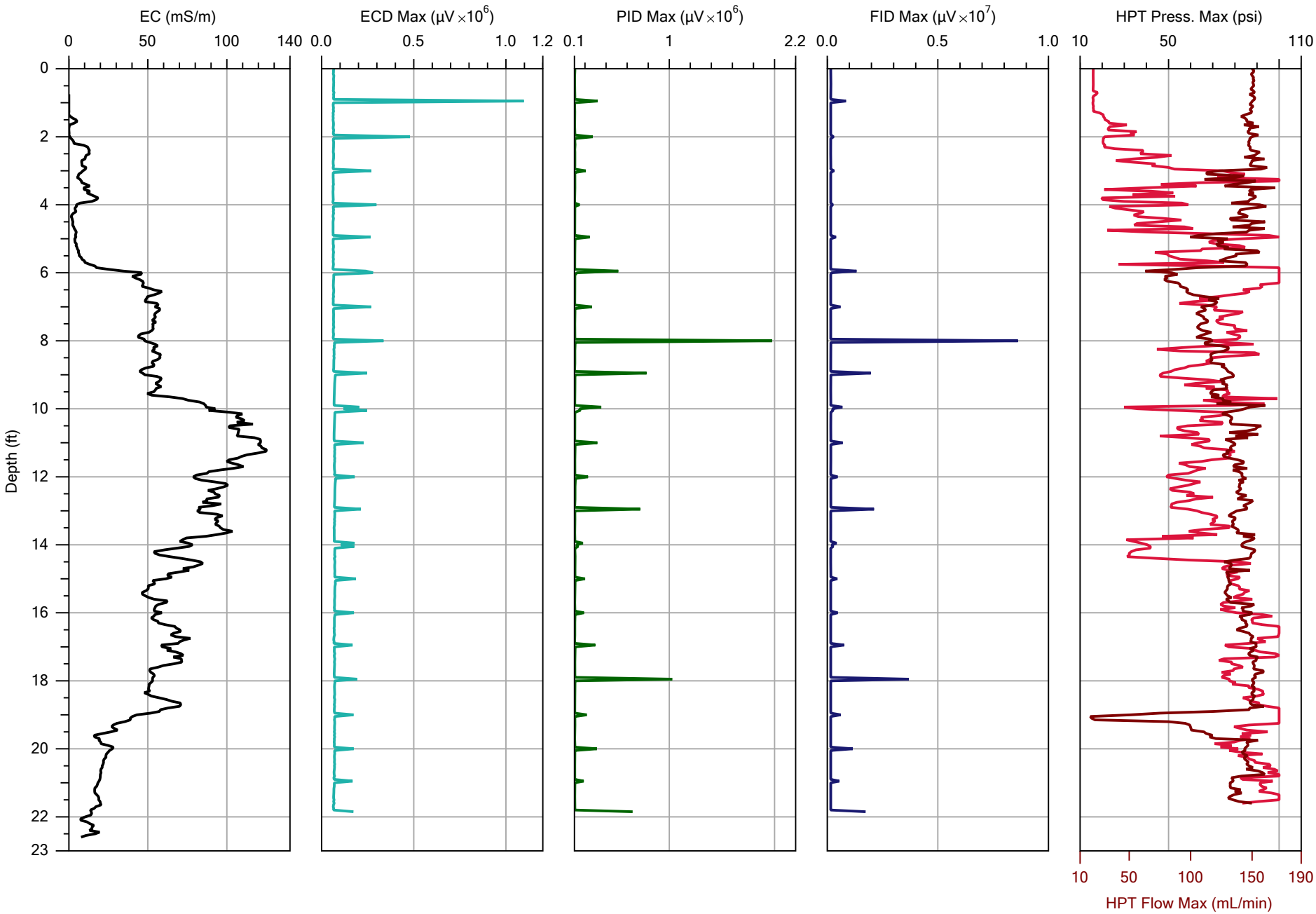

ENVIRON

		File: M349.MHP
Company: Columbia Technologies	Operator: DJM	Date: 8/27/2014
Project ID: Fort Smith	Client: Environ	Location:

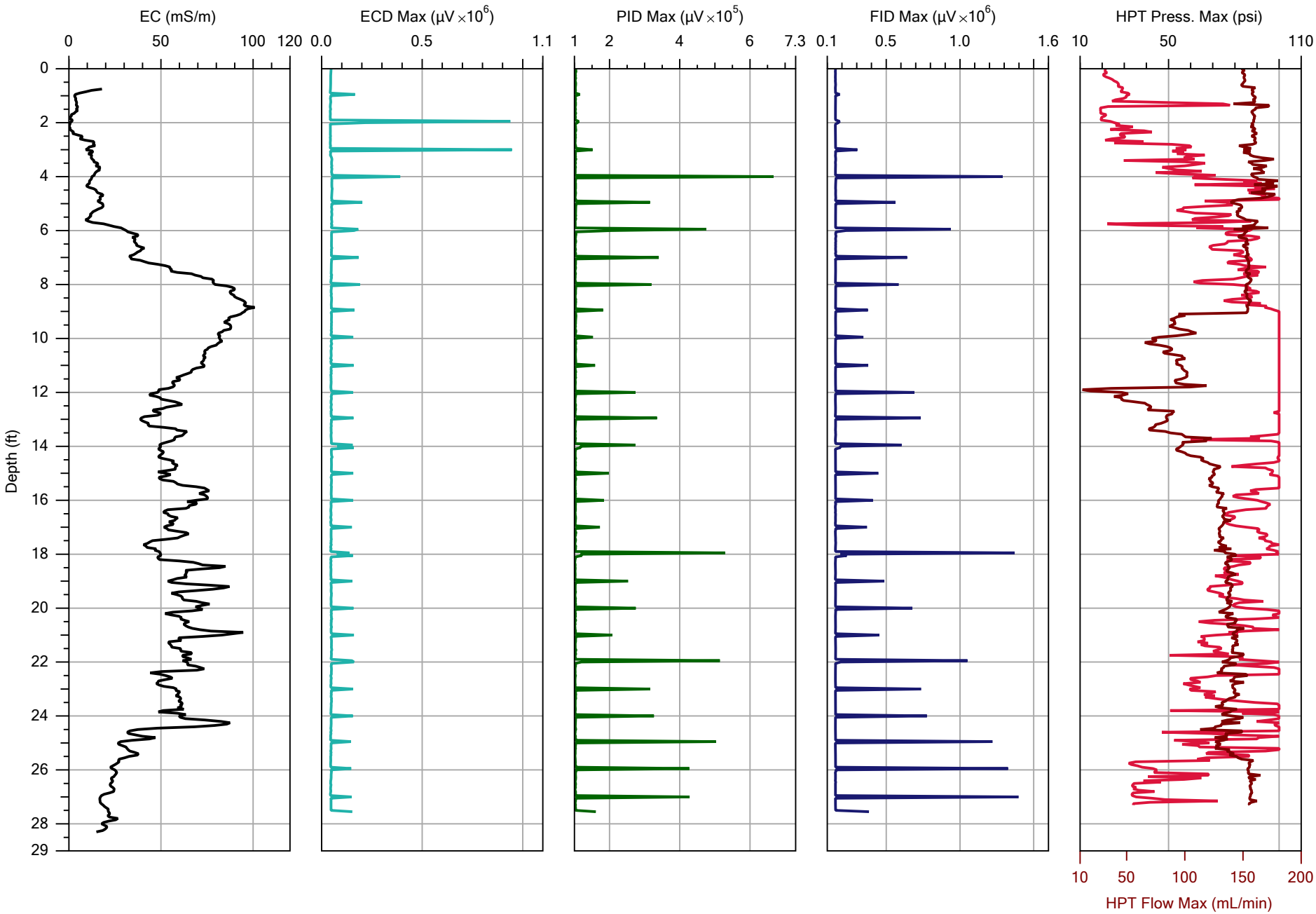

ENVIRON

		File: M350.MHP
Company: Columbia Technologies	Operator: DJM	Date: 8/27/2014
Project ID: Fort Smith	Client: Environ	Location:

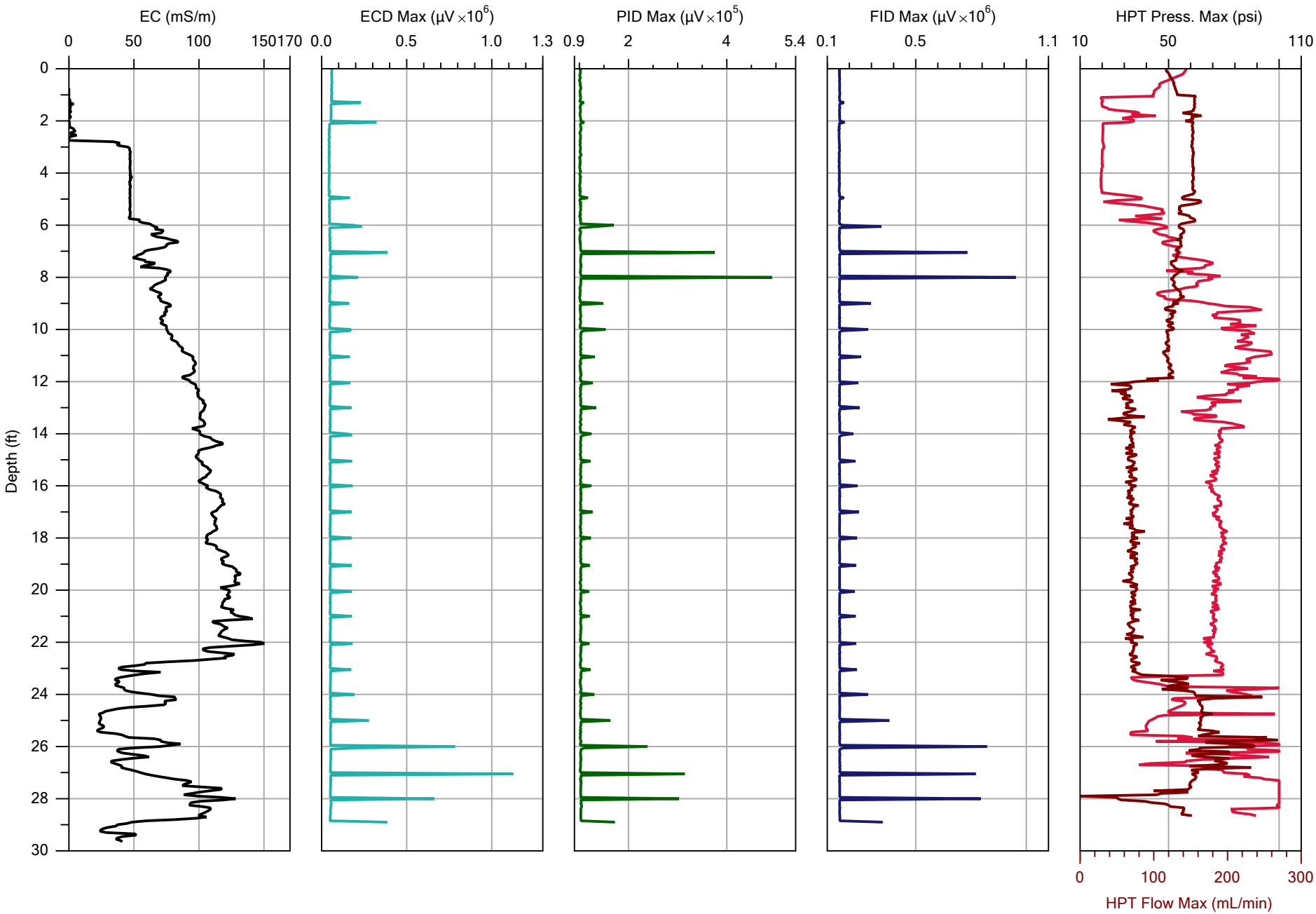

ENVIRON

		File: M351.MHP
Company: Columbia Technologies	Operator: DJM	Date: 8/27/2014
Project ID: Fort Smith	Client: Environ	Location:

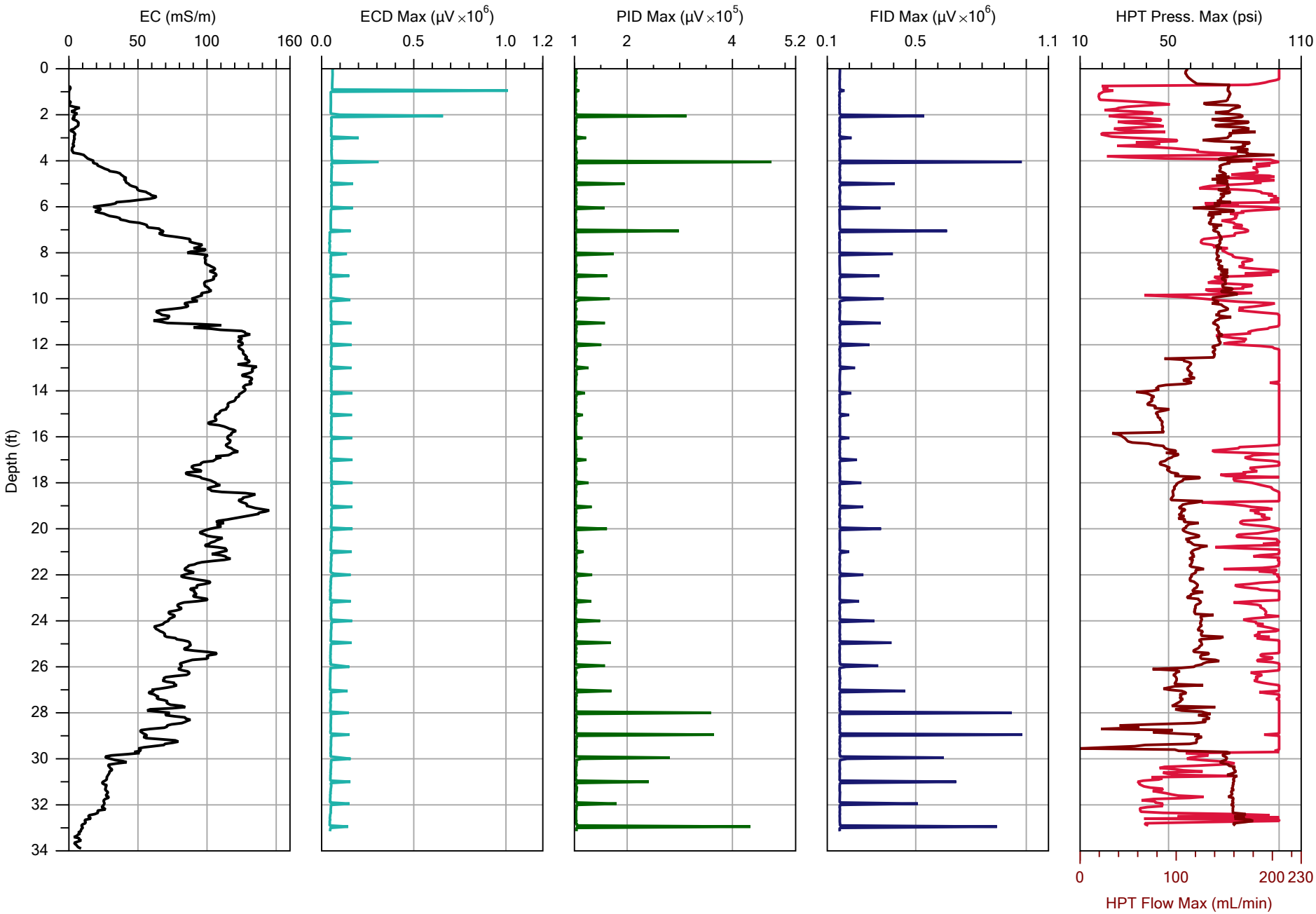

ENVIRON

		File: M352.MHP
Company: Columbia Technologies	Operator: DJM	Date: 8/27/2014
Project ID: Fort Smith	Client: Environ	Location:

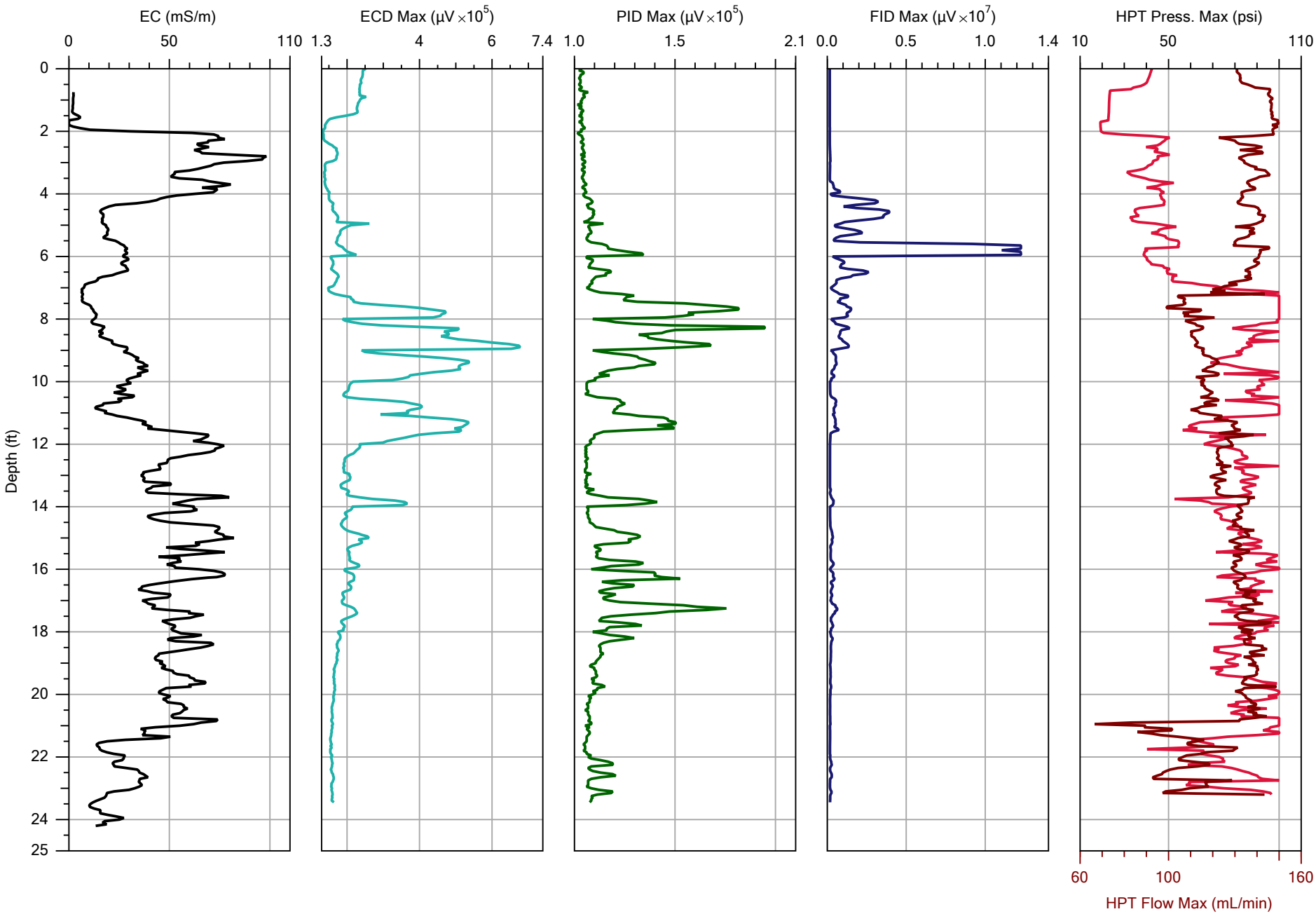

ENVIRON

		File: M353.MHP
Company: Columbia Technologies	Operator: DJM	Date: 8/28/2014
Project ID: Fort Smith	Client: Environ	Location:

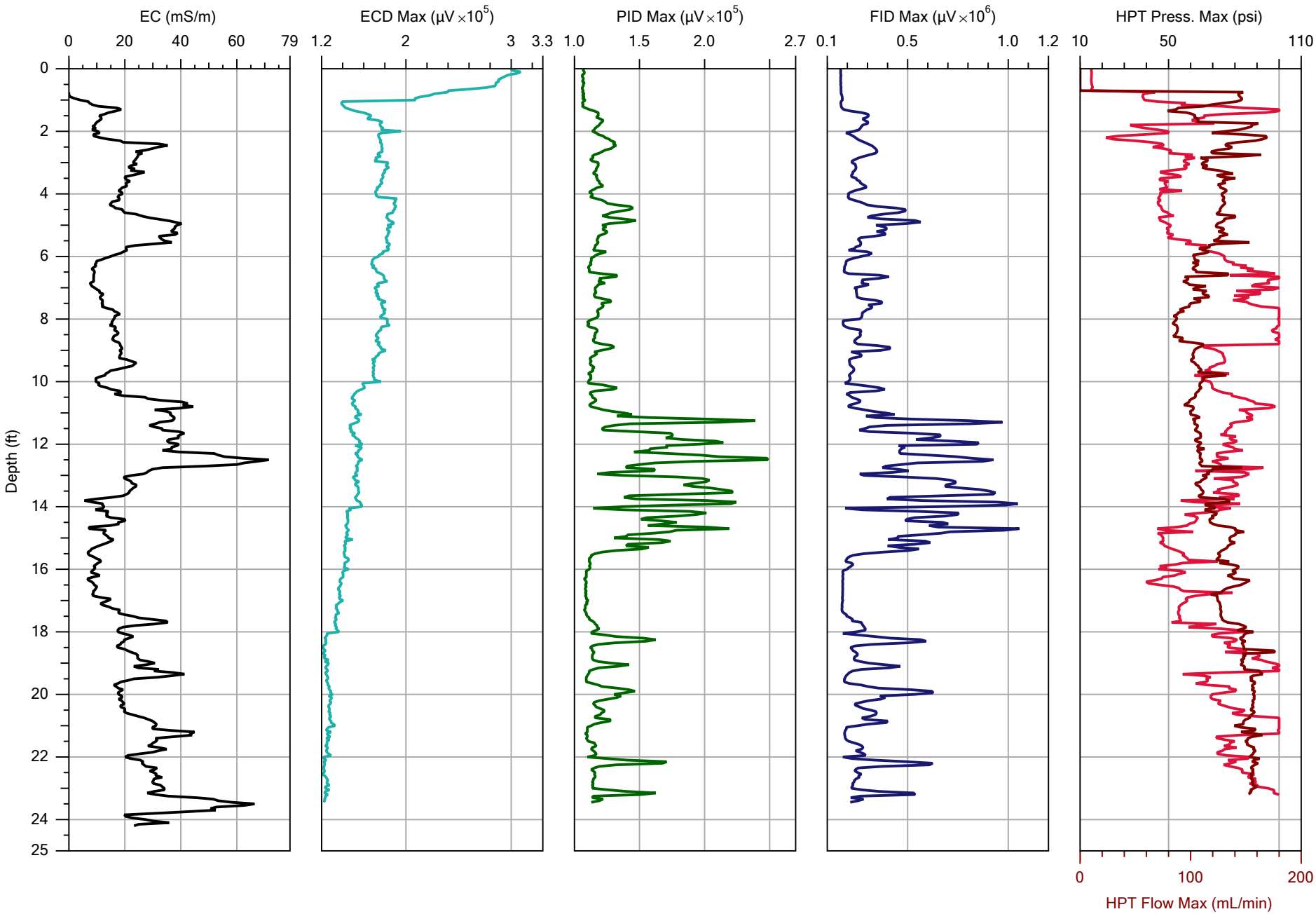

ENVIRON

		File: M354.MHP
Company: Columbia Technologies	Operator: DJM	Date: 8/28/2014
Project ID: Fort Smith	Client: Environ	Location:

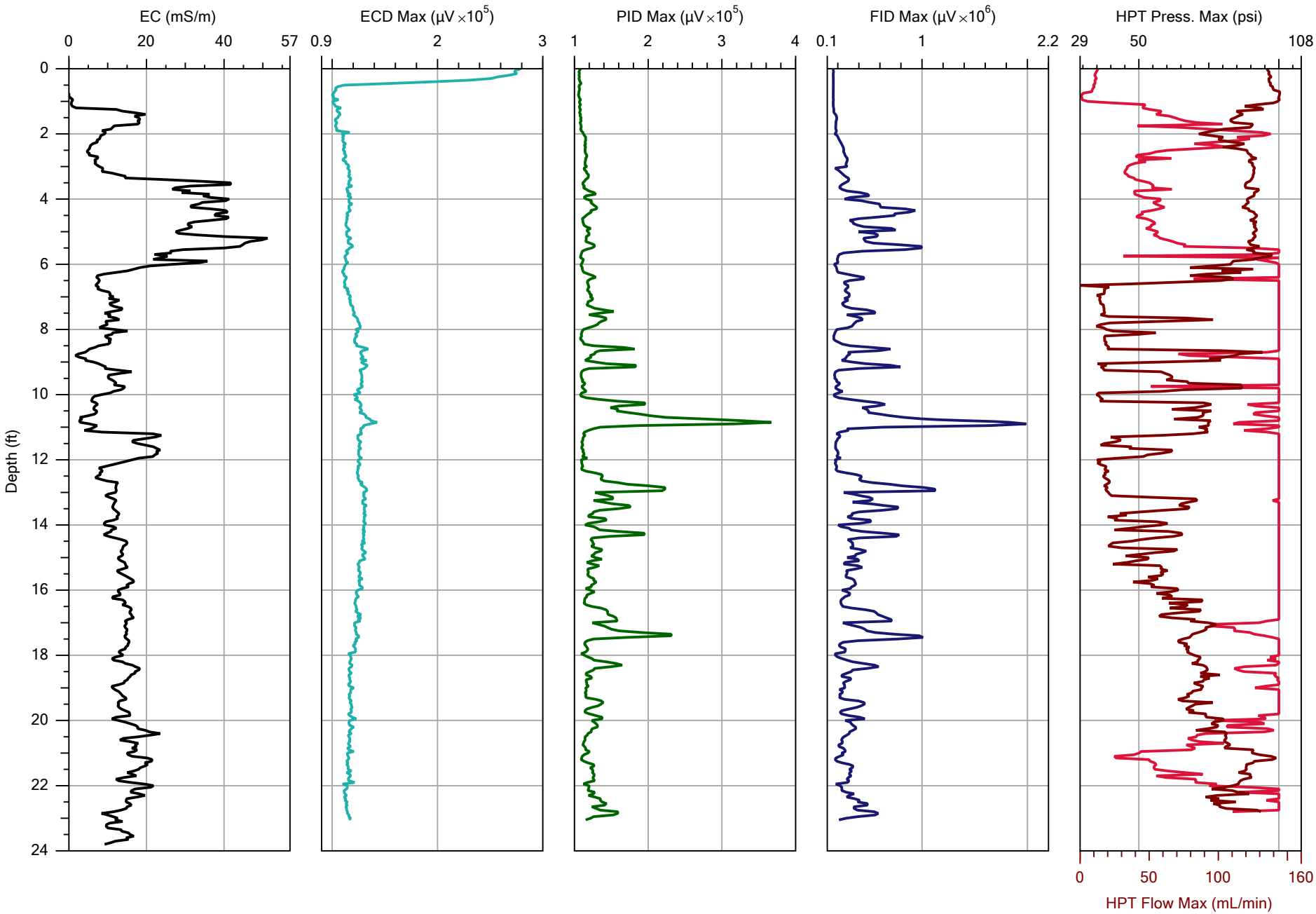

ENVIRON

		File: M355.MHP
Company: Columbia Technologies	Operator: DJM	Date: 8/28/2014
Project ID: Fort Smith	Client: Environ	Location:

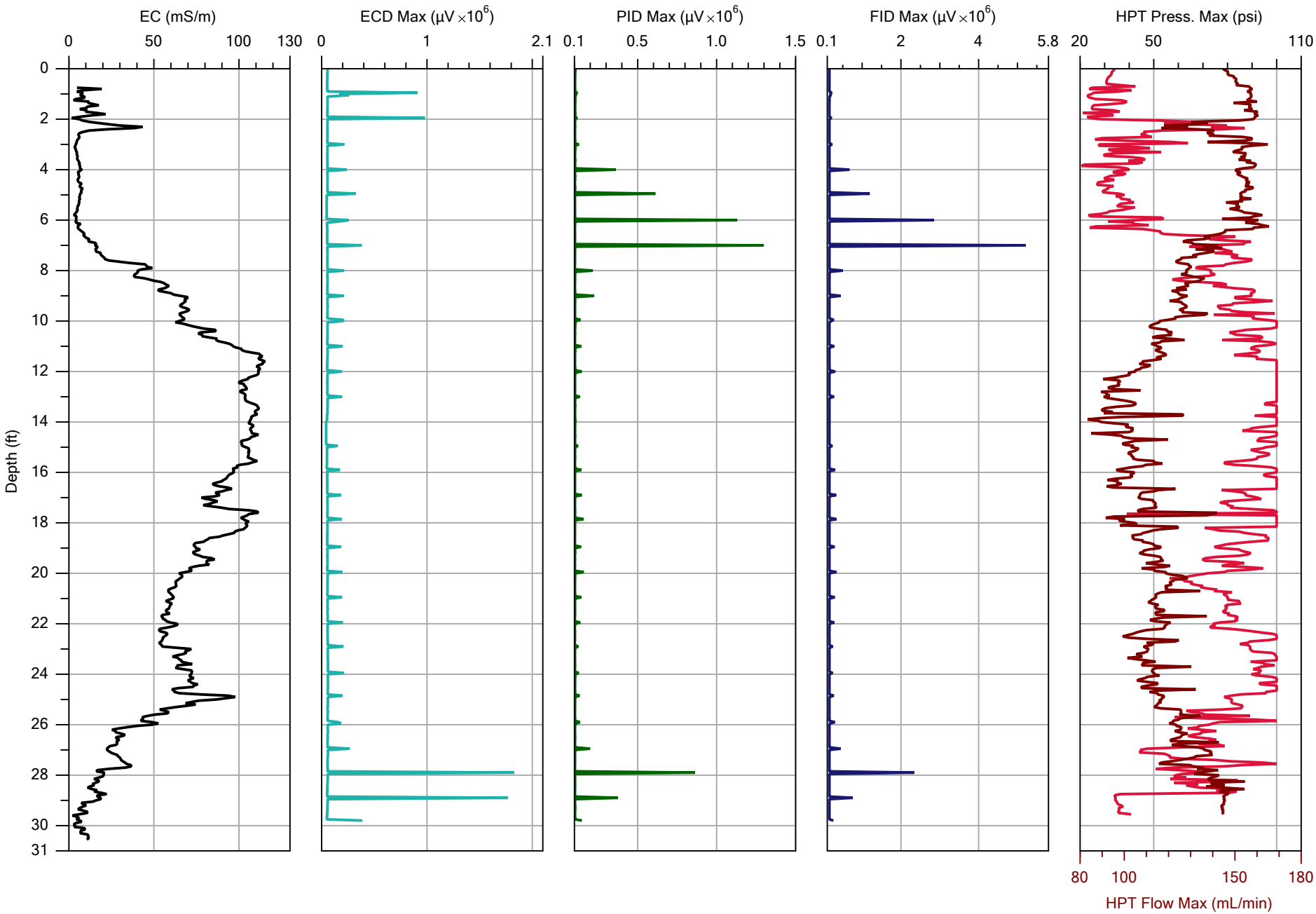

ENVIRON

		File: M356.MHP
Company: Columbia Technologies	Operator: DJM	Date: 8/28/2014
Project ID: Fort Smith	Client: Environ	Location:

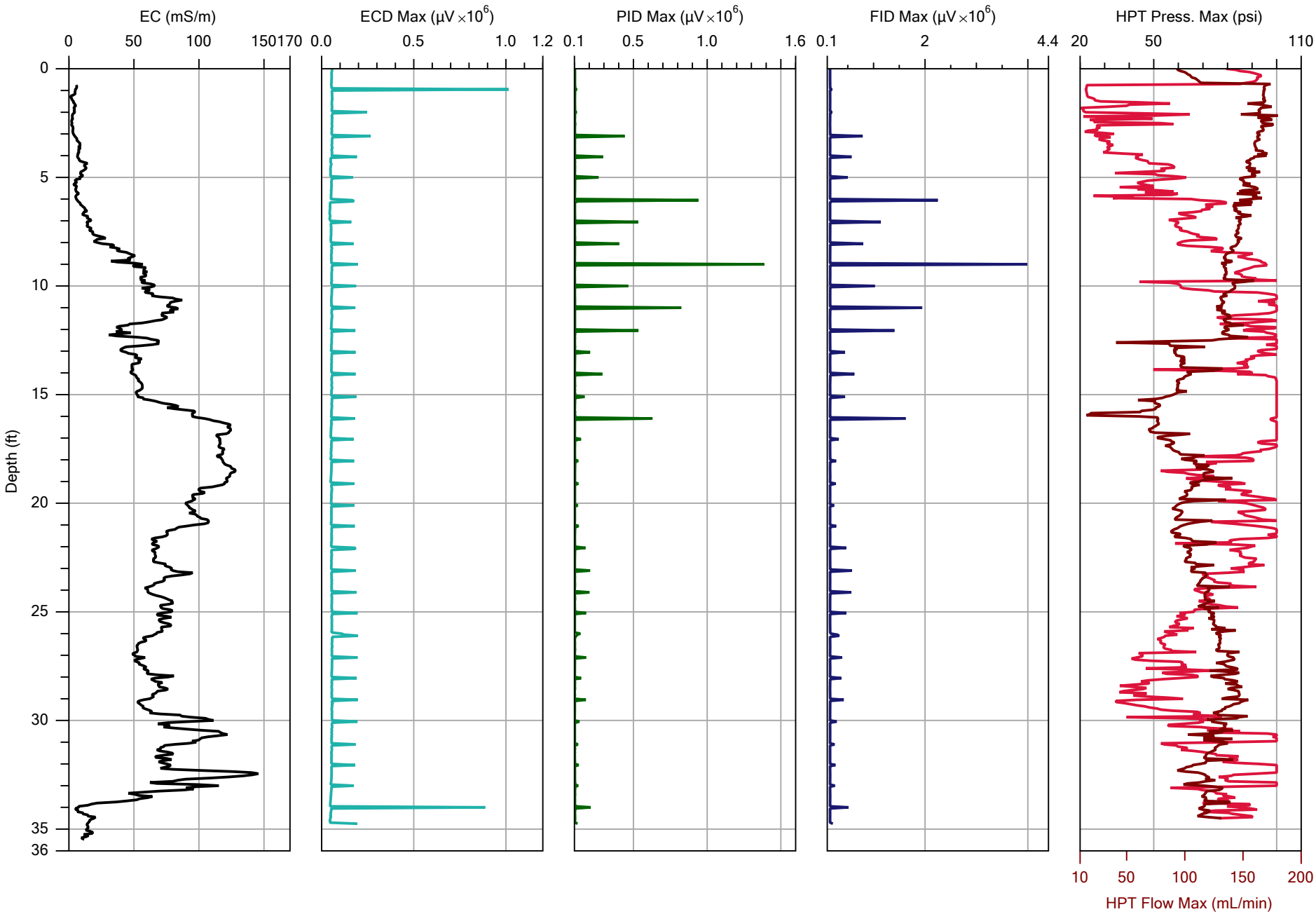

ENVIRON

		File: M357.MHP
Company: Columbia Technologies	Operator: DJM	Date: 8/28/2014
Project ID: Fort Smith	Client: Environ	Location:

Appendix B
Soil and Groundwater Analytical Results

Pace Analytical Services, Inc.
9608 Loiret Blvd.
Lenexa, KS 66219
(913)599-5665

August 14, 2014

Wendy Stonestreet
Environ International Corporation
7500 College Blvd Ste 925
Overland Park, KS 66210

RE: Project: Ft. Smith, AR
Pace Project No.: 60175122

Dear Wendy Stonestreet:
Enclosed are the analytical results for sample(s) received by the laboratory on August 06, 2014. The results relate only to the samples included in this report. Results reported herein conform to the most current TNI standards and the laboratory's Quality Assurance Manual, where applicable, unless otherwise noted in the body of the report.

If you have any questions concerning this report, please feel free to contact me.

Sincerely,

Mary Jane Walls
maryjane.walls@pacelabs.com
PM Lab Management

Enclosures

cc: EDD, Environ_AR
Tamara Gleason, ENVIRON International Corporation

This report shall not be reproduced, except in full,
without the written consent of Pace Analytical Services, Inc..

Pace Analytical Services, Inc.
9608 Loiret Blvd.
Lenexa, KS 66219
(913)599-5665

CERTIFICATIONS

Project: Ft. Smith, AR
Pace Project No.: 60175122

Kansas Certification IDs
9608 Loiret Boulevard, Lenexa, KS 66219
WY STR Certification #: 2456.01
Arkansas Certification #: 13-012-0
Illinois Certification #: 003097
Iowa Certification #: 118
Kansas/NELAP Certification #: E-10116
Louisiana Certification #: 03055
Nevada Certification #: KS000212008A
Oklahoma Certification #: 9205/9935
Texas Certification #: T104704407
Utah Certification #: KS00021

This report shall not be reproduced, except in full,
without the written consent of Pace Analytical Services, Inc..

Pace Analytical Services, Inc.
9608 Loiret Blvd.
Lenexa, KS 66219
(913)599-5665

SAMPLE SUMMARY

Project: Ft. Smith, AR
Pace Project No.: 60175122

Lab ID	Sample ID	Matrix	Date Collected	Date Received
60175122001	**DP-38 (5.0 FT) - 082014**	Solid	08/05/14 14:35	08/06/14 08:45
60175122002	**DP-38 (14.5 FT) - 082014**	Solid	08/05/14 14:50	08/06/14 08:45
60175122003	**DP-38 (18.0 FT) - 082014**	Solid	08/05/14 15:00	08/06/14 08:45
60175122004	**DP-38 (22.0 FT) - 082014**	Solid	08/05/14 15:15	08/06/14 08:45
60175122005	**DP-38 (25.0 FT) - 082014**	Solid	08/05/14 15:30	08/06/14 08:45
60175122006	**TB11-20140805**	Solid	08/05/14 17:20	08/06/14 08:45

This report shall not be reproduced, except in full,
without the written consent of Pace Analytical Services, Inc..

Pace Analytical Services, Inc.
9608 Loiret Blvd.
Lenexa, KS 66219
(913)599-5665

SAMPLE ANALYTE COUNT

Project: Ft. Smith, AR
Pace Project No.: 60175122

Lab ID	Sample ID	Method	Analysts	Analytes Reported
60175122001	**DP-38 (5.0 FT) - 082014**	EPA 8260	JKL	37
		ASTM D2974	DWC	1
60175122002	**DP-38 (14.5 FT) - 082014**	EPA 8260	JKL	37
		ASTM D2974	DWC	1
60175122003	**DP-38 (18.0 FT) - 082014**	EPA 8260	JKL	37
		ASTM D2974	DWC	1
60175122004	**DP-38 (22.0 FT) - 082014**	EPA 8260	JKL	37
		ASTM D2974	DWC	1
60175122005	**DP-38 (25.0 FT) - 082014**	EPA 8260	JKL	37
		ASTM D2974	DWC	1
60175122006	**TB11-20140805**	EPA 8260	JKL	37

This report shall not be reproduced, except in full,
without the written consent of Pace Analytical Services, Inc..

Pace Analytical Services, Inc.
9608 Loiret Blvd.
Lenexa, KS 66219
(913)599-5665

PROJECT NARRATIVE

Project: Ft. Smith, AR
Pace Project No.: 60175122

Method: **EPA 8260**
Description: 8260 MSV 5035A VOA
Client: Environ_AR
Date: August 14, 2014

General Information:
6 samples were analyzed for EPA 8260. All samples were received in acceptable condition with any exceptions noted below.

Hold Time:
The samples were analyzed within the method required hold times with any exceptions noted below.

Initial Calibrations (including MS Tune as applicable):
All criteria were within method requirements with any exceptions noted below.

Continuing Calibration:
All criteria were within method requirements with any exceptions noted below.

Internal Standards:
All internal standards were within QC limits with any exceptions noted below.

Surrogates:
All surrogates were within QC limits with any exceptions noted below.

Method Blank:
All analytes were below the report limit in the method blank, where applicable, with any exceptions noted below.

Laboratory Control Spike:
All laboratory control spike compounds were within QC limits with any exceptions noted below.

QC Batch: MSV/63457

L0: Analyte recovery in the laboratory control sample (LCS) was outside QC limits.

- LCS (Lab ID: 1422645)
  - Bromomethane
  - Chloromethane

Matrix Spikes:
All percent recoveries and relative percent differences (RPDs) were within acceptance criteria with any exceptions noted below.

QC Batch: MSV/63457

A matrix spike/matrix spike duplicate was not performed due to insufficient sample volume.

Additional Comments:

This data package has been reviewed for quality and completeness and is approved for release.

This report shall not be reproduced, except in full,
without the written consent of Pace Analytical Services, Inc..

Pace Analytical Services, Inc.
9608 Loiret Blvd.
Lenexa, KS 66219
(913)599-5665

ANALYTICAL RESULTS

Project: Ft. Smith, AR
Pace Project No.: 60175122

Sample: DP-38 (5.0 FT) - 082014 **Lab ID: 60175122001** Collected: 08/05/14 14:35 Received: 08/06/14 08:45 Matrix: Solid

Results reported on a "dry-weight" basis

Parameters	Results	Units	Report Limit	MDL	DF	Prepared	Analyzed	CAS No.	Qual
8260 MSV 5035A VOA	Analytical Method: EPA 8260								
Acetone	ND	ug/kg	21.4	10.7	1		08/08/14 18:55	67-64-1	
Benzene	ND	ug/kg	5.4	2.7	1		08/08/14 18:55	71-43-2	
Bromodichloromethane	ND	ug/kg	5.4	2.7	1		08/08/14 18:55	75-27-4	
Bromoform	ND	ug/kg	5.4	2.7	1		08/08/14 18:55	75-25-2	
Bromomethane	ND	ug/kg	5.4	2.7	1		08/08/14 18:55	74-83-9	L3
2-Butanone (MEK)	ND	ug/kg	10.7	5.4	1		08/08/14 18:55	78-93-3	
Carbon disulfide	ND	ug/kg	5.4	2.7	1		08/08/14 18:55	75-15-0	
Carbon tetrachloride	ND	ug/kg	5.4	2.7	1		08/08/14 18:55	56-23-5	
Chlorobenzene	ND	ug/kg	5.4	2.7	1		08/08/14 18:55	108-90-7	
Chloroethane	ND	ug/kg	5.4	2.7	1		08/08/14 18:55	75-00-3	
Chloroform	ND	ug/kg	5.4	2.7	1		08/08/14 18:55	67-66-3	
Chloromethane	ND	ug/kg	5.4	2.7	1		08/08/14 18:55	74-87-3	L3
Dibromochloromethane	ND	ug/kg	5.4	2.7	1		08/08/14 18:55	124-48-1	
1,1-Dichloroethane	ND	ug/kg	5.4	2.7	1		08/08/14 18:55	75-34-3	
1,2-Dichloroethane	ND	ug/kg	5.4	2.7	1		08/08/14 18:55	107-06-2	
1,1-Dichloroethene	ND	ug/kg	5.4	2.7	1		08/08/14 18:55	75-35-4	
cis-1,2-Dichloroethene	ND	ug/kg	5.4	2.7	1		08/08/14 18:55	156-59-2	
trans-1,2-Dichloroethene	ND	ug/kg	5.4	2.7	1		08/08/14 18:55	156-60-5	
1,2-Dichloropropane	ND	ug/kg	5.4	2.7	1		08/08/14 18:55	78-87-5	
cis-1,3-Dichloropropene	ND	ug/kg	5.4	2.7	1		08/08/14 18:55	10061-01-5	
trans-1,3-Dichloropropene	ND	ug/kg	5.4	2.7	1		08/08/14 18:55	10061-02-6	
Ethylbenzene	ND	ug/kg	5.4	2.7	1		08/08/14 18:55	100-41-4	
2-Hexanone	ND	ug/kg	21.4	10.7	1		08/08/14 18:55	591-78-6	
Methylene chloride	ND	ug/kg	5.4	2.7	1		08/08/14 18:55	75-09-2	
4-Methyl-2-pentanone (MIBK)	ND	ug/kg	10.7	5.4	1		08/08/14 18:55	108-10-1	
Styrene	ND	ug/kg	5.4	2.7	1		08/08/14 18:55	100-42-5	
1,1,2,2-Tetrachloroethane	ND	ug/kg	5.4	2.7	1		08/08/14 18:55	79-34-5	
Tetrachloroethene	ND	ug/kg	5.4	2.7	1		08/08/14 18:55	127-18-4	
Toluene	ND	ug/kg	5.4	2.7	1		08/08/14 18:55	108-88-3	
1,1,1-Trichloroethane	ND	ug/kg	5.4	2.7	1		08/08/14 18:55	71-55-6	
1,1,2-Trichloroethane	ND	ug/kg	5.4	2.7	1		08/08/14 18:55	79-00-5	
Trichloroethene	ND	ug/kg	5.4	2.7	1		08/08/14 18:55	79-01-6	
Vinyl chloride	ND	ug/kg	5.4	2.7	1		08/08/14 18:55	75-01-4	
Xylene (Total)	ND	ug/kg	5.4	2.7	1		08/08/14 18:55	1330-20-7	
Surrogates									
Toluene-d8 (S)	106	%	80-120		1		08/08/14 18:55	2037-26-5	
4-Bromofluorobenzene (S)	104	%	76-123		1		08/08/14 18:55	460-00-4	
1,2-Dichloroethane-d4 (S)	115	%	75-129		1		08/08/14 18:55	17060-07-0	
Percent Moisture	Analytical Method: ASTM D2974								
Percent Moisture	**19.1**	%	0.50	0.50	1		08/08/14 00:00		

This report shall not be reproduced, except in full,
without the written consent of Pace Analytical Services, Inc..

Pace Analytical Services, Inc.
9608 Loiret Blvd.
Lenexa, KS 66219
(913)599-5665

ANALYTICAL RESULTS

Project: Ft. Smith, AR
Pace Project No.: 60175122

Sample: DP-38 (14.5 FT) - 082014 **Lab ID: 60175122002** Collected: 08/05/14 14:50 Received: 08/06/14 08:45 Matrix: Solid

Results reported on a "dry-weight" basis

Parameters	Results	Units	Report Limit	MDL	DF	Prepared	Analyzed	CAS No.	Qual
8260 MSV 5035A VOA	Analytical Method: EPA 8260								
Acetone	ND	ug/kg	18.7	9.3	1		08/08/14 19:11	67-64-1	
Benzene	ND	ug/kg	4.7	2.3	1		08/08/14 19:11	71-43-2	
Bromodichloromethane	ND	ug/kg	4.7	2.3	1		08/08/14 19:11	75-27-4	
Bromoform	ND	ug/kg	4.7	2.3	1		08/08/14 19:11	75-25-2	
Bromomethane	ND	ug/kg	4.7	2.3	1		08/08/14 19:11	74-83-9	L3
2-Butanone (MEK)	ND	ug/kg	9.3	4.7	1		08/08/14 19:11	78-93-3	
Carbon disulfide	ND	ug/kg	4.7	2.3	1		08/08/14 19:11	75-15-0	
Carbon tetrachloride	ND	ug/kg	4.7	2.3	1		08/08/14 19:11	56-23-5	
Chlorobenzene	ND	ug/kg	4.7	2.3	1		08/08/14 19:11	108-90-7	
Chloroethane	ND	ug/kg	4.7	2.3	1		08/08/14 19:11	75-00-3	
Chloroform	ND	ug/kg	4.7	2.3	1		08/08/14 19:11	67-66-3	
Chloromethane	ND	ug/kg	4.7	2.3	1		08/08/14 19:11	74-87-3	L3
Dibromochloromethane	ND	ug/kg	4.7	2.3	1		08/08/14 19:11	124-48-1	
1,1-Dichloroethane	ND	ug/kg	4.7	2.3	1		08/08/14 19:11	75-34-3	
1,2-Dichloroethane	ND	ug/kg	4.7	2.3	1		08/08/14 19:11	107-06-2	
1,1-Dichloroethene	ND	ug/kg	4.7	2.3	1		08/08/14 19:11	75-35-4	
cis-1,2-Dichloroethene	**19.5**	ug/kg	4.7	2.3	1		08/08/14 19:11	156-59-2	
trans-1,2-Dichloroethene	ND	ug/kg	4.7	2.3	1		08/08/14 19:11	156-60-5	
1,2-Dichloropropane	ND	ug/kg	4.7	2.3	1		08/08/14 19:11	78-87-5	
cis-1,3-Dichloropropene	ND	ug/kg	4.7	2.3	1		08/08/14 19:11	10061-01-5	
trans-1,3-Dichloropropene	ND	ug/kg	4.7	2.3	1		08/08/14 19:11	10061-02-6	
Ethylbenzene	ND	ug/kg	4.7	2.3	1		08/08/14 19:11	100-41-4	
2-Hexanone	ND	ug/kg	18.7	9.3	1		08/08/14 19:11	591-78-6	
Methylene chloride	ND	ug/kg	4.7	2.3	1		08/08/14 19:11	75-09-2	
4-Methyl-2-pentanone (MIBK)	ND	ug/kg	9.3	4.7	1		08/08/14 19:11	108-10-1	
Styrene	ND	ug/kg	4.7	2.3	1		08/08/14 19:11	100-42-5	
1,1,2,2-Tetrachloroethane	ND	ug/kg	4.7	2.3	1		08/08/14 19:11	79-34-5	
Tetrachloroethene	ND	ug/kg	4.7	2.3	1		08/08/14 19:11	127-18-4	
Toluene	ND	ug/kg	4.7	2.3	1		08/08/14 19:11	108-88-3	
1,1,1-Trichloroethane	ND	ug/kg	4.7	2.3	1		08/08/14 19:11	71-55-6	
1,1,2-Trichloroethane	ND	ug/kg	4.7	2.3	1		08/08/14 19:11	79-00-5	
Trichloroethene	**22.4**	ug/kg	4.7	2.3	1		08/08/14 19:11	79-01-6	
Vinyl chloride	ND	ug/kg	4.7	2.3	1		08/08/14 19:11	75-01-4	
Xylene (Total)	ND	ug/kg	4.7	2.3	1		08/08/14 19:11	1330-20-7	
Surrogates									
Toluene-d8 (S)	107	%	80-120		1		08/08/14 19:11	2037-26-5	
4-Bromofluorobenzene (S)	104	%	76-123		1		08/08/14 19:11	460-00-4	
1,2-Dichloroethane-d4 (S)	113	%	75-129		1		08/08/14 19:11	17060-07-0	
Percent Moisture	Analytical Method: ASTM D2974								
Percent Moisture	**15.8**	%	0.50	0.50	1		08/08/14 00:00		

This report shall not be reproduced, except in full,
without the written consent of Pace Analytical Services, Inc..

Pace Analytical Services, Inc.
9608 Loiret Blvd.
Lenexa, KS 66219
(913)599-5665

ANALYTICAL RESULTS

Project: Ft. Smith, AR
Pace Project No.: 60175122

Sample: DP-38 (18.0 FT) - 082014 **Lab ID: 60175122003** Collected: 08/05/14 15:00 Received: 08/06/14 08:45 Matrix: Solid

Results reported on a "dry-weight" basis

Parameters	Results	Units	Report Limit	MDL	DF	Prepared	Analyzed	CAS No.	Qual
8260 MSV 5035A VOA	Analytical Method: EPA 8260								
Acetone	ND	ug/kg	17.2	8.6	1		08/08/14 19:26	67-64-1	
Benzene	ND	ug/kg	4.3	2.1	1		08/08/14 19:26	71-43-2	
Bromodichloromethane	ND	ug/kg	4.3	2.1	1		08/08/14 19:26	75-27-4	
Bromoform	ND	ug/kg	4.3	2.1	1		08/08/14 19:26	75-25-2	
Bromomethane	ND	ug/kg	4.3	2.1	1		08/08/14 19:26	74-83-9	L3
2-Butanone (MEK)	ND	ug/kg	8.6	4.3	1		08/08/14 19:26	78-93-3	
Carbon disulfide	ND	ug/kg	4.3	2.1	1		08/08/14 19:26	75-15-0	
Carbon tetrachloride	ND	ug/kg	4.3	2.1	1		08/08/14 19:26	56-23-5	
Chlorobenzene	ND	ug/kg	4.3	2.1	1		08/08/14 19:26	108-90-7	
Chloroethane	ND	ug/kg	4.3	2.1	1		08/08/14 19:26	75-00-3	
Chloroform	ND	ug/kg	4.3	2.1	1		08/08/14 19:26	67-66-3	
Chloromethane	ND	ug/kg	4.3	2.1	1		08/08/14 19:26	74-87-3	L3
Dibromochloromethane	ND	ug/kg	4.3	2.1	1		08/08/14 19:26	124-48-1	
1,1-Dichloroethane	ND	ug/kg	4.3	2.1	1		08/08/14 19:26	75-34-3	
1,2-Dichloroethane	ND	ug/kg	4.3	2.1	1		08/08/14 19:26	107-06-2	
1,1-Dichloroethene	ND	ug/kg	4.3	2.1	1		08/08/14 19:26	75-35-4	
cis-1,2-Dichloroethene	**4.2J**	ug/kg	4.3	2.1	1		08/08/14 19:26	156-59-2	
trans-1,2-Dichloroethene	ND	ug/kg	4.3	2.1	1		08/08/14 19:26	156-60-5	
1,2-Dichloropropane	ND	ug/kg	4.3	2.1	1		08/08/14 19:26	78-87-5	
cis-1,3-Dichloropropene	ND	ug/kg	4.3	2.1	1		08/08/14 19:26	10061-01-5	
trans-1,3-Dichloropropene	ND	ug/kg	4.3	2.1	1		08/08/14 19:26	10061-02-6	
Ethylbenzene	ND	ug/kg	4.3	2.1	1		08/08/14 19:26	100-41-4	
2-Hexanone	ND	ug/kg	17.2	8.6	1		08/08/14 19:26	591-78-6	
Methylene chloride	ND	ug/kg	4.3	2.1	1		08/08/14 19:26	75-09-2	
4-Methyl-2-pentanone (MIBK)	ND	ug/kg	8.6	4.3	1		08/08/14 19:26	108-10-1	
Styrene	ND	ug/kg	4.3	2.1	1		08/08/14 19:26	100-42-5	
1,1,2,2-Tetrachloroethane	ND	ug/kg	4.3	2.1	1		08/08/14 19:26	79-34-5	
Tetrachloroethene	ND	ug/kg	4.3	2.1	1		08/08/14 19:26	127-18-4	
Toluene	ND	ug/kg	4.3	2.1	1		08/08/14 19:26	108-88-3	
1,1,1-Trichloroethane	ND	ug/kg	4.3	2.1	1		08/08/14 19:26	71-55-6	
1,1,2-Trichloroethane	ND	ug/kg	4.3	2.1	1		08/08/14 19:26	79-00-5	
Trichloroethene	**3.7J**	ug/kg	4.3	2.1	1		08/08/14 19:26	79-01-6	
Vinyl chloride	ND	ug/kg	4.3	2.1	1		08/08/14 19:26	75-01-4	
Xylene (Total)	ND	ug/kg	4.3	2.1	1		08/08/14 19:26	1330-20-7	
Surrogates									
Toluene-d8 (S)	106	%	80-120		1		08/08/14 19:26	2037-26-5	
4-Bromofluorobenzene (S)	102	%	76-123		1		08/08/14 19:26	460-00-4	
1,2-Dichloroethane-d4 (S)	117	%	75-129		1		08/08/14 19:26	17060-07-0	
Percent Moisture	Analytical Method: ASTM D2974								
Percent Moisture	**14.7**	%	0.50	0.50	1		08/08/14 00:00		

This report shall not be reproduced, except in full,
without the written consent of Pace Analytical Services, Inc..

Pace Analytical Services, Inc.
9608 Loiret Blvd.
Lenexa, KS 66219
(913)599-5665

ANALYTICAL RESULTS

Project: Ft. Smith, AR
Pace Project No.: 60175122

Sample: DP-38 (22.0 FT) - 082014 **Lab ID: 60175122004** Collected: 08/05/14 15:15 Received: 08/06/14 08:45 Matrix: Solid

Results reported on a "dry-weight" basis

Parameters	Results	Units	Report Limit	MDL	DF	Prepared	Analyzed	CAS No.	Qual
8260 MSV 5035A VOA	Analytical Method: EPA 8260								
Acetone	ND	ug/kg	18.0	9.0	1		08/08/14 19:41	67-64-1	
Benzene	ND	ug/kg	4.5	2.2	1		08/08/14 19:41	71-43-2	
Bromodichloromethane	ND	ug/kg	4.5	2.2	1		08/08/14 19:41	75-27-4	
Bromoform	ND	ug/kg	4.5	2.2	1		08/08/14 19:41	75-25-2	
Bromomethane	ND	ug/kg	4.5	2.2	1		08/08/14 19:41	74-83-9	L3
2-Butanone (MEK)	ND	ug/kg	9.0	4.5	1		08/08/14 19:41	78-93-3	
Carbon disulfide	ND	ug/kg	4.5	2.2	1		08/08/14 19:41	75-15-0	
Carbon tetrachloride	ND	ug/kg	4.5	2.2	1		08/08/14 19:41	56-23-5	
Chlorobenzene	ND	ug/kg	4.5	2.2	1		08/08/14 19:41	108-90-7	
Chloroethane	ND	ug/kg	4.5	2.2	1		08/08/14 19:41	75-00-3	
Chloroform	ND	ug/kg	4.5	2.2	1		08/08/14 19:41	67-66-3	
Chloromethane	ND	ug/kg	4.5	2.2	1		08/08/14 19:41	74-87-3	L3
Dibromochloromethane	ND	ug/kg	4.5	2.2	1		08/08/14 19:41	124-48-1	
1,1-Dichloroethane	ND	ug/kg	4.5	2.2	1		08/08/14 19:41	75-34-3	
1,2-Dichloroethane	ND	ug/kg	4.5	2.2	1		08/08/14 19:41	107-06-2	
1,1-Dichloroethene	ND	ug/kg	4.5	2.2	1		08/08/14 19:41	75-35-4	
cis-1,2-Dichloroethene	ND	ug/kg	4.5	2.2	1		08/08/14 19:41	156-59-2	
trans-1,2-Dichloroethene	ND	ug/kg	4.5	2.2	1		08/08/14 19:41	156-60-5	
1,2-Dichloropropane	ND	ug/kg	4.5	2.2	1		08/08/14 19:41	78-87-5	
cis-1,3-Dichloropropene	ND	ug/kg	4.5	2.2	1		08/08/14 19:41	10061-01-5	
trans-1,3-Dichloropropene	ND	ug/kg	4.5	2.2	1		08/08/14 19:41	10061-02-6	
Ethylbenzene	ND	ug/kg	4.5	2.2	1		08/08/14 19:41	100-41-4	
2-Hexanone	ND	ug/kg	18.0	9.0	1		08/08/14 19:41	591-78-6	
Methylene chloride	ND	ug/kg	4.5	2.2	1		08/08/14 19:41	75-09-2	
4-Methyl-2-pentanone (MIBK)	ND	ug/kg	9.0	4.5	1		08/08/14 19:41	108-10-1	
Styrene	ND	ug/kg	4.5	2.2	1		08/08/14 19:41	100-42-5	
1,1,2,2-Tetrachloroethane	ND	ug/kg	4.5	2.2	1		08/08/14 19:41	79-34-5	
Tetrachloroethene	ND	ug/kg	4.5	2.2	1		08/08/14 19:41	127-18-4	
Toluene	ND	ug/kg	4.5	2.2	1		08/08/14 19:41	108-88-3	
1,1,1-Trichloroethane	ND	ug/kg	4.5	2.2	1		08/08/14 19:41	71-55-6	
1,1,2-Trichloroethane	ND	ug/kg	4.5	2.2	1		08/08/14 19:41	79-00-5	
Trichloroethene	ND	ug/kg	4.5	2.2	1		08/08/14 19:41	79-01-6	
Vinyl chloride	ND	ug/kg	4.5	2.2	1		08/08/14 19:41	75-01-4	
Xylene (Total)	ND	ug/kg	4.5	2.2	1		08/08/14 19:41	1330-20-7	
Surrogates									
Toluene-d8 (S)	106	%	80-120		1		08/08/14 19:41	2037-26-5	
4-Bromofluorobenzene (S)	105	%	76-123		1		08/08/14 19:41	460-00-4	
1,2-Dichloroethane-d4 (S)	117	%	75-129		1		08/08/14 19:41	17060-07-0	
Percent Moisture	Analytical Method: ASTM D2974								
Percent Moisture	**14.8**	%	0.50	0.50	1		08/08/14 00:00		

REPORT OF LABORATORY ANALYSIS

This report shall not be reproduced, except in full,
without the written consent of Pace Analytical Services, Inc..

Pace Analytical Services, Inc.
9608 Loiret Blvd.
Lenexa, KS 66219
(913)599-5665

ANALYTICAL RESULTS

Project: Ft. Smith, AR
Pace Project No.: 60175122

Sample: DP-38 (25.0 FT) - 082014 **Lab ID: 60175122005** Collected: 08/05/14 15:30 Received: 08/06/14 08:45 Matrix: Solid

Results reported on a "dry-weight" basis

Parameters	Results	Units	Report Limit	MDL	DF	Prepared	Analyzed	CAS No.	Qual
8260 MSV 5035A VOA	Analytical Method: EPA 8260								
Acetone	ND	ug/kg	17.3	8.6	1		08/08/14 19:57	67-64-1	
Benzene	ND	ug/kg	4.3	2.2	1		08/08/14 19:57	71-43-2	
Bromodichloromethane	ND	ug/kg	4.3	2.2	1		08/08/14 19:57	75-27-4	
Bromoform	ND	ug/kg	4.3	2.2	1		08/08/14 19:57	75-25-2	
Bromomethane	ND	ug/kg	4.3	2.2	1		08/08/14 19:57	74-83-9	L3
2-Butanone (MEK)	ND	ug/kg	8.6	4.3	1		08/08/14 19:57	78-93-3	
Carbon disulfide	ND	ug/kg	4.3	2.2	1		08/08/14 19:57	75-15-0	
Carbon tetrachloride	ND	ug/kg	4.3	2.2	1		08/08/14 19:57	56-23-5	
Chlorobenzene	ND	ug/kg	4.3	2.2	1		08/08/14 19:57	108-90-7	
Chloroethane	ND	ug/kg	4.3	2.2	1		08/08/14 19:57	75-00-3	
Chloroform	ND	ug/kg	4.3	2.2	1		08/08/14 19:57	67-66-3	
Chloromethane	ND	ug/kg	4.3	2.2	1		08/08/14 19:57	74-87-3	L3
Dibromochloromethane	ND	ug/kg	4.3	2.2	1		08/08/14 19:57	124-48-1	
1,1-Dichloroethane	ND	ug/kg	4.3	2.2	1		08/08/14 19:57	75-34-3	
1,2-Dichloroethane	ND	ug/kg	4.3	2.2	1		08/08/14 19:57	107-06-2	
1,1-Dichloroethene	ND	ug/kg	4.3	2.2	1		08/08/14 19:57	75-35-4	
cis-1,2-Dichloroethene	ND	ug/kg	4.3	2.2	1		08/08/14 19:57	156-59-2	
trans-1,2-Dichloroethene	ND	ug/kg	4.3	2.2	1		08/08/14 19:57	156-60-5	
1,2-Dichloropropane	ND	ug/kg	4.3	2.2	1		08/08/14 19:57	78-87-5	
cis-1,3-Dichloropropene	ND	ug/kg	4.3	2.2	1		08/08/14 19:57	10061-01-5	
trans-1,3-Dichloropropene	ND	ug/kg	4.3	2.2	1		08/08/14 19:57	10061-02-6	
Ethylbenzene	ND	ug/kg	4.3	2.2	1		08/08/14 19:57	100-41-4	
2-Hexanone	ND	ug/kg	17.3	8.6	1		08/08/14 19:57	591-78-6	
Methylene chloride	ND	ug/kg	4.3	2.2	1		08/08/14 19:57	75-09-2	
4-Methyl-2-pentanone (MIBK)	ND	ug/kg	8.6	4.3	1		08/08/14 19:57	108-10-1	
Styrene	ND	ug/kg	4.3	2.2	1		08/08/14 19:57	100-42-5	
1,1,2,2-Tetrachloroethane	ND	ug/kg	4.3	2.2	1		08/08/14 19:57	79-34-5	
Tetrachloroethene	ND	ug/kg	4.3	2.2	1		08/08/14 19:57	127-18-4	
Toluene	ND	ug/kg	4.3	2.2	1		08/08/14 19:57	108-88-3	
1,1,1-Trichloroethane	ND	ug/kg	4.3	2.2	1		08/08/14 19:57	71-55-6	
1,1,2-Trichloroethane	ND	ug/kg	4.3	2.2	1		08/08/14 19:57	79-00-5	
Trichloroethene	ND	ug/kg	4.3	2.2	1		08/08/14 19:57	79-01-6	
Vinyl chloride	ND	ug/kg	4.3	2.2	1		08/08/14 19:57	75-01-4	
Xylene (Total)	ND	ug/kg	4.3	2.2	1		08/08/14 19:57	1330-20-7	
Surrogates									
Toluene-d8 (S)	107	%	80-120		1		08/08/14 19:57	2037-26-5	
4-Bromofluorobenzene (S)	105	%	76-123		1		08/08/14 19:57	460-00-4	
1,2-Dichloroethane-d4 (S)	118	%	75-129		1		08/08/14 19:57	17060-07-0	
Percent Moisture	Analytical Method: ASTM D2974								
Percent Moisture	**11.5**	%	0.50	0.50	1		08/08/14 00:00		

This report shall not be reproduced, except in full,
without the written consent of Pace Analytical Services, Inc..

Pace Analytical Services, Inc.
9608 Loiret Blvd.
Lenexa, KS 66219
(913)599-5665

ANALYTICAL RESULTS

Project: Ft. Smith, AR
Pace Project No.: 60175122

Sample: TB11-20140805 **Lab ID: 60175122006** Collected: 08/05/14 17:20 Received: 08/06/14 08:45 Matrix: Solid

Results reported on a "wet-weight" basis

Parameters	Results	Units	Report Limit	MDL	DF	Prepared	Analyzed	CAS No.	Qual
8260 MSV 5035A VOA	Analytical Method: EPA 8260								
Acetone	ND	ug/kg	20.0	10.0	1		08/08/14 17:54	67-64-1	
Benzene	ND	ug/kg	5.0	2.5	1		08/08/14 17:54	71-43-2	
Bromodichloromethane	ND	ug/kg	5.0	2.5	1		08/08/14 17:54	75-27-4	
Bromoform	ND	ug/kg	5.0	2.5	1		08/08/14 17:54	75-25-2	
Bromomethane	ND	ug/kg	5.0	2.5	1		08/08/14 17:54	74-83-9	L3
2-Butanone (MEK)	ND	ug/kg	10.0	5.0	1		08/08/14 17:54	78-93-3	
Carbon disulfide	ND	ug/kg	5.0	2.5	1		08/08/14 17:54	75-15-0	
Carbon tetrachloride	ND	ug/kg	5.0	2.5	1		08/08/14 17:54	56-23-5	
Chlorobenzene	ND	ug/kg	5.0	2.5	1		08/08/14 17:54	108-90-7	
Chloroethane	ND	ug/kg	5.0	2.5	1		08/08/14 17:54	75-00-3	
Chloroform	ND	ug/kg	5.0	2.5	1		08/08/14 17:54	67-66-3	
Chloromethane	ND	ug/kg	5.0	2.5	1		08/08/14 17:54	74-87-3	L3
Dibromochloromethane	ND	ug/kg	5.0	2.5	1		08/08/14 17:54	124-48-1	
1,1-Dichloroethane	ND	ug/kg	5.0	2.5	1		08/08/14 17:54	75-34-3	
1,2-Dichloroethane	ND	ug/kg	5.0	2.5	1		08/08/14 17:54	107-06-2	
1,1-Dichloroethene	ND	ug/kg	5.0	2.5	1		08/08/14 17:54	75-35-4	
cis-1,2-Dichloroethene	ND	ug/kg	5.0	2.5	1		08/08/14 17:54	156-59-2	
trans-1,2-Dichloroethene	ND	ug/kg	5.0	2.5	1		08/08/14 17:54	156-60-5	
1,2-Dichloropropane	ND	ug/kg	5.0	2.5	1		08/08/14 17:54	78-87-5	
cis-1,3-Dichloropropene	ND	ug/kg	5.0	2.5	1		08/08/14 17:54	10061-01-5	
trans-1,3-Dichloropropene	ND	ug/kg	5.0	2.5	1		08/08/14 17:54	10061-02-6	
Ethylbenzene	ND	ug/kg	5.0	2.5	1		08/08/14 17:54	100-41-4	
2-Hexanone	ND	ug/kg	20.0	10.0	1		08/08/14 17:54	591-78-6	
Methylene chloride	ND	ug/kg	5.0	2.5	1		08/08/14 17:54	75-09-2	
4-Methyl-2-pentanone (MIBK)	ND	ug/kg	10.0	5.0	1		08/08/14 17:54	108-10-1	
Styrene	ND	ug/kg	5.0	2.5	1		08/08/14 17:54	100-42-5	
1,1,2,2-Tetrachloroethane	ND	ug/kg	5.0	2.5	1		08/08/14 17:54	79-34-5	
Tetrachloroethene	ND	ug/kg	5.0	2.5	1		08/08/14 17:54	127-18-4	
Toluene	ND	ug/kg	5.0	2.5	1		08/08/14 17:54	108-88-3	
1,1,1-Trichloroethane	ND	ug/kg	5.0	2.5	1		08/08/14 17:54	71-55-6	
1,1,2-Trichloroethane	ND	ug/kg	5.0	2.5	1		08/08/14 17:54	79-00-5	
Trichloroethene	ND	ug/kg	5.0	2.5	1		08/08/14 17:54	79-01-6	
Vinyl chloride	ND	ug/kg	5.0	2.5	1		08/08/14 17:54	75-01-4	
Xylene (Total)	ND	ug/kg	5.0	2.5	1		08/08/14 17:54	1330-20-7	
Surrogates									
Toluene-d8 (S)	106	%	80-120		1		08/08/14 17:54	2037-26-5	
4-Bromofluorobenzene (S)	101	%	76-123		1		08/08/14 17:54	460-00-4	
1,2-Dichloroethane-d4 (S)	101	%	75-129		1		08/08/14 17:54	17060-07-0	

This report shall not be reproduced, except in full,
without the written consent of Pace Analytical Services, Inc..

Pace Analytical Services, Inc.
9608 Loiret Blvd.
Lenexa, KS 66219
(913)599-5665

QUALITY CONTROL DATA

Project: Ft. Smith, AR
Pace Project No.: 60175122

QC Batch: MSV/63457 Analysis Method: EPA 8260
QC Batch Method: EPA 8260 Analysis Description: 8260 MSV 5035A Volatile Organics
Associated Lab Samples: 60175122001, 60175122002, 60175122003, 60175122004, 60175122005, 60175122006

METHOD BLANK: 1422644 Matrix: Solid
Associated Lab Samples: 60175122001, 60175122002, 60175122003, 60175122004, 60175122005, 60175122006

Parameter	Units	Blank Result	Reporting Limit	Analyzed	Qualifiers
1,1,1-Trichloroethane	ug/kg	ND	5.0	08/08/14 17:23	
1,1,2,2-Tetrachloroethane	ug/kg	ND	5.0	08/08/14 17:23	
1,1,2-Trichloroethane	ug/kg	ND	5.0	08/08/14 17:23	
1,1-Dichloroethane	ug/kg	ND	5.0	08/08/14 17:23	
1,1-Dichloroethene	ug/kg	ND	5.0	08/08/14 17:23	
1,2-Dichloroethane	ug/kg	ND	5.0	08/08/14 17:23	
1,2-Dichloropropane	ug/kg	ND	5.0	08/08/14 17:23	
2-Butanone (MEK)	ug/kg	ND	10.0	08/08/14 17:23	
2-Hexanone	ug/kg	ND	20.0	08/08/14 17:23	
4-Methyl-2-pentanone (MIBK)	ug/kg	ND	10.0	08/08/14 17:23	
Acetone	ug/kg	ND	20.0	08/08/14 17:23	
Benzene	ug/kg	ND	5.0	08/08/14 17:23	
Bromodichloromethane	ug/kg	ND	5.0	08/08/14 17:23	
Bromoform	ug/kg	ND	5.0	08/08/14 17:23	
Bromomethane	ug/kg	ND	5.0	08/08/14 17:23	
Carbon disulfide	ug/kg	ND	5.0	08/08/14 17:23	
Carbon tetrachloride	ug/kg	ND	5.0	08/08/14 17:23	
Chlorobenzene	ug/kg	ND	5.0	08/08/14 17:23	
Chloroethane	ug/kg	ND	5.0	08/08/14 17:23	
Chloroform	ug/kg	ND	5.0	08/08/14 17:23	
Chloromethane	ug/kg	ND	5.0	08/08/14 17:23	
cis-1,2-Dichloroethene	ug/kg	ND	5.0	08/08/14 17:23	
cis-1,3-Dichloropropene	ug/kg	ND	5.0	08/08/14 17:23	
Dibromochloromethane	ug/kg	ND	5.0	08/08/14 17:23	
Ethylbenzene	ug/kg	ND	5.0	08/08/14 17:23	
Methylene chloride	ug/kg	2.5J	5.0	08/08/14 17:23	
Styrene	ug/kg	ND	5.0	08/08/14 17:23	
Tetrachloroethene	ug/kg	ND	5.0	08/08/14 17:23	
Toluene	ug/kg	ND	5.0	08/08/14 17:23	
trans-1,2-Dichloroethene	ug/kg	ND	5.0	08/08/14 17:23	
trans-1,3-Dichloropropene	ug/kg	ND	5.0	08/08/14 17:23	
Trichloroethene	ug/kg	ND	5.0	08/08/14 17:23	
Vinyl chloride	ug/kg	ND	5.0	08/08/14 17:23	
Xylene (Total)	ug/kg	ND	5.0	08/08/14 17:23	
1,2-Dichloroethane-d4 (S)	%	101	75-129	08/08/14 17:23	
4-Bromofluorobenzene (S)	%	102	76-123	08/08/14 17:23	
Toluene-d8 (S)	%	105	80-120	08/08/14 17:23	

Results presented on this page are in the units indicated by the "Units" column except where an alternate unit is presented to the right of the result.

This report shall not be reproduced, except in full,
without the written consent of Pace Analytical Services, Inc..

Pace Analytical Services, Inc.
9608 Loiret Blvd.
Lenexa, KS 66219
(913)599-5665

QUALITY CONTROL DATA

Project: Ft. Smith, AR
Pace Project No.: 60175122

LABORATORY CONTROL SAMPLE: 1422645

Parameter	Units	Spike Conc.	LCS Result	LCS % Rec	% Rec Limits	Qualifiers
1,1,1-Trichloroethane	ug/kg	100	102	102	77-126	
1,1,2,2-Tetrachloroethane	ug/kg	100	83.3	83	73-120	
1,1,2-Trichloroethane	ug/kg	100	86.6	87	76-120	
1,1-Dichloroethane	ug/kg	100	96.8	97	71-120	
1,1-Dichloroethene	ug/kg	100	101	101	76-130	
1,2-Dichloroethane	ug/kg	100	100	100	78-120	
1,2-Dichloropropane	ug/kg	100	101	101	80-120	
2-Butanone (MEK)	ug/kg	500	489	98	55-135	
2-Hexanone	ug/kg	500	423	85	57-136	
4-Methyl-2-pentanone (MIBK)	ug/kg	500	484	97	71-128	
Acetone	ug/kg	500	514	103	43-144	
Benzene	ug/kg	100	96.7	97	80-120	
Bromodichloromethane	ug/kg	100	104	104	80-120	
Bromoform	ug/kg	100	93.9	94	75-124	
Bromomethane	ug/kg	100	151	151	38-150	L0
Carbon disulfide	ug/kg	100	110	110	58-137	
Carbon tetrachloride	ug/kg	100	103	103	75-140	
Chlorobenzene	ug/kg	100	88.3	88	80-120	
Chloroethane	ug/kg	100	102	102	65-127	
Chloroform	ug/kg	100	96.8	97	74-120	
Chloromethane	ug/kg	100	143	143	39-138	L0
cis-1,2-Dichloroethene	ug/kg	100	102	102	76-124	
cis-1,3-Dichloropropene	ug/kg	100	101	101	82-120	
Dibromochloromethane	ug/kg	100	93.8	94	80-124	
Ethylbenzene	ug/kg	100	85.9	86	80-120	
Methylene chloride	ug/kg	100	92.7	93	70-123	
Styrene	ug/kg	100	97.0	97	79-120	
Tetrachloroethene	ug/kg	100	87.6	88	78-128	
Toluene	ug/kg	100	96.2	96	79-120	
trans-1,2-Dichloroethene	ug/kg	100	97.0	97	76-124	
trans-1,3-Dichloropropene	ug/kg	100	90.9	91	80-124	
Trichloroethene	ug/kg	100	97.5	97	80-120	
Vinyl chloride	ug/kg	100	110	110	57-132	
Xylene (Total)	ug/kg	300	254	85	79-120	
1,2-Dichloroethane-d4 (S)	%			100	75-129	
4-Bromofluorobenzene (S)	%			104	76-123	
Toluene-d8 (S)	%			106	80-120	

Results presented on this page are in the units indicated by the "Units" column except where an alternate unit is presented to the right of the result.

This report shall not be reproduced, except in full,
without the written consent of Pace Analytical Services, Inc..

Pace Analytical Services, Inc.
9608 Loiret Blvd.
Lenexa, KS 66219
(913)599-5665

QUALITY CONTROL DATA

Project: Ft. Smith, AR
Pace Project No.: 60175122

QC Batch: PMST/9894 Analysis Method: ASTM D2974
QC Batch Method: ASTM D2974 Analysis Description: Dry Weight/Percent Moisture
Associated Lab Samples: 60175122001, 60175122002, 60175122003, 60175122004, 60175122005

METHOD BLANK: 1422360 Matrix: Solid
Associated Lab Samples: 60175122001, 60175122002, 60175122003, 60175122004, 60175122005

Parameter	Units	Blank Result	Reporting Limit	Analyzed	Qualifiers
Percent Moisture	%	ND	0.50	08/08/14 00:00	

SAMPLE DUPLICATE: 1422361

Parameter	Units	60175122001 Result	Dup Result	RPD	Max RPD	Qualifiers
Percent Moisture	%	19.1	19.7	3	20	

Results presented on this page are in the units indicated by the "Units" column except where an alternate unit is presented to the right of the result.

REPORT OF LABORATORY ANALYSIS

This report shall not be reproduced, except in full,
without the written consent of Pace Analytical Services, Inc..

Pace Analytical Services, Inc.
9608 Loiret Blvd.
Lenexa, KS 66219
(913)599-5665

QUALIFIERS

Project: Ft. Smith, AR
Pace Project No.: 60175122

DEFINITIONS

DF - Dilution Factor, if reported, represents the factor applied to the reported data due to changes in sample preparation, dilution of the sample aliquot, or moisture content.

ND - Not Detected at or above adjusted reporting limit.

J - Estimated concentration above the adjusted method detection limit and below the adjusted reporting limit.

MDL - Adjusted Method Detection Limit.

PQL - Practical Quantitation Limit.

RL - Reporting Limit.

S - Surrogate

1,2-Diphenylhydrazine (8270 listed analyte) decomposes to Azobenzene.

Consistent with EPA guidelines, unrounded data are displayed and have been used to calculate % recovery and RPD values.

LCS(D) - Laboratory Control Sample (Duplicate)

MS(D) - Matrix Spike (Duplicate)

DUP - Sample Duplicate

RPD - Relative Percent Difference

NC - Not Calculable.

SG - Silica Gel - Clean-Up

U - Indicates the compound was analyzed for, but not detected.

N-Nitrosodiphenylamine decomposes and cannot be separated from Diphenylamine using Method 8270. The result reported for each analyte is a combined concentration.

Pace Analytical is TNI accredited. Contact your Pace PM for the current list of accredited analytes.

TNI - The NELAC Institute.

BATCH QUALIFIERS

Batch: MSV/63457

[M5]	A matrix spike/matrix spike duplicate was not performed for this batch due to insufficient sample volume.

ANALYTE QUALIFIERS

L0	Analyte recovery in the laboratory control sample (LCS) was outside QC limits.
L3	Analyte recovery in the laboratory control sample (LCS) exceeded QC limits. Analyte presence below reporting limits in associated samples. Results unaffected by high bias.

This report shall not be reproduced, except in full,
without the written consent of Pace Analytical Services, Inc..

Pace Analytical Services, Inc.
9608 Loiret Blvd.
Lenexa, KS 66219
(913)599-5665

QUALITY CONTROL DATA CROSS REFERENCE TABLE

Project: Ft. Smith, AR
Pace Project No.: 60175122

Lab ID	Sample ID	QC Batch Method	QC Batch	Analytical Method	Analytical Batch
60175122001	**DP-38 (5.0 FT) - 082014**	EPA 8260	MSV/63457		
60175122002	**DP-38 (14.5 FT) - 082014**	EPA 8260	MSV/63457		
60175122003	**DP-38 (18.0 FT) - 082014**	EPA 8260	MSV/63457		
60175122004	**DP-38 (22.0 FT) - 082014**	EPA 8260	MSV/63457		
60175122005	**DP-38 (25.0 FT) - 082014**	EPA 8260	MSV/63457		
60175122006	**TB11-20140805**	EPA 8260	MSV/63457		
60175122001	**DP-38 (5.0 FT) - 082014**	ASTM D2974	PMST/9894		
60175122002	**DP-38 (14.5 FT) - 082014**	ASTM D2974	PMST/9894		
60175122003	**DP-38 (18.0 FT) - 082014**	ASTM D2974	PMST/9894		
60175122004	**DP-38 (22.0 FT) - 082014**	ASTM D2974	PMST/9894		
60175122005	**DP-38 (25.0 FT) - 082014**	ASTM D2974	PMST/9894		

This report shall not be reproduced, except in full,
without the written consent of Pace Analytical Services, Inc..

Pace Analytical
www.pacelabs.com

Sample Condition Upon Receipt

WO#: 60175122
60175122

Client Name: Environ

Optional
Proj Due Date:
Proj Name:

Courier: Fed Ex ☒ UPS ☐ USPS ☐ Client ☐ Commercial ☐ Pace ☐ Other ☐

Tracking #: 6113 5277 3541 Pace Shipping Label Used? Yes ☐ No ☒

Custody Seal on Cooler/Box Present: Yes ☒ No ☐ Seals intact: Yes ☒ No ☐

Packing Material: Bubble Wrap ☒ Bubble Bags ☐ Foam ☐ None ☐ Other ☐

Thermometer Used: T-239 / T-194 **Type of Ice:** Wet Blue None ☐ Samples received on ice, cooling process has begun.
(circle one)

Cooler Temperature: 3.8

Temperature should be above freezing to 6°C

Date and initials of person examining contents: 8/6/14 925

Chain of Custody present:	☒Yes ☐No ☐N/A	1.
Chain of Custody filled out:	☒Yes ☐No ☐N/A	2.
Chain of Custody relinquished:	☒Yes ☐No ☐N/A	3.
Sampler name & signature on COC:	☒Yes ☐No ☐N/A	4.
Samples arrived within holding time:	☒Yes ☐No ☐N/A	5.
Short Hold Time analyses (<72hr):	☐Yes ☒No ☐N/A	6. 5035 kits
Rush Turn Around Time requested:	☐Yes ☒No ☐N/A	7.
Sufficient volume:	☒Yes ☐No ☐N/A	8.
Correct containers used:	☒Yes ☐No ☐N/A	
Pace containers used:	☒Yes ☐No ☐N/A	9.
Containers intact:	☒Yes ☐No ☐N/A	10.
Unpreserved 5035A soils frozen w/in 48hrs?	☒Yes ☐No ☐N/A	11.
Filtered volume received for dissolved tests?	☐Yes ☐No ☒N/A	12.
Sample labels match COC: Includes date/time/ID/analyses Matrix: Soil / water	☒Yes ☐No ☐N/A	13.
All containers needing preservation have been checked.	☐Yes ☐No ☒N/A	
All containers needing preservation are found to be in compliance with EPA recommendation.	☐Yes ☐No ☒N/A	14.
Exceptions: VOA, coliform, TOC, O&G, WI-DRO (water), Phenolics	☒Yes ☐No	Initial when completed / Lot # of added preservative
Trip Blank present: 061614-3 Pace Trip Blank lot # (if purchased): 111813-7	☒Yes ☐No ☐N/A	15.
Headspace in VOA vials (>6mm):	☐Yes ☒No ☐N/A	16.
Project sampled in USDA Regulated Area:	☐Yes ☒No ☒N/A	17. List State: AR - Fort Smith

Client Notification/ Resolution: Copy COC to Client? Y / N Field Data Required? Y / N

Person Contacted: _____ Date/Time: _____

Comments/ Resolution: _____

Project Manager Review: mjw Date: 8/7/14

Pace Analytical®
www.pacelabs.com

CHAIN-OF-CUSTODY / Analytical Request Document

The Chain-of-Custody is a LEGAL DOCUMENT. All relevant fields must be completed accurately.

Page: 1 of 1

1777349

Section A Required Client Information:

Company: ENVIRON
Address: 7500 College Blvd. STE. 925 Overland Park, KS 66210
Email To: wstonestreet@environcorp.com
Phone: 913-553-5426 Fax:
Requested Due Date/TAT: Standard TAT

Section B Required Project Information:

Report To: Wendy Stonestreet
Copy To: Tamara Gleason tgleason@environcorp.com
Purchase Order No.:
Project Name: Fort Smith, AR
Project Number: 3433233A

Section C Invoice Information:

Attention: Tamara Gleason
Company Name: ENVIRON
Address:
Pace Quote Reference:
Pace Project Manager:
Pace Profile #:

REGULATORY AGENCY

☐ NPDES ☐ GROUND WATER ☐ DRINKING WATER
☐ UST ☐ RCRA ☐ OTHER _____

Site Location STATE: _____

Section D Required Client Information

Matrix Codes (MATRIX / CODE): Drinking Water DW; Water WT; Waste Water WW; Product P; Soil/Solid SL; Oil OL; Wipe WP; Air AR; Tissue TS; Other OT

SAMPLE ID (A-Z, 0-9 / ,-) Sample IDs MUST BE UNIQUE

Requested Analysis Filtered (Y/N): N

ITEM #	SAMPLE ID	MATRIX CODE (see valid codes to left)	SAMPLE TYPE (G=GRAB C=COMP)	COLLECTED COMPOSITE START DATE	COLLECTED COMPOSITE START TIME	COLLECTED COMPOSITE END/GRAB DATE	COLLECTED COMPOSITE END/GRAB TIME	SAMPLE TEMP AT COLLECTION	# OF CONTAINERS	Preservatives: Unpreserved	H_2SO_4	HNO_3	HCl	NaOH	$Na_2S_2O_3$	Methanol	Other	Analysis Test: 8260 specific 1-5	Residual Chlorine (Y/N)	Pace Project No./ Lab I.D.
1	DP-38 (5.0 FT) -082014	SL	G	8/5/14		8/5/14	1435		5	X			~~X~~ N2		X	X	X			60175122 / 60175124 2(VOA)(DG9M)(DG9M)(BG9M) W1
2	DP-38 (14.5 FT) -082014						1450													W2
3	DP-38 (18.0 FT) -082014			N2			1500													W3
4	DP-38 (22.0 FT) -082014						1515													W4
5	DP-38 (25.0 FT) -082014						1530													W5
6	DP-38 -082014	WT					1720		3	~~X~~ N2			X							3(DG9H) W1
7	Trip Blank 01 -082014	WT							2	~~X~~										2(VOA) W6
8	Trip Blank 02 -082014	WT							2				X							2(DG9H) W2
9	Temp Blank																			
10																				
11																				
12																				

ADDITIONAL COMMENTS	RELINQUISHED BY / AFFILIATION	DATE	TIME	ACCEPTED BY / AFFILIATION	DATE	TIME	SAMPLE CONDITIONS: Temp in °C	Received on Ice (Y/N)	Custody Sealed Cooler (Y/N)	Samples Intact (Y/N)
	[signature] / ENVIRON	8/5/14	1820	[signature] Pace	8/6/14	845	3.8	Y	Y	Y

ORIGINAL

SAMPLER NAME AND SIGNATURE

PRINT Name of SAMPLER: Nick Zurweller

SIGNATURE of SAMPLER: [signature] DATE Signed (MM/DD/YY): 8/5/14

*Important Note: By signing this form you are accepting Pace's NET 30 day payment terms and agreeing to late charges of 1.5% per month for any invoices not paid within 30 days.

F-ALL-Q-020rev.07, 15-May-2007

Pace Analytical Services, Inc.
9608 Loiret Blvd.
Lenexa, KS 66219
(913)599-5665

August 14, 2014

Wendy Stonestreet
Environ International Corporation
7500 College Blvd Ste 925
Overland Park, KS 66210

RE: Project: FORT SMITH, AR
Pace Project No.: 60175124

Dear Wendy Stonestreet:
Enclosed are the analytical results for sample(s) received by the laboratory on August 06, 2014. The results relate only to the samples included in this report. Results reported herein conform to the most current TNI standards and the laboratory's Quality Assurance Manual, where applicable, unless otherwise noted in the body of the report.

If you have any questions concerning this report, please feel free to contact me.

Sincerely,

Mary Jane Walls
maryjane.walls@pacelabs.com
PM Lab Management

Enclosures

cc: EDD, Environ_AR
Tamara Gleason, ENVIRON International Corporation

This report shall not be reproduced, except in full,
without the written consent of Pace Analytical Services, Inc..

Pace Analytical Services, Inc.
9608 Loiret Blvd.
Lenexa, KS 66219
(913)599-5665

CERTIFICATIONS

Project: FORT SMITH, AR
Pace Project No.: 60175124

Kansas Certification IDs
9608 Loiret Boulevard, Lenexa, KS 66219
WY STR Certification #: 2456.01
Arkansas Certification #: 13-012-0
Illinois Certification #: 003097
Iowa Certification #: 118
Kansas/NELAP Certification #: E-10116
Louisiana Certification #: 03055
Nevada Certification #: KS000212008A
Oklahoma Certification #: 9205/9935
Texas Certification #: T104704407
Utah Certification #: KS00021

This report shall not be reproduced, except in full,
without the written consent of Pace Analytical Services, Inc..

Pace Analytical Services, Inc.
9608 Loiret Blvd.
Lenexa, KS 66219
(913)599-5665

SAMPLE SUMMARY

Project: FORT SMITH, AR
Pace Project No.: 60175124

Lab ID	Sample ID	Matrix	Date Collected	Date Received
60175124001	**DP-38-082014**	Water	08/05/14 17:20	08/06/14 08:45
60175124002	**TB12-20140805**	Water	08/05/14 17:20	08/06/14 08:45

This report shall not be reproduced, except in full,
without the written consent of Pace Analytical Services, Inc..

Pace Analytical Services, Inc.
9608 Loiret Blvd.
Lenexa, KS 66219
(913)599-5665

SAMPLE ANALYTE COUNT

Project: FORT SMITH, AR
Pace Project No.: 60175124

Lab ID	Sample ID	Method	Analysts	Analytes Reported
60175124001	**DP-38-082014**	EPA 5030B/8260	PRG	38
60175124002	**TB12-20140805**	EPA 5030B/8260	PRG	38

This report shall not be reproduced, except in full,
without the written consent of Pace Analytical Services, Inc..

Pace Analytical Services, Inc.
9608 Loiret Blvd.
Lenexa, KS 66219
(913)599-5665

PROJECT NARRATIVE

Project: FORT SMITH, AR
Pace Project No.: 60175124

Method: **EPA 5030B/8260**
Description: 8260 MSV
Client: Environ_AR
Date: August 14, 2014

General Information:
2 samples were analyzed for EPA 5030B/8260. All samples were received in acceptable condition with any exceptions noted below.

Hold Time:
The samples were analyzed within the method required hold times with any exceptions noted below.

Initial Calibrations (including MS Tune as applicable):
All criteria were within method requirements with any exceptions noted below.

Continuing Calibration:
All criteria were within method requirements with any exceptions noted below.

Internal Standards:
All internal standards were within QC limits with any exceptions noted below.

Surrogates:
All surrogates were within QC limits with any exceptions noted below.

Method Blank:
All analytes were below the report limit in the method blank, where applicable, with any exceptions noted below.

Laboratory Control Spike:
All laboratory control spike compounds were within QC limits with any exceptions noted below.

Matrix Spikes:
All percent recoveries and relative percent differences (RPDs) were within acceptance criteria with any exceptions noted below.

QC Batch: MSV/63439

A matrix spike/matrix spike duplicate was not performed due to insufficient sample volume.

Additional Comments:

This data package has been reviewed for quality and completeness and is approved for release.

This report shall not be reproduced, except in full,
without the written consent of Pace Analytical Services, Inc..

Pace Analytical Services, Inc.
9608 Loiret Blvd.
Lenexa, KS 66219
(913)599-5665

ANALYTICAL RESULTS

Project: FORT SMITH, AR
Pace Project No.: 60175124

Sample: DP-38-082014 **Lab ID: 60175124001** Collected: 08/05/14 17:20 Received: 08/06/14 08:45 Matrix: Water

Parameters	Results	Units	Report Limit	MDL	DF	Prepared	Analyzed	CAS No.	Qual
8260 MSV	Analytical Method: EPA 5030B/8260								
Acetone	ND	ug/L	10.0	5.0	1		08/08/14 18:22	67-64-1	
Benzene	ND	ug/L	5.0	0.50	1		08/08/14 18:22	71-43-2	
Bromodichloromethane	ND	ug/L	5.0	0.50	1		08/08/14 18:22	75-27-4	
Bromoform	ND	ug/L	5.0	0.50	1		08/08/14 18:22	75-25-2	
Bromomethane	ND	ug/L	7.0	2.5	1		08/08/14 18:22	74-83-9	
2-Butanone (MEK)	ND	ug/L	10.0	5.0	1		08/08/14 18:22	78-93-3	
Carbon disulfide	ND	ug/L	10.0	2.5	1		08/08/14 18:22	75-15-0	
Carbon tetrachloride	ND	ug/L	5.0	0.50	1		08/08/14 18:22	56-23-5	
Chlorobenzene	ND	ug/L	5.0	0.50	1		08/08/14 18:22	108-90-7	
Chloroethane	ND	ug/L	10.0	0.50	1		08/08/14 18:22	75-00-3	
Chloroform	ND	ug/L	5.0	0.50	1		08/08/14 18:22	67-66-3	
Chloromethane	ND	ug/L	10.0	0.50	1		08/08/14 18:22	74-87-3	
Dibromochloromethane	ND	ug/L	5.0	0.50	1		08/08/14 18:22	124-48-1	
1,1-Dichloroethane	ND	ug/L	2.4	0.50	1		08/08/14 18:22	75-34-3	
1,2-Dichloroethane	ND	ug/L	5.0	0.50	1		08/08/14 18:22	107-06-2	
1,1-Dichloroethene	ND	ug/L	5.0	0.50	1		08/08/14 18:22	75-35-4	
cis-1,2-Dichloroethene	**2.9J**	ug/L	5.0	0.50	1		08/08/14 18:22	156-59-2	
trans-1,2-Dichloroethene	ND	ug/L	5.0	0.50	1		08/08/14 18:22	156-60-5	
1,2-Dichloropropane	ND	ug/L	5.0	0.50	1		08/08/14 18:22	78-87-5	
cis-1,3-Dichloropropene	ND	ug/L	1.0	0.50	1		08/08/14 18:22	10061-01-5	
trans-1,3-Dichloropropene	ND	ug/L	1.0	0.50	1		08/08/14 18:22	10061-02-6	
Ethylbenzene	ND	ug/L	5.0	0.50	1		08/08/14 18:22	100-41-4	
2-Hexanone	ND	ug/L	10.0	5.0	1		08/08/14 18:22	591-78-6	
Methylene chloride	ND	ug/L	5.0	0.50	1		08/08/14 18:22	75-09-2	
4-Methyl-2-pentanone (MIBK)	ND	ug/L	10.0	2.5	1		08/08/14 18:22	108-10-1	
Styrene	ND	ug/L	5.0	0.50	1		08/08/14 18:22	100-42-5	
1,1,2,2-Tetrachloroethane	ND	ug/L	1.0	0.50	1		08/08/14 18:22	79-34-5	
Tetrachloroethene	ND	ug/L	5.0	0.50	1		08/08/14 18:22	127-18-4	
Toluene	ND	ug/L	5.0	0.50	1		08/08/14 18:22	108-88-3	
1,1,1-Trichloroethane	ND	ug/L	5.0	0.50	1		08/08/14 18:22	71-55-6	
1,1,2-Trichloroethane	ND	ug/L	5.0	0.50	1		08/08/14 18:22	79-00-5	
Trichloroethene	**1.5J**	ug/L	5.0	0.50	1		08/08/14 18:22	79-01-6	
Vinyl chloride	ND	ug/L	2.0	0.50	1		08/08/14 18:22	75-01-4	
Xylene (Total)	ND	ug/L	5.0	1.5	1		08/08/14 18:22	1330-20-7	
Surrogates									
4-Bromofluorobenzene (S)	98	%	80-120		1		08/08/14 18:22	460-00-4	
1,2-Dichloroethane-d4 (S)	92	%	80-120		1		08/08/14 18:22	17060-07-0	
Toluene-d8 (S)	94	%	80-120		1		08/08/14 18:22	2037-26-5	
Preservation pH	**1.0**		0.10	0.10	1		08/08/14 18:22		

This report shall not be reproduced, except in full,
without the written consent of Pace Analytical Services, Inc..

Pace Analytical Services, Inc.
9608 Loiret Blvd.
Lenexa, KS 66219
(913)599-5665

ANALYTICAL RESULTS

Project: FORT SMITH, AR
Pace Project No.: 60175124

Sample: TB12-20140805 **Lab ID: 60175124002** Collected: 08/05/14 17:20 Received: 08/06/14 08:45 Matrix: Water

Parameters	Results	Units	Report Limit	MDL	DF	Prepared	Analyzed	CAS No.	Qual
8260 MSV	Analytical Method: EPA 5030B/8260								
Acetone	ND	ug/L	10.0	5.0	1		08/08/14 16:13	67-64-1	
Benzene	ND	ug/L	5.0	0.50	1		08/08/14 16:13	71-43-2	
Bromodichloromethane	ND	ug/L	5.0	0.50	1		08/08/14 16:13	75-27-4	
Bromoform	ND	ug/L	5.0	0.50	1		08/08/14 16:13	75-25-2	
Bromomethane	ND	ug/L	7.0	2.5	1		08/08/14 16:13	74-83-9	
2-Butanone (MEK)	ND	ug/L	10.0	5.0	1		08/08/14 16:13	78-93-3	
Carbon disulfide	ND	ug/L	10.0	2.5	1		08/08/14 16:13	75-15-0	
Carbon tetrachloride	ND	ug/L	5.0	0.50	1		08/08/14 16:13	56-23-5	
Chlorobenzene	ND	ug/L	5.0	0.50	1		08/08/14 16:13	108-90-7	
Chloroethane	ND	ug/L	10.0	0.50	1		08/08/14 16:13	75-00-3	
Chloroform	ND	ug/L	5.0	0.50	1		08/08/14 16:13	67-66-3	
Chloromethane	ND	ug/L	10.0	0.50	1		08/08/14 16:13	74-87-3	
Dibromochloromethane	ND	ug/L	5.0	0.50	1		08/08/14 16:13	124-48-1	
1,1-Dichloroethane	ND	ug/L	2.4	0.50	1		08/08/14 16:13	75-34-3	
1,2-Dichloroethane	ND	ug/L	5.0	0.50	1		08/08/14 16:13	107-06-2	
1,1-Dichloroethene	ND	ug/L	5.0	0.50	1		08/08/14 16:13	75-35-4	
cis-1,2-Dichloroethene	ND	ug/L	5.0	0.50	1		08/08/14 16:13	156-59-2	
trans-1,2-Dichloroethene	ND	ug/L	5.0	0.50	1		08/08/14 16:13	156-60-5	
1,2-Dichloropropane	ND	ug/L	5.0	0.50	1		08/08/14 16:13	78-87-5	
cis-1,3-Dichloropropene	ND	ug/L	1.0	0.50	1		08/08/14 16:13	10061-01-5	
trans-1,3-Dichloropropene	ND	ug/L	1.0	0.50	1		08/08/14 16:13	10061-02-6	
Ethylbenzene	ND	ug/L	5.0	0.50	1		08/08/14 16:13	100-41-4	
2-Hexanone	ND	ug/L	10.0	5.0	1		08/08/14 16:13	591-78-6	
Methylene chloride	ND	ug/L	5.0	0.50	1		08/08/14 16:13	75-09-2	
4-Methyl-2-pentanone (MIBK)	ND	ug/L	10.0	2.5	1		08/08/14 16:13	108-10-1	
Styrene	ND	ug/L	5.0	0.50	1		08/08/14 16:13	100-42-5	
1,1,2,2-Tetrachloroethane	ND	ug/L	1.0	0.50	1		08/08/14 16:13	79-34-5	
Tetrachloroethene	ND	ug/L	5.0	0.50	1		08/08/14 16:13	127-18-4	
Toluene	ND	ug/L	5.0	0.50	1		08/08/14 16:13	108-88-3	
1,1,1-Trichloroethane	ND	ug/L	5.0	0.50	1		08/08/14 16:13	71-55-6	
1,1,2-Trichloroethane	ND	ug/L	5.0	0.50	1		08/08/14 16:13	79-00-5	
Trichloroethene	ND	ug/L	5.0	0.50	1		08/08/14 16:13	79-01-6	
Vinyl chloride	ND	ug/L	2.0	0.50	1		08/08/14 16:13	75-01-4	
Xylene (Total)	ND	ug/L	5.0	1.5	1		08/08/14 16:13	1330-20-7	
Surrogates									
4-Bromofluorobenzene (S)	96	%	80-120		1		08/08/14 16:13	460-00-4	
1,2-Dichloroethane-d4 (S)	91	%	80-120		1		08/08/14 16:13	17060-07-0	
Toluene-d8 (S)	95	%	80-120		1		08/08/14 16:13	2037-26-5	
Preservation pH	**1.0**		0.10	0.10	1		08/08/14 16:13		

This report shall not be reproduced, except in full,
without the written consent of Pace Analytical Services, Inc..

Pace Analytical Services, Inc.
9608 Loiret Blvd.
Lenexa, KS 66219
(913)599-5665

QUALITY CONTROL DATA

Project: FORT SMITH, AR
Pace Project No.: 60175124

QC Batch: MSV/63439
QC Batch Method: EPA 5030B/8260
Analysis Method: EPA 5030B/8260
Analysis Description: 8260 MSV Water 10 mL Purge
Associated Lab Samples: 60175124001, 60175124002

METHOD BLANK: 1422483
Matrix: Water
Associated Lab Samples: 60175124001, 60175124002

Parameter	Units	Blank Result	Reporting Limit	Analyzed	Qualifiers
1,1,1-Trichloroethane	ug/L	ND	5.0	08/08/14 15:59	
1,1,2,2-Tetrachloroethane	ug/L	ND	1.0	08/08/14 15:59	
1,1,2-Trichloroethane	ug/L	ND	5.0	08/08/14 15:59	
1,1-Dichloroethane	ug/L	ND	2.4	08/08/14 15:59	
1,1-Dichloroethene	ug/L	ND	5.0	08/08/14 15:59	
1,2-Dichloroethane	ug/L	ND	5.0	08/08/14 15:59	
1,2-Dichloropropane	ug/L	ND	5.0	08/08/14 15:59	
2-Butanone (MEK)	ug/L	ND	10.0	08/08/14 15:59	
2-Hexanone	ug/L	ND	10.0	08/08/14 15:59	
4-Methyl-2-pentanone (MIBK)	ug/L	ND	10.0	08/08/14 15:59	
Acetone	ug/L	ND	10.0	08/08/14 15:59	
Benzene	ug/L	ND	5.0	08/08/14 15:59	
Bromodichloromethane	ug/L	ND	5.0	08/08/14 15:59	
Bromoform	ug/L	ND	5.0	08/08/14 15:59	
Bromomethane	ug/L	ND	7.0	08/08/14 15:59	
Carbon disulfide	ug/L	ND	10.0	08/08/14 15:59	
Carbon tetrachloride	ug/L	ND	5.0	08/08/14 15:59	
Chlorobenzene	ug/L	ND	5.0	08/08/14 15:59	
Chloroethane	ug/L	ND	10.0	08/08/14 15:59	
Chloroform	ug/L	ND	5.0	08/08/14 15:59	
Chloromethane	ug/L	ND	10.0	08/08/14 15:59	
cis-1,2-Dichloroethene	ug/L	ND	5.0	08/08/14 15:59	
cis-1,3-Dichloropropene	ug/L	ND	1.0	08/08/14 15:59	
Dibromochloromethane	ug/L	ND	5.0	08/08/14 15:59	
Ethylbenzene	ug/L	ND	5.0	08/08/14 15:59	
Methylene chloride	ug/L	ND	5.0	08/08/14 15:59	
Styrene	ug/L	ND	5.0	08/08/14 15:59	
Tetrachloroethene	ug/L	ND	5.0	08/08/14 15:59	
Toluene	ug/L	ND	5.0	08/08/14 15:59	
trans-1,2-Dichloroethene	ug/L	ND	5.0	08/08/14 15:59	
trans-1,3-Dichloropropene	ug/L	ND	1.0	08/08/14 15:59	
Trichloroethene	ug/L	ND	5.0	08/08/14 15:59	
Vinyl chloride	ug/L	ND	2.0	08/08/14 15:59	
Xylene (Total)	ug/L	ND	5.0	08/08/14 15:59	
1,2-Dichloroethane-d4 (S)	%	88	80-120	08/08/14 15:59	
4-Bromofluorobenzene (S)	%	95	80-120	08/08/14 15:59	
Toluene-d8 (S)	%	90	80-120	08/08/14 15:59	

Results presented on this page are in the units indicated by the "Units" column except where an alternate unit is presented to the right of the result.

This report shall not be reproduced, except in full,
without the written consent of Pace Analytical Services, Inc..

Pace Analytical Services, Inc.
9608 Loiret Blvd.
Lenexa, KS 66219
(913)599-5665

QUALITY CONTROL DATA

Project: FORT SMITH, AR
Pace Project No.: 60175124

LABORATORY CONTROL SAMPLE: 1422484

Parameter	Units	Spike Conc.	LCS Result	LCS % Rec	% Rec Limits	Qualifiers
1,1,1-Trichloroethane	ug/L	20	22.3	112	80-121	
1,1,2,2-Tetrachloroethane	ug/L	20	17.1	86	73-124	
1,1,2-Trichloroethane	ug/L	20	19.5	98	80-120	
1,1-Dichloroethane	ug/L	20	20.3	102	77-120	
1,1-Dichloroethene	ug/L	20	20.8	104	78-126	
1,2-Dichloroethane	ug/L	20	20.4	102	77-123	
1,2-Dichloropropane	ug/L	20	21.2	106	80-121	
2-Butanone (MEK)	ug/L	100	97.1	97	52-145	
2-Hexanone	ug/L	100	88.3	88	57-139	
4-Methyl-2-pentanone (MIBK)	ug/L	100	99.6	100	71-131	
Acetone	ug/L	100	90.7	91	32-155	
Benzene	ug/L	20	21.2	106	80-120	
Bromodichloromethane	ug/L	20	22.0	110	80-120	
Bromoform	ug/L	20	19.9	100	73-124	
Bromomethane	ug/L	20	7.6	38	31-144	
Carbon disulfide	ug/L	20	20.9	105	65-125	
Carbon tetrachloride	ug/L	20	21.5	108	78-128	
Chlorobenzene	ug/L	20	19.9	100	80-120	
Chloroethane	ug/L	20	21.7	108	55-137	
Chloroform	ug/L	20	21.3	107	79-120	
Chloromethane	ug/L	20	12.9	64	22-138	
cis-1,2-Dichloroethene	ug/L	20	21.4	107	80-120	
cis-1,3-Dichloropropene	ug/L	20	20.5	102	80-120	
Dibromochloromethane	ug/L	20	19.7	99	80-120	
Ethylbenzene	ug/L	20	20.6	103	80-121	
Methylene chloride	ug/L	20	21.9	109	73-126	
Styrene	ug/L	20	20.7	104	80-120	
Tetrachloroethene	ug/L	20	21.6	108	80-121	
Toluene	ug/L	20	19.5	97	80-122	
trans-1,2-Dichloroethene	ug/L	20	21.0	105	79-121	
trans-1,3-Dichloropropene	ug/L	20	18.5	92	80-127	
Trichloroethene	ug/L	20	22.7	113	80-120	
Vinyl chloride	ug/L	20	16.8	84	59-120	
Xylene (Total)	ug/L	60	60.5	101	80-121	
1,2-Dichloroethane-d4 (S)	%			92	80-120	
4-Bromofluorobenzene (S)	%			96	80-120	
Toluene-d8 (S)	%			95	80-120	

Results presented on this page are in the units indicated by the "Units" column except where an alternate unit is presented to the right of the result.

This report shall not be reproduced, except in full,
without the written consent of Pace Analytical Services, Inc..

Pace Analytical Services, Inc.
9608 Loiret Blvd.
Lenexa, KS 66219
(913)599-5665

QUALIFIERS

Project: FORT SMITH, AR
Pace Project No.: 60175124

DEFINITIONS

DF - Dilution Factor, if reported, represents the factor applied to the reported data due to changes in sample preparation, dilution of the sample aliquot, or moisture content.

ND - Not Detected at or above adjusted reporting limit.

J - Estimated concentration above the adjusted method detection limit and below the adjusted reporting limit.

MDL - Adjusted Method Detection Limit.

PQL - Practical Quantitation Limit.

RL - Reporting Limit.

S - Surrogate

1,2-Diphenylhydrazine (8270 listed analyte) decomposes to Azobenzene.

Consistent with EPA guidelines, unrounded data are displayed and have been used to calculate % recovery and RPD values.

LCS(D) - Laboratory Control Sample (Duplicate)

MS(D) - Matrix Spike (Duplicate)

DUP - Sample Duplicate

RPD - Relative Percent Difference

NC - Not Calculable.

SG - Silica Gel - Clean-Up

U - Indicates the compound was analyzed for, but not detected.

N-Nitrosodiphenylamine decomposes and cannot be separated from Diphenylamine using Method 8270. The result reported for each analyte is a combined concentration.

Pace Analytical is TNI accredited. Contact your Pace PM for the current list of accredited analytes.

TNI - The NELAC Institute.

BATCH QUALIFIERS

Batch: MSV/63439

[M5] A matrix spike/matrix spike duplicate was not performed for this batch due to insufficient sample volume.

This report shall not be reproduced, except in full,
without the written consent of Pace Analytical Services, Inc..

Pace Analytical Services, Inc.
9608 Loiret Blvd.
Lenexa, KS 66219
(913)599-5665

QUALITY CONTROL DATA CROSS REFERENCE TABLE

Project: FORT SMITH, AR
Pace Project No.: 60175124

Lab ID	Sample ID	QC Batch Method	QC Batch	Analytical Method	Analytical Batch
60175124001	**DP-38-082014**	EPA 5030B/8260	MSV/63439		
60175124002	**TB12-20140805**	EPA 5030B/8260	MSV/63439		

This report shall not be reproduced, except in full,
without the written consent of Pace Analytical Services, Inc..

Pace Analytical
www.pacelabs.com

Sample Condition Upon Receipt

WO#: 60175122
60175122

Client Name: Environ

Optional
Proj Due Date:
Proj Name:

Courier: Fed Ex ☒ UPS ☐ USPS ☐ Client ☐ Commercial ☐ Pace ☐ Other ☐

Tracking #: 6113 5277 3541 Pace Shipping Label Used? Yes ☐ No ☒

Custody Seal on Cooler/Box Present: Yes ☒ No ☐ Seals intact: Yes ☒ No ☐

Packing Material: Bubble Wrap ☒ Bubble Bags ☐ Foam ☐ None ☐ Other ☐

Thermometer Used: T-239 / T-194 **Type of Ice:** Wet Blue None ☐ Samples received on ice, cooling process has begun.
(circle one)

Cooler Temperature: 3.8

Temperature should be above freezing to 6°C

Date and initials of person examining contents: 8/6/14 925

Chain of Custody present:	☒Yes ☐No ☐N/A	1.
Chain of Custody filled out:	☒Yes ☐No ☐N/A	2.
Chain of Custody relinquished:	☒Yes ☐No ☐N/A	3.
Sampler name & signature on COC:	☒Yes ☐No ☐N/A	4.
Samples arrived within holding time:	☒Yes ☐No ☐N/A	5.
Short Hold Time analyses (<72hr):	☐Yes ☒No ☐N/A	6. 5035 kits
Rush Turn Around Time requested:	☐Yes ☒No ☐N/A	7.
Sufficient volume:	☒Yes ☐No ☐N/A	8.
Correct containers used:	☒Yes ☐No ☐N/A	
Pace containers used:	☒Yes ☐No ☐N/A	9.
Containers intact:	☒Yes ☐No ☐N/A	10.
Unpreserved 5035A soils frozen w/in 48hrs?	☒Yes ☐No ☐N/A	11.
Filtered volume received for dissolved tests?	☐Yes ☐No ☒N/A	12.
Sample labels match COC: Includes date/time/ID/analyses Matrix: Soil / water	☒Yes ☐No ☐N/A	13.
All containers needing preservation have been checked.	☐Yes ☐No ☒N/A	
All containers needing preservation are found to be in compliance with EPA recommendation.	☐Yes ☐No ☒N/A	14.
Exceptions: VOA, coliform, TOC, O&G, WI-DRO (water), Phenolics	☒Yes ☐No	Initial when completed / Lot # of added preservative
Trip Blank present: Pace Trip Blank lot # (if purchased): 061614-3 / 111813-7	☒Yes ☐No ☐N/A	15.
Headspace in VOA vials (>6mm):	☐Yes ☒No ☐N/A	16.
Project sampled in USDA Regulated Area:	☐Yes ☒No ☒N/A	17. List State: AR - Fort Smith

Client Notification/ Resolution: Copy COC to Client? Y / N Field Data Required? Y / N

Person Contacted: _____ Date/Time: _____

Comments/ Resolution: _____

Project Manager Review: mjw Date: 8/7/14

Pace Analytical
www.pacelabs.com

CHAIN-OF-CUSTODY / Analytical Request Document

The Chain-of-Custody is a LEGAL DOCUMENT. All relevant fields must be completed accurately.

Page: 1 of 1

1777349

Section A Required Client Information:

Company: ENVIRON
Address: 7500 College Blvd. STE. 925 Overland Park, KS 66210
Email To: wstonestreet@environcorp.com
Phone: 913-553-5426 Fax:
Requested Due Date/TAT: Standard TAT

Section B Required Project Information:

Report To: Wendy Stonestreet
Copy To: Tamara Gleason tgleason@environcorp.com
Purchase Order No.:
Project Name: Fort Smith, AR
Project Number: 3433233A

Section C Invoice Information:

Attention: Tamara Gleason
Company Name: ENVIRON
Address:
Pace Quote Reference:
Pace Project Manager:
Pace Profile #:

REGULATORY AGENCY: ☐ NPDES ☐ GROUND WATER ☐ DRINKING WATER ☐ UST ☐ RCRA ☐ OTHER

Site Location STATE:

Requested Analysis Filtered (Y/N): N

Section D Required Client Information

Matrix Codes MATRIX / CODE: Drinking Water DW, Water WT, Waste Water WW, Product P, Soil/Solid SL, Oil OL, Wipe WP, Air AR, Tissue TS, Other OT

SAMPLE ID (A-Z, 0-9 / ,-) Sample IDs MUST BE UNIQUE

ITEM #	SAMPLE ID	MATRIX CODE (see valid codes to left)	SAMPLE TYPE (G=GRAB C=COMP)	COLLECTED Composite Start Date	Composite Start Time	Composite End/Grab Date	Composite End/Grab Time	SAMPLE TEMP AT COLLECTION	# OF CONTAINERS	Unpreserved	H_2SO_4	HNO_3	HCl	NaOH	$Na_2S_2O_3$	Methanol	Other	Analysis Test: 8260 specific 1-5	Residual Chlorine (Y/N)	Pace Project No./ Lab I.D.
1	DP-38 (5.0 FT) -082014	SL	G	8/5/14		8/5/14	1435		5	X			~~X~~			X	X	X		2(VOA)(DG9M)(DG9M)(DG9M) 60175122
2	DP-38 (14.5 FT) -082014						1450													60175124
3	DP-38 (18.0 FT) -082014			N2			1500													
4	DP-38 (22.0 FT) -082014						1515													
5	DP-38 (25.0 FT) -082014						1530													
6	DP-38 -082014	WT					1720		3	~~X~~ N2			X							3(DG9H)
7	Trip Blank 01 -082014	WT							2	~~X~~										2(VOA)
8	Trip Blank 02 -082014	WT							2				X							2(DG9H)
9	Temp Blank																			
10																				
11																				
12																				

ADDITIONAL COMMENTS	RELINQUISHED BY / AFFILIATION	DATE	TIME	ACCEPTED BY / AFFILIATION	DATE	TIME	SAMPLE CONDITIONS			
	[signature] / ENVIRON	8/5/14	1820	[signature] Pace	8/6/14	845	3.8	Y	Y	Y

ORIGINAL

SAMPLER NAME AND SIGNATURE

PRINT Name of SAMPLER: Nick Zurweller

SIGNATURE of SAMPLER: [signature] DATE Signed (MM/DD/YY): 8/5/14

Temp in °C | Received on Ice (Y/N) | Custody Sealed Cooler (Y/N) | Samples Intact (Y/N)

*Important Note: By signing this form you are accepting Pace's NET 30 day payment terms and agreeing to late charges of 1.5% per month for any invoices not paid within 30 days.

F-ALL-Q-020rev.07, 15-May-2007

Pace Analytical Services, Inc.
9608 Loiret Blvd.
Lenexa, KS 66219
(913)599-5665

August 18, 2014

Wendy Stonestreet
Environ International Corporation
7500 College Blvd Ste 925
Overland Park, KS 66210

RE: Project: FORT SMITH, AR
Pace Project No.: 60175235

Dear Wendy Stonestreet:
Enclosed are the analytical results for sample(s) received by the laboratory on August 07, 2014. The results relate only to the samples included in this report. Results reported herein conform to the most current TNI standards and the laboratory's Quality Assurance Manual, where applicable, unless otherwise noted in the body of the report.

If you have any questions concerning this report, please feel free to contact me.

Sincerely,

Mary Jane Walls
maryjane.walls@pacelabs.com
PM Lab Management

Enclosures

cc: EDD, Environ_AR
Tamara Gleason, ENVIRON International Corporation

This report shall not be reproduced, except in full,
without the written consent of Pace Analytical Services, Inc..

Pace Analytical Services, Inc.
9608 Loiret Blvd.
Lenexa, KS 66219
(913)599-5665

CERTIFICATIONS

Project: FORT SMITH, AR
Pace Project No.: 60175235

Kansas Certification IDs
9608 Loiret Boulevard, Lenexa, KS 66219
WY STR Certification #: 2456.01
Arkansas Certification #: 13-012-0
Illinois Certification #: 003097
Iowa Certification #: 118
Kansas/NELAP Certification #: E-10116
Louisiana Certification #: 03055
Nevada Certification #: KS000212008A
Oklahoma Certification #: 9205/9935
Texas Certification #: T104704407
Utah Certification #: KS00021

This report shall not be reproduced, except in full,
without the written consent of Pace Analytical Services, Inc..

Pace Analytical Services, Inc.
9608 Loiret Blvd.
Lenexa, KS 66219
(913)599-5665

SAMPLE SUMMARY

Project: FORT SMITH, AR
Pace Project No.: 60175235

Lab ID	Sample ID	Matrix	Date Collected	Date Received
60175235001	**DP-39 (4.0 FT) - 082014**	Solid	08/06/14 07:50	08/07/14 02:21
60175235002	**DP-39 (7.0 FT) - 082014**	Solid	08/06/14 08:10	08/07/14 02:21
60175235003	**DP-39 (7.0 FT) - 082014-DUP**	Solid	08/06/14 08:10	08/07/14 02:21
60175235004	**DP-39 (16.5 FT) - 082014**	Solid	08/06/14 08:35	08/07/14 02:21
60175235005	**DP-39 (23.5 FT) - 082014**	Solid	08/06/14 09:00	08/07/14 02:21
60175235006	**DP-39 (28.0 FT) - 082014**	Solid	08/06/14 09:20	08/07/14 02:21
60175235007	**TB13-20140806**	Solid	08/06/14 09:20	08/07/14 02:21

This report shall not be reproduced, except in full,
without the written consent of Pace Analytical Services, Inc..

Pace Analytical Services, Inc.
9608 Loiret Blvd.
Lenexa, KS 66219
(913)599-5665

SAMPLE ANALYTE COUNT

Project: FORT SMITH, AR
Pace Project No.: 60175235

Lab ID	Sample ID	Method	Analysts	Analytes Reported
60175235001	**DP-39 (4.0 FT) - 082014**	EPA 8260	JKL	37
		ASTM D2974	DWC	1
60175235002	**DP-39 (7.0 FT) - 082014**	EPA 8260	JKL	37
		ASTM D2974	DWC	1
60175235003	**DP-39 (7.0 FT) - 082014-DUP**	EPA 8260	TJT	37
		ASTM D2974	DWC	1
60175235004	**DP-39 (16.5 FT) - 082014**	EPA 8260	TJT	37
		ASTM D2974	DWC	1
60175235005	**DP-39 (23.5 FT) - 082014**	EPA 8260	TJT	37
		ASTM D2974	DWC	1
60175235006	**DP-39 (28.0 FT) - 082014**	EPA 8260	TJT	37
		ASTM D2974	DWC	1
60175235007	**TB13-20140806**	EPA 8260	TJT	37

This report shall not be reproduced, except in full,
without the written consent of Pace Analytical Services, Inc..

Pace Analytical Services, Inc.
9608 Loiret Blvd.
Lenexa, KS 66219
(913)599-5665

PROJECT NARRATIVE

Project: FORT SMITH, AR
Pace Project No.: 60175235

Method: **EPA 8260**
Description: 8260 MSV 5035A VOA
Client: Environ_AR
Date: August 18, 2014

General Information:
7 samples were analyzed for EPA 8260. All samples were received in acceptable condition with any exceptions noted below.

Hold Time:
The samples were analyzed within the method required hold times with any exceptions noted below.

Initial Calibrations (including MS Tune as applicable):
All criteria were within method requirements with any exceptions noted below.

Continuing Calibration:
All criteria were within method requirements with any exceptions noted below.

Internal Standards:
All internal standards were within QC limits with any exceptions noted below.

Surrogates:
All surrogates were within QC limits with any exceptions noted below.

Method Blank:
All analytes were below the report limit in the method blank, where applicable, with any exceptions noted below.

Laboratory Control Spike:
All laboratory control spike compounds were within QC limits with any exceptions noted below.

QC Batch: MSV/63457

L0: Analyte recovery in the laboratory control sample (LCS) was outside QC limits.

- LCS (Lab ID: 1422645)
  - Bromomethane
  - Chloromethane

Matrix Spikes:
All percent recoveries and relative percent differences (RPDs) were within acceptance criteria with any exceptions noted below.

QC Batch: MSV/63457

A matrix spike/matrix spike duplicate was not performed due to insufficient sample volume.

QC Batch: MSV/63525

A matrix spike/matrix spike duplicate was not performed due to insufficient sample volume.

Additional Comments:

This data package has been reviewed for quality and completeness and is approved for release.

This report shall not be reproduced, except in full,
without the written consent of Pace Analytical Services, Inc..

Pace Analytical Services, Inc.
9608 Loiret Blvd.
Lenexa, KS 66219
(913)599-5665

ANALYTICAL RESULTS

Project: FORT SMITH, AR
Pace Project No.: 60175235

Sample: DP-39 (4.0 FT) - 082014 **Lab ID: 60175235001** Collected: 08/06/14 07:50 Received: 08/07/14 02:21 Matrix: Solid

Results reported on a "dry-weight" basis

Parameters	Results	Units	Report Limit	MDL	DF	Prepared	Analyzed	CAS No.	Qual
8260 MSV 5035A VOA	Analytical Method: EPA 8260								
Acetone	ND	ug/kg	21.7	10.8	1		08/08/14 20:12	67-64-1	
Benzene	ND	ug/kg	5.4	2.7	1		08/08/14 20:12	71-43-2	
Bromodichloromethane	ND	ug/kg	5.4	2.7	1		08/08/14 20:12	75-27-4	
Bromoform	ND	ug/kg	5.4	2.7	1		08/08/14 20:12	75-25-2	
Bromomethane	ND	ug/kg	5.4	2.7	1		08/08/14 20:12	74-83-9	L3
2-Butanone (MEK)	ND	ug/kg	10.8	5.4	1		08/08/14 20:12	78-93-3	
Carbon disulfide	ND	ug/kg	5.4	2.7	1		08/08/14 20:12	75-15-0	
Carbon tetrachloride	ND	ug/kg	5.4	2.7	1		08/08/14 20:12	56-23-5	
Chlorobenzene	ND	ug/kg	5.4	2.7	1		08/08/14 20:12	108-90-7	
Chloroethane	ND	ug/kg	5.4	2.7	1		08/08/14 20:12	75-00-3	
Chloroform	ND	ug/kg	5.4	2.7	1		08/08/14 20:12	67-66-3	
Chloromethane	ND	ug/kg	5.4	2.7	1		08/08/14 20:12	74-87-3	L3
Dibromochloromethane	ND	ug/kg	5.4	2.7	1		08/08/14 20:12	124-48-1	
1,1-Dichloroethane	ND	ug/kg	5.4	2.7	1		08/08/14 20:12	75-34-3	
1,2-Dichloroethane	ND	ug/kg	5.4	2.7	1		08/08/14 20:12	107-06-2	
1,1-Dichloroethene	ND	ug/kg	5.4	2.7	1		08/08/14 20:12	75-35-4	
cis-1,2-Dichloroethene	ND	ug/kg	5.4	2.7	1		08/08/14 20:12	156-59-2	
trans-1,2-Dichloroethene	ND	ug/kg	5.4	2.7	1		08/08/14 20:12	156-60-5	
1,2-Dichloropropane	ND	ug/kg	5.4	2.7	1		08/08/14 20:12	78-87-5	
cis-1,3-Dichloropropene	ND	ug/kg	5.4	2.7	1		08/08/14 20:12	10061-01-5	
trans-1,3-Dichloropropene	ND	ug/kg	5.4	2.7	1		08/08/14 20:12	10061-02-6	
Ethylbenzene	ND	ug/kg	5.4	2.7	1		08/08/14 20:12	100-41-4	
2-Hexanone	ND	ug/kg	21.7	10.8	1		08/08/14 20:12	591-78-6	
Methylene chloride	ND	ug/kg	5.4	2.7	1		08/08/14 20:12	75-09-2	
4-Methyl-2-pentanone (MIBK)	ND	ug/kg	10.8	5.4	1		08/08/14 20:12	108-10-1	
Styrene	ND	ug/kg	5.4	2.7	1		08/08/14 20:12	100-42-5	
1,1,2,2-Tetrachloroethane	ND	ug/kg	5.4	2.7	1		08/08/14 20:12	79-34-5	
Tetrachloroethene	ND	ug/kg	5.4	2.7	1		08/08/14 20:12	127-18-4	
Toluene	ND	ug/kg	5.4	2.7	1		08/08/14 20:12	108-88-3	
1,1,1-Trichloroethane	ND	ug/kg	5.4	2.7	1		08/08/14 20:12	71-55-6	
1,1,2-Trichloroethane	ND	ug/kg	5.4	2.7	1		08/08/14 20:12	79-00-5	
Trichloroethene	**3.2J**	ug/kg	5.4	2.7	1		08/08/14 20:12	79-01-6	
Vinyl chloride	ND	ug/kg	5.4	2.7	1		08/08/14 20:12	75-01-4	
Xylene (Total)	ND	ug/kg	5.4	2.7	1		08/08/14 20:12	1330-20-7	
Surrogates									
Toluene-d8 (S)	108	%	80-120		1		08/08/14 20:12	2037-26-5	
4-Bromofluorobenzene (S)	104	%	76-123		1		08/08/14 20:12	460-00-4	
1,2-Dichloroethane-d4 (S)	118	%	75-129		1		08/08/14 20:12	17060-07-0	
Percent Moisture	Analytical Method: ASTM D2974								
Percent Moisture	**19.2**	%	0.50	0.50	1		08/08/14 00:00		

REPORT OF LABORATORY ANALYSIS

This report shall not be reproduced, except in full,
without the written consent of Pace Analytical Services, Inc..

Pace Analytical Services, Inc.
9608 Loiret Blvd.
Lenexa, KS 66219
(913)599-5665

ANALYTICAL RESULTS

Project: FORT SMITH, AR
Pace Project No.: 60175235

Sample: DP-39 (7.0 FT) - 082014 **Lab ID: 60175235002** Collected: 08/06/14 08:10 Received: 08/07/14 02:21 Matrix: Solid

Results reported on a "dry-weight" basis

Parameters	Results	Units	Report Limit	MDL	DF	Prepared	Analyzed	CAS No.	Qual
8260 MSV 5035A VOA	Analytical Method: EPA 8260								
Acetone	ND	ug/kg	17.7	8.9	1		08/08/14 20:27	67-64-1	
Benzene	ND	ug/kg	4.4	2.2	1		08/08/14 20:27	71-43-2	
Bromodichloromethane	ND	ug/kg	4.4	2.2	1		08/08/14 20:27	75-27-4	
Bromoform	ND	ug/kg	4.4	2.2	1		08/08/14 20:27	75-25-2	
Bromomethane	ND	ug/kg	4.4	2.2	1		08/08/14 20:27	74-83-9	L3
2-Butanone (MEK)	ND	ug/kg	8.9	4.4	1		08/08/14 20:27	78-93-3	
Carbon disulfide	ND	ug/kg	4.4	2.2	1		08/08/14 20:27	75-15-0	
Carbon tetrachloride	ND	ug/kg	4.4	2.2	1		08/08/14 20:27	56-23-5	
Chlorobenzene	ND	ug/kg	4.4	2.2	1		08/08/14 20:27	108-90-7	
Chloroethane	ND	ug/kg	4.4	2.2	1		08/08/14 20:27	75-00-3	
Chloroform	ND	ug/kg	4.4	2.2	1		08/08/14 20:27	67-66-3	
Chloromethane	ND	ug/kg	4.4	2.2	1		08/08/14 20:27	74-87-3	L3
Dibromochloromethane	ND	ug/kg	4.4	2.2	1		08/08/14 20:27	124-48-1	
1,1-Dichloroethane	ND	ug/kg	4.4	2.2	1		08/08/14 20:27	75-34-3	
1,2-Dichloroethane	ND	ug/kg	4.4	2.2	1		08/08/14 20:27	107-06-2	
1,1-Dichloroethene	ND	ug/kg	4.4	2.2	1		08/08/14 20:27	75-35-4	
cis-1,2-Dichloroethene	ND	ug/kg	4.4	2.2	1		08/08/14 20:27	156-59-2	
trans-1,2-Dichloroethene	ND	ug/kg	4.4	2.2	1		08/08/14 20:27	156-60-5	
1,2-Dichloropropane	ND	ug/kg	4.4	2.2	1		08/08/14 20:27	78-87-5	
cis-1,3-Dichloropropene	ND	ug/kg	4.4	2.2	1		08/08/14 20:27	10061-01-5	
trans-1,3-Dichloropropene	ND	ug/kg	4.4	2.2	1		08/08/14 20:27	10061-02-6	
Ethylbenzene	ND	ug/kg	4.4	2.2	1		08/08/14 20:27	100-41-4	
2-Hexanone	ND	ug/kg	17.7	8.9	1		08/08/14 20:27	591-78-6	
Methylene chloride	ND	ug/kg	4.4	2.2	1		08/08/14 20:27	75-09-2	
4-Methyl-2-pentanone (MIBK)	ND	ug/kg	8.9	4.4	1		08/08/14 20:27	108-10-1	
Styrene	ND	ug/kg	4.4	2.2	1		08/08/14 20:27	100-42-5	
1,1,2,2-Tetrachloroethane	ND	ug/kg	4.4	2.2	1		08/08/14 20:27	79-34-5	
Tetrachloroethene	ND	ug/kg	4.4	2.2	1		08/08/14 20:27	127-18-4	
Toluene	ND	ug/kg	4.4	2.2	1		08/08/14 20:27	108-88-3	
1,1,1-Trichloroethane	ND	ug/kg	4.4	2.2	1		08/08/14 20:27	71-55-6	
1,1,2-Trichloroethane	ND	ug/kg	4.4	2.2	1		08/08/14 20:27	79-00-5	
Trichloroethene	ND	ug/kg	4.4	2.2	1		08/08/14 20:27	79-01-6	
Vinyl chloride	ND	ug/kg	4.4	2.2	1		08/08/14 20:27	75-01-4	
Xylene (Total)	ND	ug/kg	4.4	2.2	1		08/08/14 20:27	1330-20-7	
Surrogates									
Toluene-d8 (S)	107	%	80-120		1		08/08/14 20:27	2037-26-5	
4-Bromofluorobenzene (S)	104	%	76-123		1		08/08/14 20:27	460-00-4	
1,2-Dichloroethane-d4 (S)	117	%	75-129		1		08/08/14 20:27	17060-07-0	
Percent Moisture	Analytical Method: ASTM D2974								
Percent Moisture	**14.5**	%	0.50	0.50	1		08/08/14 00:00		

REPORT OF LABORATORY ANALYSIS

This report shall not be reproduced, except in full,
without the written consent of Pace Analytical Services, Inc..

Pace Analytical Services, Inc.
9608 Loiret Blvd.
Lenexa, KS 66219
(913)599-5665

ANALYTICAL RESULTS

Project: FORT SMITH, AR
Pace Project No.: 60175235

Sample: DP-39 (7.0 FT) - 082014-DUP **Lab ID: 60175235003** Collected: 08/06/14 08:10 Received: 08/07/14 02:21 Matrix: Solid

Results reported on a "dry-weight" basis

Parameters	Results	Units	Report Limit	MDL	DF	Prepared	Analyzed	CAS No.	Qual
8260 MSV 5035A VOA	Analytical Method: EPA 8260								
Acetone	ND	ug/kg	18.3	9.1	1		08/13/14 16:44	67-64-1	
Benzene	ND	ug/kg	4.6	2.3	1		08/13/14 16:44	71-43-2	
Bromodichloromethane	ND	ug/kg	4.6	2.3	1		08/13/14 16:44	75-27-4	
Bromoform	ND	ug/kg	4.6	2.3	1		08/13/14 16:44	75-25-2	
Bromomethane	ND	ug/kg	4.6	2.3	1		08/13/14 16:44	74-83-9	
2-Butanone (MEK)	ND	ug/kg	9.1	4.6	1		08/13/14 16:44	78-93-3	
Carbon disulfide	ND	ug/kg	4.6	2.3	1		08/13/14 16:44	75-15-0	
Carbon tetrachloride	ND	ug/kg	4.6	2.3	1		08/13/14 16:44	56-23-5	
Chlorobenzene	ND	ug/kg	4.6	2.3	1		08/13/14 16:44	108-90-7	
Chloroethane	ND	ug/kg	4.6	2.3	1		08/13/14 16:44	75-00-3	
Chloroform	ND	ug/kg	4.6	2.3	1		08/13/14 16:44	67-66-3	
Chloromethane	ND	ug/kg	4.6	2.3	1		08/13/14 16:44	74-87-3	
Dibromochloromethane	ND	ug/kg	4.6	2.3	1		08/13/14 16:44	124-48-1	
1,1-Dichloroethane	ND	ug/kg	4.6	2.3	1		08/13/14 16:44	75-34-3	
1,2-Dichloroethane	ND	ug/kg	4.6	2.3	1		08/13/14 16:44	107-06-2	
1,1-Dichloroethene	ND	ug/kg	4.6	2.3	1		08/13/14 16:44	75-35-4	
cis-1,2-Dichloroethene	ND	ug/kg	4.6	2.3	1		08/13/14 16:44	156-59-2	
trans-1,2-Dichloroethene	ND	ug/kg	4.6	2.3	1		08/13/14 16:44	156-60-5	
1,2-Dichloropropane	ND	ug/kg	4.6	2.3	1		08/13/14 16:44	78-87-5	
cis-1,3-Dichloropropene	ND	ug/kg	4.6	2.3	1		08/13/14 16:44	10061-01-5	
trans-1,3-Dichloropropene	ND	ug/kg	4.6	2.3	1		08/13/14 16:44	10061-02-6	
Ethylbenzene	ND	ug/kg	4.6	2.3	1		08/13/14 16:44	100-41-4	
2-Hexanone	ND	ug/kg	18.3	9.1	1		08/13/14 16:44	591-78-6	
Methylene chloride	ND	ug/kg	4.6	2.3	1		08/13/14 16:44	75-09-2	
4-Methyl-2-pentanone (MIBK)	ND	ug/kg	9.1	4.6	1		08/13/14 16:44	108-10-1	
Styrene	ND	ug/kg	4.6	2.3	1		08/13/14 16:44	100-42-5	
1,1,2,2-Tetrachloroethane	ND	ug/kg	4.6	2.3	1		08/13/14 16:44	79-34-5	
Tetrachloroethene	ND	ug/kg	4.6	2.3	1		08/13/14 16:44	127-18-4	
Toluene	ND	ug/kg	4.6	2.3	1		08/13/14 16:44	108-88-3	
1,1,1-Trichloroethane	ND	ug/kg	4.6	2.3	1		08/13/14 16:44	71-55-6	
1,1,2-Trichloroethane	ND	ug/kg	4.6	2.3	1		08/13/14 16:44	79-00-5	
Trichloroethene	ND	ug/kg	4.6	2.3	1		08/13/14 16:44	79-01-6	
Vinyl chloride	ND	ug/kg	4.6	2.3	1		08/13/14 16:44	75-01-4	
Xylene (Total)	ND	ug/kg	4.6	2.3	1		08/13/14 16:44	1330-20-7	
Surrogates									
Toluene-d8 (S)	101	%	80-120		1		08/13/14 16:44	2037-26-5	
4-Bromofluorobenzene (S)	98	%	76-123		1		08/13/14 16:44	460-00-4	
1,2-Dichloroethane-d4 (S)	105	%	75-129		1		08/13/14 16:44	17060-07-0	
Percent Moisture	Analytical Method: ASTM D2974								
Percent Moisture	**14.7**	%	0.50	0.50	1		08/08/14 00:00		

This report shall not be reproduced, except in full,
without the written consent of Pace Analytical Services, Inc..

Pace Analytical Services, Inc.
9608 Loiret Blvd.
Lenexa, KS 66219
(913)599-5665

ANALYTICAL RESULTS

Project: FORT SMITH, AR
Pace Project No.: 60175235

Sample: DP-39 (16.5 FT) - 082014 **Lab ID: 60175235004** Collected: 08/06/14 08:35 Received: 08/07/14 02:21 Matrix: Solid

Results reported on a "dry-weight" basis

Parameters	Results	Units	Report Limit	MDL	DF	Prepared	Analyzed	CAS No.	Qual
8260 MSV 5035A VOA	Analytical Method: EPA 8260								
Acetone	ND	ug/kg	17.6	8.8	1		08/13/14 16:59	67-64-1	
Benzene	ND	ug/kg	4.4	2.2	1		08/13/14 16:59	71-43-2	
Bromodichloromethane	ND	ug/kg	4.4	2.2	1		08/13/14 16:59	75-27-4	
Bromoform	ND	ug/kg	4.4	2.2	1		08/13/14 16:59	75-25-2	
Bromomethane	ND	ug/kg	4.4	2.2	1		08/13/14 16:59	74-83-9	
2-Butanone (MEK)	ND	ug/kg	8.8	4.4	1		08/13/14 16:59	78-93-3	
Carbon disulfide	ND	ug/kg	4.4	2.2	1		08/13/14 16:59	75-15-0	
Carbon tetrachloride	ND	ug/kg	4.4	2.2	1		08/13/14 16:59	56-23-5	
Chlorobenzene	ND	ug/kg	4.4	2.2	1		08/13/14 16:59	108-90-7	
Chloroethane	ND	ug/kg	4.4	2.2	1		08/13/14 16:59	75-00-3	
Chloroform	ND	ug/kg	4.4	2.2	1		08/13/14 16:59	67-66-3	
Chloromethane	ND	ug/kg	4.4	2.2	1		08/13/14 16:59	74-87-3	
Dibromochloromethane	ND	ug/kg	4.4	2.2	1		08/13/14 16:59	124-48-1	
1,1-Dichloroethane	ND	ug/kg	4.4	2.2	1		08/13/14 16:59	75-34-3	
1,2-Dichloroethane	ND	ug/kg	4.4	2.2	1		08/13/14 16:59	107-06-2	
1,1-Dichloroethene	ND	ug/kg	4.4	2.2	1		08/13/14 16:59	75-35-4	
cis-1,2-Dichloroethene	ND	ug/kg	4.4	2.2	1		08/13/14 16:59	156-59-2	
trans-1,2-Dichloroethene	ND	ug/kg	4.4	2.2	1		08/13/14 16:59	156-60-5	
1,2-Dichloropropane	ND	ug/kg	4.4	2.2	1		08/13/14 16:59	78-87-5	
cis-1,3-Dichloropropene	ND	ug/kg	4.4	2.2	1		08/13/14 16:59	10061-01-5	
trans-1,3-Dichloropropene	ND	ug/kg	4.4	2.2	1		08/13/14 16:59	10061-02-6	
Ethylbenzene	ND	ug/kg	4.4	2.2	1		08/13/14 16:59	100-41-4	
2-Hexanone	ND	ug/kg	17.6	8.8	1		08/13/14 16:59	591-78-6	
Methylene chloride	ND	ug/kg	4.4	2.2	1		08/13/14 16:59	75-09-2	
4-Methyl-2-pentanone (MIBK)	ND	ug/kg	8.8	4.4	1		08/13/14 16:59	108-10-1	
Styrene	ND	ug/kg	4.4	2.2	1		08/13/14 16:59	100-42-5	
1,1,2,2-Tetrachloroethane	ND	ug/kg	4.4	2.2	1		08/13/14 16:59	79-34-5	
Tetrachloroethene	ND	ug/kg	4.4	2.2	1		08/13/14 16:59	127-18-4	
Toluene	ND	ug/kg	4.4	2.2	1		08/13/14 16:59	108-88-3	
1,1,1-Trichloroethane	ND	ug/kg	4.4	2.2	1		08/13/14 16:59	71-55-6	
1,1,2-Trichloroethane	ND	ug/kg	4.4	2.2	1		08/13/14 16:59	79-00-5	
Trichloroethene	ND	ug/kg	4.4	2.2	1		08/13/14 16:59	79-01-6	
Vinyl chloride	ND	ug/kg	4.4	2.2	1		08/13/14 16:59	75-01-4	
Xylene (Total)	ND	ug/kg	4.4	2.2	1		08/13/14 16:59	1330-20-7	
Surrogates									
Toluene-d8 (S)	103	%	80-120		1		08/13/14 16:59	2037-26-5	
4-Bromofluorobenzene (S)	98	%	76-123		1		08/13/14 16:59	460-00-4	
1,2-Dichloroethane-d4 (S)	107	%	75-129		1		08/13/14 16:59	17060-07-0	
Percent Moisture	Analytical Method: ASTM D2974								
Percent Moisture	**16.4**	%	0.50	0.50	1		08/08/14 00:00		

REPORT OF LABORATORY ANALYSIS

This report shall not be reproduced, except in full,
without the written consent of Pace Analytical Services, Inc..

Pace Analytical Services, Inc.
9608 Loiret Blvd.
Lenexa, KS 66219
(913)599-5665

ANALYTICAL RESULTS

Project: FORT SMITH, AR
Pace Project No.: 60175235

Sample: DP-39 (23.5 FT) - 082014 **Lab ID: 60175235005** Collected: 08/06/14 09:00 Received: 08/07/14 02:21 Matrix: Solid

Results reported on a "dry-weight" basis

Parameters	Results	Units	Report Limit	MDL	DF	Prepared	Analyzed	CAS No.	Qual
8260 MSV 5035A VOA	Analytical Method: EPA 8260								
Acetone	ND	ug/kg	16.6	8.3	1		08/13/14 17:14	67-64-1	
Benzene	ND	ug/kg	4.2	2.1	1		08/13/14 17:14	71-43-2	
Bromodichloromethane	ND	ug/kg	4.2	2.1	1		08/13/14 17:14	75-27-4	
Bromoform	ND	ug/kg	4.2	2.1	1		08/13/14 17:14	75-25-2	
Bromomethane	ND	ug/kg	4.2	2.1	1		08/13/14 17:14	74-83-9	
2-Butanone (MEK)	ND	ug/kg	8.3	4.2	1		08/13/14 17:14	78-93-3	
Carbon disulfide	ND	ug/kg	4.2	2.1	1		08/13/14 17:14	75-15-0	
Carbon tetrachloride	ND	ug/kg	4.2	2.1	1		08/13/14 17:14	56-23-5	
Chlorobenzene	ND	ug/kg	4.2	2.1	1		08/13/14 17:14	108-90-7	
Chloroethane	ND	ug/kg	4.2	2.1	1		08/13/14 17:14	75-00-3	
Chloroform	ND	ug/kg	4.2	2.1	1		08/13/14 17:14	67-66-3	
Chloromethane	ND	ug/kg	4.2	2.1	1		08/13/14 17:14	74-87-3	
Dibromochloromethane	ND	ug/kg	4.2	2.1	1		08/13/14 17:14	124-48-1	
1,1-Dichloroethane	ND	ug/kg	4.2	2.1	1		08/13/14 17:14	75-34-3	
1,2-Dichloroethane	ND	ug/kg	4.2	2.1	1		08/13/14 17:14	107-06-2	
1,1-Dichloroethene	ND	ug/kg	4.2	2.1	1		08/13/14 17:14	75-35-4	
cis-1,2-Dichloroethene	ND	ug/kg	4.2	2.1	1		08/13/14 17:14	156-59-2	
trans-1,2-Dichloroethene	ND	ug/kg	4.2	2.1	1		08/13/14 17:14	156-60-5	
1,2-Dichloropropane	ND	ug/kg	4.2	2.1	1		08/13/14 17:14	78-87-5	
cis-1,3-Dichloropropene	ND	ug/kg	4.2	2.1	1		08/13/14 17:14	10061-01-5	
trans-1,3-Dichloropropene	ND	ug/kg	4.2	2.1	1		08/13/14 17:14	10061-02-6	
Ethylbenzene	ND	ug/kg	4.2	2.1	1		08/13/14 17:14	100-41-4	
2-Hexanone	ND	ug/kg	16.6	8.3	1		08/13/14 17:14	591-78-6	
Methylene chloride	ND	ug/kg	4.2	2.1	1		08/13/14 17:14	75-09-2	
4-Methyl-2-pentanone (MIBK)	ND	ug/kg	8.3	4.2	1		08/13/14 17:14	108-10-1	
Styrene	ND	ug/kg	4.2	2.1	1		08/13/14 17:14	100-42-5	
1,1,2,2-Tetrachloroethane	ND	ug/kg	4.2	2.1	1		08/13/14 17:14	79-34-5	
Tetrachloroethene	ND	ug/kg	4.2	2.1	1		08/13/14 17:14	127-18-4	
Toluene	ND	ug/kg	4.2	2.1	1		08/13/14 17:14	108-88-3	
1,1,1-Trichloroethane	ND	ug/kg	4.2	2.1	1		08/13/14 17:14	71-55-6	
1,1,2-Trichloroethane	ND	ug/kg	4.2	2.1	1		08/13/14 17:14	79-00-5	
Trichloroethene	**2.2J**	ug/kg	4.2	2.1	1		08/13/14 17:14	79-01-6	
Vinyl chloride	ND	ug/kg	4.2	2.1	1		08/13/14 17:14	75-01-4	
Xylene (Total)	ND	ug/kg	4.2	2.1	1		08/13/14 17:14	1330-20-7	
Surrogates									
Toluene-d8 (S)	102	%	80-120		1		08/13/14 17:14	2037-26-5	
4-Bromofluorobenzene (S)	99	%	76-123		1		08/13/14 17:14	460-00-4	
1,2-Dichloroethane-d4 (S)	103	%	75-129		1		08/13/14 17:14	17060-07-0	
Percent Moisture	Analytical Method: ASTM D2974								
Percent Moisture	**11.8**	%	0.50	0.50	1		08/08/14 00:00		

REPORT OF LABORATORY ANALYSIS

This report shall not be reproduced, except in full,
without the written consent of Pace Analytical Services, Inc..

Pace Analytical Services, Inc.
9608 Loiret Blvd.
Lenexa, KS 66219
(913)599-5665

ANALYTICAL RESULTS

Project: FORT SMITH, AR
Pace Project No.: 60175235

Sample: DP-39 (28.0 FT) - 082014 **Lab ID: 60175235006** Collected: 08/06/14 09:20 Received: 08/07/14 02:21 Matrix: Solid

Results reported on a "dry-weight" basis

Parameters	Results	Units	Report Limit	MDL	DF	Prepared	Analyzed	CAS No.	Qual
8260 MSV 5035A VOA	Analytical Method: EPA 8260								
Acetone	ND	ug/kg	19.9	9.9	1		08/13/14 17:29	67-64-1	
Benzene	ND	ug/kg	5.0	2.5	1		08/13/14 17:29	71-43-2	
Bromodichloromethane	ND	ug/kg	5.0	2.5	1		08/13/14 17:29	75-27-4	
Bromoform	ND	ug/kg	5.0	2.5	1		08/13/14 17:29	75-25-2	
Bromomethane	ND	ug/kg	5.0	2.5	1		08/13/14 17:29	74-83-9	
2-Butanone (MEK)	ND	ug/kg	9.9	5.0	1		08/13/14 17:29	78-93-3	
Carbon disulfide	ND	ug/kg	5.0	2.5	1		08/13/14 17:29	75-15-0	
Carbon tetrachloride	ND	ug/kg	5.0	2.5	1		08/13/14 17:29	56-23-5	
Chlorobenzene	ND	ug/kg	5.0	2.5	1		08/13/14 17:29	108-90-7	
Chloroethane	ND	ug/kg	5.0	2.5	1		08/13/14 17:29	75-00-3	
Chloroform	ND	ug/kg	5.0	2.5	1		08/13/14 17:29	67-66-3	
Chloromethane	ND	ug/kg	5.0	2.5	1		08/13/14 17:29	74-87-3	
Dibromochloromethane	ND	ug/kg	5.0	2.5	1		08/13/14 17:29	124-48-1	
1,1-Dichloroethane	ND	ug/kg	5.0	2.5	1		08/13/14 17:29	75-34-3	
1,2-Dichloroethane	ND	ug/kg	5.0	2.5	1		08/13/14 17:29	107-06-2	
1,1-Dichloroethene	ND	ug/kg	5.0	2.5	1		08/13/14 17:29	75-35-4	
cis-1,2-Dichloroethene	ND	ug/kg	5.0	2.5	1		08/13/14 17:29	156-59-2	
trans-1,2-Dichloroethene	ND	ug/kg	5.0	2.5	1		08/13/14 17:29	156-60-5	
1,2-Dichloropropane	ND	ug/kg	5.0	2.5	1		08/13/14 17:29	78-87-5	
cis-1,3-Dichloropropene	ND	ug/kg	5.0	2.5	1		08/13/14 17:29	10061-01-5	
trans-1,3-Dichloropropene	ND	ug/kg	5.0	2.5	1		08/13/14 17:29	10061-02-6	
Ethylbenzene	ND	ug/kg	5.0	2.5	1		08/13/14 17:29	100-41-4	
2-Hexanone	ND	ug/kg	19.9	9.9	1		08/13/14 17:29	591-78-6	
Methylene chloride	ND	ug/kg	5.0	2.5	1		08/13/14 17:29	75-09-2	
4-Methyl-2-pentanone (MIBK)	ND	ug/kg	9.9	5.0	1		08/13/14 17:29	108-10-1	
Styrene	ND	ug/kg	5.0	2.5	1		08/13/14 17:29	100-42-5	
1,1,2,2-Tetrachloroethane	ND	ug/kg	5.0	2.5	1		08/13/14 17:29	79-34-5	
Tetrachloroethene	ND	ug/kg	5.0	2.5	1		08/13/14 17:29	127-18-4	
Toluene	ND	ug/kg	5.0	2.5	1		08/13/14 17:29	108-88-3	
1,1,1-Trichloroethane	ND	ug/kg	5.0	2.5	1		08/13/14 17:29	71-55-6	
1,1,2-Trichloroethane	ND	ug/kg	5.0	2.5	1		08/13/14 17:29	79-00-5	
Trichloroethene	**7.0**	ug/kg	5.0	2.5	1		08/13/14 17:29	79-01-6	
Vinyl chloride	ND	ug/kg	5.0	2.5	1		08/13/14 17:29	75-01-4	
Xylene (Total)	ND	ug/kg	5.0	2.5	1		08/13/14 17:29	1330-20-7	
Surrogates									
Toluene-d8 (S)	103	%	80-120		1		08/13/14 17:29	2037-26-5	
4-Bromofluorobenzene (S)	99	%	76-123		1		08/13/14 17:29	460-00-4	
1,2-Dichloroethane-d4 (S)	105	%	75-129		1		08/13/14 17:29	17060-07-0	
Percent Moisture	Analytical Method: ASTM D2974								
Percent Moisture	**18.4**	%	0.50	0.50	1		08/08/14 00:00		

REPORT OF LABORATORY ANALYSIS

This report shall not be reproduced, except in full,
without the written consent of Pace Analytical Services, Inc..

Pace Analytical Services, Inc.
9608 Loiret Blvd.
Lenexa, KS 66219
(913)599-5665

ANALYTICAL RESULTS

Project: FORT SMITH, AR
Pace Project No.: 60175235

Sample: TB13-20140806 **Lab ID: 60175235007** Collected: 08/06/14 09:20 Received: 08/07/14 02:21 Matrix: Solid

Results reported on a "wet-weight" basis

Parameters	Results	Units	Report Limit	MDL	DF	Prepared	Analyzed	CAS No.	Qual
8260 MSV 5035A VOA	Analytical Method: EPA 8260								
Acetone	ND	ug/kg	20.0	10.0	1		08/13/14 12:39	67-64-1	
Benzene	ND	ug/kg	5.0	2.5	1		08/13/14 12:39	71-43-2	
Bromodichloromethane	ND	ug/kg	5.0	2.5	1		08/13/14 12:39	75-27-4	
Bromoform	ND	ug/kg	5.0	2.5	1		08/13/14 12:39	75-25-2	
Bromomethane	ND	ug/kg	5.0	2.5	1		08/13/14 12:39	74-83-9	
2-Butanone (MEK)	ND	ug/kg	10.0	5.0	1		08/13/14 12:39	78-93-3	
Carbon disulfide	ND	ug/kg	5.0	2.5	1		08/13/14 12:39	75-15-0	
Carbon tetrachloride	ND	ug/kg	5.0	2.5	1		08/13/14 12:39	56-23-5	
Chlorobenzene	ND	ug/kg	5.0	2.5	1		08/13/14 12:39	108-90-7	
Chloroethane	ND	ug/kg	5.0	2.5	1		08/13/14 12:39	75-00-3	
Chloroform	ND	ug/kg	5.0	2.5	1		08/13/14 12:39	67-66-3	
Chloromethane	ND	ug/kg	5.0	2.5	1		08/13/14 12:39	74-87-3	
Dibromochloromethane	ND	ug/kg	5.0	2.5	1		08/13/14 12:39	124-48-1	
1,1-Dichloroethane	ND	ug/kg	5.0	2.5	1		08/13/14 12:39	75-34-3	
1,2-Dichloroethane	ND	ug/kg	5.0	2.5	1		08/13/14 12:39	107-06-2	
1,1-Dichloroethene	ND	ug/kg	5.0	2.5	1		08/13/14 12:39	75-35-4	
cis-1,2-Dichloroethene	ND	ug/kg	5.0	2.5	1		08/13/14 12:39	156-59-2	
trans-1,2-Dichloroethene	ND	ug/kg	5.0	2.5	1		08/13/14 12:39	156-60-5	
1,2-Dichloropropane	ND	ug/kg	5.0	2.5	1		08/13/14 12:39	78-87-5	
cis-1,3-Dichloropropene	ND	ug/kg	5.0	2.5	1		08/13/14 12:39	10061-01-5	
trans-1,3-Dichloropropene	ND	ug/kg	5.0	2.5	1		08/13/14 12:39	10061-02-6	
Ethylbenzene	ND	ug/kg	5.0	2.5	1		08/13/14 12:39	100-41-4	
2-Hexanone	ND	ug/kg	20.0	10.0	1		08/13/14 12:39	591-78-6	
Methylene chloride	ND	ug/kg	5.0	2.5	1		08/13/14 12:39	75-09-2	
4-Methyl-2-pentanone (MIBK)	ND	ug/kg	10.0	5.0	1		08/13/14 12:39	108-10-1	
Styrene	ND	ug/kg	5.0	2.5	1		08/13/14 12:39	100-42-5	
1,1,2,2-Tetrachloroethane	ND	ug/kg	5.0	2.5	1		08/13/14 12:39	79-34-5	
Tetrachloroethene	ND	ug/kg	5.0	2.5	1		08/13/14 12:39	127-18-4	
Toluene	ND	ug/kg	5.0	2.5	1		08/13/14 12:39	108-88-3	
1,1,1-Trichloroethane	ND	ug/kg	5.0	2.5	1		08/13/14 12:39	71-55-6	
1,1,2-Trichloroethane	ND	ug/kg	5.0	2.5	1		08/13/14 12:39	79-00-5	
Trichloroethene	ND	ug/kg	5.0	2.5	1		08/13/14 12:39	79-01-6	
Vinyl chloride	ND	ug/kg	5.0	2.5	1		08/13/14 12:39	75-01-4	
Xylene (Total)	ND	ug/kg	5.0	2.5	1		08/13/14 12:39	1330-20-7	
Surrogates									
Toluene-d8 (S)	101	%	80-120		1		08/13/14 12:39	2037-26-5	
4-Bromofluorobenzene (S)	97	%	76-123		1		08/13/14 12:39	460-00-4	
1,2-Dichloroethane-d4 (S)	98	%	75-129		1		08/13/14 12:39	17060-07-0	

This report shall not be reproduced, except in full,
without the written consent of Pace Analytical Services, Inc..

Pace Analytical Services, Inc.
9608 Loiret Blvd.
Lenexa, KS 66219
(913)599-5665

QUALITY CONTROL DATA

Project: FORT SMITH, AR
Pace Project No.: 60175235

QC Batch: MSV/63457 | Analysis Method: EPA 8260
QC Batch Method: EPA 8260 | Analysis Description: 8260 MSV 5035A Volatile Organics
Associated Lab Samples: 60175235001, 60175235002

METHOD BLANK: 1422644 | Matrix: Solid
Associated Lab Samples: 60175235001, 60175235002

Parameter	Units	Blank Result	Reporting Limit	Analyzed	Qualifiers
1,1,1-Trichloroethane	ug/kg	ND	5.0	08/08/14 17:23	
1,1,2,2-Tetrachloroethane	ug/kg	ND	5.0	08/08/14 17:23	
1,1,2-Trichloroethane	ug/kg	ND	5.0	08/08/14 17:23	
1,1-Dichloroethane	ug/kg	ND	5.0	08/08/14 17:23	
1,1-Dichloroethene	ug/kg	ND	5.0	08/08/14 17:23	
1,2-Dichloroethane	ug/kg	ND	5.0	08/08/14 17:23	
1,2-Dichloropropane	ug/kg	ND	5.0	08/08/14 17:23	
2-Butanone (MEK)	ug/kg	ND	10.0	08/08/14 17:23	
2-Hexanone	ug/kg	ND	20.0	08/08/14 17:23	
4-Methyl-2-pentanone (MIBK)	ug/kg	ND	10.0	08/08/14 17:23	
Acetone	ug/kg	ND	20.0	08/08/14 17:23	
Benzene	ug/kg	ND	5.0	08/08/14 17:23	
Bromodichloromethane	ug/kg	ND	5.0	08/08/14 17:23	
Bromoform	ug/kg	ND	5.0	08/08/14 17:23	
Bromomethane	ug/kg	ND	5.0	08/08/14 17:23	
Carbon disulfide	ug/kg	ND	5.0	08/08/14 17:23	
Carbon tetrachloride	ug/kg	ND	5.0	08/08/14 17:23	
Chlorobenzene	ug/kg	ND	5.0	08/08/14 17:23	
Chloroethane	ug/kg	ND	5.0	08/08/14 17:23	
Chloroform	ug/kg	ND	5.0	08/08/14 17:23	
Chloromethane	ug/kg	ND	5.0	08/08/14 17:23	
cis-1,2-Dichloroethene	ug/kg	ND	5.0	08/08/14 17:23	
cis-1,3-Dichloropropene	ug/kg	ND	5.0	08/08/14 17:23	
Dibromochloromethane	ug/kg	ND	5.0	08/08/14 17:23	
Ethylbenzene	ug/kg	ND	5.0	08/08/14 17:23	
Methylene chloride	ug/kg	2.5J	5.0	08/08/14 17:23	
Styrene	ug/kg	ND	5.0	08/08/14 17:23	
Tetrachloroethene	ug/kg	ND	5.0	08/08/14 17:23	
Toluene	ug/kg	ND	5.0	08/08/14 17:23	
trans-1,2-Dichloroethene	ug/kg	ND	5.0	08/08/14 17:23	
trans-1,3-Dichloropropene	ug/kg	ND	5.0	08/08/14 17:23	
Trichloroethene	ug/kg	ND	5.0	08/08/14 17:23	
Vinyl chloride	ug/kg	ND	5.0	08/08/14 17:23	
Xylene (Total)	ug/kg	ND	5.0	08/08/14 17:23	
1,2-Dichloroethane-d4 (S)	%	101	75-129	08/08/14 17:23	
4-Bromofluorobenzene (S)	%	102	76-123	08/08/14 17:23	
Toluene-d8 (S)	%	105	80-120	08/08/14 17:23	

Results presented on this page are in the units indicated by the "Units" column except where an alternate unit is presented to the right of the result.

This report shall not be reproduced, except in full,
without the written consent of Pace Analytical Services, Inc..

Pace Analytical Services, Inc.
9608 Loiret Blvd.
Lenexa, KS 66219
(913)599-5665

QUALITY CONTROL DATA

Project: FORT SMITH, AR
Pace Project No.: 60175235

LABORATORY CONTROL SAMPLE: 1422645

Parameter	Units	Spike Conc.	LCS Result	LCS % Rec	% Rec Limits	Qualifiers
1,1,1-Trichloroethane	ug/kg	100	102	102	77-126	
1,1,2,2-Tetrachloroethane	ug/kg	100	83.3	83	73-120	
1,1,2-Trichloroethane	ug/kg	100	86.6	87	76-120	
1,1-Dichloroethane	ug/kg	100	96.8	97	71-120	
1,1-Dichloroethene	ug/kg	100	101	101	76-130	
1,2-Dichloroethane	ug/kg	100	100	100	78-120	
1,2-Dichloropropane	ug/kg	100	101	101	80-120	
2-Butanone (MEK)	ug/kg	500	489	98	55-135	
2-Hexanone	ug/kg	500	423	85	57-136	
4-Methyl-2-pentanone (MIBK)	ug/kg	500	484	97	71-128	
Acetone	ug/kg	500	514	103	43-144	
Benzene	ug/kg	100	96.7	97	80-120	
Bromodichloromethane	ug/kg	100	104	104	80-120	
Bromoform	ug/kg	100	93.9	94	75-124	
Bromomethane	ug/kg	100	151	151	38-150	L0
Carbon disulfide	ug/kg	100	110	110	58-137	
Carbon tetrachloride	ug/kg	100	103	103	75-140	
Chlorobenzene	ug/kg	100	88.3	88	80-120	
Chloroethane	ug/kg	100	102	102	65-127	
Chloroform	ug/kg	100	96.8	97	74-120	
Chloromethane	ug/kg	100	143	143	39-138	L0
cis-1,2-Dichloroethene	ug/kg	100	102	102	76-124	
cis-1,3-Dichloropropene	ug/kg	100	101	101	82-120	
Dibromochloromethane	ug/kg	100	93.8	94	80-124	
Ethylbenzene	ug/kg	100	85.9	86	80-120	
Methylene chloride	ug/kg	100	92.7	93	70-123	
Styrene	ug/kg	100	97.0	97	79-120	
Tetrachloroethene	ug/kg	100	87.6	88	78-128	
Toluene	ug/kg	100	96.2	96	79-120	
trans-1,2-Dichloroethene	ug/kg	100	97.0	97	76-124	
trans-1,3-Dichloropropene	ug/kg	100	90.9	91	80-124	
Trichloroethene	ug/kg	100	97.5	97	80-120	
Vinyl chloride	ug/kg	100	110	110	57-132	
Xylene (Total)	ug/kg	300	254	85	79-120	
1,2-Dichloroethane-d4 (S)	%			100	75-129	
4-Bromofluorobenzene (S)	%			104	76-123	
Toluene-d8 (S)	%			106	80-120	

Results presented on this page are in the units indicated by the "Units" column except where an alternate unit is presented to the right of the result.

This report shall not be reproduced, except in full,
without the written consent of Pace Analytical Services, Inc..

Pace Analytical Services, Inc.
9608 Loiret Blvd.
Lenexa, KS 66219
(913)599-5665

QUALITY CONTROL DATA

Project: FORT SMITH, AR
Pace Project No.: 60175235

QC Batch: MSV/63525 Analysis Method: EPA 8260
QC Batch Method: EPA 8260 Analysis Description: 8260 MSV 5035A Volatile Organics
Associated Lab Samples: 60175235003, 60175235004, 60175235005, 60175235006, 60175235007

METHOD BLANK: 1424585 Matrix: Solid
Associated Lab Samples: 60175235003, 60175235004, 60175235005, 60175235006, 60175235007

Parameter	Units	Blank Result	Reporting Limit	Analyzed	Qualifiers
1,1,1-Trichloroethane	ug/kg	ND	5.0	08/13/14 12:17	
1,1,2,2-Tetrachloroethane	ug/kg	ND	5.0	08/13/14 12:17	
1,1,2-Trichloroethane	ug/kg	ND	5.0	08/13/14 12:17	
1,1-Dichloroethane	ug/kg	ND	5.0	08/13/14 12:17	
1,1-Dichloroethene	ug/kg	ND	5.0	08/13/14 12:17	
1,2-Dichloroethane	ug/kg	ND	5.0	08/13/14 12:17	
1,2-Dichloropropane	ug/kg	ND	5.0	08/13/14 12:17	
2-Butanone (MEK)	ug/kg	ND	10.0	08/13/14 12:17	
2-Hexanone	ug/kg	ND	20.0	08/13/14 12:17	
4-Methyl-2-pentanone (MIBK)	ug/kg	ND	10.0	08/13/14 12:17	
Acetone	ug/kg	ND	20.0	08/13/14 12:17	
Benzene	ug/kg	ND	5.0	08/13/14 12:17	
Bromodichloromethane	ug/kg	ND	5.0	08/13/14 12:17	
Bromoform	ug/kg	ND	5.0	08/13/14 12:17	
Bromomethane	ug/kg	3.8J	5.0	08/13/14 12:17	
Carbon disulfide	ug/kg	ND	5.0	08/13/14 12:17	
Carbon tetrachloride	ug/kg	ND	5.0	08/13/14 12:17	
Chlorobenzene	ug/kg	ND	5.0	08/13/14 12:17	
Chloroethane	ug/kg	ND	5.0	08/13/14 12:17	
Chloroform	ug/kg	ND	5.0	08/13/14 12:17	
Chloromethane	ug/kg	ND	5.0	08/13/14 12:17	
cis-1,2-Dichloroethene	ug/kg	ND	5.0	08/13/14 12:17	
cis-1,3-Dichloropropene	ug/kg	ND	5.0	08/13/14 12:17	
Dibromochloromethane	ug/kg	ND	5.0	08/13/14 12:17	
Ethylbenzene	ug/kg	ND	5.0	08/13/14 12:17	
Methylene chloride	ug/kg	ND	5.0	08/13/14 12:17	
Styrene	ug/kg	ND	5.0	08/13/14 12:17	
Tetrachloroethene	ug/kg	ND	5.0	08/13/14 12:17	
Toluene	ug/kg	ND	5.0	08/13/14 12:17	
trans-1,2-Dichloroethene	ug/kg	ND	5.0	08/13/14 12:17	
trans-1,3-Dichloropropene	ug/kg	ND	5.0	08/13/14 12:17	
Trichloroethene	ug/kg	ND	5.0	08/13/14 12:17	
Vinyl chloride	ug/kg	ND	5.0	08/13/14 12:17	
Xylene (Total)	ug/kg	ND	5.0	08/13/14 12:17	
1,2-Dichloroethane-d4 (S)	%	93	75-129	08/13/14 12:17	
4-Bromofluorobenzene (S)	%	98	76-123	08/13/14 12:17	
Toluene-d8 (S)	%	99	80-120	08/13/14 12:17	

Results presented on this page are in the units indicated by the "Units" column except where an alternate unit is presented to the right of the result.

This report shall not be reproduced, except in full,
without the written consent of Pace Analytical Services, Inc..

Pace Analytical Services, Inc.
9608 Loiret Blvd.
Lenexa, KS 66219
(913)599-5665

QUALITY CONTROL DATA

Project: FORT SMITH, AR
Pace Project No.: 60175235

LABORATORY CONTROL SAMPLE: 1424586

Parameter	Units	Spike Conc.	LCS Result	LCS % Rec	% Rec Limits	Qualifiers
1,1,1-Trichloroethane	ug/kg	100	91.1	91	77-126	
1,1,2,2-Tetrachloroethane	ug/kg	100	95.2	95	73-120	
1,1,2-Trichloroethane	ug/kg	100	91.0	91	76-120	
1,1-Dichloroethane	ug/kg	100	96.6	97	71-120	
1,1-Dichloroethene	ug/kg	100	92.3	92	76-130	
1,2-Dichloroethane	ug/kg	100	86.4	86	78-120	
1,2-Dichloropropane	ug/kg	100	88.1	88	80-120	
2-Butanone (MEK)	ug/kg	500	415	83	55-135	
2-Hexanone	ug/kg	500	451	90	57-136	
4-Methyl-2-pentanone (MIBK)	ug/kg	500	451	90	71-128	
Acetone	ug/kg	500	485	97	43-144	
Benzene	ug/kg	100	86.7	87	80-120	
Bromodichloromethane	ug/kg	100	89.3	89	80-120	
Bromoform	ug/kg	100	85.6	86	75-124	
Bromomethane	ug/kg	100	69.0	69	38-150	
Carbon disulfide	ug/kg	100	95.8	96	58-137	
Carbon tetrachloride	ug/kg	100	87.8	88	75-140	
Chlorobenzene	ug/kg	100	84.8	85	80-120	
Chloroethane	ug/kg	100	79.0	79	65-127	
Chloroform	ug/kg	100	80.2	80	74-120	
Chloromethane	ug/kg	100	70.5	70	39-138	
cis-1,2-Dichloroethene	ug/kg	100	90.2	90	76-124	
cis-1,3-Dichloropropene	ug/kg	100	84.1	84	82-120	
Dibromochloromethane	ug/kg	100	86.7	87	80-124	
Ethylbenzene	ug/kg	100	88.9	89	80-120	
Methylene chloride	ug/kg	100	76.5	76	70-123	
Styrene	ug/kg	100	89.2	89	79-120	
Tetrachloroethene	ug/kg	100	87.1	87	78-128	
Toluene	ug/kg	100	89.5	90	79-120	
trans-1,2-Dichloroethene	ug/kg	100	90.2	90	76-124	
trans-1,3-Dichloropropene	ug/kg	100	80.6	81	80-124	
Trichloroethene	ug/kg	100	87.3	87	80-120	
Vinyl chloride	ug/kg	100	66.5	67	57-132	
Xylene (Total)	ug/kg	300	259	86	79-120	
1,2-Dichloroethane-d4 (S)	%			95	75-129	
4-Bromofluorobenzene (S)	%			93	76-123	
Toluene-d8 (S)	%			103	80-120	

Results presented on this page are in the units indicated by the "Units" column except where an alternate unit is presented to the right of the result.

This report shall not be reproduced, except in full,
without the written consent of Pace Analytical Services, Inc..

Pace Analytical Services, Inc.
9608 Loiret Blvd.
Lenexa, KS 66219
(913)599-5665

QUALITY CONTROL DATA

Project: FORT SMITH, AR
Pace Project No.: 60175235

QC Batch: PMST/9895 Analysis Method: ASTM D2974
QC Batch Method: ASTM D2974 Analysis Description: Dry Weight/Percent Moisture
Associated Lab Samples: 60175235001, 60175235002, 60175235003, 60175235004, 60175235005, 60175235006

METHOD BLANK: 1422366 Matrix: Solid
Associated Lab Samples: 60175235001, 60175235002, 60175235003, 60175235004, 60175235005, 60175235006

Parameter	Units	Blank Result	Reporting Limit	Analyzed	Qualifiers
Percent Moisture	%	ND	0.50	08/08/14 00:00	

SAMPLE DUPLICATE: 1422367

Parameter	Units	60175283012 Result	Dup Result	RPD	Max RPD	Qualifiers
Percent Moisture	%	22.9	24.0	5	20	

Results presented on this page are in the units indicated by the "Units" column except where an alternate unit is presented to the right of the result.

REPORT OF LABORATORY ANALYSIS

This report shall not be reproduced, except in full,
without the written consent of Pace Analytical Services, Inc..

Pace Analytical Services, Inc.
9608 Loiret Blvd.
Lenexa, KS 66219
(913)599-5665

QUALIFIERS

Project: FORT SMITH, AR
Pace Project No.: 60175235

DEFINITIONS

DF - Dilution Factor, if reported, represents the factor applied to the reported data due to changes in sample preparation, dilution of the sample aliquot, or moisture content.

ND - Not Detected at or above adjusted reporting limit.

J - Estimated concentration above the adjusted method detection limit and below the adjusted reporting limit.

MDL - Adjusted Method Detection Limit.

PQL - Practical Quantitation Limit.

RL - Reporting Limit.

S - Surrogate

1,2-Diphenylhydrazine (8270 listed analyte) decomposes to Azobenzene.

Consistent with EPA guidelines, unrounded data are displayed and have been used to calculate % recovery and RPD values.

LCS(D) - Laboratory Control Sample (Duplicate)

MS(D) - Matrix Spike (Duplicate)

DUP - Sample Duplicate

RPD - Relative Percent Difference

NC - Not Calculable.

SG - Silica Gel - Clean-Up

U - Indicates the compound was analyzed for, but not detected.

N-Nitrosodiphenylamine decomposes and cannot be separated from Diphenylamine using Method 8270. The result reported for each analyte is a combined concentration.

Pace Analytical is TNI accredited. Contact your Pace PM for the current list of accredited analytes.

TNI - The NELAC Institute.

BATCH QUALIFIERS

Batch: MSV/63457

[M5] A matrix spike/matrix spike duplicate was not performed for this batch due to insufficient sample volume.

Batch: MSV/63525

[M5] A matrix spike/matrix spike duplicate was not performed for this batch due to insufficient sample volume.

ANALYTE QUALIFIERS

L0 Analyte recovery in the laboratory control sample (LCS) was outside QC limits.

L3 Analyte recovery in the laboratory control sample (LCS) exceeded QC limits. Analyte presence below reporting limits in associated samples. Results unaffected by high bias.

This report shall not be reproduced, except in full,
without the written consent of Pace Analytical Services, Inc..

Pace Analytical Services, Inc.
9608 Loiret Blvd.
Lenexa, KS 66219
(913)599-5665

QUALITY CONTROL DATA CROSS REFERENCE TABLE

Project: FORT SMITH, AR
Pace Project No.: 60175235

Lab ID	Sample ID	QC Batch Method	QC Batch	Analytical Method	Analytical Batch
60175235001	**DP-39 (4.0 FT) - 082014**	EPA 8260	MSV/63457		
60175235002	**DP-39 (7.0 FT) - 082014**	EPA 8260	MSV/63457		
60175235003	**DP-39 (7.0 FT) - 082014-DUP**	EPA 8260	MSV/63525		
60175235004	**DP-39 (16.5 FT) - 082014**	EPA 8260	MSV/63525		
60175235005	**DP-39 (23.5 FT) - 082014**	EPA 8260	MSV/63525		
60175235006	**DP-39 (28.0 FT) - 082014**	EPA 8260	MSV/63525		
60175235007	**TB13-20140806**	EPA 8260	MSV/63525		
60175235001	**DP-39 (4.0 FT) - 082014**	ASTM D2974	PMST/9895		
60175235002	**DP-39 (7.0 FT) - 082014**	ASTM D2974	PMST/9895		
60175235003	**DP-39 (7.0 FT) - 082014-DUP**	ASTM D2974	PMST/9895		
60175235004	**DP-39 (16.5 FT) - 082014**	ASTM D2974	PMST/9895		
60175235005	**DP-39 (23.5 FT) - 082014**	ASTM D2974	PMST/9895		
60175235006	**DP-39 (28.0 FT) - 082014**	ASTM D2974	PMST/9895		

This report shall not be reproduced, except in full,
without the written consent of Pace Analytical Services, Inc..

Pace Analytical
www.pacelabs.com

Sample Condition Upon Receipt

WO#: 60175235
60175235

Client Name: Environ

Optional
Proj Due Date:
Proj Name:

Courier: Fed Ex ☐ UPS ☐ USPS ☐ Client ☐ Commercial ☐ Pace ☐ Other ☑ via

Tracking #: _____ Pace Shipping Label Used? Yes ☐ No ☑

Custody Seal on Cooler/Box Present: Yes ☑ No ☐ Seals intact: Yes ☑ No ☐

Packing Material: Bubble Wrap ☐ Bubble Bags ☐ Foam ☑ None ☐ Other ☑ zpic

Thermometer Used: (T-239) T-194 **Type of Ice:** (Wet) Blue None ☐ Samples received on ice, cooling process has begun.
(circle one)

Cooler Temperature: 2.6

Temperature should be above freezing to 6°C

Date and initials of person examining contents: aH 8/7

Chain of Custody present:	☑Yes	☐No	☐N/A	1.
Chain of Custody filled out:	☑Yes	☐No	☐N/A	2.
Chain of Custody relinquished:	☑Yes	☐No	☐N/A	3.
Sampler name & signature on COC:	☑Yes	☐No	☐N/A	4.
Samples arrived within holding time:	☑Yes	☐No	☐N/A	5.
Short Hold Time analyses (<72hr):	☑Yes	☐No	☐N/A	6. Kits
Rush Turn Around Time requested:	☐Yes	☑No	☐N/A	7.
Sufficient volume:	☑Yes	☐No	☐N/A	8.
Correct containers used:	☑Yes	☐No	☐N/A	
Pace containers used:	☑Yes	☐No	☐N/A	9.
Containers intact:	☑Yes	☐No	☐N/A	10.
Unpreserved 5035A soils frozen w/in 48hrs?	☑Yes	☐No	☐N/A	11.
Filtered volume received for dissolved tests?	☐Yes	☐No	☑N/A	12.
Sample labels match COC:	☑Yes	☐No	☐N/A	
Includes date/time/ID/analyses Matrix: SL/WT				13.
All containers needing preservation have been checked.	☐Yes	☐No	☑N/A	
All containers needing preservation are found to be in compliance with EPA recommendation.	☐Yes	☐No	☑N/A	14.
Exceptions: (VOA) coliform, TOC, O&G, WI-DRO (water), Phenolics	☑Yes	☐No		Initial when completed / Lot # of added preservative
Trip Blank present:	☑Yes	☐No	☐N/A	
Pace Trip Blank lot # (if purchased): 063014-2BFD/111813-3				15.
Headspace in VOA vials (>6mm):	☐Yes	☑No	☐N/A	16.
Project sampled in USDA Regulated Area:	~~☐Yes~~ no slot	☑No	☐N/A	17. List State: AR

Client Notification/ Resolution: Copy COC to Client? Y / N Field Data Required? Y / N

Person Contacted: _____ Date/Time: _____

Comments/ Resolution: _____

Project Manager Review: MJW Date: 8/7/14

Pace Analytical®
www.pacelabs.com

CHAIN-OF-CUSTODY / Analytical Request Document

The Chain-of-Custody is a LEGAL DOCUMENT. All relevant fields must be completed accurately.

Page: 1 of 1

1777350

Section A Required Client Information:

Company: ENVIRON
Address: 7500 College Blvd. Ste 925, Overland Park, KS 66210
Email To: wstonestreet@environcorp.com
Phone: 913-553-5926 Fax:
Requested Due Date/TAT: Standard TAT

Section B Required Project Information:

Report To: Wendy Stonestreet
Copy To: Tamara Gleason, tgleason@environcorp.com
Purchase Order No.:
Project Name: Fort Smith, AR
Project Number: 341333333A

Section C Invoice Information:

Attention: Tamara Gleason
Company Name: ENVIRON
Address:
Pace Quote Reference:
Pace Project Manager:
Pace Profile #:

REGULATORY AGENCY: ☐ NPDES ☐ GROUND WATER ☐ DRINKING WATER ☐ UST ☐ RCRA ☐ OTHER _____

Site Location STATE: _____

Section D Required Client Information

Matrix Codes MATRIX / CODE: Drinking Water DW, Water WT, Waste Water WW, Product P, Soil/Solid SL, Oil OL, Wipe WP, Air AR, Tissue TS, Other OT

SAMPLE ID (A-Z, 0-9 / ,-) Sample IDs MUST BE UNIQUE

Requested Analysis Filtered (Y/N): N

ITEM #	SAMPLE ID	MATRIX CODE (see valid codes to left)	SAMPLE TYPE (G=GRAB C=COMP)	COLLECTED COMPOSITE START DATE	COLLECTED COMPOSITE START TIME	COLLECTED COMPOSITE END/GRAB DATE	COLLECTED COMPOSITE END/GRAB TIME	SAMPLE TEMP AT COLLECTION	# OF CONTAINERS	Preservatives: Unpreserved	H_2SO_4	HNO_3	HCl	NaOH	$Na_2S_2O_3$	Methanol	Other	Analysis Test: 8260 specific list	Residual Chlorine (Y/N)	Pace Project No./ Lab I.D.
1	DP-39 (11.0 FT) - 082014	SL	G			8/6/14	0750		5	X					X	X	X			01
2	DP-39 (7.0 FT) - 082014						0810													02
3	DP-39 (7.0 FT) - 082014 - DUP						0810													03
4	DP-39 (16.5 FT) - 082014						0835													04
5	DP-39 (23.5 FT) - 082014						0900													05
6	DP-39 (28.0 FT) - 082014						0920													06
7	DP-39 - 082014	WT					1525		3				X							01
8	Trip Blank 03 - 082014									X										07
9	Trip Blank 04 - 082014												X							02
10	Temp Blank									X										
11																				
12																				

60175235
60175236

ADDITIONAL COMMENTS	RELINQUISHED BY / AFFILIATION	DATE	TIME	ACCEPTED BY / AFFILIATION	DATE	TIME	SAMPLE CONDITIONS
	[signature] / ENVIRON	8/6/14	1800	[signature] / TASI	8/7	0820	24

SAMPLER NAME AND SIGNATURE
PRINT Name of SAMPLER: Nick Zurgeller
SIGNATURE of SAMPLER: [signature] DATE Signed (MM/DD/YY): 8/6/14

Temp in °C | Received on Ice (Y/N) | Custody Sealed Cooler (Y/N) | Samples Intact (Y/N)

2

*Important Note: By signing this form you are accepting Pace's NET 30 day payment terms and agreeing to late charges of 1.5% per month for any invoices not paid within 30 days.

F-ALL-Q-020rev.07, 15-May-2007

Pace Analytical Services, Inc.
9608 Loiret Blvd.
Lenexa, KS 66219
(913)599-5665

August 14, 2014

Wendy Stonestreet
Environ International Corporation
7500 College Blvd Ste 925
Overland Park, KS 66210

RE: Project: FORT SMITH, AR
Pace Project No.: 60175236

Dear Wendy Stonestreet:
Enclosed are the analytical results for sample(s) received by the laboratory on August 07, 2014. The results relate only to the samples included in this report. Results reported herein conform to the most current TNI standards and the laboratory's Quality Assurance Manual, where applicable, unless otherwise noted in the body of the report.

If you have any questions concerning this report, please feel free to contact me.

Sincerely,

Mary Jane Walls
maryjane.walls@pacelabs.com
PM Lab Management

Enclosures

cc: EDD, Environ_AR
Tamara Gleason, ENVIRON International Corporation

This report shall not be reproduced, except in full,
without the written consent of Pace Analytical Services, Inc..

Pace Analytical Services, Inc.
9608 Loiret Blvd.
Lenexa, KS 66219
(913)599-5665

CERTIFICATIONS

Project: FORT SMITH, AR
Pace Project No.: 60175236

Kansas Certification IDs
9608 Loiret Boulevard, Lenexa, KS 66219
WY STR Certification #: 2456.01
Arkansas Certification #: 13-012-0
Illinois Certification #: 003097
Iowa Certification #: 118
Kansas/NELAP Certification #: E-10116
Louisiana Certification #: 03055
Nevada Certification #: KS000212008A
Oklahoma Certification #: 9205/9935
Texas Certification #: T104704407
Utah Certification #: KS00021

This report shall not be reproduced, except in full,
without the written consent of Pace Analytical Services, Inc..

Pace Analytical Services, Inc.
9608 Loiret Blvd.
Lenexa, KS 66219
(913)599-5665

SAMPLE SUMMARY

Project: FORT SMITH, AR
Pace Project No.: 60175236

Lab ID	Sample ID	Matrix	Date Collected	Date Received
60175236001	**DP-39 - 082014**	Water	08/06/14 15:25	08/07/14 02:21
60175236002	**TB14-20140806**	Water	08/06/14 15:25	08/07/14 02:21

This report shall not be reproduced, except in full,
without the written consent of Pace Analytical Services, Inc..

Pace Analytical Services, Inc.
9608 Loiret Blvd.
Lenexa, KS 66219
(913)599-5665

SAMPLE ANALYTE COUNT

Project: FORT SMITH, AR
Pace Project No.: 60175236

Lab ID	Sample ID	Method	Analysts	Analytes Reported
60175236001	**DP-39 - 082014**	EPA 5030B/8260	PRG	38
60175236002	**TB14-20140806**	EPA 5030B/8260	PRG	38

This report shall not be reproduced, except in full,
without the written consent of Pace Analytical Services, Inc..

Pace Analytical Services, Inc.
9608 Loiret Blvd.
Lenexa, KS 66219
(913)599-5665

PROJECT NARRATIVE

Project: FORT SMITH, AR
Pace Project No.: 60175236

Method: **EPA 5030B/8260**
Description: 8260 MSV
Client: Environ_AR
Date: August 14, 2014

General Information:
2 samples were analyzed for EPA 5030B/8260. All samples were received in acceptable condition with any exceptions noted below.

Hold Time:
The samples were analyzed within the method required hold times with any exceptions noted below.

Initial Calibrations (including MS Tune as applicable):
All criteria were within method requirements with any exceptions noted below.

Continuing Calibration:
All criteria were within method requirements with any exceptions noted below.

Internal Standards:
All internal standards were within QC limits with any exceptions noted below.

Surrogates:
All surrogates were within QC limits with any exceptions noted below.

Method Blank:
All analytes were below the report limit in the method blank, where applicable, with any exceptions noted below.

Laboratory Control Spike:
All laboratory control spike compounds were within QC limits with any exceptions noted below.

Matrix Spikes:
All percent recoveries and relative percent differences (RPDs) were within acceptance criteria with any exceptions noted below.

QC Batch: MSV/63439

A matrix spike/matrix spike duplicate was not performed due to insufficient sample volume.

Additional Comments:

This data package has been reviewed for quality and completeness and is approved for release.

This report shall not be reproduced, except in full,
without the written consent of Pace Analytical Services, Inc..

Pace Analytical Services, Inc.
9608 Loiret Blvd.
Lenexa, KS 66219
(913)599-5665

ANALYTICAL RESULTS

Project: FORT SMITH, AR
Pace Project No.: 60175236

Sample: DP-39 - 082014 **Lab ID: 60175236001** Collected: 08/06/14 15:25 Received: 08/07/14 02:21 Matrix: Water

Parameters	Results	Units	Report Limit	MDL	DF	Prepared	Analyzed	CAS No.	Qual
8260 MSV	Analytical Method: EPA 5030B/8260								
Acetone	ND	ug/L	10.0	5.0	1		08/08/14 18:36	67-64-1	
Benzene	ND	ug/L	5.0	0.50	1		08/08/14 18:36	71-43-2	
Bromodichloromethane	ND	ug/L	5.0	0.50	1		08/08/14 18:36	75-27-4	
Bromoform	ND	ug/L	5.0	0.50	1		08/08/14 18:36	75-25-2	
Bromomethane	ND	ug/L	7.0	2.5	1		08/08/14 18:36	74-83-9	
2-Butanone (MEK)	ND	ug/L	10.0	5.0	1		08/08/14 18:36	78-93-3	
Carbon disulfide	ND	ug/L	10.0	2.5	1		08/08/14 18:36	75-15-0	
Carbon tetrachloride	ND	ug/L	5.0	0.50	1		08/08/14 18:36	56-23-5	
Chlorobenzene	ND	ug/L	5.0	0.50	1		08/08/14 18:36	108-90-7	
Chloroethane	ND	ug/L	10.0	0.50	1		08/08/14 18:36	75-00-3	
Chloroform	ND	ug/L	5.0	0.50	1		08/08/14 18:36	67-66-3	
Chloromethane	ND	ug/L	10.0	0.50	1		08/08/14 18:36	74-87-3	
Dibromochloromethane	ND	ug/L	5.0	0.50	1		08/08/14 18:36	124-48-1	
1,1-Dichloroethane	ND	ug/L	2.4	0.50	1		08/08/14 18:36	75-34-3	
1,2-Dichloroethane	ND	ug/L	5.0	0.50	1		08/08/14 18:36	107-06-2	
1,1-Dichloroethene	ND	ug/L	5.0	0.50	1		08/08/14 18:36	75-35-4	
cis-1,2-Dichloroethene	**0.78J**	ug/L	5.0	0.50	1		08/08/14 18:36	156-59-2	
trans-1,2-Dichloroethene	ND	ug/L	5.0	0.50	1		08/08/14 18:36	156-60-5	
1,2-Dichloropropane	ND	ug/L	5.0	0.50	1		08/08/14 18:36	78-87-5	
cis-1,3-Dichloropropene	ND	ug/L	1.0	0.50	1		08/08/14 18:36	10061-01-5	
trans-1,3-Dichloropropene	ND	ug/L	1.0	0.50	1		08/08/14 18:36	10061-02-6	
Ethylbenzene	ND	ug/L	5.0	0.50	1		08/08/14 18:36	100-41-4	
2-Hexanone	ND	ug/L	10.0	5.0	1		08/08/14 18:36	591-78-6	
Methylene chloride	ND	ug/L	5.0	0.50	1		08/08/14 18:36	75-09-2	
4-Methyl-2-pentanone (MIBK)	ND	ug/L	10.0	2.5	1		08/08/14 18:36	108-10-1	
Styrene	ND	ug/L	5.0	0.50	1		08/08/14 18:36	100-42-5	
1,1,2,2-Tetrachloroethane	ND	ug/L	1.0	0.50	1		08/08/14 18:36	79-34-5	
Tetrachloroethene	ND	ug/L	5.0	0.50	1		08/08/14 18:36	127-18-4	
Toluene	ND	ug/L	5.0	0.50	1		08/08/14 18:36	108-88-3	
1,1,1-Trichloroethane	ND	ug/L	5.0	0.50	1		08/08/14 18:36	71-55-6	
1,1,2-Trichloroethane	ND	ug/L	5.0	0.50	1		08/08/14 18:36	79-00-5	
Trichloroethene	**18.1**	ug/L	5.0	0.50	1		08/08/14 18:36	79-01-6	
Vinyl chloride	ND	ug/L	2.0	0.50	1		08/08/14 18:36	75-01-4	
Xylene (Total)	ND	ug/L	5.0	1.5	1		08/08/14 18:36	1330-20-7	
Surrogates									
4-Bromofluorobenzene (S)	95	%	80-120		1		08/08/14 18:36	460-00-4	
1,2-Dichloroethane-d4 (S)	100	%	80-120		1		08/08/14 18:36	17060-07-0	
Toluene-d8 (S)	89	%	80-120		1		08/08/14 18:36	2037-26-5	
Preservation pH	**1.0**		0.10	0.10	1		08/08/14 18:36		

This report shall not be reproduced, except in full,
without the written consent of Pace Analytical Services, Inc..

Pace Analytical Services, Inc.
9608 Loiret Blvd.
Lenexa, KS 66219
(913)599-5665

ANALYTICAL RESULTS

Project: FORT SMITH, AR
Pace Project No.: 60175236

Sample: TB14-20140806 **Lab ID: 60175236002** Collected: 08/06/14 15:25 Received: 08/07/14 02:21 Matrix: Water

Parameters	Results	Units	Report Limit	MDL	DF	Prepared	Analyzed	CAS No.	Qual
8260 MSV	Analytical Method: EPA 5030B/8260								
Acetone	ND	ug/L	10.0	5.0	1		08/08/14 16:56	67-64-1	
Benzene	ND	ug/L	5.0	0.50	1		08/08/14 16:56	71-43-2	
Bromodichloromethane	ND	ug/L	5.0	0.50	1		08/08/14 16:56	75-27-4	
Bromoform	ND	ug/L	5.0	0.50	1		08/08/14 16:56	75-25-2	
Bromomethane	ND	ug/L	7.0	2.5	1		08/08/14 16:56	74-83-9	
2-Butanone (MEK)	ND	ug/L	10.0	5.0	1		08/08/14 16:56	78-93-3	
Carbon disulfide	ND	ug/L	10.0	2.5	1		08/08/14 16:56	75-15-0	
Carbon tetrachloride	ND	ug/L	5.0	0.50	1		08/08/14 16:56	56-23-5	
Chlorobenzene	ND	ug/L	5.0	0.50	1		08/08/14 16:56	108-90-7	
Chloroethane	ND	ug/L	10.0	0.50	1		08/08/14 16:56	75-00-3	
Chloroform	ND	ug/L	5.0	0.50	1		08/08/14 16:56	67-66-3	
Chloromethane	ND	ug/L	10.0	0.50	1		08/08/14 16:56	74-87-3	
Dibromochloromethane	ND	ug/L	5.0	0.50	1		08/08/14 16:56	124-48-1	
1,1-Dichloroethane	ND	ug/L	2.4	0.50	1		08/08/14 16:56	75-34-3	
1,2-Dichloroethane	ND	ug/L	5.0	0.50	1		08/08/14 16:56	107-06-2	
1,1-Dichloroethene	ND	ug/L	5.0	0.50	1		08/08/14 16:56	75-35-4	
cis-1,2-Dichloroethene	ND	ug/L	5.0	0.50	1		08/08/14 16:56	156-59-2	
trans-1,2-Dichloroethene	ND	ug/L	5.0	0.50	1		08/08/14 16:56	156-60-5	
1,2-Dichloropropane	ND	ug/L	5.0	0.50	1		08/08/14 16:56	78-87-5	
cis-1,3-Dichloropropene	ND	ug/L	1.0	0.50	1		08/08/14 16:56	10061-01-5	
trans-1,3-Dichloropropene	ND	ug/L	1.0	0.50	1		08/08/14 16:56	10061-02-6	
Ethylbenzene	ND	ug/L	5.0	0.50	1		08/08/14 16:56	100-41-4	
2-Hexanone	ND	ug/L	10.0	5.0	1		08/08/14 16:56	591-78-6	
Methylene chloride	ND	ug/L	5.0	0.50	1		08/08/14 16:56	75-09-2	
4-Methyl-2-pentanone (MIBK)	ND	ug/L	10.0	2.5	1		08/08/14 16:56	108-10-1	
Styrene	ND	ug/L	5.0	0.50	1		08/08/14 16:56	100-42-5	
1,1,2,2-Tetrachloroethane	ND	ug/L	1.0	0.50	1		08/08/14 16:56	79-34-5	
Tetrachloroethene	ND	ug/L	5.0	0.50	1		08/08/14 16:56	127-18-4	
Toluene	ND	ug/L	5.0	0.50	1		08/08/14 16:56	108-88-3	
1,1,1-Trichloroethane	ND	ug/L	5.0	0.50	1		08/08/14 16:56	71-55-6	
1,1,2-Trichloroethane	ND	ug/L	5.0	0.50	1		08/08/14 16:56	79-00-5	
Trichloroethene	ND	ug/L	5.0	0.50	1		08/08/14 16:56	79-01-6	
Vinyl chloride	ND	ug/L	2.0	0.50	1		08/08/14 16:56	75-01-4	
Xylene (Total)	ND	ug/L	5.0	1.5	1		08/08/14 16:56	1330-20-7	
Surrogates									
4-Bromofluorobenzene (S)	93	%	80-120		1		08/08/14 16:56	460-00-4	
1,2-Dichloroethane-d4 (S)	93	%	80-120		1		08/08/14 16:56	17060-07-0	
Toluene-d8 (S)	95	%	80-120		1		08/08/14 16:56	2037-26-5	
Preservation pH	**1.0**		0.10	0.10	1		08/08/14 16:56		

This report shall not be reproduced, except in full,
without the written consent of Pace Analytical Services, Inc..

Pace Analytical Services, Inc.
9608 Loiret Blvd.
Lenexa, KS 66219
(913)599-5665

QUALITY CONTROL DATA

Project: FORT SMITH, AR
Pace Project No.: 60175236

QC Batch: MSV/63439 | Analysis Method: EPA 5030B/8260
QC Batch Method: EPA 5030B/8260 | Analysis Description: 8260 MSV Water 10 mL Purge
Associated Lab Samples: 60175236001, 60175236002

METHOD BLANK: 1422483 | Matrix: Water
Associated Lab Samples: 60175236001, 60175236002

Parameter	Units	Blank Result	Reporting Limit	Analyzed	Qualifiers
1,1,1-Trichloroethane	ug/L	ND	5.0	08/08/14 15:59	
1,1,2,2-Tetrachloroethane	ug/L	ND	1.0	08/08/14 15:59	
1,1,2-Trichloroethane	ug/L	ND	5.0	08/08/14 15:59	
1,1-Dichloroethane	ug/L	ND	2.4	08/08/14 15:59	
1,1-Dichloroethene	ug/L	ND	5.0	08/08/14 15:59	
1,2-Dichloroethane	ug/L	ND	5.0	08/08/14 15:59	
1,2-Dichloropropane	ug/L	ND	5.0	08/08/14 15:59	
2-Butanone (MEK)	ug/L	ND	10.0	08/08/14 15:59	
2-Hexanone	ug/L	ND	10.0	08/08/14 15:59	
4-Methyl-2-pentanone (MIBK)	ug/L	ND	10.0	08/08/14 15:59	
Acetone	ug/L	ND	10.0	08/08/14 15:59	
Benzene	ug/L	ND	5.0	08/08/14 15:59	
Bromodichloromethane	ug/L	ND	5.0	08/08/14 15:59	
Bromoform	ug/L	ND	5.0	08/08/14 15:59	
Bromomethane	ug/L	ND	7.0	08/08/14 15:59	
Carbon disulfide	ug/L	ND	10.0	08/08/14 15:59	
Carbon tetrachloride	ug/L	ND	5.0	08/08/14 15:59	
Chlorobenzene	ug/L	ND	5.0	08/08/14 15:59	
Chloroethane	ug/L	ND	10.0	08/08/14 15:59	
Chloroform	ug/L	ND	5.0	08/08/14 15:59	
Chloromethane	ug/L	ND	10.0	08/08/14 15:59	
cis-1,2-Dichloroethene	ug/L	ND	5.0	08/08/14 15:59	
cis-1,3-Dichloropropene	ug/L	ND	1.0	08/08/14 15:59	
Dibromochloromethane	ug/L	ND	5.0	08/08/14 15:59	
Ethylbenzene	ug/L	ND	5.0	08/08/14 15:59	
Methylene chloride	ug/L	ND	5.0	08/08/14 15:59	
Styrene	ug/L	ND	5.0	08/08/14 15:59	
Tetrachloroethene	ug/L	ND	5.0	08/08/14 15:59	
Toluene	ug/L	ND	5.0	08/08/14 15:59	
trans-1,2-Dichloroethene	ug/L	ND	5.0	08/08/14 15:59	
trans-1,3-Dichloropropene	ug/L	ND	1.0	08/08/14 15:59	
Trichloroethene	ug/L	ND	5.0	08/08/14 15:59	
Vinyl chloride	ug/L	ND	2.0	08/08/14 15:59	
Xylene (Total)	ug/L	ND	5.0	08/08/14 15:59	
1,2-Dichloroethane-d4 (S)	%	88	80-120	08/08/14 15:59	
4-Bromofluorobenzene (S)	%	95	80-120	08/08/14 15:59	
Toluene-d8 (S)	%	90	80-120	08/08/14 15:59	

Results presented on this page are in the units indicated by the "Units" column except where an alternate unit is presented to the right of the result.

REPORT OF LABORATORY ANALYSIS

This report shall not be reproduced, except in full,
without the written consent of Pace Analytical Services, Inc..

Pace Analytical Services, Inc.
9608 Loiret Blvd.
Lenexa, KS 66219
(913)599-5665

QUALITY CONTROL DATA

Project: FORT SMITH, AR
Pace Project No.: 60175236

LABORATORY CONTROL SAMPLE: 1422484

Parameter	Units	Spike Conc.	LCS Result	LCS % Rec	% Rec Limits	Qualifiers
1,1,1-Trichloroethane	ug/L	20	22.3	112	80-121	
1,1,2,2-Tetrachloroethane	ug/L	20	17.1	86	73-124	
1,1,2-Trichloroethane	ug/L	20	19.5	98	80-120	
1,1-Dichloroethane	ug/L	20	20.3	102	77-120	
1,1-Dichloroethene	ug/L	20	20.8	104	78-126	
1,2-Dichloroethane	ug/L	20	20.4	102	77-123	
1,2-Dichloropropane	ug/L	20	21.2	106	80-121	
2-Butanone (MEK)	ug/L	100	97.1	97	52-145	
2-Hexanone	ug/L	100	88.3	88	57-139	
4-Methyl-2-pentanone (MIBK)	ug/L	100	99.6	100	71-131	
Acetone	ug/L	100	90.7	91	32-155	
Benzene	ug/L	20	21.2	106	80-120	
Bromodichloromethane	ug/L	20	22.0	110	80-120	
Bromoform	ug/L	20	19.9	100	73-124	
Bromomethane	ug/L	20	7.6	38	31-144	
Carbon disulfide	ug/L	20	20.9	105	65-125	
Carbon tetrachloride	ug/L	20	21.5	108	78-128	
Chlorobenzene	ug/L	20	19.9	100	80-120	
Chloroethane	ug/L	20	21.7	108	55-137	
Chloroform	ug/L	20	21.3	107	79-120	
Chloromethane	ug/L	20	12.9	64	22-138	
cis-1,2-Dichloroethene	ug/L	20	21.4	107	80-120	
cis-1,3-Dichloropropene	ug/L	20	20.5	102	80-120	
Dibromochloromethane	ug/L	20	19.7	99	80-120	
Ethylbenzene	ug/L	20	20.6	103	80-121	
Methylene chloride	ug/L	20	21.9	109	73-126	
Styrene	ug/L	20	20.7	104	80-120	
Tetrachloroethene	ug/L	20	21.6	108	80-121	
Toluene	ug/L	20	19.5	97	80-122	
trans-1,2-Dichloroethene	ug/L	20	21.0	105	79-121	
trans-1,3-Dichloropropene	ug/L	20	18.5	92	80-127	
Trichloroethene	ug/L	20	22.7	113	80-120	
Vinyl chloride	ug/L	20	16.8	84	59-120	
Xylene (Total)	ug/L	60	60.5	101	80-121	
1,2-Dichloroethane-d4 (S)	%			92	80-120	
4-Bromofluorobenzene (S)	%			96	80-120	
Toluene-d8 (S)	%			95	80-120	

Results presented on this page are in the units indicated by the "Units" column except where an alternate unit is presented to the right of the result.

This report shall not be reproduced, except in full,
without the written consent of Pace Analytical Services, Inc..

Pace Analytical Services, Inc.
9608 Loiret Blvd.
Lenexa, KS 66219
(913)599-5665

QUALIFIERS

Project: FORT SMITH, AR
Pace Project No.: 60175236

DEFINITIONS

DF - Dilution Factor, if reported, represents the factor applied to the reported data due to changes in sample preparation, dilution of the sample aliquot, or moisture content.

ND - Not Detected at or above adjusted reporting limit.

J - Estimated concentration above the adjusted method detection limit and below the adjusted reporting limit.

MDL - Adjusted Method Detection Limit.

PQL - Practical Quantitation Limit.

RL - Reporting Limit.

S - Surrogate

1,2-Diphenylhydrazine (8270 listed analyte) decomposes to Azobenzene.

Consistent with EPA guidelines, unrounded data are displayed and have been used to calculate % recovery and RPD values.

LCS(D) - Laboratory Control Sample (Duplicate)

MS(D) - Matrix Spike (Duplicate)

DUP - Sample Duplicate

RPD - Relative Percent Difference

NC - Not Calculable.

SG - Silica Gel - Clean-Up

U - Indicates the compound was analyzed for, but not detected.

N-Nitrosodiphenylamine decomposes and cannot be separated from Diphenylamine using Method 8270. The result reported for each analyte is a combined concentration.

Pace Analytical is TNI accredited. Contact your Pace PM for the current list of accredited analytes.

TNI - The NELAC Institute.

BATCH QUALIFIERS

Batch: MSV/63439

[M5] A matrix spike/matrix spike duplicate was not performed for this batch due to insufficient sample volume.

This report shall not be reproduced, except in full,
without the written consent of Pace Analytical Services, Inc..

Pace Analytical Services, Inc.
9608 Loiret Blvd.
Lenexa, KS 66219
(913)599-5665

QUALITY CONTROL DATA CROSS REFERENCE TABLE

Project: FORT SMITH, AR
Pace Project No.: 60175236

Lab ID	Sample ID	QC Batch Method	QC Batch	Analytical Method	Analytical Batch
60175236001	**DP-39 - 082014**	EPA 5030B/8260	MSV/63439		
60175236002	**TB14-20140806**	EPA 5030B/8260	MSV/63439		

This report shall not be reproduced, except in full,
without the written consent of Pace Analytical Services, Inc..

Pace Analytical
www.pacelabs.com

Sample Condition Upon Receipt

WO#: 60175236

60175236

Client Name: Environ

Optional
Proj Due Date:
Proj Name:

Courier: Fed Ex ☐ UPS ☐ USPS ☐ Client ☐ Commercial ☐ Pace ☐ Other ☑ via

Tracking #: _____ Pace Shipping Label Used? Yes ☐ No ☑

Custody Seal on Cooler/Box Present: Yes ☑ No ☐ Seals intact: Yes ☑ No ☐

Packing Material: Bubble Wrap ☐ Bubble Bags ☐ Foam ☑ None ☐ Other ☑ zplc

Thermometer Used: (T-239) T-194 **Type of Ice:** (Wet) Blue None ☐ Samples received on ice, cooling process has begun.
(circle one)

Cooler Temperature: 2.6

Temperature should be above freezing to 6°C

Date and initials of person examining contents: AH 8/7

Chain of Custody present:	☑Yes	☐No	☐N/A	1.
Chain of Custody filled out:	☑Yes	☐No	☐N/A	2.
Chain of Custody relinquished:	☑Yes	☐No	☐N/A	3.
Sampler name & signature on COC:	☑Yes	☐No	☐N/A	4.
Samples arrived within holding time:	☑Yes	☐No	☐N/A	5.
Short Hold Time analyses (<72hr):	☑Yes	☐No	☐N/A	6. Kits
Rush Turn Around Time requested:	☐Yes	☑No	☐N/A	7.
Sufficient volume:	☑Yes	☐No	☐N/A	8.
Correct containers used:	☑Yes	☐No	☐N/A	
Pace containers used:	☑Yes	☐No	☐N/A	9.
Containers intact:	☑Yes	☐No	☐N/A	10.
Unpreserved 5035A soils frozen w/in 48hrs?	☑Yes	☐No	☐N/A	11.
Filtered volume received for dissolved tests?	☐Yes	☐No	☑N/A	12.
Sample labels match COC:	☑Yes	☐No	☐N/A	
Includes date/time/ID/analyses Matrix: SL/WT				13.
All containers needing preservation have been checked.	☐Yes	☐No	☑N/A	
All containers needing preservation are found to be in compliance with EPA recommendation.	☐Yes	☐No	☑N/A	14.
Exceptions: (VOA) coliform, TOC, O&G, WI-DRO (water), Phenolics	☑Yes	☐No		Initial when completed / Lot # of added preservative
Trip Blank present:	☑Yes	☐No	☐N/A	
Pace Trip Blank lot # (if purchased): 063014-2BFD/ 111813-3				15.
Headspace in VOA vials (>6mm):	☐Yes	☑No	☐N/A	16.
Project sampled in USDA Regulated Area:	~~☑Yes~~ no slot	☑No	☐N/A	17. List State: AR

Client Notification/ Resolution: Copy COC to Client? Y / N Field Data Required? Y / N

Person Contacted: _____ Date/Time: _____

Comments/ Resolution: _____

Project Manager Review: _____ Date: _____

Pace Analytical
www.pacelabs.com

CHAIN-OF-CUSTODY / Analytical Request Document

The Chain-of-Custody is a LEGAL DOCUMENT. All relevant fields must be completed accurately.

Page: 1 of 1

1777350

Section A Required Client Information:

Company: ENVIRON
Address: 7500 College Blvd. Ste 925, Overland Park, KS 66210
Email To: wstonestreet@environcorp.com
Phone: 913-553-5926 Fax:
Requested Due Date/TAT: Standard TAT

Section B Required Project Information:

Report To: Wendy Stonestreet
Copy To: Tamara Gleason, tgleason@environcorp.com
Purchase Order No.:
Project Name: Fort Smith, AR
Project Number: 34333233A

Section C Invoice Information:

Attention: Tamara Gleason
Company Name: ENVIRON
Address:
Pace Quote Reference:
Pace Project Manager:
Pace Profile #:

REGULATORY AGENCY: ☐ NPDES ☐ GROUND WATER ☐ DRINKING WATER ☐ UST ☐ RCRA ☐ OTHER ____

Site Location STATE: ____

Section D Required Client Information

Matrix Codes (MATRIX / CODE): Drinking Water DW; Water WT; Waste Water WW; Product P; Soil/Solid SL; Oil OL; Wipe WP; Air AR; Tissue TS; Other OT

SAMPLE ID (A-Z, 0-9 / ,-) Sample IDs MUST BE UNIQUE

Requested Analysis Filtered (Y/N): Analysis Test: 8260 specific list

ITEM #	SAMPLE ID	MATRIX CODE (see valid codes to left)	SAMPLE TYPE (G=GRAB C=COMP)	COLLECTED Composite Start Date	Composite Start Time	Composite End/Grab Date	Composite End/Grab Time	SAMPLE TEMP AT COLLECTION	# OF CONTAINERS	Unpreserved	H_2SO_4	HNO_3	HCl	NaOH	$Na_2S_2O_3$	Methanol	Other	Analysis Test (Y/N): N	Residual Chlorine (Y/N)	Pace Project No./ Lab I.D. (60175235 / 60175236)
1	DP-39 (4.0 FT) - 082014	SL	G			8/6/14	0750		5	X						X	X	X		1(BTEX) 1(DEAH) 1(DEGE) 2(VOA) 01
2	DP-39 (7.0 FT) - 082014						0810													02
3	DP-39 (7.0 FT) - 082014 - DUP						0810													03
4	DP-39 (16.5 FT) - 082014						0835													04
5	DP-39 (23.5 FT) - 082014						0900													05
6	DP-39 (28.0 FT) - 082014						0920													06
7	DP-39 - 082014	WT					1525		3				X							3(DEAH) 01
8	Trip Blank 03 - 082014									X										2(VOA) 07
9	Trip Blank 04 - 082014												X							2(DEAH) 02
10	Temp Blank									X										
11																				
12																				

ADDITIONAL COMMENTS	RELINQUISHED BY / AFFILIATION	DATE	TIME	ACCEPTED BY / AFFILIATION	DATE	TIME	SAMPLE CONDITIONS			
	[signature] / ENVIRON	8/6/14	1800	[signature] / PASI	8/7	0221	2.6	Y	Y	Y

SAMPLER NAME AND SIGNATURE

PRINT Name of SAMPLER: Nick Zurgeller

SIGNATURE of SAMPLER: [signature] DATE Signed (MM/DD/YY): 8/6/14

Temp in °C | Received on Ice (Y/N) | Custody Sealed Cooler (Y/N) | Samples Intact (Y/N)

ORIGINAL

*Important Note: By signing this form you are accepting Pace's NET 30 day payment terms and agreeing to late charges of 1.5% per month for any invoices not paid within 30 days.

F-ALL-Q-020rev.07, 15-May-2007

Pace Analytical Services, Inc.
9608 Loiret Blvd.
Lenexa, KS 66219
(913)599-5665

August 11, 2014

Wendy Stonestreet
Environ International Corporation
7500 College Blvd Ste 925
Overland Park, KS 66210

RE: Project: Ft. Smith Soil
Pace Project No.: 60175335

Dear Wendy Stonestreet:
Enclosed are the analytical results for sample(s) received by the laboratory on August 08, 2014. The results relate only to the samples included in this report. Results reported herein conform to the most current TNI standards and the laboratory's Quality Assurance Manual, where applicable, unless otherwise noted in the body of the report.

If you have any questions concerning this report, please feel free to contact me.

Sincerely,



Mary Jane Walls
maryjane.walls@pacelabs.com
PM Lab Management

Enclosures

cc: EDD, Environ_AR
Tamara Gleason, ENVIRON International Corporation

REPORT OF LABORATORY ANALYSIS

This report shall not be reproduced, except in full,
without the written consent of Pace Analytical Services, Inc..

Pace Analytical Services, Inc.
9608 Loiret Blvd.
Lenexa, KS 66219
(913)599-5665

CERTIFICATIONS

Project:	Ft. Smith Soil
Pace Project No.:	60175335

Kansas Certification IDs
9608 Loiret Boulevard, Lenexa, KS 66219
WY STR Certification #: 2456.01
Arkansas Certification #: 13-012-0
Illinois Certification #: 003097
Iowa Certification #: 118
Kansas/NELAP Certification #: E-10116
Louisiana Certification #: 03055
Nevada Certification #: KS000212008A
Oklahoma Certification #: 9205/9935
Texas Certification #: T104704407
Utah Certification #: KS00021

This report shall not be reproduced, except in full,
without the written consent of Pace Analytical Services, Inc..

Pace Analytical Services, Inc.
9608 Loiret Blvd.
Lenexa, KS 66219
(913)599-5665

SAMPLE SUMMARY

Project: Ft. Smith Soil
Pace Project No.: 60175335

Lab ID	Sample ID	Matrix	Date Collected	Date Received
60175335001	**DP-40 (4.0 FT) - 082014**	Solid	08/07/14 13:05	08/08/14 08:40
60175335002	**DP-40 (11.0 FT) - 082014**	Solid	08/07/14 13:25	08/08/14 08:40
60175335003	**DP-40 (14.5 FT) - 082014**	Solid	08/07/14 14:20	08/08/14 08:40
60175335004	**TRIP BLANK**	Solid	08/07/14 13:05	08/08/14 08:40

This report shall not be reproduced, except in full,
without the written consent of Pace Analytical Services, Inc..

Pace Analytical Services, Inc.
9608 Loiret Blvd.
Lenexa, KS 66219
(913)599-5665

SAMPLE ANALYTE COUNT

Project: Ft. Smith Soil
Pace Project No.: 60175335

Lab ID	Sample ID	Method	Analysts	Analytes Reported
60175335001	**DP-40 (4.0 FT) - 082014**	EPA 8260	JKL	37
		ASTM D2974	TMD	1
60175335002	**DP-40 (11.0 FT) - 082014**	EPA 8260	JKL	37
		ASTM D2974	TMD	1
60175335003	**DP-40 (14.5 FT) - 082014**	EPA 8260	JKL	37
		ASTM D2974	TMD	1
60175335004	**TRIP BLANK**	EPA 8260	JKL	37

This report shall not be reproduced, except in full,
without the written consent of Pace Analytical Services, Inc..

Pace Analytical Services, Inc.
9608 Loiret Blvd.
Lenexa, KS 66219
(913)599-5665

PROJECT NARRATIVE

Project: Ft. Smith Soil
Pace Project No.: 60175335

Method: **EPA 8260**
Description: 8260 MSV 5035A VOA
Client: Environ_AR
Date: August 11, 2014

General Information:
4 samples were analyzed for EPA 8260. All samples were received in acceptable condition with any exceptions noted below.

Hold Time:
The samples were analyzed within the method required hold times with any exceptions noted below.

Initial Calibrations (including MS Tune as applicable):
All criteria were within method requirements with any exceptions noted below.

Continuing Calibration:
All criteria were within method requirements with any exceptions noted below.

Internal Standards:
All internal standards were within QC limits with any exceptions noted below.

Surrogates:
All surrogates were within QC limits with any exceptions noted below.

Method Blank:
All analytes were below the report limit in the method blank, where applicable, with any exceptions noted below.

Laboratory Control Spike:
All laboratory control spike compounds were within QC limits with any exceptions noted below.

QC Batch: MSV/63457

L0: Analyte recovery in the laboratory control sample (LCS) was outside QC limits.

- LCS (Lab ID: 1422645)
  - Bromomethane
  - Chloromethane

Matrix Spikes:
All percent recoveries and relative percent differences (RPDs) were within acceptance criteria with any exceptions noted below.

QC Batch: MSV/63457

A matrix spike/matrix spike duplicate was not performed due to insufficient sample volume.

Additional Comments:

This data package has been reviewed for quality and completeness and is approved for release.

This report shall not be reproduced, except in full,
without the written consent of Pace Analytical Services, Inc..

Pace Analytical Services, Inc.
9608 Loiret Blvd.
Lenexa, KS 66219
(913)599-5665

ANALYTICAL RESULTS

Project: Ft. Smith Soil
Pace Project No.: 60175335

Sample: DP-40 (4.0 FT) - 082014 **Lab ID: 60175335001** Collected: 08/07/14 13:05 Received: 08/08/14 08:40 Matrix: Solid

Results reported on a "dry-weight" basis

Parameters	Results	Units	Report Limit	MDL	DF	Prepared	Analyzed	CAS No.	Qual
8260 MSV 5035A VOA	Analytical Method: EPA 8260								
Acetone	ND	ug/kg	19.5	9.7	1		08/08/14 18:09	67-64-1	
Benzene	ND	ug/kg	4.9	2.4	1		08/08/14 18:09	71-43-2	
Bromodichloromethane	ND	ug/kg	4.9	2.4	1		08/08/14 18:09	75-27-4	
Bromoform	ND	ug/kg	4.9	2.4	1		08/08/14 18:09	75-25-2	
Bromomethane	ND	ug/kg	4.9	2.4	1		08/08/14 18:09	74-83-9	L3
2-Butanone (MEK)	ND	ug/kg	9.7	4.9	1		08/08/14 18:09	78-93-3	
Carbon disulfide	ND	ug/kg	4.9	2.4	1		08/08/14 18:09	75-15-0	
Carbon tetrachloride	ND	ug/kg	4.9	2.4	1		08/08/14 18:09	56-23-5	
Chlorobenzene	ND	ug/kg	4.9	2.4	1		08/08/14 18:09	108-90-7	
Chloroethane	ND	ug/kg	4.9	2.4	1		08/08/14 18:09	75-00-3	
Chloroform	ND	ug/kg	4.9	2.4	1		08/08/14 18:09	67-66-3	
Chloromethane	ND	ug/kg	4.9	2.4	1		08/08/14 18:09	74-87-3	L3
Dibromochloromethane	ND	ug/kg	4.9	2.4	1		08/08/14 18:09	124-48-1	
1,1-Dichloroethane	ND	ug/kg	4.9	2.4	1		08/08/14 18:09	75-34-3	
1,2-Dichloroethane	ND	ug/kg	4.9	2.4	1		08/08/14 18:09	107-06-2	
1,1-Dichloroethene	ND	ug/kg	4.9	2.4	1		08/08/14 18:09	75-35-4	
cis-1,2-Dichloroethene	ND	ug/kg	4.9	2.4	1		08/08/14 18:09	156-59-2	
trans-1,2-Dichloroethene	ND	ug/kg	4.9	2.4	1		08/08/14 18:09	156-60-5	
1,2-Dichloropropane	ND	ug/kg	4.9	2.4	1		08/08/14 18:09	78-87-5	
cis-1,3-Dichloropropene	ND	ug/kg	4.9	2.4	1		08/08/14 18:09	10061-01-5	
trans-1,3-Dichloropropene	ND	ug/kg	4.9	2.4	1		08/08/14 18:09	10061-02-6	
Ethylbenzene	ND	ug/kg	4.9	2.4	1		08/08/14 18:09	100-41-4	
2-Hexanone	ND	ug/kg	19.5	9.7	1		08/08/14 18:09	591-78-6	
Methylene chloride	ND	ug/kg	4.9	2.4	1		08/08/14 18:09	75-09-2	
4-Methyl-2-pentanone (MIBK)	ND	ug/kg	9.7	4.9	1		08/08/14 18:09	108-10-1	
Styrene	ND	ug/kg	4.9	2.4	1		08/08/14 18:09	100-42-5	
1,1,2,2-Tetrachloroethane	ND	ug/kg	4.9	2.4	1		08/08/14 18:09	79-34-5	
Tetrachloroethene	ND	ug/kg	4.9	2.4	1		08/08/14 18:09	127-18-4	
Toluene	ND	ug/kg	4.9	2.4	1		08/08/14 18:09	108-88-3	
1,1,1-Trichloroethane	ND	ug/kg	4.9	2.4	1		08/08/14 18:09	71-55-6	
1,1,2-Trichloroethane	ND	ug/kg	4.9	2.4	1		08/08/14 18:09	79-00-5	
Trichloroethene	ND	ug/kg	4.9	2.4	1		08/08/14 18:09	79-01-6	
Vinyl chloride	ND	ug/kg	4.9	2.4	1		08/08/14 18:09	75-01-4	
Xylene (Total)	ND	ug/kg	4.9	2.4	1		08/08/14 18:09	1330-20-7	
Surrogates									
Toluene-d8 (S)	106	%	80-120		1		08/08/14 18:09	2037-26-5	
4-Bromofluorobenzene (S)	105	%	76-123		1		08/08/14 18:09	460-00-4	
1,2-Dichloroethane-d4 (S)	114	%	75-129		1		08/08/14 18:09	17060-07-0	
Percent Moisture	Analytical Method: ASTM D2974								
Percent Moisture	**14.7**	%	0.50	0.50	1		08/09/14 00:00		

REPORT OF LABORATORY ANALYSIS

This report shall not be reproduced, except in full,
without the written consent of Pace Analytical Services, Inc..

Pace Analytical Services, Inc.
9608 Loiret Blvd.
Lenexa, KS 66219
(913)599-5665

ANALYTICAL RESULTS

Project: Ft. Smith Soil
Pace Project No.: 60175335

Sample: DP-40 (11.0 FT) - 082014 **Lab ID: 60175335002** Collected: 08/07/14 13:25 Received: 08/08/14 08:40 Matrix: Solid

Results reported on a "dry-weight" basis

Parameters	Results	Units	Report Limit	MDL	DF	Prepared	Analyzed	CAS No.	Qual
8260 MSV 5035A VOA	Analytical Method: EPA 8260								
Acetone	ND	ug/kg	17.7	8.9	1		08/08/14 18:25	67-64-1	
Benzene	ND	ug/kg	4.4	2.2	1		08/08/14 18:25	71-43-2	
Bromodichloromethane	ND	ug/kg	4.4	2.2	1		08/08/14 18:25	75-27-4	
Bromoform	ND	ug/kg	4.4	2.2	1		08/08/14 18:25	75-25-2	
Bromomethane	ND	ug/kg	4.4	2.2	1		08/08/14 18:25	74-83-9	L3
2-Butanone (MEK)	ND	ug/kg	8.9	4.4	1		08/08/14 18:25	78-93-3	
Carbon disulfide	ND	ug/kg	4.4	2.2	1		08/08/14 18:25	75-15-0	
Carbon tetrachloride	ND	ug/kg	4.4	2.2	1		08/08/14 18:25	56-23-5	
Chlorobenzene	ND	ug/kg	4.4	2.2	1		08/08/14 18:25	108-90-7	
Chloroethane	ND	ug/kg	4.4	2.2	1		08/08/14 18:25	75-00-3	
Chloroform	ND	ug/kg	4.4	2.2	1		08/08/14 18:25	67-66-3	
Chloromethane	ND	ug/kg	4.4	2.2	1		08/08/14 18:25	74-87-3	L3
Dibromochloromethane	ND	ug/kg	4.4	2.2	1		08/08/14 18:25	124-48-1	
1,1-Dichloroethane	ND	ug/kg	4.4	2.2	1		08/08/14 18:25	75-34-3	
1,2-Dichloroethane	ND	ug/kg	4.4	2.2	1		08/08/14 18:25	107-06-2	
1,1-Dichloroethene	ND	ug/kg	4.4	2.2	1		08/08/14 18:25	75-35-4	
cis-1,2-Dichloroethene	ND	ug/kg	4.4	2.2	1		08/08/14 18:25	156-59-2	
trans-1,2-Dichloroethene	ND	ug/kg	4.4	2.2	1		08/08/14 18:25	156-60-5	
1,2-Dichloropropane	ND	ug/kg	4.4	2.2	1		08/08/14 18:25	78-87-5	
cis-1,3-Dichloropropene	ND	ug/kg	4.4	2.2	1		08/08/14 18:25	10061-01-5	
trans-1,3-Dichloropropene	ND	ug/kg	4.4	2.2	1		08/08/14 18:25	10061-02-6	
Ethylbenzene	ND	ug/kg	4.4	2.2	1		08/08/14 18:25	100-41-4	
2-Hexanone	ND	ug/kg	17.7	8.9	1		08/08/14 18:25	591-78-6	
Methylene chloride	ND	ug/kg	4.4	2.2	1		08/08/14 18:25	75-09-2	
4-Methyl-2-pentanone (MIBK)	ND	ug/kg	8.9	4.4	1		08/08/14 18:25	108-10-1	
Styrene	ND	ug/kg	4.4	2.2	1		08/08/14 18:25	100-42-5	
1,1,2,2-Tetrachloroethane	ND	ug/kg	4.4	2.2	1		08/08/14 18:25	79-34-5	
Tetrachloroethene	ND	ug/kg	4.4	2.2	1		08/08/14 18:25	127-18-4	
Toluene	ND	ug/kg	4.4	2.2	1		08/08/14 18:25	108-88-3	
1,1,1-Trichloroethane	ND	ug/kg	4.4	2.2	1		08/08/14 18:25	71-55-6	
1,1,2-Trichloroethane	ND	ug/kg	4.4	2.2	1		08/08/14 18:25	79-00-5	
Trichloroethene	ND	ug/kg	4.4	2.2	1		08/08/14 18:25	79-01-6	
Vinyl chloride	ND	ug/kg	4.4	2.2	1		08/08/14 18:25	75-01-4	
Xylene (Total)	ND	ug/kg	4.4	2.2	1		08/08/14 18:25	1330-20-7	
Surrogates									
Toluene-d8 (S)	105	%	80-120		1		08/08/14 18:25	2037-26-5	
4-Bromofluorobenzene (S)	100	%	76-123		1		08/08/14 18:25	460-00-4	
1,2-Dichloroethane-d4 (S)	111	%	75-129		1		08/08/14 18:25	17060-07-0	
Percent Moisture	Analytical Method: ASTM D2974								
Percent Moisture	**12.1**	%	0.50	0.50	1		08/09/14 00:00		

REPORT OF LABORATORY ANALYSIS

This report shall not be reproduced, except in full,
without the written consent of Pace Analytical Services, Inc..

Pace Analytical Services, Inc.
9608 Loiret Blvd.
Lenexa, KS 66219
(913)599-5665

ANALYTICAL RESULTS

Project: Ft. Smith Soil
Pace Project No.: 60175335

Sample: DP-40 (14.5 FT) - 082014 **Lab ID: 60175335003** Collected: 08/07/14 14:20 Received: 08/08/14 08:40 Matrix: Solid

Results reported on a "dry-weight" basis

Parameters	Results	Units	Report Limit	MDL	DF	Prepared	Analyzed	CAS No.	Qual
8260 MSV 5035A VOA	Analytical Method: EPA 8260								
Acetone	ND	ug/kg	19.4	9.7	1		08/08/14 18:40	67-64-1	
Benzene	ND	ug/kg	4.8	2.4	1		08/08/14 18:40	71-43-2	
Bromodichloromethane	ND	ug/kg	4.8	2.4	1		08/08/14 18:40	75-27-4	
Bromoform	ND	ug/kg	4.8	2.4	1		08/08/14 18:40	75-25-2	
Bromomethane	ND	ug/kg	4.8	2.4	1		08/08/14 18:40	74-83-9	L3
2-Butanone (MEK)	ND	ug/kg	9.7	4.8	1		08/08/14 18:40	78-93-3	
Carbon disulfide	ND	ug/kg	4.8	2.4	1		08/08/14 18:40	75-15-0	
Carbon tetrachloride	ND	ug/kg	4.8	2.4	1		08/08/14 18:40	56-23-5	
Chlorobenzene	ND	ug/kg	4.8	2.4	1		08/08/14 18:40	108-90-7	
Chloroethane	ND	ug/kg	4.8	2.4	1		08/08/14 18:40	75-00-3	
Chloroform	ND	ug/kg	4.8	2.4	1		08/08/14 18:40	67-66-3	
Chloromethane	ND	ug/kg	4.8	2.4	1		08/08/14 18:40	74-87-3	L3
Dibromochloromethane	ND	ug/kg	4.8	2.4	1		08/08/14 18:40	124-48-1	
1,1-Dichloroethane	ND	ug/kg	4.8	2.4	1		08/08/14 18:40	75-34-3	
1,2-Dichloroethane	ND	ug/kg	4.8	2.4	1		08/08/14 18:40	107-06-2	
1,1-Dichloroethene	ND	ug/kg	4.8	2.4	1		08/08/14 18:40	75-35-4	
cis-1,2-Dichloroethene	ND	ug/kg	4.8	2.4	1		08/08/14 18:40	156-59-2	
trans-1,2-Dichloroethene	ND	ug/kg	4.8	2.4	1		08/08/14 18:40	156-60-5	
1,2-Dichloropropane	ND	ug/kg	4.8	2.4	1		08/08/14 18:40	78-87-5	
cis-1,3-Dichloropropene	ND	ug/kg	4.8	2.4	1		08/08/14 18:40	10061-01-5	
trans-1,3-Dichloropropene	ND	ug/kg	4.8	2.4	1		08/08/14 18:40	10061-02-6	
Ethylbenzene	ND	ug/kg	4.8	2.4	1		08/08/14 18:40	100-41-4	
2-Hexanone	ND	ug/kg	19.4	9.7	1		08/08/14 18:40	591-78-6	
Methylene chloride	ND	ug/kg	4.8	2.4	1		08/08/14 18:40	75-09-2	
4-Methyl-2-pentanone (MIBK)	ND	ug/kg	9.7	4.8	1		08/08/14 18:40	108-10-1	
Styrene	ND	ug/kg	4.8	2.4	1		08/08/14 18:40	100-42-5	
1,1,2,2-Tetrachloroethane	ND	ug/kg	4.8	2.4	1		08/08/14 18:40	79-34-5	
Tetrachloroethene	ND	ug/kg	4.8	2.4	1		08/08/14 18:40	127-18-4	
Toluene	ND	ug/kg	4.8	2.4	1		08/08/14 18:40	108-88-3	
1,1,1-Trichloroethane	ND	ug/kg	4.8	2.4	1		08/08/14 18:40	71-55-6	
1,1,2-Trichloroethane	ND	ug/kg	4.8	2.4	1		08/08/14 18:40	79-00-5	
Trichloroethene	ND	ug/kg	4.8	2.4	1		08/08/14 18:40	79-01-6	
Vinyl chloride	ND	ug/kg	4.8	2.4	1		08/08/14 18:40	75-01-4	
Xylene (Total)	ND	ug/kg	4.8	2.4	1		08/08/14 18:40	1330-20-7	
Surrogates									
Toluene-d8 (S)	104	%	80-120		1		08/08/14 18:40	2037-26-5	
4-Bromofluorobenzene (S)	104	%	76-123		1		08/08/14 18:40	460-00-4	
1,2-Dichloroethane-d4 (S)	112	%	75-129		1		08/08/14 18:40	17060-07-0	
Percent Moisture	Analytical Method: ASTM D2974								
Percent Moisture	**12.4**	%	0.50	0.50	1		08/09/14 00:00		

REPORT OF LABORATORY ANALYSIS

This report shall not be reproduced, except in full,
without the written consent of Pace Analytical Services, Inc..

Pace Analytical Services, Inc.
9608 Loiret Blvd.
Lenexa, KS 66219
(913)599-5665

ANALYTICAL RESULTS

Project: Ft. Smith Soil
Pace Project No.: 60175335

Sample: TRIP BLANK **Lab ID: 60175335004** Collected: 08/07/14 13:05 Received: 08/08/14 08:40 Matrix: Solid

Results reported on a "wet-weight" basis

Parameters	Results	Units	Report Limit	MDL	DF	Prepared	Analyzed	CAS No.	Qual
8260 MSV 5035A VOA	Analytical Method: EPA 8260								
Acetone	ND	ug/kg	20.0	10.0	1		08/08/14 17:39	67-64-1	
Benzene	ND	ug/kg	5.0	2.5	1		08/08/14 17:39	71-43-2	
Bromodichloromethane	ND	ug/kg	5.0	2.5	1		08/08/14 17:39	75-27-4	
Bromoform	ND	ug/kg	5.0	2.5	1		08/08/14 17:39	75-25-2	
Bromomethane	ND	ug/kg	5.0	2.5	1		08/08/14 17:39	74-83-9	L3
2-Butanone (MEK)	ND	ug/kg	10.0	5.0	1		08/08/14 17:39	78-93-3	
Carbon disulfide	ND	ug/kg	5.0	2.5	1		08/08/14 17:39	75-15-0	
Carbon tetrachloride	ND	ug/kg	5.0	2.5	1		08/08/14 17:39	56-23-5	
Chlorobenzene	ND	ug/kg	5.0	2.5	1		08/08/14 17:39	108-90-7	
Chloroethane	ND	ug/kg	5.0	2.5	1		08/08/14 17:39	75-00-3	
Chloroform	ND	ug/kg	5.0	2.5	1		08/08/14 17:39	67-66-3	
Chloromethane	ND	ug/kg	5.0	2.5	1		08/08/14 17:39	74-87-3	L3
Dibromochloromethane	ND	ug/kg	5.0	2.5	1		08/08/14 17:39	124-48-1	
1,1-Dichloroethane	ND	ug/kg	5.0	2.5	1		08/08/14 17:39	75-34-3	
1,2-Dichloroethane	ND	ug/kg	5.0	2.5	1		08/08/14 17:39	107-06-2	
1,1-Dichloroethene	ND	ug/kg	5.0	2.5	1		08/08/14 17:39	75-35-4	
cis-1,2-Dichloroethene	ND	ug/kg	5.0	2.5	1		08/08/14 17:39	156-59-2	
trans-1,2-Dichloroethene	ND	ug/kg	5.0	2.5	1		08/08/14 17:39	156-60-5	
1,2-Dichloropropane	ND	ug/kg	5.0	2.5	1		08/08/14 17:39	78-87-5	
cis-1,3-Dichloropropene	ND	ug/kg	5.0	2.5	1		08/08/14 17:39	10061-01-5	
trans-1,3-Dichloropropene	ND	ug/kg	5.0	2.5	1		08/08/14 17:39	10061-02-6	
Ethylbenzene	ND	ug/kg	5.0	2.5	1		08/08/14 17:39	100-41-4	
2-Hexanone	ND	ug/kg	20.0	10.0	1		08/08/14 17:39	591-78-6	
Methylene chloride	ND	ug/kg	5.0	2.5	1		08/08/14 17:39	75-09-2	
4-Methyl-2-pentanone (MIBK)	ND	ug/kg	10.0	5.0	1		08/08/14 17:39	108-10-1	
Styrene	ND	ug/kg	5.0	2.5	1		08/08/14 17:39	100-42-5	
1,1,2,2-Tetrachloroethane	ND	ug/kg	5.0	2.5	1		08/08/14 17:39	79-34-5	
Tetrachloroethene	ND	ug/kg	5.0	2.5	1		08/08/14 17:39	127-18-4	
Toluene	ND	ug/kg	5.0	2.5	1		08/08/14 17:39	108-88-3	
1,1,1-Trichloroethane	ND	ug/kg	5.0	2.5	1		08/08/14 17:39	71-55-6	
1,1,2-Trichloroethane	ND	ug/kg	5.0	2.5	1		08/08/14 17:39	79-00-5	
Trichloroethene	ND	ug/kg	5.0	2.5	1		08/08/14 17:39	79-01-6	
Vinyl chloride	ND	ug/kg	5.0	2.5	1		08/08/14 17:39	75-01-4	
Xylene (Total)	ND	ug/kg	5.0	2.5	1		08/08/14 17:39	1330-20-7	
Surrogates									
Toluene-d8 (S)	105	%	80-120		1		08/08/14 17:39	2037-26-5	
4-Bromofluorobenzene (S)	100	%	76-123		1		08/08/14 17:39	460-00-4	
1,2-Dichloroethane-d4 (S)	100	%	75-129		1		08/08/14 17:39	17060-07-0	

This report shall not be reproduced, except in full,
without the written consent of Pace Analytical Services, Inc..

Pace Analytical Services, Inc.
9608 Loiret Blvd.
Lenexa, KS 66219
(913)599-5665

QUALITY CONTROL DATA

Project: Ft. Smith Soil
Pace Project No.: 60175335

QC Batch: MSV/63457 Analysis Method: EPA 8260
QC Batch Method: EPA 8260 Analysis Description: 8260 MSV 5035A Volatile Organics
Associated Lab Samples: 60175335001, 60175335002, 60175335003, 60175335004

METHOD BLANK: 1422644 Matrix: Solid
Associated Lab Samples: 60175335001, 60175335002, 60175335003, 60175335004

Parameter	Units	Blank Result	Reporting Limit	Analyzed	Qualifiers
1,1,1-Trichloroethane	ug/kg	ND	5.0	08/08/14 17:23	
1,1,2,2-Tetrachloroethane	ug/kg	ND	5.0	08/08/14 17:23	
1,1,2-Trichloroethane	ug/kg	ND	5.0	08/08/14 17:23	
1,1-Dichloroethane	ug/kg	ND	5.0	08/08/14 17:23	
1,1-Dichloroethene	ug/kg	ND	5.0	08/08/14 17:23	
1,2-Dichloroethane	ug/kg	ND	5.0	08/08/14 17:23	
1,2-Dichloropropane	ug/kg	ND	5.0	08/08/14 17:23	
2-Butanone (MEK)	ug/kg	ND	10.0	08/08/14 17:23	
2-Hexanone	ug/kg	ND	20.0	08/08/14 17:23	
4-Methyl-2-pentanone (MIBK)	ug/kg	ND	10.0	08/08/14 17:23	
Acetone	ug/kg	ND	20.0	08/08/14 17:23	
Benzene	ug/kg	ND	5.0	08/08/14 17:23	
Bromodichloromethane	ug/kg	ND	5.0	08/08/14 17:23	
Bromoform	ug/kg	ND	5.0	08/08/14 17:23	
Bromomethane	ug/kg	ND	5.0	08/08/14 17:23	
Carbon disulfide	ug/kg	ND	5.0	08/08/14 17:23	
Carbon tetrachloride	ug/kg	ND	5.0	08/08/14 17:23	
Chlorobenzene	ug/kg	ND	5.0	08/08/14 17:23	
Chloroethane	ug/kg	ND	5.0	08/08/14 17:23	
Chloroform	ug/kg	ND	5.0	08/08/14 17:23	
Chloromethane	ug/kg	ND	5.0	08/08/14 17:23	
cis-1,2-Dichloroethene	ug/kg	ND	5.0	08/08/14 17:23	
cis-1,3-Dichloropropene	ug/kg	ND	5.0	08/08/14 17:23	
Dibromochloromethane	ug/kg	ND	5.0	08/08/14 17:23	
Ethylbenzene	ug/kg	ND	5.0	08/08/14 17:23	
Methylene chloride	ug/kg	2.5J	5.0	08/08/14 17:23	
Styrene	ug/kg	ND	5.0	08/08/14 17:23	
Tetrachloroethene	ug/kg	ND	5.0	08/08/14 17:23	
Toluene	ug/kg	ND	5.0	08/08/14 17:23	
trans-1,2-Dichloroethene	ug/kg	ND	5.0	08/08/14 17:23	
trans-1,3-Dichloropropene	ug/kg	ND	5.0	08/08/14 17:23	
Trichloroethene	ug/kg	ND	5.0	08/08/14 17:23	
Vinyl chloride	ug/kg	ND	5.0	08/08/14 17:23	
Xylene (Total)	ug/kg	ND	5.0	08/08/14 17:23	
1,2-Dichloroethane-d4 (S)	%	101	75-129	08/08/14 17:23	
4-Bromofluorobenzene (S)	%	102	76-123	08/08/14 17:23	
Toluene-d8 (S)	%	105	80-120	08/08/14 17:23	

Results presented on this page are in the units indicated by the "Units" column except where an alternate unit is presented to the right of the result.

This report shall not be reproduced, except in full,
without the written consent of Pace Analytical Services, Inc..

Pace Analytical Services, Inc.
9608 Loiret Blvd.
Lenexa, KS 66219
(913)599-5665

QUALITY CONTROL DATA

Project: Ft. Smith Soil
Pace Project No.: 60175335

LABORATORY CONTROL SAMPLE: 1422645

Parameter	Units	Spike Conc.	LCS Result	LCS % Rec	% Rec Limits	Qualifiers
1,1,1-Trichloroethane	ug/kg	100	102	102	77-126	
1,1,2,2-Tetrachloroethane	ug/kg	100	83.3	83	73-120	
1,1,2-Trichloroethane	ug/kg	100	86.6	87	76-120	
1,1-Dichloroethane	ug/kg	100	96.8	97	71-120	
1,1-Dichloroethene	ug/kg	100	101	101	76-130	
1,2-Dichloroethane	ug/kg	100	100	100	78-120	
1,2-Dichloropropane	ug/kg	100	101	101	80-120	
2-Butanone (MEK)	ug/kg	500	489	98	55-135	
2-Hexanone	ug/kg	500	423	85	57-136	
4-Methyl-2-pentanone (MIBK)	ug/kg	500	484	97	71-128	
Acetone	ug/kg	500	514	103	43-144	
Benzene	ug/kg	100	96.7	97	80-120	
Bromodichloromethane	ug/kg	100	104	104	80-120	
Bromoform	ug/kg	100	93.9	94	75-124	
Bromomethane	ug/kg	100	151	151	38-150	L0
Carbon disulfide	ug/kg	100	110	110	58-137	
Carbon tetrachloride	ug/kg	100	103	103	75-140	
Chlorobenzene	ug/kg	100	88.3	88	80-120	
Chloroethane	ug/kg	100	102	102	65-127	
Chloroform	ug/kg	100	96.8	97	74-120	
Chloromethane	ug/kg	100	143	143	39-138	L0
cis-1,2-Dichloroethene	ug/kg	100	102	102	76-124	
cis-1,3-Dichloropropene	ug/kg	100	101	101	82-120	
Dibromochloromethane	ug/kg	100	93.8	94	80-124	
Ethylbenzene	ug/kg	100	85.9	86	80-120	
Methylene chloride	ug/kg	100	92.7	93	70-123	
Styrene	ug/kg	100	97.0	97	79-120	
Tetrachloroethene	ug/kg	100	87.6	88	78-128	
Toluene	ug/kg	100	96.2	96	79-120	
trans-1,2-Dichloroethene	ug/kg	100	97.0	97	76-124	
trans-1,3-Dichloropropene	ug/kg	100	90.9	91	80-124	
Trichloroethene	ug/kg	100	97.5	97	80-120	
Vinyl chloride	ug/kg	100	110	110	57-132	
Xylene (Total)	ug/kg	300	254	85	79-120	
1,2-Dichloroethane-d4 (S)	%			100	75-129	
4-Bromofluorobenzene (S)	%			104	76-123	
Toluene-d8 (S)	%			106	80-120	

Results presented on this page are in the units indicated by the "Units" column except where an alternate unit is presented to the right of the result.

This report shall not be reproduced, except in full,
without the written consent of Pace Analytical Services, Inc..

Pace Analytical Services, Inc.
9608 Loiret Blvd.
Lenexa, KS 66219
(913)599-5665

QUALITY CONTROL DATA

Project: Ft. Smith Soil
Pace Project No.: 60175335

QC Batch: PMST/9897 Analysis Method: ASTM D2974
QC Batch Method: ASTM D2974 Analysis Description: Dry Weight/Percent Moisture
Associated Lab Samples: 60175335001, 60175335002, 60175335003

METHOD BLANK: 1422922 Matrix: Solid
Associated Lab Samples: 60175335001, 60175335002, 60175335003

Parameter	Units	Blank Result	Reporting Limit	Analyzed	Qualifiers
Percent Moisture	%	ND	0.50	08/09/14 00:00	

SAMPLE DUPLICATE: 1422923

Parameter	Units	60175335001 Result	Dup Result	RPD	Max RPD	Qualifiers
Percent Moisture	%	14.7	14.7	0	20	

Results presented on this page are in the units indicated by the "Units" column except where an alternate unit is presented to the right of the result.

REPORT OF LABORATORY ANALYSIS

This report shall not be reproduced, except in full,
without the written consent of Pace Analytical Services, Inc..

Pace Analytical Services, Inc.
9608 Loiret Blvd.
Lenexa, KS 66219
(913)599-5665

QUALIFIERS

Project: Ft. Smith Soil
Pace Project No.: 60175335

DEFINITIONS

DF - Dilution Factor, if reported, represents the factor applied to the reported data due to changes in sample preparation, dilution of the sample aliquot, or moisture content.

ND - Not Detected at or above adjusted reporting limit.

J - Estimated concentration above the adjusted method detection limit and below the adjusted reporting limit.

MDL - Adjusted Method Detection Limit.

PQL - Practical Quantitation Limit.

RL - Reporting Limit.

S - Surrogate

1,2-Diphenylhydrazine (8270 listed analyte) decomposes to Azobenzene.

Consistent with EPA guidelines, unrounded data are displayed and have been used to calculate % recovery and RPD values.

LCS(D) - Laboratory Control Sample (Duplicate)

MS(D) - Matrix Spike (Duplicate)

DUP - Sample Duplicate

RPD - Relative Percent Difference

NC - Not Calculable.

SG - Silica Gel - Clean-Up

U - Indicates the compound was analyzed for, but not detected.

N-Nitrosodiphenylamine decomposes and cannot be separated from Diphenylamine using Method 8270. The result reported for each analyte is a combined concentration.

Pace Analytical is TNI accredited. Contact your Pace PM for the current list of accredited analytes.

TNI - The NELAC Institute.

BATCH QUALIFIERS

Batch: MSV/63457

[M5]	A matrix spike/matrix spike duplicate was not performed for this batch due to insufficient sample volume.

ANALYTE QUALIFIERS

L0	Analyte recovery in the laboratory control sample (LCS) was outside QC limits.
L3	Analyte recovery in the laboratory control sample (LCS) exceeded QC limits. Analyte presence below reporting limits in associated samples. Results unaffected by high bias.

This report shall not be reproduced, except in full,
without the written consent of Pace Analytical Services, Inc..

Pace Analytical Services, Inc.
9608 Loiret Blvd.
Lenexa, KS 66219
(913)599-5665

QUALITY CONTROL DATA CROSS REFERENCE TABLE

Project: Ft. Smith Soil
Pace Project No.: 60175335

Lab ID	Sample ID	QC Batch Method	QC Batch	Analytical Method	Analytical Batch
60175335001	**DP-40 (4.0 FT) - 082014**	EPA 8260	MSV/63457		
60175335002	**DP-40 (11.0 FT) - 082014**	EPA 8260	MSV/63457		
60175335003	**DP-40 (14.5 FT) - 082014**	EPA 8260	MSV/63457		
60175335004	**TRIP BLANK**	EPA 8260	MSV/63457		
60175335001	**DP-40 (4.0 FT) - 082014**	ASTM D2974	PMST/9897		
60175335002	**DP-40 (11.0 FT) - 082014**	ASTM D2974	PMST/9897		
60175335003	**DP-40 (14.5 FT) - 082014**	ASTM D2974	PMST/9897		

This report shall not be reproduced, except in full,
without the written consent of Pace Analytical Services, Inc..

Pace Analytical
www.pacelabs.com

Sample Condition Upon Receipt

WO#: 60175335

60175335

Optional
Proj Due Date:
Proj Name:

Client Name: Environ

Courier: Fed Ex ☑ UPS ☐ USPS ☐ Client ☐ Commercial ☐ Pace ☐ Other ☐

Tracking #: 6113 5077 3530 Pace Shipping Label Used? Yes ☐ No ☑

Custody Seal on Cooler/Box Present: Yes ☑ No ☐ Seals intact: Yes ☑ No ☐

Packing Material: Bubble Wrap ☐ Bubble Bags ☐ Foam ☑ None ☐ Other ☑ zpic

Thermometer Used: T-239 / T-194 **Type of Ice:** Wet Blue None ☐ Samples received on ice, cooling process has begun.
(circle one)

Cooler Temperature: 4.0

Temperature should be above freezing to 6°C

Date and initials of person examining contents: aH 8/8

Chain of Custody present:	☑Yes ☐No ☐N/A	1.
Chain of Custody filled out:	☑Yes ☐No ☐N/A	2.
Chain of Custody relinquished:	☑Yes ☐No ☐N/A	3.
Sampler name & signature on COC:	☑Yes ☐No ☐N/A	4.
Samples arrived within holding time:	☑Yes ☐No ☐N/A	5.
Short Hold Time analyses (<72hr):	☑Yes ☐No ☐N/A	6. Kits
Rush Turn Around Time requested:	☑Yes ☐No ☐N/A	7. 1 day
Sufficient volume:	☑Yes ☐No ☐N/A	8.
Correct containers used:	☑Yes ☐No ☐N/A	
Pace containers used:	☑Yes ☐No ☐N/A	9.
Containers intact:	☑Yes ☐No ☐N/A	10.
Unpreserved 5035A soils frozen w/in 48hrs?	☑Yes ☐No ☐N/A	11.
Filtered volume received for dissolved tests?	☐Yes ☐No ☑N/A	12.
Sample labels match COC: Includes date/time/ID/analyses Matrix: SL	☑Yes ☐No ☐N/A	13.
All containers needing preservation have been checked.	☐Yes ☐No ☑N/A	
All containers needing preservation are found to be in compliance with EPA recommendation.	☐Yes ☐No ☑N/A	14.
Exceptions: VOA, coliform, TOC, O&G, WI-DRO (water), Phenolics	☐Yes ☑No	Initial when completed / Lot # of added preservative
Trip Blank present: Pace Trip Blank lot # (if purchased):	☐Yes ☐No ☑N/A	15.
Headspace in VOA vials (>6mm):	☐Yes ☐No ☑N/A	16.
Project sampled in USDA Regulated Area:	☐Yes ☑No ☐N/A	17. List State: AR

Client Notification/ Resolution: Copy COC to Client? Y / N Field Data Required? Y / N

Person Contacted: _____ Date/Time: _____

Comments/ Resolution: _____

Project Manager Review: [signature] Date: 8/8

Pace Analytical®
www.pacelabs.com

CHAIN-OF-CUSTODY / Analytical Request Document

The Chain-of-Custody is a LEGAL DOCUMENT. All relevant fields must be completed accurately.

Page: 1 of 1

1777351

Section A Required Client Information:

Company: ENVIRON
Address: 7500 College Blvd. Ste 925, Overland Park, KS 66210
Email To: wstonestreet@environcorp.com
Phone: 913-353-5926 Fax:
Requested Due Date/TAT: 1-DAY TAT

Section B Required Project Information:

Report To: Wendy Stonestreet
Copy To: Tamara Gleason, tgleason@environcorp.com
Purchase Order No.:
Project Name: Fort Smith, AR
Project Number: 3433233A

Section C Invoice Information:

Attention: Tamara Gleason
Company Name: ENVIRON
Address:
Pace Quote Reference:
Pace Project Manager:
Pace Profile #:

REGULATORY AGENCY

☐ NPDES ☐ GROUND WATER ☐ DRINKING WATER
☐ UST ☐ RCRA ☐ OTHER _____

Site Location STATE: _____

Section D Required Client Information

Matrix Codes — MATRIX / CODE: Drinking Water DW; Water WT; Waste Water WW; Product P; Soil/Solid SL; Oil OL; Wipe WP; Air AR; Tissue TS; Other OT

Requested Analysis Filtered (Y/N): Y/N; Analysis Test: 8260 Specific List

ITEM #	SAMPLE ID (A-Z, 0-9 / ,-) Sample IDs MUST BE UNIQUE	MATRIX CODE (see valid codes to left)	SAMPLE TYPE (G=GRAB C=COMP)	COLLECTED Composite Start DATE	Composite Start TIME	Composite End/Grab DATE	Composite End/Grab TIME	SAMPLE TEMP AT COLLECTION	# OF CONTAINERS	Unpreserved	H_2SO_4	HNO_3	HCl	NaOH	$Na_2S_2O_3$	Methanol	Other	Analysis Test: 8260 Specific List	Residual Chlorine (Y/N)	Pace Project No./ Lab I.D.
1	DP-40 (4.0 FT) - 082014	SL	G			8/7/14	1305		5	X						X	X	X		60175335 1(EPA) 1(DEQM) 1(DEQB) 2(VGA) M
2	DP-40 (11.0 FT) - 082014	↓	↓				1325		↓	↓						↓	↓	↓		↓ ↓ ↓ ↓ ML
3	DP-40 (14.5 FT) - 082014	↓	↓				1430		↓	↓						↓	↓	↓		↓ ↓ ↓ ↓ 03
4	Trip Blank 05 - 082014	WT							2	X								↓		2(VGA) OH
5	Temp Blank	WT							1	X										
6																				
7																				
8																				
9																				
10																				
11																				
12																				

ADDITIONAL COMMENTS	RELINQUISHED BY / AFFILIATION	DATE	TIME	ACCEPTED BY / AFFILIATION	DATE	TIME	SAMPLE CONDITIONS			
1-Day TAT! (24 hr.)	[signature] / ENVIRON	8/7/14	1800	[signature] / PASI	8/8	8:40	4.0	Y	Y	Y

ORIGINAL

SAMPLER NAME AND SIGNATURE
PRINT Name of SAMPLER: Nick Zurweller
SIGNATURE of SAMPLER: [signature] DATE Signed (MM/DD/YY): 8/7/14

Temp in °C | Received on Ice (Y/N) | Custody Sealed Cooler (Y/N) | Samples Intact (Y/N)

*Important Note: By signing this form you are accepting Pace's NET 30 day payment terms and agreeing to late charges of 1.5% per month for any invoices not paid within 30 days.

F-ALL-Q-020rev.07, 15-May-2007

Pace Analytical Services, Inc.
9608 Loiret Blvd.
Lenexa, KS 66219
(913)599-5665

August 13, 2014

Wendy Stonestreet
Environ International Corporation
7500 College Blvd Ste 925
Overland Park, KS 66210

RE: Project: Ft. Smith Whirlpool Soil
Pace Project No.: 60175425

Dear Wendy Stonestreet:
Enclosed are the analytical results for sample(s) received by the laboratory on August 09, 2014. The results relate only to the samples included in this report. Results reported herein conform to the most current TNI standards and the laboratory's Quality Assurance Manual, where applicable, unless otherwise noted in the body of the report.

If you have any questions concerning this report, please feel free to contact me.

Sincerely,



Mary Jane Walls
maryjane.walls@pacelabs.com
PM Lab Management

Enclosures

cc: EDD, Environ_AR
Tamara Gleason, ENVIRON International Corporation

REPORT OF LABORATORY ANALYSIS

This report shall not be reproduced, except in full,
without the written consent of Pace Analytical Services, Inc..

Pace Analytical Services, Inc.
9608 Loiret Blvd.
Lenexa, KS 66219
(913)599-5665

CERTIFICATIONS

Project:	Ft. Smith Whirlpool Soil
Pace Project No.:	60175425

Kansas Certification IDs
9608 Loiret Boulevard, Lenexa, KS 66219
WY STR Certification #: 2456.01
Arkansas Certification #: 13-012-0
Illinois Certification #: 003097
Iowa Certification #: 118
Kansas/NELAP Certification #: E-10116
Louisiana Certification #: 03055
Nevada Certification #: KS000212008A
Oklahoma Certification #: 9205/9935
Texas Certification #: T104704407
Utah Certification #: KS00021

This report shall not be reproduced, except in full,
without the written consent of Pace Analytical Services, Inc..

Pace Analytical Services, Inc.
9608 Loiret Blvd.
Lenexa, KS 66219
(913)599-5665

SAMPLE SUMMARY

Project: Ft. Smith Whirlpool Soil
Pace Project No.: 60175425

Lab ID	Sample ID	Matrix	Date Collected	Date Received
60175425001	**DP-41 (4.0 FT) - 082014**	Solid	08/08/14 07:40	08/09/14 01:32
60175425002	**DP-41 (10.0 FT) - 082014**	Solid	08/08/14 08:05	08/09/14 01:32
60175425003	**DP-41 (14.0 FT) - 082014**	Solid	08/08/14 08:15	08/09/14 01:32
60175425004	**DP-42 (4.0 FT) - 082014**	Solid	08/08/14 10:20	08/09/14 01:32
60175425005	**DP-42 (8-0 FT) - 082014**	Solid	08/08/14 10:30	08/09/14 01:32
60175425006	**DP-42 (12.0 FT) - 082014**	Solid	08/08/14 10:40	08/09/14 01:32
60175425007	**TB06-20140808**	Solid	08/08/14 10:40	08/09/14 01:32

This report shall not be reproduced, except in full,
without the written consent of Pace Analytical Services, Inc..

Pace Analytical Services, Inc.
9608 Loiret Blvd.
Lenexa, KS 66219
(913)599-5665

SAMPLE ANALYTE COUNT

Project: Ft. Smith Whirlpool Soil
Pace Project No.: 60175425

Lab ID	Sample ID	Method	Analysts	Analytes Reported
60175425001	**DP-41 (4.0 FT) - 082014**	EPA 8260	TJT	37
		ASTM D2974	DWC	1
60175425002	**DP-41 (10.0 FT) - 082014**	EPA 8260	TJT	37
		ASTM D2974	DWC	1
60175425003	**DP-41 (14.0 FT) - 082014**	EPA 8260	TJT	37
		ASTM D2974	DWC	1
60175425004	**DP-42 (4.0 FT) - 082014**	EPA 8260	TJT	37
		ASTM D2974	DWC	1
60175425005	**DP-42 (8-0 FT) - 082014**	EPA 8260	TJT	37
		ASTM D2974	DWC	1
60175425006	**DP-42 (12.0 FT) - 082014**	EPA 8260	TJT	37
		ASTM D2974	DWC	1
60175425007	**TB06-20140808**	EPA 8260	TJT	37

This report shall not be reproduced, except in full,
without the written consent of Pace Analytical Services, Inc..

Pace Analytical Services, Inc.
9608 Loiret Blvd.
Lenexa, KS 66219
(913)599-5665

PROJECT NARRATIVE

Project: Ft. Smith Whirlpool Soil
Pace Project No.: 60175425

Method: **EPA 8260**
Description: 8260 MSV 5035A VOA
Client: Environ_AR
Date: August 13, 2014

General Information:
7 samples were analyzed for EPA 8260. All samples were received in acceptable condition with any exceptions noted below.

Hold Time:
The samples were analyzed within the method required hold times with any exceptions noted below.

Initial Calibrations (including MS Tune as applicable):
All criteria were within method requirements with any exceptions noted below.

Continuing Calibration:
All criteria were within method requirements with any exceptions noted below.

Internal Standards:
All internal standards were within QC limits with any exceptions noted below.

Surrogates:
All surrogates were within QC limits with any exceptions noted below.

Method Blank:
All analytes were below the report limit in the method blank, where applicable, with any exceptions noted below.

Laboratory Control Spike:
All laboratory control spike compounds were within QC limits with any exceptions noted below.

QC Batch: MSV/63498

L0: Analyte recovery in the laboratory control sample (LCS) was outside QC limits.

- LCS (Lab ID: 1424042)
  - cis-1,3-Dichloropropene

Matrix Spikes:
All percent recoveries and relative percent differences (RPDs) were within acceptance criteria with any exceptions noted below.

Additional Comments:

This data package has been reviewed for quality and completeness and is approved for release.

This report shall not be reproduced, except in full,
without the written consent of Pace Analytical Services, Inc..

Pace Analytical Services, Inc.
9608 Loiret Blvd.
Lenexa, KS 66219
(913)599-5665

ANALYTICAL RESULTS

Project: Ft. Smith Whirlpool Soil
Pace Project No.: 60175425

Sample: DP-41 (4.0 FT) - 082014 **Lab ID: 60175425001** Collected: 08/08/14 07:40 Received: 08/09/14 01:32 Matrix: Solid

Results reported on a "dry-weight" basis

Parameters	Results	Units	Report Limit	MDL	DF	Prepared	Analyzed	CAS No.	Qual
8260 MSV 5035A VOA	Analytical Method: EPA 8260								
Acetone	ND	ug/kg	24.0	12.0	1		08/11/14 16:22	67-64-1	
Benzene	ND	ug/kg	6.0	3.0	1		08/11/14 16:22	71-43-2	
Bromodichloromethane	ND	ug/kg	6.0	3.0	1		08/11/14 16:22	75-27-4	
Bromoform	ND	ug/kg	6.0	3.0	1		08/11/14 16:22	75-25-2	
Bromomethane	**3.1J**	ug/kg	6.0	3.0	1		08/11/14 16:22	74-83-9	
2-Butanone (MEK)	ND	ug/kg	12.0	6.0	1		08/11/14 16:22	78-93-3	
Carbon disulfide	ND	ug/kg	6.0	3.0	1		08/11/14 16:22	75-15-0	
Carbon tetrachloride	ND	ug/kg	6.0	3.0	1		08/11/14 16:22	56-23-5	
Chlorobenzene	ND	ug/kg	6.0	3.0	1		08/11/14 16:22	108-90-7	
Chloroethane	ND	ug/kg	6.0	3.0	1		08/11/14 16:22	75-00-3	
Chloroform	ND	ug/kg	6.0	3.0	1		08/11/14 16:22	67-66-3	
Chloromethane	ND	ug/kg	6.0	3.0	1		08/11/14 16:22	74-87-3	
Dibromochloromethane	ND	ug/kg	6.0	3.0	1		08/11/14 16:22	124-48-1	
1,1-Dichloroethane	ND	ug/kg	6.0	3.0	1		08/11/14 16:22	75-34-3	
1,2-Dichloroethane	ND	ug/kg	6.0	3.0	1		08/11/14 16:22	107-06-2	
1,1-Dichloroethene	ND	ug/kg	6.0	3.0	1		08/11/14 16:22	75-35-4	
cis-1,2-Dichloroethene	ND	ug/kg	6.0	3.0	1		08/11/14 16:22	156-59-2	
trans-1,2-Dichloroethene	ND	ug/kg	6.0	3.0	1		08/11/14 16:22	156-60-5	
1,2-Dichloropropane	ND	ug/kg	6.0	3.0	1		08/11/14 16:22	78-87-5	
cis-1,3-Dichloropropene	ND	ug/kg	6.0	3.0	1		08/11/14 16:22	10061-01-5	
trans-1,3-Dichloropropene	ND	ug/kg	6.0	3.0	1		08/11/14 16:22	10061-02-6	
Ethylbenzene	ND	ug/kg	6.0	3.0	1		08/11/14 16:22	100-41-4	
2-Hexanone	ND	ug/kg	24.0	12.0	1		08/11/14 16:22	591-78-6	
Methylene chloride	ND	ug/kg	6.0	3.0	1		08/11/14 16:22	75-09-2	
4-Methyl-2-pentanone (MIBK)	ND	ug/kg	12.0	6.0	1		08/11/14 16:22	108-10-1	
Styrene	ND	ug/kg	6.0	3.0	1		08/11/14 16:22	100-42-5	
1,1,2,2-Tetrachloroethane	ND	ug/kg	6.0	3.0	1		08/11/14 16:22	79-34-5	
Tetrachloroethene	ND	ug/kg	6.0	3.0	1		08/11/14 16:22	127-18-4	
Toluene	ND	ug/kg	6.0	3.0	1		08/11/14 16:22	108-88-3	
1,1,1-Trichloroethane	ND	ug/kg	6.0	3.0	1		08/11/14 16:22	71-55-6	
1,1,2-Trichloroethane	ND	ug/kg	6.0	3.0	1		08/11/14 16:22	79-00-5	
Trichloroethene	ND	ug/kg	6.0	3.0	1		08/11/14 16:22	79-01-6	
Vinyl chloride	ND	ug/kg	6.0	3.0	1		08/11/14 16:22	75-01-4	
Xylene (Total)	ND	ug/kg	6.0	3.0	1		08/11/14 16:22	1330-20-7	
Surrogates									
Toluene-d8 (S)	101	%	80-120		1		08/11/14 16:22	2037-26-5	
4-Bromofluorobenzene (S)	101	%	76-123		1		08/11/14 16:22	460-00-4	
1,2-Dichloroethane-d4 (S)	105	%	75-129		1		08/11/14 16:22	17060-07-0	
Percent Moisture	Analytical Method: ASTM D2974								
Percent Moisture	**17.6**	%	0.50	0.50	1		08/11/14 00:00		

REPORT OF LABORATORY ANALYSIS

This report shall not be reproduced, except in full,
without the written consent of Pace Analytical Services, Inc..

Pace Analytical Services, Inc.
9608 Loiret Blvd.
Lenexa, KS 66219
(913)599-5665

ANALYTICAL RESULTS

Project: Ft. Smith Whirlpool Soil
Pace Project No.: 60175425

Sample: DP-41 (10.0 FT) - 082014 **Lab ID: 60175425002** Collected: 08/08/14 08:05 Received: 08/09/14 01:32 Matrix: Solid

Results reported on a "dry-weight" basis

Parameters	Results	Units	Report Limit	MDL	DF	Prepared	Analyzed	CAS No.	Qual
8260 MSV 5035A VOA	Analytical Method: EPA 8260								
Acetone	ND	ug/kg	18.2	9.1	1		08/11/14 16:37	67-64-1	
Benzene	ND	ug/kg	4.6	2.3	1		08/11/14 16:37	71-43-2	
Bromodichloromethane	ND	ug/kg	4.6	2.3	1		08/11/14 16:37	75-27-4	
Bromoform	ND	ug/kg	4.6	2.3	1		08/11/14 16:37	75-25-2	
Bromomethane	ND	ug/kg	4.6	2.3	1		08/11/14 16:37	74-83-9	
2-Butanone (MEK)	ND	ug/kg	9.1	4.6	1		08/11/14 16:37	78-93-3	
Carbon disulfide	ND	ug/kg	4.6	2.3	1		08/11/14 16:37	75-15-0	
Carbon tetrachloride	ND	ug/kg	4.6	2.3	1		08/11/14 16:37	56-23-5	
Chlorobenzene	ND	ug/kg	4.6	2.3	1		08/11/14 16:37	108-90-7	
Chloroethane	ND	ug/kg	4.6	2.3	1		08/11/14 16:37	75-00-3	
Chloroform	ND	ug/kg	4.6	2.3	1		08/11/14 16:37	67-66-3	
Chloromethane	ND	ug/kg	4.6	2.3	1		08/11/14 16:37	74-87-3	
Dibromochloromethane	ND	ug/kg	4.6	2.3	1		08/11/14 16:37	124-48-1	
1,1-Dichloroethane	ND	ug/kg	4.6	2.3	1		08/11/14 16:37	75-34-3	
1,2-Dichloroethane	ND	ug/kg	4.6	2.3	1		08/11/14 16:37	107-06-2	
1,1-Dichloroethene	ND	ug/kg	4.6	2.3	1		08/11/14 16:37	75-35-4	
cis-1,2-Dichloroethene	ND	ug/kg	4.6	2.3	1		08/11/14 16:37	156-59-2	
trans-1,2-Dichloroethene	ND	ug/kg	4.6	2.3	1		08/11/14 16:37	156-60-5	
1,2-Dichloropropane	ND	ug/kg	4.6	2.3	1		08/11/14 16:37	78-87-5	
cis-1,3-Dichloropropene	ND	ug/kg	4.6	2.3	1		08/11/14 16:37	10061-01-5	
trans-1,3-Dichloropropene	ND	ug/kg	4.6	2.3	1		08/11/14 16:37	10061-02-6	
Ethylbenzene	ND	ug/kg	4.6	2.3	1		08/11/14 16:37	100-41-4	
2-Hexanone	ND	ug/kg	18.2	9.1	1		08/11/14 16:37	591-78-6	
Methylene chloride	ND	ug/kg	4.6	2.3	1		08/11/14 16:37	75-09-2	
4-Methyl-2-pentanone (MIBK)	ND	ug/kg	9.1	4.6	1		08/11/14 16:37	108-10-1	
Styrene	ND	ug/kg	4.6	2.3	1		08/11/14 16:37	100-42-5	
1,1,2,2-Tetrachloroethane	ND	ug/kg	4.6	2.3	1		08/11/14 16:37	79-34-5	
Tetrachloroethene	ND	ug/kg	4.6	2.3	1		08/11/14 16:37	127-18-4	
Toluene	ND	ug/kg	4.6	2.3	1		08/11/14 16:37	108-88-3	
1,1,1-Trichloroethane	ND	ug/kg	4.6	2.3	1		08/11/14 16:37	71-55-6	
1,1,2-Trichloroethane	ND	ug/kg	4.6	2.3	1		08/11/14 16:37	79-00-5	
Trichloroethene	ND	ug/kg	4.6	2.3	1		08/11/14 16:37	79-01-6	
Vinyl chloride	ND	ug/kg	4.6	2.3	1		08/11/14 16:37	75-01-4	
Xylene (Total)	ND	ug/kg	4.6	2.3	1		08/11/14 16:37	1330-20-7	
Surrogates									
Toluene-d8 (S)	102	%	80-120		1		08/11/14 16:37	2037-26-5	
4-Bromofluorobenzene (S)	97	%	76-123		1		08/11/14 16:37	460-00-4	
1,2-Dichloroethane-d4 (S)	108	%	75-129		1		08/11/14 16:37	17060-07-0	
Percent Moisture	Analytical Method: ASTM D2974								
Percent Moisture	**15.0**	%	0.50	0.50	1		08/11/14 00:00		

REPORT OF LABORATORY ANALYSIS

This report shall not be reproduced, except in full,
without the written consent of Pace Analytical Services, Inc..

Pace Analytical Services, Inc.
9608 Loiret Blvd.
Lenexa, KS 66219
(913)599-5665

ANALYTICAL RESULTS

Project: Ft. Smith Whirlpool Soil
Pace Project No.: 60175425

Sample: DP-41 (14.0 FT) - 082014 **Lab ID: 60175425003** Collected: 08/08/14 08:15 Received: 08/09/14 01:32 Matrix: Solid

Results reported on a "dry-weight" basis

Parameters	Results	Units	Report Limit	MDL	DF	Prepared	Analyzed	CAS No.	Qual
8260 MSV 5035A VOA	Analytical Method: EPA 8260								
Acetone	ND	ug/kg	18.1	9.1	1		08/11/14 16:53	67-64-1	
Benzene	ND	ug/kg	4.5	2.3	1		08/11/14 16:53	71-43-2	
Bromodichloromethane	ND	ug/kg	4.5	2.3	1		08/11/14 16:53	75-27-4	
Bromoform	ND	ug/kg	4.5	2.3	1		08/11/14 16:53	75-25-2	
Bromomethane	ND	ug/kg	4.5	2.3	1		08/11/14 16:53	74-83-9	
2-Butanone (MEK)	ND	ug/kg	9.1	4.5	1		08/11/14 16:53	78-93-3	
Carbon disulfide	ND	ug/kg	4.5	2.3	1		08/11/14 16:53	75-15-0	
Carbon tetrachloride	ND	ug/kg	4.5	2.3	1		08/11/14 16:53	56-23-5	
Chlorobenzene	ND	ug/kg	4.5	2.3	1		08/11/14 16:53	108-90-7	
Chloroethane	ND	ug/kg	4.5	2.3	1		08/11/14 16:53	75-00-3	
Chloroform	ND	ug/kg	4.5	2.3	1		08/11/14 16:53	67-66-3	
Chloromethane	ND	ug/kg	4.5	2.3	1		08/11/14 16:53	74-87-3	
Dibromochloromethane	ND	ug/kg	4.5	2.3	1		08/11/14 16:53	124-48-1	
1,1-Dichloroethane	ND	ug/kg	4.5	2.3	1		08/11/14 16:53	75-34-3	
1,2-Dichloroethane	ND	ug/kg	4.5	2.3	1		08/11/14 16:53	107-06-2	
1,1-Dichloroethene	ND	ug/kg	4.5	2.3	1		08/11/14 16:53	75-35-4	
cis-1,2-Dichloroethene	ND	ug/kg	4.5	2.3	1		08/11/14 16:53	156-59-2	
trans-1,2-Dichloroethene	ND	ug/kg	4.5	2.3	1		08/11/14 16:53	156-60-5	
1,2-Dichloropropane	ND	ug/kg	4.5	2.3	1		08/11/14 16:53	78-87-5	
cis-1,3-Dichloropropene	ND	ug/kg	4.5	2.3	1		08/11/14 16:53	10061-01-5	
trans-1,3-Dichloropropene	ND	ug/kg	4.5	2.3	1		08/11/14 16:53	10061-02-6	
Ethylbenzene	ND	ug/kg	4.5	2.3	1		08/11/14 16:53	100-41-4	
2-Hexanone	ND	ug/kg	18.1	9.1	1		08/11/14 16:53	591-78-6	
Methylene chloride	ND	ug/kg	4.5	2.3	1		08/11/14 16:53	75-09-2	
4-Methyl-2-pentanone (MIBK)	ND	ug/kg	9.1	4.5	1		08/11/14 16:53	108-10-1	
Styrene	ND	ug/kg	4.5	2.3	1		08/11/14 16:53	100-42-5	
1,1,2,2-Tetrachloroethane	ND	ug/kg	4.5	2.3	1		08/11/14 16:53	79-34-5	
Tetrachloroethene	ND	ug/kg	4.5	2.3	1		08/11/14 16:53	127-18-4	
Toluene	ND	ug/kg	4.5	2.3	1		08/11/14 16:53	108-88-3	
1,1,1-Trichloroethane	ND	ug/kg	4.5	2.3	1		08/11/14 16:53	71-55-6	
1,1,2-Trichloroethane	ND	ug/kg	4.5	2.3	1		08/11/14 16:53	79-00-5	
Trichloroethene	ND	ug/kg	4.5	2.3	1		08/11/14 16:53	79-01-6	
Vinyl chloride	ND	ug/kg	4.5	2.3	1		08/11/14 16:53	75-01-4	
Xylene (Total)	ND	ug/kg	4.5	2.3	1		08/11/14 16:53	1330-20-7	
Surrogates									
Toluene-d8 (S)	100	%	80-120		1		08/11/14 16:53	2037-26-5	
4-Bromofluorobenzene (S)	101	%	76-123		1		08/11/14 16:53	460-00-4	
1,2-Dichloroethane-d4 (S)	106	%	75-129		1		08/11/14 16:53	17060-07-0	
Percent Moisture	Analytical Method: ASTM D2974								
Percent Moisture	**14.4**	%	0.50	0.50	1		08/11/14 00:00		

REPORT OF LABORATORY ANALYSIS

This report shall not be reproduced, except in full,
without the written consent of Pace Analytical Services, Inc..

Pace Analytical Services, Inc.
9608 Loiret Blvd.
Lenexa, KS 66219
(913)599-5665

ANALYTICAL RESULTS

Project: Ft. Smith Whirlpool Soil
Pace Project No.: 60175425

Sample: DP-42 (4.0 FT) - 082014 **Lab ID: 60175425004** Collected: 08/08/14 10:20 Received: 08/09/14 01:32 Matrix: Solid

Results reported on a "dry-weight" basis

Parameters	Results	Units	Report Limit	MDL	DF	Prepared	Analyzed	CAS No.	Qual
8260 MSV 5035A VOA	Analytical Method: EPA 8260								
Acetone	ND	ug/kg	19.6	9.8	1		08/11/14 17:08	67-64-1	
Benzene	ND	ug/kg	4.9	2.4	1		08/11/14 17:08	71-43-2	
Bromodichloromethane	ND	ug/kg	4.9	2.4	1		08/11/14 17:08	75-27-4	
Bromoform	ND	ug/kg	4.9	2.4	1		08/11/14 17:08	75-25-2	
Bromomethane	ND	ug/kg	4.9	2.4	1		08/11/14 17:08	74-83-9	
2-Butanone (MEK)	ND	ug/kg	9.8	4.9	1		08/11/14 17:08	78-93-3	
Carbon disulfide	ND	ug/kg	4.9	2.4	1		08/11/14 17:08	75-15-0	
Carbon tetrachloride	ND	ug/kg	4.9	2.4	1		08/11/14 17:08	56-23-5	
Chlorobenzene	ND	ug/kg	4.9	2.4	1		08/11/14 17:08	108-90-7	
Chloroethane	ND	ug/kg	4.9	2.4	1		08/11/14 17:08	75-00-3	
Chloroform	ND	ug/kg	4.9	2.4	1		08/11/14 17:08	67-66-3	
Chloromethane	ND	ug/kg	4.9	2.4	1		08/11/14 17:08	74-87-3	
Dibromochloromethane	ND	ug/kg	4.9	2.4	1		08/11/14 17:08	124-48-1	
1,1-Dichloroethane	ND	ug/kg	4.9	2.4	1		08/11/14 17:08	75-34-3	
1,2-Dichloroethane	ND	ug/kg	4.9	2.4	1		08/11/14 17:08	107-06-2	
1,1-Dichloroethene	ND	ug/kg	4.9	2.4	1		08/11/14 17:08	75-35-4	
cis-1,2-Dichloroethene	ND	ug/kg	4.9	2.4	1		08/11/14 17:08	156-59-2	
trans-1,2-Dichloroethene	ND	ug/kg	4.9	2.4	1		08/11/14 17:08	156-60-5	
1,2-Dichloropropane	ND	ug/kg	4.9	2.4	1		08/11/14 17:08	78-87-5	
cis-1,3-Dichloropropene	ND	ug/kg	4.9	2.4	1		08/11/14 17:08	10061-01-5	
trans-1,3-Dichloropropene	ND	ug/kg	4.9	2.4	1		08/11/14 17:08	10061-02-6	
Ethylbenzene	ND	ug/kg	4.9	2.4	1		08/11/14 17:08	100-41-4	
2-Hexanone	ND	ug/kg	19.6	9.8	1		08/11/14 17:08	591-78-6	
Methylene chloride	ND	ug/kg	4.9	2.4	1		08/11/14 17:08	75-09-2	
4-Methyl-2-pentanone (MIBK)	ND	ug/kg	9.8	4.9	1		08/11/14 17:08	108-10-1	
Styrene	ND	ug/kg	4.9	2.4	1		08/11/14 17:08	100-42-5	
1,1,2,2-Tetrachloroethane	ND	ug/kg	4.9	2.4	1		08/11/14 17:08	79-34-5	
Tetrachloroethene	ND	ug/kg	4.9	2.4	1		08/11/14 17:08	127-18-4	
Toluene	ND	ug/kg	4.9	2.4	1		08/11/14 17:08	108-88-3	
1,1,1-Trichloroethane	ND	ug/kg	4.9	2.4	1		08/11/14 17:08	71-55-6	
1,1,2-Trichloroethane	ND	ug/kg	4.9	2.4	1		08/11/14 17:08	79-00-5	
Trichloroethene	ND	ug/kg	4.9	2.4	1		08/11/14 17:08	79-01-6	
Vinyl chloride	ND	ug/kg	4.9	2.4	1		08/11/14 17:08	75-01-4	
Xylene (Total)	ND	ug/kg	4.9	2.4	1		08/11/14 17:08	1330-20-7	
Surrogates									
Toluene-d8 (S)	101	%	80-120		1		08/11/14 17:08	2037-26-5	
4-Bromofluorobenzene (S)	96	%	76-123		1		08/11/14 17:08	460-00-4	
1,2-Dichloroethane-d4 (S)	108	%	75-129		1		08/11/14 17:08	17060-07-0	
Percent Moisture	Analytical Method: ASTM D2974								
Percent Moisture	**17.8**	%	0.50	0.50	1		08/11/14 00:00		

REPORT OF LABORATORY ANALYSIS

This report shall not be reproduced, except in full,
without the written consent of Pace Analytical Services, Inc..

Pace Analytical Services, Inc.
9608 Loiret Blvd.
Lenexa, KS 66219
(913)599-5665

ANALYTICAL RESULTS

Project: Ft. Smith Whirlpool Soil
Pace Project No.: 60175425

Sample: DP-42 (8-0 FT) - 082014 **Lab ID: 60175425005** Collected: 08/08/14 10:30 Received: 08/09/14 01:32 Matrix: Solid

Results reported on a "dry-weight" basis

Parameters	Results	Units	Report Limit	MDL	DF	Prepared	Analyzed	CAS No.	Qual
8260 MSV 5035A VOA	Analytical Method: EPA 8260								
Acetone	ND	ug/kg	18.5	9.2	1		08/11/14 17:23	67-64-1	
Benzene	ND	ug/kg	4.6	2.3	1		08/11/14 17:23	71-43-2	
Bromodichloromethane	ND	ug/kg	4.6	2.3	1		08/11/14 17:23	75-27-4	
Bromoform	ND	ug/kg	4.6	2.3	1		08/11/14 17:23	75-25-2	
Bromomethane	ND	ug/kg	4.6	2.3	1		08/11/14 17:23	74-83-9	
2-Butanone (MEK)	ND	ug/kg	9.2	4.6	1		08/11/14 17:23	78-93-3	
Carbon disulfide	ND	ug/kg	4.6	2.3	1		08/11/14 17:23	75-15-0	
Carbon tetrachloride	ND	ug/kg	4.6	2.3	1		08/11/14 17:23	56-23-5	
Chlorobenzene	ND	ug/kg	4.6	2.3	1		08/11/14 17:23	108-90-7	
Chloroethane	ND	ug/kg	4.6	2.3	1		08/11/14 17:23	75-00-3	
Chloroform	ND	ug/kg	4.6	2.3	1		08/11/14 17:23	67-66-3	
Chloromethane	ND	ug/kg	4.6	2.3	1		08/11/14 17:23	74-87-3	
Dibromochloromethane	ND	ug/kg	4.6	2.3	1		08/11/14 17:23	124-48-1	
1,1-Dichloroethane	ND	ug/kg	4.6	2.3	1		08/11/14 17:23	75-34-3	
1,2-Dichloroethane	ND	ug/kg	4.6	2.3	1		08/11/14 17:23	107-06-2	
1,1-Dichloroethene	ND	ug/kg	4.6	2.3	1		08/11/14 17:23	75-35-4	
cis-1,2-Dichloroethene	ND	ug/kg	4.6	2.3	1		08/11/14 17:23	156-59-2	
trans-1,2-Dichloroethene	ND	ug/kg	4.6	2.3	1		08/11/14 17:23	156-60-5	
1,2-Dichloropropane	ND	ug/kg	4.6	2.3	1		08/11/14 17:23	78-87-5	
cis-1,3-Dichloropropene	ND	ug/kg	4.6	2.3	1		08/11/14 17:23	10061-01-5	
trans-1,3-Dichloropropene	ND	ug/kg	4.6	2.3	1		08/11/14 17:23	10061-02-6	
Ethylbenzene	ND	ug/kg	4.6	2.3	1		08/11/14 17:23	100-41-4	
2-Hexanone	ND	ug/kg	18.5	9.2	1		08/11/14 17:23	591-78-6	
Methylene chloride	ND	ug/kg	4.6	2.3	1		08/11/14 17:23	75-09-2	
4-Methyl-2-pentanone (MIBK)	ND	ug/kg	9.2	4.6	1		08/11/14 17:23	108-10-1	
Styrene	ND	ug/kg	4.6	2.3	1		08/11/14 17:23	100-42-5	
1,1,2,2-Tetrachloroethane	ND	ug/kg	4.6	2.3	1		08/11/14 17:23	79-34-5	
Tetrachloroethene	ND	ug/kg	4.6	2.3	1		08/11/14 17:23	127-18-4	
Toluene	ND	ug/kg	4.6	2.3	1		08/11/14 17:23	108-88-3	
1,1,1-Trichloroethane	ND	ug/kg	4.6	2.3	1		08/11/14 17:23	71-55-6	
1,1,2-Trichloroethane	ND	ug/kg	4.6	2.3	1		08/11/14 17:23	79-00-5	
Trichloroethene	ND	ug/kg	4.6	2.3	1		08/11/14 17:23	79-01-6	
Vinyl chloride	ND	ug/kg	4.6	2.3	1		08/11/14 17:23	75-01-4	
Xylene (Total)	ND	ug/kg	4.6	2.3	1		08/11/14 17:23	1330-20-7	
Surrogates									
Toluene-d8 (S)	101	%	80-120		1		08/11/14 17:23	2037-26-5	
4-Bromofluorobenzene (S)	100	%	76-123		1		08/11/14 17:23	460-00-4	
1,2-Dichloroethane-d4 (S)	112	%	75-129		1		08/11/14 17:23	17060-07-0	
Percent Moisture	Analytical Method: ASTM D2974								
Percent Moisture	**9.7**	%	0.50	0.50	1		08/11/14 00:00		

REPORT OF LABORATORY ANALYSIS

This report shall not be reproduced, except in full,
without the written consent of Pace Analytical Services, Inc..

Pace Analytical Services, Inc.
9608 Loiret Blvd.
Lenexa, KS 66219
(913)599-5665

ANALYTICAL RESULTS

Project: Ft. Smith Whirlpool Soil
Pace Project No.: 60175425

Sample: DP-42 (12.0 FT) - 082014 **Lab ID: 60175425006** Collected: 08/08/14 10:40 Received: 08/09/14 01:32 Matrix: Solid

Results reported on a "dry-weight" basis

Parameters	Results	Units	Report Limit	MDL	DF	Prepared	Analyzed	CAS No.	Qual
8260 MSV 5035A VOA	Analytical Method: EPA 8260								
Acetone	ND	ug/kg	17.1	8.6	1		08/11/14 17:39	67-64-1	
Benzene	ND	ug/kg	4.3	2.1	1		08/11/14 17:39	71-43-2	
Bromodichloromethane	ND	ug/kg	4.3	2.1	1		08/11/14 17:39	75-27-4	
Bromoform	ND	ug/kg	4.3	2.1	1		08/11/14 17:39	75-25-2	
Bromomethane	ND	ug/kg	4.3	2.1	1		08/11/14 17:39	74-83-9	
2-Butanone (MEK)	ND	ug/kg	8.6	4.3	1		08/11/14 17:39	78-93-3	
Carbon disulfide	ND	ug/kg	4.3	2.1	1		08/11/14 17:39	75-15-0	
Carbon tetrachloride	ND	ug/kg	4.3	2.1	1		08/11/14 17:39	56-23-5	
Chlorobenzene	ND	ug/kg	4.3	2.1	1		08/11/14 17:39	108-90-7	
Chloroethane	ND	ug/kg	4.3	2.1	1		08/11/14 17:39	75-00-3	
Chloroform	ND	ug/kg	4.3	2.1	1		08/11/14 17:39	67-66-3	
Chloromethane	ND	ug/kg	4.3	2.1	1		08/11/14 17:39	74-87-3	
Dibromochloromethane	ND	ug/kg	4.3	2.1	1		08/11/14 17:39	124-48-1	
1,1-Dichloroethane	ND	ug/kg	4.3	2.1	1		08/11/14 17:39	75-34-3	
1,2-Dichloroethane	ND	ug/kg	4.3	2.1	1		08/11/14 17:39	107-06-2	
1,1-Dichloroethene	ND	ug/kg	4.3	2.1	1		08/11/14 17:39	75-35-4	
cis-1,2-Dichloroethene	ND	ug/kg	4.3	2.1	1		08/11/14 17:39	156-59-2	
trans-1,2-Dichloroethene	ND	ug/kg	4.3	2.1	1		08/11/14 17:39	156-60-5	
1,2-Dichloropropane	ND	ug/kg	4.3	2.1	1		08/11/14 17:39	78-87-5	
cis-1,3-Dichloropropene	ND	ug/kg	4.3	2.1	1		08/11/14 17:39	10061-01-5	
trans-1,3-Dichloropropene	ND	ug/kg	4.3	2.1	1		08/11/14 17:39	10061-02-6	
Ethylbenzene	ND	ug/kg	4.3	2.1	1		08/11/14 17:39	100-41-4	
2-Hexanone	ND	ug/kg	17.1	8.6	1		08/11/14 17:39	591-78-6	
Methylene chloride	ND	ug/kg	4.3	2.1	1		08/11/14 17:39	75-09-2	
4-Methyl-2-pentanone (MIBK)	ND	ug/kg	8.6	4.3	1		08/11/14 17:39	108-10-1	
Styrene	ND	ug/kg	4.3	2.1	1		08/11/14 17:39	100-42-5	
1,1,2,2-Tetrachloroethane	ND	ug/kg	4.3	2.1	1		08/11/14 17:39	79-34-5	
Tetrachloroethene	ND	ug/kg	4.3	2.1	1		08/11/14 17:39	127-18-4	
Toluene	ND	ug/kg	4.3	2.1	1		08/11/14 17:39	108-88-3	
1,1,1-Trichloroethane	ND	ug/kg	4.3	2.1	1		08/11/14 17:39	71-55-6	
1,1,2-Trichloroethane	ND	ug/kg	4.3	2.1	1		08/11/14 17:39	79-00-5	
Trichloroethene	ND	ug/kg	4.3	2.1	1		08/11/14 17:39	79-01-6	
Vinyl chloride	ND	ug/kg	4.3	2.1	1		08/11/14 17:39	75-01-4	
Xylene (Total)	ND	ug/kg	4.3	2.1	1		08/11/14 17:39	1330-20-7	
Surrogates									
Toluene-d8 (S)	99	%	80-120		1		08/11/14 17:39	2037-26-5	
4-Bromofluorobenzene (S)	99	%	76-123		1		08/11/14 17:39	460-00-4	
1,2-Dichloroethane-d4 (S)	105	%	75-129		1		08/11/14 17:39	17060-07-0	
Percent Moisture	Analytical Method: ASTM D2974								
Percent Moisture	**10.9**	%	0.50	0.50	1		08/11/14 00:00		

REPORT OF LABORATORY ANALYSIS

This report shall not be reproduced, except in full,
without the written consent of Pace Analytical Services, Inc..

Pace Analytical Services, Inc.
9608 Loiret Blvd.
Lenexa, KS 66219
(913)599-5665

ANALYTICAL RESULTS

Project: Ft. Smith Whirlpool Soil
Pace Project No.: 60175425

Sample: TB06-20140808 **Lab ID: 60175425007** Collected: 08/08/14 10:40 Received: 08/09/14 01:32 Matrix: Solid

Results reported on a "wet-weight" basis

Parameters	Results	Units	Report Limit	MDL	DF	Prepared	Analyzed	CAS No.	Qual
8260 MSV 5035A VOA	Analytical Method: EPA 8260								
Acetone	ND	ug/kg	20.0	10.0	1		08/12/14 10:08	67-64-1	
Benzene	ND	ug/kg	5.0	2.5	1		08/12/14 10:08	71-43-2	
Bromodichloromethane	ND	ug/kg	5.0	2.5	1		08/12/14 10:08	75-27-4	
Bromoform	ND	ug/kg	5.0	2.5	1		08/12/14 10:08	75-25-2	
Bromomethane	ND	ug/kg	5.0	2.5	1		08/12/14 10:08	74-83-9	
2-Butanone (MEK)	ND	ug/kg	10.0	5.0	1		08/12/14 10:08	78-93-3	
Carbon disulfide	ND	ug/kg	5.0	2.5	1		08/12/14 10:08	75-15-0	
Carbon tetrachloride	ND	ug/kg	5.0	2.5	1		08/12/14 10:08	56-23-5	
Chlorobenzene	ND	ug/kg	5.0	2.5	1		08/12/14 10:08	108-90-7	
Chloroethane	ND	ug/kg	5.0	2.5	1		08/12/14 10:08	75-00-3	
Chloroform	ND	ug/kg	5.0	2.5	1		08/12/14 10:08	67-66-3	
Chloromethane	ND	ug/kg	5.0	2.5	1		08/12/14 10:08	74-87-3	
Dibromochloromethane	ND	ug/kg	5.0	2.5	1		08/12/14 10:08	124-48-1	
1,1-Dichloroethane	ND	ug/kg	5.0	2.5	1		08/12/14 10:08	75-34-3	
1,2-Dichloroethane	ND	ug/kg	5.0	2.5	1		08/12/14 10:08	107-06-2	
1,1-Dichloroethene	ND	ug/kg	5.0	2.5	1		08/12/14 10:08	75-35-4	
cis-1,2-Dichloroethene	ND	ug/kg	5.0	2.5	1		08/12/14 10:08	156-59-2	
trans-1,2-Dichloroethene	ND	ug/kg	5.0	2.5	1		08/12/14 10:08	156-60-5	
1,2-Dichloropropane	ND	ug/kg	5.0	2.5	1		08/12/14 10:08	78-87-5	
cis-1,3-Dichloropropene	ND	ug/kg	5.0	2.5	1		08/12/14 10:08	10061-01-5	L2
trans-1,3-Dichloropropene	ND	ug/kg	5.0	2.5	1		08/12/14 10:08	10061-02-6	
Ethylbenzene	ND	ug/kg	5.0	2.5	1		08/12/14 10:08	100-41-4	
2-Hexanone	ND	ug/kg	20.0	10.0	1		08/12/14 10:08	591-78-6	
Methylene chloride	ND	ug/kg	5.0	2.5	1		08/12/14 10:08	75-09-2	
4-Methyl-2-pentanone (MIBK)	ND	ug/kg	10.0	5.0	1		08/12/14 10:08	108-10-1	
Styrene	ND	ug/kg	5.0	2.5	1		08/12/14 10:08	100-42-5	
1,1,2,2-Tetrachloroethane	ND	ug/kg	5.0	2.5	1		08/12/14 10:08	79-34-5	
Tetrachloroethene	ND	ug/kg	5.0	2.5	1		08/12/14 10:08	127-18-4	
Toluene	ND	ug/kg	5.0	2.5	1		08/12/14 10:08	108-88-3	
1,1,1-Trichloroethane	ND	ug/kg	5.0	2.5	1		08/12/14 10:08	71-55-6	
1,1,2-Trichloroethane	ND	ug/kg	5.0	2.5	1		08/12/14 10:08	79-00-5	
Trichloroethene	ND	ug/kg	5.0	2.5	1		08/12/14 10:08	79-01-6	
Vinyl chloride	ND	ug/kg	5.0	2.5	1		08/12/14 10:08	75-01-4	
Xylene (Total)	ND	ug/kg	5.0	2.5	1		08/12/14 10:08	1330-20-7	
Surrogates									
Toluene-d8 (S)	101	%	80-120		1		08/12/14 10:08	2037-26-5	
4-Bromofluorobenzene (S)	97	%	76-123		1		08/12/14 10:08	460-00-4	
1,2-Dichloroethane-d4 (S)	88	%	75-129		1		08/12/14 10:08	17060-07-0	

This report shall not be reproduced, except in full,
without the written consent of Pace Analytical Services, Inc..

Pace Analytical Services, Inc.
9608 Loiret Blvd.
Lenexa, KS 66219
(913)599-5665

QUALITY CONTROL DATA

Project: Ft. Smith Whirlpool Soil
Pace Project No.: 60175425

QC Batch: MSV/63488 Analysis Method: EPA 8260
QC Batch Method: EPA 8260 Analysis Description: 8260 MSV 5035A Volatile Organics
Associated Lab Samples: 60175425001, 60175425002, 60175425003, 60175425004, 60175425005, 60175425006

METHOD BLANK: 1423834 Matrix: Solid
Associated Lab Samples: 60175425001, 60175425002, 60175425003, 60175425004, 60175425005, 60175425006

Parameter	Units	Blank Result	Reporting Limit	Analyzed	Qualifiers
1,1,1-Trichloroethane	ug/kg	ND	5.0	08/11/14 15:19	
1,1,2,2-Tetrachloroethane	ug/kg	ND	5.0	08/11/14 15:19	
1,1,2-Trichloroethane	ug/kg	ND	5.0	08/11/14 15:19	
1,1-Dichloroethane	ug/kg	ND	5.0	08/11/14 15:19	
1,1-Dichloroethene	ug/kg	ND	5.0	08/11/14 15:19	
1,2-Dichloroethane	ug/kg	ND	5.0	08/11/14 15:19	
1,2-Dichloropropane	ug/kg	ND	5.0	08/11/14 15:19	
2-Butanone (MEK)	ug/kg	ND	10.0	08/11/14 15:19	
2-Hexanone	ug/kg	ND	20.0	08/11/14 15:19	
4-Methyl-2-pentanone (MIBK)	ug/kg	ND	10.0	08/11/14 15:19	
Acetone	ug/kg	ND	20.0	08/11/14 15:19	
Benzene	ug/kg	ND	5.0	08/11/14 15:19	
Bromodichloromethane	ug/kg	ND	5.0	08/11/14 15:19	
Bromoform	ug/kg	ND	5.0	08/11/14 15:19	
Bromomethane	ug/kg	ND	5.0	08/11/14 15:19	
Carbon disulfide	ug/kg	ND	5.0	08/11/14 15:19	
Carbon tetrachloride	ug/kg	ND	5.0	08/11/14 15:19	
Chlorobenzene	ug/kg	ND	5.0	08/11/14 15:19	
Chloroethane	ug/kg	ND	5.0	08/11/14 15:19	
Chloroform	ug/kg	ND	5.0	08/11/14 15:19	
Chloromethane	ug/kg	ND	5.0	08/11/14 15:19	
cis-1,2-Dichloroethene	ug/kg	ND	5.0	08/11/14 15:19	
cis-1,3-Dichloropropene	ug/kg	ND	5.0	08/11/14 15:19	
Dibromochloromethane	ug/kg	ND	5.0	08/11/14 15:19	
Ethylbenzene	ug/kg	ND	5.0	08/11/14 15:19	
Methylene chloride	ug/kg	ND	5.0	08/11/14 15:19	
Styrene	ug/kg	ND	5.0	08/11/14 15:19	
Tetrachloroethene	ug/kg	ND	5.0	08/11/14 15:19	
Toluene	ug/kg	ND	5.0	08/11/14 15:19	
trans-1,2-Dichloroethene	ug/kg	ND	5.0	08/11/14 15:19	
trans-1,3-Dichloropropene	ug/kg	ND	5.0	08/11/14 15:19	
Trichloroethene	ug/kg	ND	5.0	08/11/14 15:19	
Vinyl chloride	ug/kg	ND	5.0	08/11/14 15:19	
Xylene (Total)	ug/kg	ND	5.0	08/11/14 15:19	
1,2-Dichloroethane-d4 (S)	%	99	75-129	08/11/14 15:19	
4-Bromofluorobenzene (S)	%	100	76-123	08/11/14 15:19	
Toluene-d8 (S)	%	100	80-120	08/11/14 15:19	

Results presented on this page are in the units indicated by the "Units" column except where an alternate unit is presented to the right of the result.

This report shall not be reproduced, except in full,
without the written consent of Pace Analytical Services, Inc..

Pace Analytical Services, Inc.
9608 Loiret Blvd.
Lenexa, KS 66219
(913)599-5665

QUALITY CONTROL DATA

Project: Ft. Smith Whirlpool Soil
Pace Project No.: 60175425

LABORATORY CONTROL SAMPLE: 1423835

Parameter	Units	Spike Conc.	LCS Result	LCS % Rec	% Rec Limits	Qualifiers
1,1,1-Trichloroethane	ug/kg	100	94.6	95	77-126	
1,1,2,2-Tetrachloroethane	ug/kg	100	89.7	90	73-120	
1,1,2-Trichloroethane	ug/kg	100	88.9	89	76-120	
1,1-Dichloroethane	ug/kg	100	81.8	82	71-120	
1,1-Dichloroethene	ug/kg	100	89.5	89	76-130	
1,2-Dichloroethane	ug/kg	100	93.8	94	78-120	
1,2-Dichloropropane	ug/kg	100	93.0	93	80-120	
2-Butanone (MEK)	ug/kg	500	428	86	55-135	
2-Hexanone	ug/kg	500	461	92	57-136	
4-Methyl-2-pentanone (MIBK)	ug/kg	500	462	92	71-128	
Acetone	ug/kg	500	400	80	43-144	
Benzene	ug/kg	100	88.9	89	80-120	
Bromodichloromethane	ug/kg	100	94.1	94	80-120	
Bromoform	ug/kg	100	91.7	92	75-124	
Bromomethane	ug/kg	100	80.9	81	38-150	
Carbon disulfide	ug/kg	100	94.2	94	58-137	
Carbon tetrachloride	ug/kg	100	89.6	90	75-140	
Chlorobenzene	ug/kg	100	90.4	90	80-120	
Chloroethane	ug/kg	100	91.7	92	65-127	
Chloroform	ug/kg	100	83.9	84	74-120	
Chloromethane	ug/kg	100	92.6	93	39-138	
cis-1,2-Dichloroethene	ug/kg	100	96.1	96	76-124	
cis-1,3-Dichloropropene	ug/kg	100	84.6	85	82-120	
Dibromochloromethane	ug/kg	100	92.9	93	80-124	
Ethylbenzene	ug/kg	100	88.6	89	80-120	
Methylene chloride	ug/kg	100	72.0	72	70-123	
Styrene	ug/kg	100	91.3	91	79-120	
Tetrachloroethene	ug/kg	100	86.5	87	78-128	
Toluene	ug/kg	100	91.6	92	79-120	
trans-1,2-Dichloroethene	ug/kg	100	86.5	86	76-124	
trans-1,3-Dichloropropene	ug/kg	100	85.3	85	80-124	
Trichloroethene	ug/kg	100	92.1	92	80-120	
Vinyl chloride	ug/kg	100	83.5	83	57-132	
Xylene (Total)	ug/kg	300	266	89	79-120	
1,2-Dichloroethane-d4 (S)	%			96	75-129	
4-Bromofluorobenzene (S)	%			96	76-123	
Toluene-d8 (S)	%			101	80-120	

MATRIX SPIKE & MATRIX SPIKE DUPLICATE: 1423836 1423837

Parameter	Units	60175350006 Result	MS Spike Conc.	MSD Spike Conc.	MS Result	MSD Result	MS % Rec	MSD % Rec	% Rec Limits	RPD	Max RPD	Qual
1,1,1-Trichloroethane	ug/kg	ND	101	101	81.6	78.2	81	77	21-144	4	43	
1,1,2,2-Tetrachloroethane	ug/kg	ND	101	101	59.4	50.2	59	50	10-151	17	46	
1,1,2-Trichloroethane	ug/kg	ND	101	101	75.2	72.4	74	71	10-140	4	46	

Results presented on this page are in the units indicated by the "Units" column except where an alternate unit is presented to the right of the result.

REPORT OF LABORATORY ANALYSIS

This report shall not be reproduced, except in full,
without the written consent of Pace Analytical Services, Inc..

Pace Analytical Services, Inc.
9608 Loiret Blvd.
Lenexa, KS 66219
(913)599-5665

QUALITY CONTROL DATA

Project: Ft. Smith Whirlpool Soil
Pace Project No.: 60175425

MATRIX SPIKE & MATRIX SPIKE DUPLICATE: 1423836 1423837

Parameter	Units	60175350006 Result	MS Spike Conc.	MSD Spike Conc.	MS Result	MSD Result	MS % Rec	MSD % Rec	% Rec Limits	RPD	Max RPD	Qual
1,1-Dichloroethane	ug/kg	ND	101	101	68.0	68.9	67	68	19-137	1	43	
1,1-Dichloroethene	ug/kg	ND	101	101	80.7	75.5	80	75	27-143	7	41	
1,2-Dichloroethane	ug/kg	ND	101	101	73.9	69.7	73	69	21-147	6	38	
1,2-Dichloropropane	ug/kg	ND	101	101	74.7	76.4	74	75	15-145	2	43	
2-Butanone (MEK)	ug/kg	ND	506	506	343	355	68	70	10-160	3	50	
2-Hexanone	ug/kg	ND	506	506	425	403	84	80	10-160	5	50	
4-Methyl-2-pentanone (MIBK)	ug/kg	ND	506	506	380	373	75	74	10-152	2	47	
Acetone	ug/kg	ND	506	506	333	322	66	64	10-160	3	49	
Benzene	ug/kg	ND	101	101	75.3	75.2	74	74	22-144	0	38	
Bromodichloromethane	ug/kg	ND	101	101	78.0	75.9	77	75	10-143	3	42	
Bromoform	ug/kg	ND	101	101	72.1	73.1	71	72	10-145	1	44	
Bromomethane	ug/kg	ND	101	101	59.3	60.8	59	60	10-137	3	47	
Carbon disulfide	ug/kg	ND	101	101	80.5	104	79	103	10-142	26	44	
Carbon tetrachloride	ug/kg	ND	101	101	77.3	77.9	76	77	15-153	1	45	
Chlorobenzene	ug/kg	ND	101	101	72.9	73.1	72	72	10-145	0	46	
Chloroethane	ug/kg	ND	101	101	69.6	71.2	69	70	17-134	2	42	
Chloroform	ug/kg	ND	101	101	72.1	67.1	71	66	17-138	7	44	
Chloromethane	ug/kg	ND	101	101	55.1	43.1	54	43	10-128	24	39	
cis-1,2-Dichloroethene	ug/kg	ND	101	101	80.5	80.1	80	79	17-140	1	46	
cis-1,3-Dichloropropene	ug/kg	ND	101	101	70.1	69.8	69	69	10-142	0	43	
Dibromochloromethane	ug/kg	ND	101	101	73.9	74.4	73	73	10-149	1	42	
Ethylbenzene	ug/kg	ND	101	101	79.2	79.2	78	78	10-154	0	42	
Methylene chloride	ug/kg	7.4	101	101	59.3	60.0	51	52	15-140	1	46	
Styrene	ug/kg	ND	101	101	76.4	72.8	75	72	10-142	5	44	
Tetrachloroethene	ug/kg	ND	101	101	77.9	76.8	77	76	10-150	1	48	
Toluene	ug/kg	ND	101	101	77.3	77.2	76	76	11-150	0	40	
trans-1,2-Dichloroethene	ug/kg	ND	101	101	76.8	73.2	76	72	20-140	5	42	
trans-1,3-Dichloropropene	ug/kg	ND	101	101	68.8	68.0	68	67	10-149	1	41	
Trichloroethene	ug/kg	ND	101	101	99.3	101	98	100	14-146	2	45	
Vinyl chloride	ug/kg	ND	101	101	74.7	71.9	74	71	19-131	4	37	
Xylene (Total)	ug/kg	ND	303	303	224	223	74	74	10-154	0	41	
1,2-Dichloroethane-d4 (S)	%						100	100	75-129			
4-Bromofluorobenzene (S)	%						98	98	76-123			
Toluene-d8 (S)	%						100	101	80-120			

Results presented on this page are in the units indicated by the "Units" column except where an alternate unit is presented to the right of the result.

This report shall not be reproduced, except in full,
without the written consent of Pace Analytical Services, Inc..

Pace Analytical Services, Inc.
9608 Loiret Blvd.
Lenexa, KS 66219
(913)599-5665

QUALITY CONTROL DATA

Project: Ft. Smith Whirlpool Soil
Pace Project No.: 60175425

QC Batch: MSV/63498
QC Batch Method: EPA 8260
Analysis Method: EPA 8260
Analysis Description: 8260 MSV 5035A Volatile Organics
Associated Lab Samples: 60175425007

METHOD BLANK: 1424041
Matrix: Solid
Associated Lab Samples: 60175425007

Parameter	Units	Blank Result	Reporting Limit	Analyzed	Qualifiers
1,1,1-Trichloroethane	ug/kg	ND	5.0	08/12/14 09:37	
1,1,2,2-Tetrachloroethane	ug/kg	ND	5.0	08/12/14 09:37	
1,1,2-Trichloroethane	ug/kg	ND	5.0	08/12/14 09:37	
1,1-Dichloroethane	ug/kg	ND	5.0	08/12/14 09:37	
1,1-Dichloroethene	ug/kg	ND	5.0	08/12/14 09:37	
1,2-Dichloroethane	ug/kg	ND	5.0	08/12/14 09:37	
1,2-Dichloropropane	ug/kg	ND	5.0	08/12/14 09:37	
2-Butanone (MEK)	ug/kg	ND	10.0	08/12/14 09:37	
2-Hexanone	ug/kg	ND	20.0	08/12/14 09:37	
4-Methyl-2-pentanone (MIBK)	ug/kg	ND	10.0	08/12/14 09:37	
Acetone	ug/kg	ND	20.0	08/12/14 09:37	
Benzene	ug/kg	ND	5.0	08/12/14 09:37	
Bromodichloromethane	ug/kg	ND	5.0	08/12/14 09:37	
Bromoform	ug/kg	ND	5.0	08/12/14 09:37	
Bromomethane	ug/kg	ND	5.0	08/12/14 09:37	
Carbon disulfide	ug/kg	ND	5.0	08/12/14 09:37	
Carbon tetrachloride	ug/kg	ND	5.0	08/12/14 09:37	
Chlorobenzene	ug/kg	ND	5.0	08/12/14 09:37	
Chloroethane	ug/kg	ND	5.0	08/12/14 09:37	
Chloroform	ug/kg	ND	5.0	08/12/14 09:37	
Chloromethane	ug/kg	ND	5.0	08/12/14 09:37	
cis-1,2-Dichloroethene	ug/kg	ND	5.0	08/12/14 09:37	
cis-1,3-Dichloropropene	ug/kg	ND	5.0	08/12/14 09:37	
Dibromochloromethane	ug/kg	ND	5.0	08/12/14 09:37	
Ethylbenzene	ug/kg	ND	5.0	08/12/14 09:37	
Methylene chloride	ug/kg	ND	5.0	08/12/14 09:37	
Styrene	ug/kg	ND	5.0	08/12/14 09:37	
Tetrachloroethene	ug/kg	ND	5.0	08/12/14 09:37	
Toluene	ug/kg	ND	5.0	08/12/14 09:37	
trans-1,2-Dichloroethene	ug/kg	ND	5.0	08/12/14 09:37	
trans-1,3-Dichloropropene	ug/kg	ND	5.0	08/12/14 09:37	
Trichloroethene	ug/kg	ND	5.0	08/12/14 09:37	
Vinyl chloride	ug/kg	ND	5.0	08/12/14 09:37	
Xylene (Total)	ug/kg	ND	5.0	08/12/14 09:37	
1,2-Dichloroethane-d4 (S)	%	95	75-129	08/12/14 09:37	
4-Bromofluorobenzene (S)	%	98	76-123	08/12/14 09:37	
Toluene-d8 (S)	%	101	80-120	08/12/14 09:37	

Results presented on this page are in the units indicated by the "Units" column except where an alternate unit is presented to the right of the result.

This report shall not be reproduced, except in full,
without the written consent of Pace Analytical Services, Inc..

Pace Analytical Services, Inc.
9608 Loiret Blvd.
Lenexa, KS 66219
(913)599-5665

QUALITY CONTROL DATA

Project: Ft. Smith Whirlpool Soil
Pace Project No.: 60175425

LABORATORY CONTROL SAMPLE: 1424042

Parameter	Units	Spike Conc.	LCS Result	LCS % Rec	% Rec Limits	Qualifiers
1,1,1-Trichloroethane	ug/kg	100	87.9	88	77-126	
1,1,2,2-Tetrachloroethane	ug/kg	100	90.1	90	73-120	
1,1,2-Trichloroethane	ug/kg	100	91.4	91	76-120	
1,1-Dichloroethane	ug/kg	100	99.4	99	71-120	
1,1-Dichloroethene	ug/kg	100	102	102	76-130	
1,2-Dichloroethane	ug/kg	100	81.6	82	78-120	
1,2-Dichloropropane	ug/kg	100	86.5	87	80-120	
2-Butanone (MEK)	ug/kg	500	393	79	55-135	
2-Hexanone	ug/kg	500	447	89	57-136	
4-Methyl-2-pentanone (MIBK)	ug/kg	500	436	87	71-128	
Acetone	ug/kg	500	495	99	43-144	
Benzene	ug/kg	100	85.4	85	80-120	
Bromodichloromethane	ug/kg	100	88.4	88	80-120	
Bromoform	ug/kg	100	90.4	90	75-124	
Bromomethane	ug/kg	100	74.7	75	38-150	
Carbon disulfide	ug/kg	100	95.0	95	58-137	
Carbon tetrachloride	ug/kg	100	84.2	84	75-140	
Chlorobenzene	ug/kg	100	89.1	89	80-120	
Chloroethane	ug/kg	100	76.9	77	65-127	
Chloroform	ug/kg	100	77.8	78	74-120	
Chloromethane	ug/kg	100	41.1	41	39-138	
cis-1,2-Dichloroethene	ug/kg	100	88.7	89	76-124	
cis-1,3-Dichloropropene	ug/kg	100	80.7	81	82-120	L0
Dibromochloromethane	ug/kg	100	89.1	89	80-124	
Ethylbenzene	ug/kg	100	88.2	88	80-120	
Methylene chloride	ug/kg	100	83.5	83	70-123	
Styrene	ug/kg	100	89.3	89	79-120	
Tetrachloroethene	ug/kg	100	87.9	88	78-128	
Toluene	ug/kg	100	84.7	85	79-120	
trans-1,2-Dichloroethene	ug/kg	100	98.2	98	76-124	
trans-1,3-Dichloropropene	ug/kg	100	85.2	85	80-124	
Trichloroethene	ug/kg	100	88.5	88	80-120	
Vinyl chloride	ug/kg	100	72.5	72	57-132	
Xylene (Total)	ug/kg	300	264	88	79-120	
1,2-Dichloroethane-d4 (S)	%			91	75-129	
4-Bromofluorobenzene (S)	%			97	76-123	
Toluene-d8 (S)	%			100	80-120	

Results presented on this page are in the units indicated by the "Units" column except where an alternate unit is presented to the right of the result.

This report shall not be reproduced, except in full,
without the written consent of Pace Analytical Services, Inc..

Pace Analytical Services, Inc.
9608 Loiret Blvd.
Lenexa, KS 66219
(913)599-5665

QUALITY CONTROL DATA

Project: Ft. Smith Whirlpool Soil
Pace Project No.: 60175425

QC Batch: PMST/9898 Analysis Method: ASTM D2974
QC Batch Method: ASTM D2974 Analysis Description: Dry Weight/Percent Moisture
Associated Lab Samples: 60175425001, 60175425002, 60175425003, 60175425004, 60175425005, 60175425006

METHOD BLANK: 1423546 Matrix: Solid
Associated Lab Samples: 60175425001, 60175425002, 60175425003, 60175425004, 60175425005, 60175425006

Parameter	Units	Blank Result	Reporting Limit	Analyzed	Qualifiers
Percent Moisture	%	ND	0.50	08/11/14 00:00	

SAMPLE DUPLICATE: 1423547

Parameter	Units	60175425001 Result	Dup Result	RPD	Max RPD	Qualifiers
Percent Moisture	%	17.6	16.6	6	20	

Results presented on this page are in the units indicated by the "Units" column except where an alternate unit is presented to the right of the result.

REPORT OF LABORATORY ANALYSIS

This report shall not be reproduced, except in full,
without the written consent of Pace Analytical Services, Inc..

Pace Analytical Services, Inc.
9608 Loiret Blvd.
Lenexa, KS 66219
(913)599-5665

QUALIFIERS

Project: Ft. Smith Whirlpool Soil
Pace Project No.: 60175425

DEFINITIONS

DF - Dilution Factor, if reported, represents the factor applied to the reported data due to changes in sample preparation, dilution of the sample aliquot, or moisture content.

ND - Not Detected at or above adjusted reporting limit.

J - Estimated concentration above the adjusted method detection limit and below the adjusted reporting limit.

MDL - Adjusted Method Detection Limit.

PQL - Practical Quantitation Limit.

RL - Reporting Limit.

S - Surrogate

1,2-Diphenylhydrazine (8270 listed analyte) decomposes to Azobenzene.

Consistent with EPA guidelines, unrounded data are displayed and have been used to calculate % recovery and RPD values.

LCS(D) - Laboratory Control Sample (Duplicate)

MS(D) - Matrix Spike (Duplicate)

DUP - Sample Duplicate

RPD - Relative Percent Difference

NC - Not Calculable.

SG - Silica Gel - Clean-Up

U - Indicates the compound was analyzed for, but not detected.

N-Nitrosodiphenylamine decomposes and cannot be separated from Diphenylamine using Method 8270. The result reported for each analyte is a combined concentration.

Pace Analytical is TNI accredited. Contact your Pace PM for the current list of accredited analytes.

TNI - The NELAC Institute.

ANALYTE QUALIFIERS

L0	Analyte recovery in the laboratory control sample (LCS) was outside QC limits.
L2	Analyte recovery in the laboratory control sample (LCS) was below QC limits. Results for this analyte in associated samples may be biased low.

This report shall not be reproduced, except in full,
without the written consent of Pace Analytical Services, Inc..

Pace Analytical Services, Inc.
9608 Loiret Blvd.
Lenexa, KS 66219
(913)599-5665

QUALITY CONTROL DATA CROSS REFERENCE TABLE

Project: Ft. Smith Whirlpool Soil
Pace Project No.: 60175425

Lab ID	Sample ID	QC Batch Method	QC Batch	Analytical Method	Analytical Batch
60175425001	**DP-41 (4.0 FT) - 082014**	EPA 8260	MSV/63488		
60175425002	**DP-41 (10.0 FT) - 082014**	EPA 8260	MSV/63488		
60175425003	**DP-41 (14.0 FT) - 082014**	EPA 8260	MSV/63488		
60175425004	**DP-42 (4.0 FT) - 082014**	EPA 8260	MSV/63488		
60175425005	**DP-42 (8-0 FT) - 082014**	EPA 8260	MSV/63488		
60175425006	**DP-42 (12.0 FT) - 082014**	EPA 8260	MSV/63488		
60175425007	**TB06-20140808**	EPA 8260	MSV/63498		
60175425001	**DP-41 (4.0 FT) - 082014**	ASTM D2974	PMST/9898		
60175425002	**DP-41 (10.0 FT) - 082014**	ASTM D2974	PMST/9898		
60175425003	**DP-41 (14.0 FT) - 082014**	ASTM D2974	PMST/9898		
60175425004	**DP-42 (4.0 FT) - 082014**	ASTM D2974	PMST/9898		
60175425005	**DP-42 (8-0 FT) - 082014**	ASTM D2974	PMST/9898		
60175425006	**DP-42 (12.0 FT) - 082014**	ASTM D2974	PMST/9898		

This report shall not be reproduced, except in full,
without the written consent of Pace Analytical Services, Inc..

Pace Analytical
www.pacelabs.com

Sample Condition Upon Receipt

WO#: 60175425
60175425

Optional
Proj Due Date:
Proj Name:

Client Name: Environ

Courier: Fed Ex ☐ UPS ☐ USPS ☐ Client ☐ Commercial ☐ Pace ☐ Other ☑ via

Tracking #: _____ Pace Shipping Label Used? Yes ☐ No ☑

Custody Seal on Cooler/Box Present: Yes ☑ No ☐ Seals intact: Yes ☑ No ☐

Packing Material: Bubble Wrap ☐ Bubble Bags ☐ Foam ☑ None ☐ Other ☑ zpac

Thermometer Used: T-239 / T-194 **Type of Ice:** Wet Blue None ☐ Samples received on ice, cooling process has begun.
(circle one)

Cooler Temperature: 2.2

Temperature should be above freezing to 6°C

Date and initials of person examining contents: aH 8/9

Chain of Custody present:	☑Yes	☐No	☐N/A	1.
Chain of Custody filled out:	☑Yes	☐No	☐N/A	2.
Chain of Custody relinquished:	☑Yes	☐No	☐N/A	3.
Sampler name & signature on COC:	☑Yes	☐No	☐N/A	4.
Samples arrived within holding time:	☑Yes	☐No	☐N/A	5.
Short Hold Time analyses (<72hr):	☑Yes	☐No	☐N/A	6. Kits
Rush Turn Around Time requested:	☑Yes	☐No	☐N/A	7. 1 day
Sufficient volume:	☑Yes	☐No	☐N/A	8.
Correct containers used:	☑Yes	☐No	☐N/A	
Pace containers used:	☑Yes	☐No	☐N/A	9.
Containers intact:	☑Yes	☐No	☐N/A	10.
Unpreserved 5035A soils frozen w/in 48hrs?	☑Yes aH 8/9	☐No	☑N/A	11.
Filtered volume received for dissolved tests?	☐Yes	☐No	☑N/A	12.
Sample labels match COC: Includes date/time/ID/analyses Matrix: SL	☑Yes	☐No	☐N/A	13.
All containers needing preservation have been checked.	☐Yes	☐No	☑N/A	
All containers needing preservation are found to be in compliance with EPA recommendation.	☐Yes	☐No	☑N/A	14.
Exceptions: VOA, coliform, TOC, O&G, WI-DRO (water), Phenolics	☐Yes	☑No		Initial when completed / Lot # of added preservative
Trip Blank present: Pace Trip Blank lot # (if purchased): 102813-3	☑Yes	☐No	☐N/A	15.
Headspace in VOA vials (>6mm):	☐Yes	☐No	☑N/A	16.
Project sampled in USDA Regulated Area:	☐Yes	☑No	☐N/A	17. List State: AL

Client Notification/ Resolution: Copy COC to Client? Y / N Field Data Required? Y / N

Person Contacted: _____ Date/Time: _____

Comments/ Resolution: _____

Project Manager Review: _____ Date: 8/12 8/11 aH 8/11/19

Pace Analytical
www.pacelabs.com

CHAIN-OF-CUSTODY / Analytical Request Document

The Chain-of-Custody is a LEGAL DOCUMENT. All relevant fields must be completed accurately.

Page: 1 of 1

Section A Required Client Information:

Company:	Environ
Address:	7500 College Blvd., Ste. 925
	Overland Park, KS 66210
Email To:	wstonestreet@environcorp.com
Phone: 913-553-5926	Fax:
Requested Due Date/TAT:	1-DAY TAT

Section B Required Project Information:

Report To:	Wendy Stonestreet
Copy To:	Tamara Gleason
	tgleason@environcorp.com
Purchase Order No.:	
Project Name:	Fort Smith, AR
Project Number:	

Section C Invoice Information:

Attention:	Tamara Gleason
Company Name:	
Address:	
Pace Quote Reference:	
Pace Project Manager:	MJ Walls
Pace Profile #:	7444 water, 7709 soil

REGULATORY AGENCY

☐ NPDES ☐ GROUND WATER ☐ DRINKING WATER
☐ UST ☐ RCRA ☐ OTHER _____

Site Location STATE: AR

Section D Required Client Information

Valid Matrix Codes

MATRIX	CODE
DRINKING WATER	DW
WATER	WT
WASTE WATER	WW
PRODUCT	P
SOIL/SOLID	SL
OIL	OL
WIPE	WP
AIR	AR
OTHER	OT
TISSUE	TS

SAMPLE ID (A-Z, 0-9 / ,-) Sample IDs MUST BE UNIQUE

Requested Analysis Filtered (Y/N)

ITEM #	SAMPLE ID	MATRIX CODE (see valid codes to left)	SAMPLE TYPE (G=GRAB C=COMP)	COLLECTED Composite Start DATE	COLLECTED Composite Start TIME	COLLECTED Composite End/Grab DATE	COLLECTED Composite End/Grab TIME	SAMPLE TEMP AT COLLECTION	# OF CONTAINERS	Preservatives: Unpreserved	H_2SO_4	HNO_3	HCl	NaOH	$Na_2S_2O_3$	Methanol	Other	Analysis Test: 8260 client specific list (Y/N: N)	Residual Chlorine (Y/N)	Pace Project No./ Lab I.D.
1	~~DP-42~~ DP-41 (4.0 FT) -082014	SL	G			8/8/14	0740		5	X						X	X	X		60175425 1(BP3U) 1(DG9AM) 1(DG9B) 2(VOA) a1
2	DP-41 (10.0 FT) -082014	↓	↓			↓	0805		↓	↓						↓	↓	↓		a2
3	DP-41 (14.0 FT) -082014	↓	↓			↓	0815		↓	↓						↓	↓	↓		a3
4	DP-42 (4.0 FT) -082014	↓	↓			↓	1020		↓	↓						↓	↓	↓		a4
5	DP-42 (8.0 FT) -082014	↓	↓			↓	1030		↓	↓						↓	↓	↓		a5
6	DP-42 (12.0 FT) -082014	↓	↓			↓	1040		↓	↓						↓	↓	↓		a6
7	TripBlankMOG -082014	WT							2	↓								↓		a7
8	TempBlank	WT							1											
9																				
10																				
11																				
12																				

ADDITIONAL COMMENTS	RELINQUISHED BY / AFFILIATION	DATE	TIME	ACCEPTED BY / AFFILIATION	DATE	TIME	SAMPLE CONDITIONS			
1-DAY TAT! (24 hr.)	[signature]	8/8/14	1945	[signature] / PASI	8/9	0132	2.2	Y	Y	Y
							Temp in °C	Received on Ice (Y/N)	Custody Sealed Cooler (Y/N)	Samples Intact (Y/N)

SAMPLER NAME AND SIGNATURE

PRINT Name of SAMPLER: Nick Zurweller

SIGNATURE of SAMPLER: [signature] DATE Signed (MM/DD/YY): 8/8/14

*Important Note: By signing this form you are accepting Pace's NET 30 day payment terms and agreeing to late charges of 1.5% per month for any invoices not paid within 30 days.

F-ALL-Q-020rev.07, 15-Feb-2007

Pace Analytical Services, Inc.
9608 Loiret Blvd.
Lenexa, KS 66219
(913)599-5665

August 13, 2014

Wendy Stonestreet
Environ International Corporation
7500 College Blvd Ste 925
Overland Park, KS 66210

RE: Project: FORT SMITH, AR
Pace Project No.: 60175525

Dear Wendy Stonestreet:
Enclosed are the analytical results for sample(s) received by the laboratory on August 12, 2014. The results relate only to the samples included in this report. Results reported herein conform to the most current TNI standards and the laboratory's Quality Assurance Manual, where applicable, unless otherwise noted in the body of the report.

If you have any questions concerning this report, please feel free to contact me.

Sincerely,

Mary Jane Walls
maryjane.walls@pacelabs.com
PM Lab Management

Enclosures

cc: EDD, Environ_AR
Tamara Gleason, ENVIRON International Corporation

REPORT OF LABORATORY ANALYSIS

This report shall not be reproduced, except in full,
without the written consent of Pace Analytical Services, Inc..

Pace Analytical Services, Inc.
9608 Loiret Blvd.
Lenexa, KS 66219
(913)599-5665

CERTIFICATIONS

Project: FORT SMITH, AR
Pace Project No.: 60175525

Kansas Certification IDs
9608 Loiret Boulevard, Lenexa, KS 66219
WY STR Certification #: 2456.01
Arkansas Certification #: 13-012-0
Illinois Certification #: 003097
Iowa Certification #: 118
Kansas/NELAP Certification #: E-10116
Louisiana Certification #: 03055
Nevada Certification #: KS000212008A
Oklahoma Certification #: 9205/9935
Texas Certification #: T104704407
Utah Certification #: KS00021

This report shall not be reproduced, except in full,
without the written consent of Pace Analytical Services, Inc..

Pace Analytical Services, Inc.
9608 Loiret Blvd.
Lenexa, KS 66219
(913)599-5665

SAMPLE SUMMARY

Project: FORT SMITH, AR
Pace Project No.: 60175525

Lab ID	Sample ID	Matrix	Date Collected	Date Received
60175525001	**DP-43-SL (4.0 FT) - 20140811**	Solid	08/11/14 09:15	08/12/14 01:30
60175525002	**DP-43-SL (10.0 FT) - 20140811**	Solid	08/11/14 09:40	08/12/14 01:30
60175525003	**DP-43-SL (19.0 FT) - 20140811**	Solid	08/11/14 10:07	08/12/14 01:30
60175525004	**DP-44-SL (4.0 FT) - 20140811**	Solid	08/11/14 11:09	08/12/14 01:30
60175525005	**DP-44-SL (11.0 FT) - 20140811**	Solid	08/11/14 11:28	08/12/14 01:30
60175525006	**DP-44-SL (18.0 FT) - 20140811**	Solid	08/11/14 11:41	08/12/14 01:30
60175525007	**DP-44-SL (21.5 FT) - 20140811**	Solid	08/11/14 12:07	08/12/14 01:30
60175525008	**DP-45-SL (4.0 FT) - 20140811**	Solid	08/11/14 14:49	08/12/14 01:30
60175525009	**DP-45-SL (12.0 FT) - 20140811**	Solid	08/11/14 15:10	08/12/14 01:30
60175525010	**DP-45-SL (18.0 FT) - 20140811**	Solid	08/11/14 15:25	08/12/14 01:30

This report shall not be reproduced, except in full,
without the written consent of Pace Analytical Services, Inc..

Pace Analytical Services, Inc.
9608 Loiret Blvd.
Lenexa, KS 66219
(913)599-5665

SAMPLE ANALYTE COUNT

Project: FORT SMITH, AR
Pace Project No.: 60175525

Lab ID	Sample ID	Method	Analysts	Analytes Reported
60175525001	**DP-43-SL (4.0 FT) - 20140811**	EPA 8260	TJT	37
		ASTM D2974	TMD	1
60175525002	**DP-43-SL (10.0 FT) - 20140811**	EPA 8260	TJT	37
		ASTM D2974	TMD	1
60175525003	**DP-43-SL (19.0 FT) - 20140811**	EPA 8260	TJT	37
		ASTM D2974	TMD	1
60175525004	**DP-44-SL (4.0 FT) - 20140811**	EPA 8260	TJT	37
		ASTM D2974	TMD	1
60175525005	**DP-44-SL (11.0 FT) - 20140811**	EPA 8260	TJT	37
		ASTM D2974	TMD	1
60175525006	**DP-44-SL (18.0 FT) - 20140811**	EPA 8260	TJT	37
		ASTM D2974	TMD	1
60175525007	**DP-44-SL (21.5 FT) - 20140811**	EPA 8260	TJT	37
		ASTM D2974	TMD	1
60175525008	**DP-45-SL (4.0 FT) - 20140811**	EPA 8260	TJT	37
		ASTM D2974	TMD	1
60175525009	**DP-45-SL (12.0 FT) - 20140811**	EPA 8260	TJT	37
		ASTM D2974	TMD	1
60175525010	**DP-45-SL (18.0 FT) - 20140811**	EPA 8260	TJT	37
		ASTM D2974	TMD	1

This report shall not be reproduced, except in full,
without the written consent of Pace Analytical Services, Inc..

Pace Analytical Services, Inc.
9608 Loiret Blvd.
Lenexa, KS 66219
(913)599-5665

PROJECT NARRATIVE

Project: FORT SMITH, AR
Pace Project No.: 60175525

Method: **EPA 8260**
Description: 8260 MSV 5035A VOA
Client: Environ_AR
Date: August 13, 2014

General Information:
10 samples were analyzed for EPA 8260. All samples were received in acceptable condition with any exceptions noted below.

Hold Time:
The samples were analyzed within the method required hold times with any exceptions noted below.

Initial Calibrations (including MS Tune as applicable):
All criteria were within method requirements with any exceptions noted below.

Continuing Calibration:
All criteria were within method requirements with any exceptions noted below.

Internal Standards:
All internal standards were within QC limits with any exceptions noted below.

Surrogates:
All surrogates were within QC limits with any exceptions noted below.

Method Blank:
All analytes were below the report limit in the method blank, where applicable, with any exceptions noted below.

Laboratory Control Spike:
All laboratory control spike compounds were within QC limits with any exceptions noted below.

QC Batch: MSV/63498

L0: Analyte recovery in the laboratory control sample (LCS) was outside QC limits.

- LCS (Lab ID: 1424042)
  - cis-1,3-Dichloropropene

Matrix Spikes:
All percent recoveries and relative percent differences (RPDs) were within acceptance criteria with any exceptions noted below.

Additional Comments:

This data package has been reviewed for quality and completeness and is approved for release.

This report shall not be reproduced, except in full,
without the written consent of Pace Analytical Services, Inc..

Pace Analytical Services, Inc.
9608 Loiret Blvd.
Lenexa, KS 66219
(913)599-5665

ANALYTICAL RESULTS

Project: FORT SMITH, AR
Pace Project No.: 60175525

Sample: DP-43-SL (4.0 FT) - 20140811 **Lab ID: 60175525001** Collected: 08/11/14 09:15 Received: 08/12/14 01:30 Matrix: Solid

Results reported on a "dry-weight" basis

Parameters	Results	Units	Report Limit	MDL	DF	Prepared	Analyzed	CAS No.	Qual
8260 MSV 5035A VOA	Analytical Method: EPA 8260								
Acetone	ND	ug/kg	24.3	12.1	1		08/12/14 12:27	67-64-1	
Benzene	ND	ug/kg	6.1	3.0	1		08/12/14 12:27	71-43-2	
Bromodichloromethane	ND	ug/kg	6.1	3.0	1		08/12/14 12:27	75-27-4	
Bromoform	ND	ug/kg	6.1	3.0	1		08/12/14 12:27	75-25-2	
Bromomethane	ND	ug/kg	6.1	3.0	1		08/12/14 12:27	74-83-9	
2-Butanone (MEK)	ND	ug/kg	12.1	6.1	1		08/12/14 12:27	78-93-3	
Carbon disulfide	ND	ug/kg	6.1	3.0	1		08/12/14 12:27	75-15-0	
Carbon tetrachloride	ND	ug/kg	6.1	3.0	1		08/12/14 12:27	56-23-5	
Chlorobenzene	ND	ug/kg	6.1	3.0	1		08/12/14 12:27	108-90-7	
Chloroethane	ND	ug/kg	6.1	3.0	1		08/12/14 12:27	75-00-3	
Chloroform	ND	ug/kg	6.1	3.0	1		08/12/14 12:27	67-66-3	
Chloromethane	ND	ug/kg	6.1	3.0	1		08/12/14 12:27	74-87-3	
Dibromochloromethane	ND	ug/kg	6.1	3.0	1		08/12/14 12:27	124-48-1	
1,1-Dichloroethane	ND	ug/kg	6.1	3.0	1		08/12/14 12:27	75-34-3	
1,2-Dichloroethane	ND	ug/kg	6.1	3.0	1		08/12/14 12:27	107-06-2	
1,1-Dichloroethene	ND	ug/kg	6.1	3.0	1		08/12/14 12:27	75-35-4	
cis-1,2-Dichloroethene	ND	ug/kg	6.1	3.0	1		08/12/14 12:27	156-59-2	
trans-1,2-Dichloroethene	ND	ug/kg	6.1	3.0	1		08/12/14 12:27	156-60-5	
1,2-Dichloropropane	ND	ug/kg	6.1	3.0	1		08/12/14 12:27	78-87-5	
cis-1,3-Dichloropropene	ND	ug/kg	6.1	3.0	1		08/12/14 12:27	10061-01-5	L2
trans-1,3-Dichloropropene	ND	ug/kg	6.1	3.0	1		08/12/14 12:27	10061-02-6	
Ethylbenzene	ND	ug/kg	6.1	3.0	1		08/12/14 12:27	100-41-4	
2-Hexanone	ND	ug/kg	24.3	12.1	1		08/12/14 12:27	591-78-6	
Methylene chloride	**3.3J**	ug/kg	6.1	3.0	1		08/12/14 12:27	75-09-2	
4-Methyl-2-pentanone (MIBK)	ND	ug/kg	12.1	6.1	1		08/12/14 12:27	108-10-1	
Styrene	ND	ug/kg	6.1	3.0	1		08/12/14 12:27	100-42-5	
1,1,2,2-Tetrachloroethane	ND	ug/kg	6.1	3.0	1		08/12/14 12:27	79-34-5	
Tetrachloroethene	ND	ug/kg	6.1	3.0	1		08/12/14 12:27	127-18-4	
Toluene	ND	ug/kg	6.1	3.0	1		08/12/14 12:27	108-88-3	
1,1,1-Trichloroethane	ND	ug/kg	6.1	3.0	1		08/12/14 12:27	71-55-6	
1,1,2-Trichloroethane	ND	ug/kg	6.1	3.0	1		08/12/14 12:27	79-00-5	
Trichloroethene	ND	ug/kg	6.1	3.0	1		08/12/14 12:27	79-01-6	
Vinyl chloride	ND	ug/kg	6.1	3.0	1		08/12/14 12:27	75-01-4	
Xylene (Total)	ND	ug/kg	6.1	3.0	1		08/12/14 12:27	1330-20-7	
Surrogates									
Toluene-d8 (S)	103	%	80-120		1		08/12/14 12:27	2037-26-5	
4-Bromofluorobenzene (S)	101	%	76-123		1		08/12/14 12:27	460-00-4	
1,2-Dichloroethane-d4 (S)	106	%	75-129		1		08/12/14 12:27	17060-07-0	
Percent Moisture	Analytical Method: ASTM D2974								
Percent Moisture	**22.1**	%	0.50	0.50	1		08/12/14 00:00		

This report shall not be reproduced, except in full,
without the written consent of Pace Analytical Services, Inc..

Pace Analytical Services, Inc.
9608 Loiret Blvd.
Lenexa, KS 66219
(913)599-5665

ANALYTICAL RESULTS

Project: FORT SMITH, AR
Pace Project No.: 60175525

Sample: DP-43-SL (10.0 FT) - 20140811 **Lab ID: 60175525002** Collected: 08/11/14 09:40 Received: 08/12/14 01:30 Matrix: Solid

Results reported on a "dry-weight" basis

Parameters	Results	Units	Report Limit	MDL	DF	Prepared	Analyzed	CAS No.	Qual
8260 MSV 5035A VOA	Analytical Method: EPA 8260								
Acetone	ND	ug/kg	17.8	8.9	1		08/12/14 12:42	67-64-1	
Benzene	ND	ug/kg	4.4	2.2	1		08/12/14 12:42	71-43-2	
Bromodichloromethane	ND	ug/kg	4.4	2.2	1		08/12/14 12:42	75-27-4	
Bromoform	ND	ug/kg	4.4	2.2	1		08/12/14 12:42	75-25-2	
Bromomethane	ND	ug/kg	4.4	2.2	1		08/12/14 12:42	74-83-9	
2-Butanone (MEK)	ND	ug/kg	8.9	4.4	1		08/12/14 12:42	78-93-3	
Carbon disulfide	ND	ug/kg	4.4	2.2	1		08/12/14 12:42	75-15-0	
Carbon tetrachloride	ND	ug/kg	4.4	2.2	1		08/12/14 12:42	56-23-5	
Chlorobenzene	ND	ug/kg	4.4	2.2	1		08/12/14 12:42	108-90-7	
Chloroethane	ND	ug/kg	4.4	2.2	1		08/12/14 12:42	75-00-3	
Chloroform	ND	ug/kg	4.4	2.2	1		08/12/14 12:42	67-66-3	
Chloromethane	ND	ug/kg	4.4	2.2	1		08/12/14 12:42	74-87-3	
Dibromochloromethane	ND	ug/kg	4.4	2.2	1		08/12/14 12:42	124-48-1	
1,1-Dichloroethane	ND	ug/kg	4.4	2.2	1		08/12/14 12:42	75-34-3	
1,2-Dichloroethane	ND	ug/kg	4.4	2.2	1		08/12/14 12:42	107-06-2	
1,1-Dichloroethene	ND	ug/kg	4.4	2.2	1		08/12/14 12:42	75-35-4	
cis-1,2-Dichloroethene	ND	ug/kg	4.4	2.2	1		08/12/14 12:42	156-59-2	
trans-1,2-Dichloroethene	ND	ug/kg	4.4	2.2	1		08/12/14 12:42	156-60-5	
1,2-Dichloropropane	ND	ug/kg	4.4	2.2	1		08/12/14 12:42	78-87-5	
cis-1,3-Dichloropropene	ND	ug/kg	4.4	2.2	1		08/12/14 12:42	10061-01-5	L2
trans-1,3-Dichloropropene	ND	ug/kg	4.4	2.2	1		08/12/14 12:42	10061-02-6	
Ethylbenzene	ND	ug/kg	4.4	2.2	1		08/12/14 12:42	100-41-4	
2-Hexanone	ND	ug/kg	17.8	8.9	1		08/12/14 12:42	591-78-6	
Methylene chloride	ND	ug/kg	4.4	2.2	1		08/12/14 12:42	75-09-2	
4-Methyl-2-pentanone (MIBK)	ND	ug/kg	8.9	4.4	1		08/12/14 12:42	108-10-1	
Styrene	ND	ug/kg	4.4	2.2	1		08/12/14 12:42	100-42-5	
1,1,2,2-Tetrachloroethane	ND	ug/kg	4.4	2.2	1		08/12/14 12:42	79-34-5	
Tetrachloroethene	ND	ug/kg	4.4	2.2	1		08/12/14 12:42	127-18-4	
Toluene	ND	ug/kg	4.4	2.2	1		08/12/14 12:42	108-88-3	
1,1,1-Trichloroethane	ND	ug/kg	4.4	2.2	1		08/12/14 12:42	71-55-6	
1,1,2-Trichloroethane	ND	ug/kg	4.4	2.2	1		08/12/14 12:42	79-00-5	
Trichloroethene	ND	ug/kg	4.4	2.2	1		08/12/14 12:42	79-01-6	
Vinyl chloride	ND	ug/kg	4.4	2.2	1		08/12/14 12:42	75-01-4	
Xylene (Total)	ND	ug/kg	4.4	2.2	1		08/12/14 12:42	1330-20-7	
Surrogates									
Toluene-d8 (S)	101	%	80-120		1		08/12/14 12:42	2037-26-5	
4-Bromofluorobenzene (S)	98	%	76-123		1		08/12/14 12:42	460-00-4	
1,2-Dichloroethane-d4 (S)	107	%	75-129		1		08/12/14 12:42	17060-07-0	
Percent Moisture	Analytical Method: ASTM D2974								
Percent Moisture	**13.7**	%	0.50	0.50	1		08/12/14 00:00		

REPORT OF LABORATORY ANALYSIS

This report shall not be reproduced, except in full,
without the written consent of Pace Analytical Services, Inc..

Pace Analytical Services, Inc.
9608 Loiret Blvd.
Lenexa, KS 66219
(913)599-5665

ANALYTICAL RESULTS

Project: FORT SMITH, AR
Pace Project No.: 60175525

Sample: DP-43-SL (19.0 FT) - 20140811 **Lab ID: 60175525003** Collected: 08/11/14 10:07 Received: 08/12/14 01:30 Matrix: Solid

Results reported on a "dry-weight" basis

Parameters	Results	Units	Report Limit	MDL	DF	Prepared	Analyzed	CAS No.	Qual
8260 MSV 5035A VOA	Analytical Method: EPA 8260								
Acetone	ND	ug/kg	16.7	8.4	1		08/12/14 12:58	67-64-1	
Benzene	ND	ug/kg	4.2	2.1	1		08/12/14 12:58	71-43-2	
Bromodichloromethane	ND	ug/kg	4.2	2.1	1		08/12/14 12:58	75-27-4	
Bromoform	ND	ug/kg	4.2	2.1	1		08/12/14 12:58	75-25-2	
Bromomethane	ND	ug/kg	4.2	2.1	1		08/12/14 12:58	74-83-9	
2-Butanone (MEK)	ND	ug/kg	8.4	4.2	1		08/12/14 12:58	78-93-3	
Carbon disulfide	ND	ug/kg	4.2	2.1	1		08/12/14 12:58	75-15-0	
Carbon tetrachloride	ND	ug/kg	4.2	2.1	1		08/12/14 12:58	56-23-5	
Chlorobenzene	ND	ug/kg	4.2	2.1	1		08/12/14 12:58	108-90-7	
Chloroethane	ND	ug/kg	4.2	2.1	1		08/12/14 12:58	75-00-3	
Chloroform	ND	ug/kg	4.2	2.1	1		08/12/14 12:58	67-66-3	
Chloromethane	ND	ug/kg	4.2	2.1	1		08/12/14 12:58	74-87-3	
Dibromochloromethane	ND	ug/kg	4.2	2.1	1		08/12/14 12:58	124-48-1	
1,1-Dichloroethane	ND	ug/kg	4.2	2.1	1		08/12/14 12:58	75-34-3	
1,2-Dichloroethane	ND	ug/kg	4.2	2.1	1		08/12/14 12:58	107-06-2	
1,1-Dichloroethene	ND	ug/kg	4.2	2.1	1		08/12/14 12:58	75-35-4	
cis-1,2-Dichloroethene	ND	ug/kg	4.2	2.1	1		08/12/14 12:58	156-59-2	
trans-1,2-Dichloroethene	ND	ug/kg	4.2	2.1	1		08/12/14 12:58	156-60-5	
1,2-Dichloropropane	ND	ug/kg	4.2	2.1	1		08/12/14 12:58	78-87-5	
cis-1,3-Dichloropropene	ND	ug/kg	4.2	2.1	1		08/12/14 12:58	10061-01-5	L2
trans-1,3-Dichloropropene	ND	ug/kg	4.2	2.1	1		08/12/14 12:58	10061-02-6	
Ethylbenzene	ND	ug/kg	4.2	2.1	1		08/12/14 12:58	100-41-4	
2-Hexanone	ND	ug/kg	16.7	8.4	1		08/12/14 12:58	591-78-6	
Methylene chloride	ND	ug/kg	4.2	2.1	1		08/12/14 12:58	75-09-2	
4-Methyl-2-pentanone (MIBK)	ND	ug/kg	8.4	4.2	1		08/12/14 12:58	108-10-1	
Styrene	ND	ug/kg	4.2	2.1	1		08/12/14 12:58	100-42-5	
1,1,2,2-Tetrachloroethane	ND	ug/kg	4.2	2.1	1		08/12/14 12:58	79-34-5	
Tetrachloroethene	ND	ug/kg	4.2	2.1	1		08/12/14 12:58	127-18-4	
Toluene	ND	ug/kg	4.2	2.1	1		08/12/14 12:58	108-88-3	
1,1,1-Trichloroethane	ND	ug/kg	4.2	2.1	1		08/12/14 12:58	71-55-6	
1,1,2-Trichloroethane	ND	ug/kg	4.2	2.1	1		08/12/14 12:58	79-00-5	
Trichloroethene	ND	ug/kg	4.2	2.1	1		08/12/14 12:58	79-01-6	
Vinyl chloride	ND	ug/kg	4.2	2.1	1		08/12/14 12:58	75-01-4	
Xylene (Total)	ND	ug/kg	4.2	2.1	1		08/12/14 12:58	1330-20-7	
Surrogates									
Toluene-d8 (S)	101	%	80-120		1		08/12/14 12:58	2037-26-5	
4-Bromofluorobenzene (S)	99	%	76-123		1		08/12/14 12:58	460-00-4	
1,2-Dichloroethane-d4 (S)	103	%	75-129		1		08/12/14 12:58	17060-07-0	
Percent Moisture	Analytical Method: ASTM D2974								
Percent Moisture	**12.9**	%	0.50	0.50	1		08/12/14 00:00		

REPORT OF LABORATORY ANALYSIS

This report shall not be reproduced, except in full,
without the written consent of Pace Analytical Services, Inc..

Pace Analytical Services, Inc.
9608 Loiret Blvd.
Lenexa, KS 66219
(913)599-5665

ANALYTICAL RESULTS

Project: FORT SMITH, AR
Pace Project No.: 60175525

Sample: DP-44-SL (4.0 FT) - 20140811 **Lab ID: 60175525004** Collected: 08/11/14 11:09 Received: 08/12/14 01:30 Matrix: Solid

Results reported on a "dry-weight" basis

Parameters	Results	Units	Report Limit	MDL	DF	Prepared	Analyzed	CAS No.	Qual
8260 MSV 5035A VOA	Analytical Method: EPA 8260								
Acetone	ND	ug/kg	23.3	11.7	1		08/12/14 13:13	67-64-1	
Benzene	ND	ug/kg	5.8	2.9	1		08/12/14 13:13	71-43-2	
Bromodichloromethane	ND	ug/kg	5.8	2.9	1		08/12/14 13:13	75-27-4	
Bromoform	ND	ug/kg	5.8	2.9	1		08/12/14 13:13	75-25-2	
Bromomethane	ND	ug/kg	5.8	2.9	1		08/12/14 13:13	74-83-9	
2-Butanone (MEK)	ND	ug/kg	11.7	5.8	1		08/12/14 13:13	78-93-3	
Carbon disulfide	ND	ug/kg	5.8	2.9	1		08/12/14 13:13	75-15-0	
Carbon tetrachloride	ND	ug/kg	5.8	2.9	1		08/12/14 13:13	56-23-5	
Chlorobenzene	ND	ug/kg	5.8	2.9	1		08/12/14 13:13	108-90-7	
Chloroethane	ND	ug/kg	5.8	2.9	1		08/12/14 13:13	75-00-3	
Chloroform	ND	ug/kg	5.8	2.9	1		08/12/14 13:13	67-66-3	
Chloromethane	ND	ug/kg	5.8	2.9	1		08/12/14 13:13	74-87-3	
Dibromochloromethane	ND	ug/kg	5.8	2.9	1		08/12/14 13:13	124-48-1	
1,1-Dichloroethane	ND	ug/kg	5.8	2.9	1		08/12/14 13:13	75-34-3	
1,2-Dichloroethane	ND	ug/kg	5.8	2.9	1		08/12/14 13:13	107-06-2	
1,1-Dichloroethene	ND	ug/kg	5.8	2.9	1		08/12/14 13:13	75-35-4	
cis-1,2-Dichloroethene	ND	ug/kg	5.8	2.9	1		08/12/14 13:13	156-59-2	
trans-1,2-Dichloroethene	ND	ug/kg	5.8	2.9	1		08/12/14 13:13	156-60-5	
1,2-Dichloropropane	ND	ug/kg	5.8	2.9	1		08/12/14 13:13	78-87-5	
cis-1,3-Dichloropropene	ND	ug/kg	5.8	2.9	1		08/12/14 13:13	10061-01-5	L2
trans-1,3-Dichloropropene	ND	ug/kg	5.8	2.9	1		08/12/14 13:13	10061-02-6	
Ethylbenzene	ND	ug/kg	5.8	2.9	1		08/12/14 13:13	100-41-4	
2-Hexanone	ND	ug/kg	23.3	11.7	1		08/12/14 13:13	591-78-6	
Methylene chloride	ND	ug/kg	5.8	2.9	1		08/12/14 13:13	75-09-2	
4-Methyl-2-pentanone (MIBK)	ND	ug/kg	11.7	5.8	1		08/12/14 13:13	108-10-1	
Styrene	ND	ug/kg	5.8	2.9	1		08/12/14 13:13	100-42-5	
1,1,2,2-Tetrachloroethane	ND	ug/kg	5.8	2.9	1		08/12/14 13:13	79-34-5	
Tetrachloroethene	ND	ug/kg	5.8	2.9	1		08/12/14 13:13	127-18-4	
Toluene	ND	ug/kg	5.8	2.9	1		08/12/14 13:13	108-88-3	
1,1,1-Trichloroethane	ND	ug/kg	5.8	2.9	1		08/12/14 13:13	71-55-6	
1,1,2-Trichloroethane	ND	ug/kg	5.8	2.9	1		08/12/14 13:13	79-00-5	
Trichloroethene	ND	ug/kg	5.8	2.9	1		08/12/14 13:13	79-01-6	
Vinyl chloride	ND	ug/kg	5.8	2.9	1		08/12/14 13:13	75-01-4	
Xylene (Total)	ND	ug/kg	5.8	2.9	1		08/12/14 13:13	1330-20-7	
Surrogates									
Toluene-d8 (S)	101	%	80-120		1		08/12/14 13:13	2037-26-5	
4-Bromofluorobenzene (S)	103	%	76-123		1		08/12/14 13:13	460-00-4	
1,2-Dichloroethane-d4 (S)	106	%	75-129		1		08/12/14 13:13	17060-07-0	
Percent Moisture	Analytical Method: ASTM D2974								
Percent Moisture	**22.1**	%	0.50	0.50	1		08/12/14 00:00		

REPORT OF LABORATORY ANALYSIS

This report shall not be reproduced, except in full,
without the written consent of Pace Analytical Services, Inc..

Pace Analytical Services, Inc.
9608 Loiret Blvd.
Lenexa, KS 66219
(913)599-5665

ANALYTICAL RESULTS

Project: FORT SMITH, AR
Pace Project No.: 60175525

Sample: DP-44-SL (11.0 FT) - 20140811 **Lab ID: 60175525005** Collected: 08/11/14 11:28 Received: 08/12/14 01:30 Matrix: Solid

Results reported on a "dry-weight" basis

Parameters	Results	Units	Report Limit	MDL	DF	Prepared	Analyzed	CAS No.	Qual
8260 MSV 5035A VOA	Analytical Method: EPA 8260								
Acetone	ND	ug/kg	18.4	9.2	1		08/12/14 13:29	67-64-1	
Benzene	ND	ug/kg	4.6	2.3	1		08/12/14 13:29	71-43-2	
Bromodichloromethane	ND	ug/kg	4.6	2.3	1		08/12/14 13:29	75-27-4	
Bromoform	ND	ug/kg	4.6	2.3	1		08/12/14 13:29	75-25-2	
Bromomethane	ND	ug/kg	4.6	2.3	1		08/12/14 13:29	74-83-9	
2-Butanone (MEK)	ND	ug/kg	9.2	4.6	1		08/12/14 13:29	78-93-3	
Carbon disulfide	ND	ug/kg	4.6	2.3	1		08/12/14 13:29	75-15-0	
Carbon tetrachloride	ND	ug/kg	4.6	2.3	1		08/12/14 13:29	56-23-5	
Chlorobenzene	ND	ug/kg	4.6	2.3	1		08/12/14 13:29	108-90-7	
Chloroethane	ND	ug/kg	4.6	2.3	1		08/12/14 13:29	75-00-3	
Chloroform	ND	ug/kg	4.6	2.3	1		08/12/14 13:29	67-66-3	
Chloromethane	ND	ug/kg	4.6	2.3	1		08/12/14 13:29	74-87-3	
Dibromochloromethane	ND	ug/kg	4.6	2.3	1		08/12/14 13:29	124-48-1	
1,1-Dichloroethane	ND	ug/kg	4.6	2.3	1		08/12/14 13:29	75-34-3	
1,2-Dichloroethane	ND	ug/kg	4.6	2.3	1		08/12/14 13:29	107-06-2	
1,1-Dichloroethene	ND	ug/kg	4.6	2.3	1		08/12/14 13:29	75-35-4	
cis-1,2-Dichloroethene	ND	ug/kg	4.6	2.3	1		08/12/14 13:29	156-59-2	
trans-1,2-Dichloroethene	ND	ug/kg	4.6	2.3	1		08/12/14 13:29	156-60-5	
1,2-Dichloropropane	ND	ug/kg	4.6	2.3	1		08/12/14 13:29	78-87-5	
cis-1,3-Dichloropropene	ND	ug/kg	4.6	2.3	1		08/12/14 13:29	10061-01-5	L2
trans-1,3-Dichloropropene	ND	ug/kg	4.6	2.3	1		08/12/14 13:29	10061-02-6	
Ethylbenzene	ND	ug/kg	4.6	2.3	1		08/12/14 13:29	100-41-4	
2-Hexanone	ND	ug/kg	18.4	9.2	1		08/12/14 13:29	591-78-6	
Methylene chloride	ND	ug/kg	4.6	2.3	1		08/12/14 13:29	75-09-2	
4-Methyl-2-pentanone (MIBK)	ND	ug/kg	9.2	4.6	1		08/12/14 13:29	108-10-1	
Styrene	ND	ug/kg	4.6	2.3	1		08/12/14 13:29	100-42-5	
1,1,2,2-Tetrachloroethane	ND	ug/kg	4.6	2.3	1		08/12/14 13:29	79-34-5	
Tetrachloroethene	ND	ug/kg	4.6	2.3	1		08/12/14 13:29	127-18-4	
Toluene	ND	ug/kg	4.6	2.3	1		08/12/14 13:29	108-88-3	
1,1,1-Trichloroethane	ND	ug/kg	4.6	2.3	1		08/12/14 13:29	71-55-6	
1,1,2-Trichloroethane	ND	ug/kg	4.6	2.3	1		08/12/14 13:29	79-00-5	
Trichloroethene	ND	ug/kg	4.6	2.3	1		08/12/14 13:29	79-01-6	
Vinyl chloride	ND	ug/kg	4.6	2.3	1		08/12/14 13:29	75-01-4	
Xylene (Total)	ND	ug/kg	4.6	2.3	1		08/12/14 13:29	1330-20-7	
Surrogates									
Toluene-d8 (S)	99	%	80-120		1		08/12/14 13:29	2037-26-5	
4-Bromofluorobenzene (S)	101	%	76-123		1		08/12/14 13:29	460-00-4	
1,2-Dichloroethane-d4 (S)	103	%	75-129		1		08/12/14 13:29	17060-07-0	
Percent Moisture	Analytical Method: ASTM D2974								
Percent Moisture	**18.3**	%	0.50	0.50	1		08/12/14 00:00		

This report shall not be reproduced, except in full,
without the written consent of Pace Analytical Services, Inc..

Pace Analytical Services, Inc.
9608 Loiret Blvd.
Lenexa, KS 66219
(913)599-5665

ANALYTICAL RESULTS

Project: FORT SMITH, AR
Pace Project No.: 60175525

Sample: DP-44-SL (18.0 FT) - 20140811 **Lab ID: 60175525006** Collected: 08/11/14 11:41 Received: 08/12/14 01:30 Matrix: Solid

Results reported on a "dry-weight" basis

Parameters	Results	Units	Report Limit	MDL	DF	Prepared	Analyzed	CAS No.	Qual
8260 MSV 5035A VOA	Analytical Method: EPA 8260								
Acetone	ND	ug/kg	19.6	9.8	1		08/12/14 13:44	67-64-1	
Benzene	ND	ug/kg	4.9	2.4	1		08/12/14 13:44	71-43-2	
Bromodichloromethane	ND	ug/kg	4.9	2.4	1		08/12/14 13:44	75-27-4	
Bromoform	ND	ug/kg	4.9	2.4	1		08/12/14 13:44	75-25-2	
Bromomethane	ND	ug/kg	4.9	2.4	1		08/12/14 13:44	74-83-9	
2-Butanone (MEK)	ND	ug/kg	9.8	4.9	1		08/12/14 13:44	78-93-3	
Carbon disulfide	ND	ug/kg	4.9	2.4	1		08/12/14 13:44	75-15-0	
Carbon tetrachloride	ND	ug/kg	4.9	2.4	1		08/12/14 13:44	56-23-5	
Chlorobenzene	ND	ug/kg	4.9	2.4	1		08/12/14 13:44	108-90-7	
Chloroethane	ND	ug/kg	4.9	2.4	1		08/12/14 13:44	75-00-3	
Chloroform	ND	ug/kg	4.9	2.4	1		08/12/14 13:44	67-66-3	
Chloromethane	ND	ug/kg	4.9	2.4	1		08/12/14 13:44	74-87-3	
Dibromochloromethane	ND	ug/kg	4.9	2.4	1		08/12/14 13:44	124-48-1	
1,1-Dichloroethane	ND	ug/kg	4.9	2.4	1		08/12/14 13:44	75-34-3	
1,2-Dichloroethane	ND	ug/kg	4.9	2.4	1		08/12/14 13:44	107-06-2	
1,1-Dichloroethene	ND	ug/kg	4.9	2.4	1		08/12/14 13:44	75-35-4	
cis-1,2-Dichloroethene	ND	ug/kg	4.9	2.4	1		08/12/14 13:44	156-59-2	
trans-1,2-Dichloroethene	ND	ug/kg	4.9	2.4	1		08/12/14 13:44	156-60-5	
1,2-Dichloropropane	ND	ug/kg	4.9	2.4	1		08/12/14 13:44	78-87-5	
cis-1,3-Dichloropropene	ND	ug/kg	4.9	2.4	1		08/12/14 13:44	10061-01-5	L2
trans-1,3-Dichloropropene	ND	ug/kg	4.9	2.4	1		08/12/14 13:44	10061-02-6	
Ethylbenzene	ND	ug/kg	4.9	2.4	1		08/12/14 13:44	100-41-4	
2-Hexanone	ND	ug/kg	19.6	9.8	1		08/12/14 13:44	591-78-6	
Methylene chloride	ND	ug/kg	4.9	2.4	1		08/12/14 13:44	75-09-2	
4-Methyl-2-pentanone (MIBK)	ND	ug/kg	9.8	4.9	1		08/12/14 13:44	108-10-1	
Styrene	ND	ug/kg	4.9	2.4	1		08/12/14 13:44	100-42-5	
1,1,2,2-Tetrachloroethane	ND	ug/kg	4.9	2.4	1		08/12/14 13:44	79-34-5	
Tetrachloroethene	ND	ug/kg	4.9	2.4	1		08/12/14 13:44	127-18-4	
Toluene	ND	ug/kg	4.9	2.4	1		08/12/14 13:44	108-88-3	
1,1,1-Trichloroethane	ND	ug/kg	4.9	2.4	1		08/12/14 13:44	71-55-6	
1,1,2-Trichloroethane	ND	ug/kg	4.9	2.4	1		08/12/14 13:44	79-00-5	
Trichloroethene	ND	ug/kg	4.9	2.4	1		08/12/14 13:44	79-01-6	
Vinyl chloride	ND	ug/kg	4.9	2.4	1		08/12/14 13:44	75-01-4	
Xylene (Total)	ND	ug/kg	4.9	2.4	1		08/12/14 13:44	1330-20-7	
Surrogates									
Toluene-d8 (S)	101	%	80-120		1		08/12/14 13:44	2037-26-5	
4-Bromofluorobenzene (S)	99	%	76-123		1		08/12/14 13:44	460-00-4	
1,2-Dichloroethane-d4 (S)	107	%	75-129		1		08/12/14 13:44	17060-07-0	
Percent Moisture	Analytical Method: ASTM D2974								
Percent Moisture	**8.4**	%	0.50	0.50	1		08/12/14 00:00		

REPORT OF LABORATORY ANALYSIS

This report shall not be reproduced, except in full,
without the written consent of Pace Analytical Services, Inc..

Pace Analytical Services, Inc.
9608 Loiret Blvd.
Lenexa, KS 66219
(913)599-5665

ANALYTICAL RESULTS

Project: FORT SMITH, AR
Pace Project No.: 60175525

Sample: DP-44-SL (21.5 FT) - 20140811 **Lab ID: 60175525007** Collected: 08/11/14 12:07 Received: 08/12/14 01:30 Matrix: Solid

Results reported on a "dry-weight" basis

Parameters	Results	Units	Report Limit	MDL	DF	Prepared	Analyzed	CAS No.	Qual
8260 MSV 5035A VOA	Analytical Method: EPA 8260								
Acetone	ND	ug/kg	20.4	10.2	1		08/12/14 14:00	67-64-1	
Benzene	ND	ug/kg	5.1	2.6	1		08/12/14 14:00	71-43-2	
Bromodichloromethane	ND	ug/kg	5.1	2.6	1		08/12/14 14:00	75-27-4	
Bromoform	ND	ug/kg	5.1	2.6	1		08/12/14 14:00	75-25-2	
Bromomethane	ND	ug/kg	5.1	2.6	1		08/12/14 14:00	74-83-9	
2-Butanone (MEK)	ND	ug/kg	10.2	5.1	1		08/12/14 14:00	78-93-3	
Carbon disulfide	ND	ug/kg	5.1	2.6	1		08/12/14 14:00	75-15-0	
Carbon tetrachloride	ND	ug/kg	5.1	2.6	1		08/12/14 14:00	56-23-5	
Chlorobenzene	ND	ug/kg	5.1	2.6	1		08/12/14 14:00	108-90-7	
Chloroethane	ND	ug/kg	5.1	2.6	1		08/12/14 14:00	75-00-3	
Chloroform	ND	ug/kg	5.1	2.6	1		08/12/14 14:00	67-66-3	
Chloromethane	ND	ug/kg	5.1	2.6	1		08/12/14 14:00	74-87-3	
Dibromochloromethane	ND	ug/kg	5.1	2.6	1		08/12/14 14:00	124-48-1	
1,1-Dichloroethane	ND	ug/kg	5.1	2.6	1		08/12/14 14:00	75-34-3	
1,2-Dichloroethane	ND	ug/kg	5.1	2.6	1		08/12/14 14:00	107-06-2	
1,1-Dichloroethene	ND	ug/kg	5.1	2.6	1		08/12/14 14:00	75-35-4	
cis-1,2-Dichloroethene	ND	ug/kg	5.1	2.6	1		08/12/14 14:00	156-59-2	
trans-1,2-Dichloroethene	ND	ug/kg	5.1	2.6	1		08/12/14 14:00	156-60-5	
1,2-Dichloropropane	ND	ug/kg	5.1	2.6	1		08/12/14 14:00	78-87-5	
cis-1,3-Dichloropropene	ND	ug/kg	5.1	2.6	1		08/12/14 14:00	10061-01-5	L2
trans-1,3-Dichloropropene	ND	ug/kg	5.1	2.6	1		08/12/14 14:00	10061-02-6	
Ethylbenzene	ND	ug/kg	5.1	2.6	1		08/12/14 14:00	100-41-4	
2-Hexanone	ND	ug/kg	20.4	10.2	1		08/12/14 14:00	591-78-6	
Methylene chloride	ND	ug/kg	5.1	2.6	1		08/12/14 14:00	75-09-2	
4-Methyl-2-pentanone (MIBK)	ND	ug/kg	10.2	5.1	1		08/12/14 14:00	108-10-1	
Styrene	ND	ug/kg	5.1	2.6	1		08/12/14 14:00	100-42-5	
1,1,2,2-Tetrachloroethane	ND	ug/kg	5.1	2.6	1		08/12/14 14:00	79-34-5	
Tetrachloroethene	ND	ug/kg	5.1	2.6	1		08/12/14 14:00	127-18-4	
Toluene	ND	ug/kg	5.1	2.6	1		08/12/14 14:00	108-88-3	
1,1,1-Trichloroethane	ND	ug/kg	5.1	2.6	1		08/12/14 14:00	71-55-6	
1,1,2-Trichloroethane	ND	ug/kg	5.1	2.6	1		08/12/14 14:00	79-00-5	
Trichloroethene	ND	ug/kg	5.1	2.6	1		08/12/14 14:00	79-01-6	
Vinyl chloride	ND	ug/kg	5.1	2.6	1		08/12/14 14:00	75-01-4	
Xylene (Total)	ND	ug/kg	5.1	2.6	1		08/12/14 14:00	1330-20-7	
Surrogates									
Toluene-d8 (S)	100	%	80-120		1		08/12/14 14:00	2037-26-5	
4-Bromofluorobenzene (S)	97	%	76-123		1		08/12/14 14:00	460-00-4	
1,2-Dichloroethane-d4 (S)	112	%	75-129		1		08/12/14 14:00	17060-07-0	
Percent Moisture	Analytical Method: ASTM D2974								
Percent Moisture	**11.4**	%	0.50	0.50	1		08/12/14 00:00		

This report shall not be reproduced, except in full,
without the written consent of Pace Analytical Services, Inc..

Pace Analytical Services, Inc.
9608 Loiret Blvd.
Lenexa, KS 66219
(913)599-5665

ANALYTICAL RESULTS

Project: FORT SMITH, AR
Pace Project No.: 60175525

Sample: DP-45-SL (4.0 FT) - 20140811 **Lab ID: 60175525008** Collected: 08/11/14 14:49 Received: 08/12/14 01:30 Matrix: Solid

Results reported on a "dry-weight" basis

Parameters	Results	Units	Report Limit	MDL	DF	Prepared	Analyzed	CAS No.	Qual
8260 MSV 5035A VOA	Analytical Method: EPA 8260								
Acetone	**37.1**	ug/kg	17.7	8.9	1		08/12/14 14:15	67-64-1	
Benzene	ND	ug/kg	4.4	2.2	1		08/12/14 14:15	71-43-2	
Bromodichloromethane	ND	ug/kg	4.4	2.2	1		08/12/14 14:15	75-27-4	
Bromoform	ND	ug/kg	4.4	2.2	1		08/12/14 14:15	75-25-2	
Bromomethane	ND	ug/kg	4.4	2.2	1		08/12/14 14:15	74-83-9	
2-Butanone (MEK)	ND	ug/kg	8.9	4.4	1		08/12/14 14:15	78-93-3	
Carbon disulfide	ND	ug/kg	4.4	2.2	1		08/12/14 14:15	75-15-0	
Carbon tetrachloride	ND	ug/kg	4.4	2.2	1		08/12/14 14:15	56-23-5	
Chlorobenzene	ND	ug/kg	4.4	2.2	1		08/12/14 14:15	108-90-7	
Chloroethane	ND	ug/kg	4.4	2.2	1		08/12/14 14:15	75-00-3	
Chloroform	ND	ug/kg	4.4	2.2	1		08/12/14 14:15	67-66-3	
Chloromethane	ND	ug/kg	4.4	2.2	1		08/12/14 14:15	74-87-3	
Dibromochloromethane	ND	ug/kg	4.4	2.2	1		08/12/14 14:15	124-48-1	
1,1-Dichloroethane	ND	ug/kg	4.4	2.2	1		08/12/14 14:15	75-34-3	
1,2-Dichloroethane	ND	ug/kg	4.4	2.2	1		08/12/14 14:15	107-06-2	
1,1-Dichloroethene	ND	ug/kg	4.4	2.2	1		08/12/14 14:15	75-35-4	
cis-1,2-Dichloroethene	ND	ug/kg	4.4	2.2	1		08/12/14 14:15	156-59-2	
trans-1,2-Dichloroethene	ND	ug/kg	4.4	2.2	1		08/12/14 14:15	156-60-5	
1,2-Dichloropropane	ND	ug/kg	4.4	2.2	1		08/12/14 14:15	78-87-5	
cis-1,3-Dichloropropene	ND	ug/kg	4.4	2.2	1		08/12/14 14:15	10061-01-5	L2
trans-1,3-Dichloropropene	ND	ug/kg	4.4	2.2	1		08/12/14 14:15	10061-02-6	
Ethylbenzene	ND	ug/kg	4.4	2.2	1		08/12/14 14:15	100-41-4	
2-Hexanone	ND	ug/kg	17.7	8.9	1		08/12/14 14:15	591-78-6	
Methylene chloride	ND	ug/kg	4.4	2.2	1		08/12/14 14:15	75-09-2	
4-Methyl-2-pentanone (MIBK)	ND	ug/kg	8.9	4.4	1		08/12/14 14:15	108-10-1	
Styrene	ND	ug/kg	4.4	2.2	1		08/12/14 14:15	100-42-5	
1,1,2,2-Tetrachloroethane	ND	ug/kg	4.4	2.2	1		08/12/14 14:15	79-34-5	
Tetrachloroethene	ND	ug/kg	4.4	2.2	1		08/12/14 14:15	127-18-4	
Toluene	ND	ug/kg	4.4	2.2	1		08/12/14 14:15	108-88-3	
1,1,1-Trichloroethane	ND	ug/kg	4.4	2.2	1		08/12/14 14:15	71-55-6	
1,1,2-Trichloroethane	ND	ug/kg	4.4	2.2	1		08/12/14 14:15	79-00-5	
Trichloroethene	ND	ug/kg	4.4	2.2	1		08/12/14 14:15	79-01-6	
Vinyl chloride	ND	ug/kg	4.4	2.2	1		08/12/14 14:15	75-01-4	
Xylene (Total)	ND	ug/kg	4.4	2.2	1		08/12/14 14:15	1330-20-7	
Surrogates									
Toluene-d8 (S)	101	%	80-120		1		08/12/14 14:15	2037-26-5	
4-Bromofluorobenzene (S)	102	%	76-123		1		08/12/14 14:15	460-00-4	
1,2-Dichloroethane-d4 (S)	110	%	75-129		1		08/12/14 14:15	17060-07-0	
Percent Moisture	Analytical Method: ASTM D2974								
Percent Moisture	**14.3**	%	0.50	0.50	1		08/12/14 00:00		

REPORT OF LABORATORY ANALYSIS

This report shall not be reproduced, except in full,
without the written consent of Pace Analytical Services, Inc..

Pace Analytical Services, Inc.
9608 Loiret Blvd.
Lenexa, KS 66219
(913)599-5665

ANALYTICAL RESULTS

Project: FORT SMITH, AR
Pace Project No.: 60175525

Sample: DP-45-SL (12.0 FT) - 20140811 **Lab ID: 60175525009** Collected: 08/11/14 15:10 Received: 08/12/14 01:30 Matrix: Solid

Results reported on a "dry-weight" basis

Parameters	Results	Units	Report Limit	MDL	DF	Prepared	Analyzed	CAS No.	Qual
8260 MSV 5035A VOA	Analytical Method: EPA 8260								
Acetone	ND	ug/kg	19.7	9.8	1		08/12/14 14:31	67-64-1	
Benzene	ND	ug/kg	4.9	2.5	1		08/12/14 14:31	71-43-2	
Bromodichloromethane	ND	ug/kg	4.9	2.5	1		08/12/14 14:31	75-27-4	
Bromoform	ND	ug/kg	4.9	2.5	1		08/12/14 14:31	75-25-2	
Bromomethane	ND	ug/kg	4.9	2.5	1		08/12/14 14:31	74-83-9	
2-Butanone (MEK)	ND	ug/kg	9.8	4.9	1		08/12/14 14:31	78-93-3	
Carbon disulfide	ND	ug/kg	4.9	2.5	1		08/12/14 14:31	75-15-0	
Carbon tetrachloride	ND	ug/kg	4.9	2.5	1		08/12/14 14:31	56-23-5	
Chlorobenzene	ND	ug/kg	4.9	2.5	1		08/12/14 14:31	108-90-7	
Chloroethane	ND	ug/kg	4.9	2.5	1		08/12/14 14:31	75-00-3	
Chloroform	ND	ug/kg	4.9	2.5	1		08/12/14 14:31	67-66-3	
Chloromethane	ND	ug/kg	4.9	2.5	1		08/12/14 14:31	74-87-3	
Dibromochloromethane	ND	ug/kg	4.9	2.5	1		08/12/14 14:31	124-48-1	
1,1-Dichloroethane	ND	ug/kg	4.9	2.5	1		08/12/14 14:31	75-34-3	
1,2-Dichloroethane	ND	ug/kg	4.9	2.5	1		08/12/14 14:31	107-06-2	
1,1-Dichloroethene	ND	ug/kg	4.9	2.5	1		08/12/14 14:31	75-35-4	
cis-1,2-Dichloroethene	ND	ug/kg	4.9	2.5	1		08/12/14 14:31	156-59-2	
trans-1,2-Dichloroethene	ND	ug/kg	4.9	2.5	1		08/12/14 14:31	156-60-5	
1,2-Dichloropropane	ND	ug/kg	4.9	2.5	1		08/12/14 14:31	78-87-5	
cis-1,3-Dichloropropene	ND	ug/kg	4.9	2.5	1		08/12/14 14:31	10061-01-5	L2
trans-1,3-Dichloropropene	ND	ug/kg	4.9	2.5	1		08/12/14 14:31	10061-02-6	
Ethylbenzene	ND	ug/kg	4.9	2.5	1		08/12/14 14:31	100-41-4	
2-Hexanone	ND	ug/kg	19.7	9.8	1		08/12/14 14:31	591-78-6	
Methylene chloride	ND	ug/kg	4.9	2.5	1		08/12/14 14:31	75-09-2	
4-Methyl-2-pentanone (MIBK)	ND	ug/kg	9.8	4.9	1		08/12/14 14:31	108-10-1	
Styrene	ND	ug/kg	4.9	2.5	1		08/12/14 14:31	100-42-5	
1,1,2,2-Tetrachloroethane	ND	ug/kg	4.9	2.5	1		08/12/14 14:31	79-34-5	
Tetrachloroethene	ND	ug/kg	4.9	2.5	1		08/12/14 14:31	127-18-4	
Toluene	ND	ug/kg	4.9	2.5	1		08/12/14 14:31	108-88-3	
1,1,1-Trichloroethane	ND	ug/kg	4.9	2.5	1		08/12/14 14:31	71-55-6	
1,1,2-Trichloroethane	ND	ug/kg	4.9	2.5	1		08/12/14 14:31	79-00-5	
Trichloroethene	ND	ug/kg	4.9	2.5	1		08/12/14 14:31	79-01-6	
Vinyl chloride	ND	ug/kg	4.9	2.5	1		08/12/14 14:31	75-01-4	
Xylene (Total)	ND	ug/kg	4.9	2.5	1		08/12/14 14:31	1330-20-7	
Surrogates									
Toluene-d8 (S)	102	%	80-120		1		08/12/14 14:31	2037-26-5	
4-Bromofluorobenzene (S)	98	%	76-123		1		08/12/14 14:31	460-00-4	
1,2-Dichloroethane-d4 (S)	112	%	75-129		1		08/12/14 14:31	17060-07-0	
Percent Moisture	Analytical Method: ASTM D2974								
Percent Moisture	**16.4**	%	0.50	0.50	1		08/12/14 00:00		

REPORT OF LABORATORY ANALYSIS

This report shall not be reproduced, except in full,
without the written consent of Pace Analytical Services, Inc..

Pace Analytical Services, Inc.
9608 Loiret Blvd.
Lenexa, KS 66219
(913)599-5665

ANALYTICAL RESULTS

Project: FORT SMITH, AR
Pace Project No.: 60175525

Sample: DP-45-SL (18.0 FT) - 20140811 **Lab ID: 60175525010** Collected: 08/11/14 15:25 Received: 08/12/14 01:30 Matrix: Solid

Results reported on a "dry-weight" basis

Parameters	Results	Units	Report Limit	MDL	DF	Prepared	Analyzed	CAS No.	Qual
8260 MSV 5035A VOA	Analytical Method: EPA 8260								
Acetone	ND	ug/kg	18.0	9.0	1		08/12/14 14:46	67-64-1	
Benzene	ND	ug/kg	4.5	2.3	1		08/12/14 14:46	71-43-2	
Bromodichloromethane	ND	ug/kg	4.5	2.3	1		08/12/14 14:46	75-27-4	
Bromoform	ND	ug/kg	4.5	2.3	1		08/12/14 14:46	75-25-2	
Bromomethane	ND	ug/kg	4.5	2.3	1		08/12/14 14:46	74-83-9	
2-Butanone (MEK)	ND	ug/kg	9.0	4.5	1		08/12/14 14:46	78-93-3	
Carbon disulfide	ND	ug/kg	4.5	2.3	1		08/12/14 14:46	75-15-0	
Carbon tetrachloride	ND	ug/kg	4.5	2.3	1		08/12/14 14:46	56-23-5	
Chlorobenzene	ND	ug/kg	4.5	2.3	1		08/12/14 14:46	108-90-7	
Chloroethane	ND	ug/kg	4.5	2.3	1		08/12/14 14:46	75-00-3	
Chloroform	ND	ug/kg	4.5	2.3	1		08/12/14 14:46	67-66-3	
Chloromethane	ND	ug/kg	4.5	2.3	1		08/12/14 14:46	74-87-3	
Dibromochloromethane	ND	ug/kg	4.5	2.3	1		08/12/14 14:46	124-48-1	
1,1-Dichloroethane	ND	ug/kg	4.5	2.3	1		08/12/14 14:46	75-34-3	
1,2-Dichloroethane	ND	ug/kg	4.5	2.3	1		08/12/14 14:46	107-06-2	
1,1-Dichloroethene	ND	ug/kg	4.5	2.3	1		08/12/14 14:46	75-35-4	
cis-1,2-Dichloroethene	ND	ug/kg	4.5	2.3	1		08/12/14 14:46	156-59-2	
trans-1,2-Dichloroethene	ND	ug/kg	4.5	2.3	1		08/12/14 14:46	156-60-5	
1,2-Dichloropropane	ND	ug/kg	4.5	2.3	1		08/12/14 14:46	78-87-5	
cis-1,3-Dichloropropene	ND	ug/kg	4.5	2.3	1		08/12/14 14:46	10061-01-5	L2
trans-1,3-Dichloropropene	ND	ug/kg	4.5	2.3	1		08/12/14 14:46	10061-02-6	
Ethylbenzene	ND	ug/kg	4.5	2.3	1		08/12/14 14:46	100-41-4	
2-Hexanone	ND	ug/kg	18.0	9.0	1		08/12/14 14:46	591-78-6	
Methylene chloride	ND	ug/kg	4.5	2.3	1		08/12/14 14:46	75-09-2	
4-Methyl-2-pentanone (MIBK)	ND	ug/kg	9.0	4.5	1		08/12/14 14:46	108-10-1	
Styrene	ND	ug/kg	4.5	2.3	1		08/12/14 14:46	100-42-5	
1,1,2,2-Tetrachloroethane	ND	ug/kg	4.5	2.3	1		08/12/14 14:46	79-34-5	
Tetrachloroethene	ND	ug/kg	4.5	2.3	1		08/12/14 14:46	127-18-4	
Toluene	ND	ug/kg	4.5	2.3	1		08/12/14 14:46	108-88-3	
1,1,1-Trichloroethane	ND	ug/kg	4.5	2.3	1		08/12/14 14:46	71-55-6	
1,1,2-Trichloroethane	ND	ug/kg	4.5	2.3	1		08/12/14 14:46	79-00-5	
Trichloroethene	ND	ug/kg	4.5	2.3	1		08/12/14 14:46	79-01-6	
Vinyl chloride	ND	ug/kg	4.5	2.3	1		08/12/14 14:46	75-01-4	
Xylene (Total)	ND	ug/kg	4.5	2.3	1		08/12/14 14:46	1330-20-7	
Surrogates									
Toluene-d8 (S)	101	%	80-120		1		08/12/14 14:46	2037-26-5	
4-Bromofluorobenzene (S)	102	%	76-123		1		08/12/14 14:46	460-00-4	
1,2-Dichloroethane-d4 (S)	108	%	75-129		1		08/12/14 14:46	17060-07-0	
Percent Moisture	Analytical Method: ASTM D2974								
Percent Moisture	**12.5**	%	0.50	0.50	1		08/12/14 00:00		

REPORT OF LABORATORY ANALYSIS

This report shall not be reproduced, except in full,
without the written consent of Pace Analytical Services, Inc..

Pace Analytical Services, Inc.
9608 Loiret Blvd.
Lenexa, KS 66219
(913)599-5665

QUALITY CONTROL DATA

Project: FORT SMITH, AR
Pace Project No.: 60175525

QC Batch: MSV/63498 Analysis Method: EPA 8260
QC Batch Method: EPA 8260 Analysis Description: 8260 MSV 5035A Volatile Organics
Associated Lab Samples: 60175525001, 60175525002, 60175525003, 60175525004, 60175525005, 60175525006, 60175525007, 60175525008, 60175525009, 60175525010

METHOD BLANK: 1424041 Matrix: Solid
Associated Lab Samples: 60175525001, 60175525002, 60175525003, 60175525004, 60175525005, 60175525006, 60175525007, 60175525008, 60175525009, 60175525010

Parameter	Units	Blank Result	Reporting Limit	Analyzed	Qualifiers
1,1,1-Trichloroethane	ug/kg	ND	5.0	08/12/14 09:37	
1,1,2,2-Tetrachloroethane	ug/kg	ND	5.0	08/12/14 09:37	
1,1,2-Trichloroethane	ug/kg	ND	5.0	08/12/14 09:37	
1,1-Dichloroethane	ug/kg	ND	5.0	08/12/14 09:37	
1,1-Dichloroethene	ug/kg	ND	5.0	08/12/14 09:37	
1,2-Dichloroethane	ug/kg	ND	5.0	08/12/14 09:37	
1,2-Dichloropropane	ug/kg	ND	5.0	08/12/14 09:37	
2-Butanone (MEK)	ug/kg	ND	10.0	08/12/14 09:37	
2-Hexanone	ug/kg	ND	20.0	08/12/14 09:37	
4-Methyl-2-pentanone (MIBK)	ug/kg	ND	10.0	08/12/14 09:37	
Acetone	ug/kg	ND	20.0	08/12/14 09:37	
Benzene	ug/kg	ND	5.0	08/12/14 09:37	
Bromodichloromethane	ug/kg	ND	5.0	08/12/14 09:37	
Bromoform	ug/kg	ND	5.0	08/12/14 09:37	
Bromomethane	ug/kg	ND	5.0	08/12/14 09:37	
Carbon disulfide	ug/kg	ND	5.0	08/12/14 09:37	
Carbon tetrachloride	ug/kg	ND	5.0	08/12/14 09:37	
Chlorobenzene	ug/kg	ND	5.0	08/12/14 09:37	
Chloroethane	ug/kg	ND	5.0	08/12/14 09:37	
Chloroform	ug/kg	ND	5.0	08/12/14 09:37	
Chloromethane	ug/kg	ND	5.0	08/12/14 09:37	
cis-1,2-Dichloroethene	ug/kg	ND	5.0	08/12/14 09:37	
cis-1,3-Dichloropropene	ug/kg	ND	5.0	08/12/14 09:37	
Dibromochloromethane	ug/kg	ND	5.0	08/12/14 09:37	
Ethylbenzene	ug/kg	ND	5.0	08/12/14 09:37	
Methylene chloride	ug/kg	ND	5.0	08/12/14 09:37	
Styrene	ug/kg	ND	5.0	08/12/14 09:37	
Tetrachloroethene	ug/kg	ND	5.0	08/12/14 09:37	
Toluene	ug/kg	ND	5.0	08/12/14 09:37	
trans-1,2-Dichloroethene	ug/kg	ND	5.0	08/12/14 09:37	
trans-1,3-Dichloropropene	ug/kg	ND	5.0	08/12/14 09:37	
Trichloroethene	ug/kg	ND	5.0	08/12/14 09:37	
Vinyl chloride	ug/kg	ND	5.0	08/12/14 09:37	
Xylene (Total)	ug/kg	ND	5.0	08/12/14 09:37	
1,2-Dichloroethane-d4 (S)	%	95	75-129	08/12/14 09:37	
4-Bromofluorobenzene (S)	%	98	76-123	08/12/14 09:37	
Toluene-d8 (S)	%	101	80-120	08/12/14 09:37	

Results presented on this page are in the units indicated by the "Units" column except where an alternate unit is presented to the right of the result.

This report shall not be reproduced, except in full,
without the written consent of Pace Analytical Services, Inc..

Pace Analytical Services, Inc.
9608 Loiret Blvd.
Lenexa, KS 66219
(913)599-5665

QUALITY CONTROL DATA

Project: FORT SMITH, AR
Pace Project No.: 60175525

LABORATORY CONTROL SAMPLE: 1424042

Parameter	Units	Spike Conc.	LCS Result	LCS % Rec	% Rec Limits	Qualifiers
1,1,1-Trichloroethane	ug/kg	100	87.9	88	77-126	
1,1,2,2-Tetrachloroethane	ug/kg	100	90.1	90	73-120	
1,1,2-Trichloroethane	ug/kg	100	91.4	91	76-120	
1,1-Dichloroethane	ug/kg	100	99.4	99	71-120	
1,1-Dichloroethene	ug/kg	100	102	102	76-130	
1,2-Dichloroethane	ug/kg	100	81.6	82	78-120	
1,2-Dichloropropane	ug/kg	100	86.5	87	80-120	
2-Butanone (MEK)	ug/kg	500	393	79	55-135	
2-Hexanone	ug/kg	500	447	89	57-136	
4-Methyl-2-pentanone (MIBK)	ug/kg	500	436	87	71-128	
Acetone	ug/kg	500	495	99	43-144	
Benzene	ug/kg	100	85.4	85	80-120	
Bromodichloromethane	ug/kg	100	88.4	88	80-120	
Bromoform	ug/kg	100	90.4	90	75-124	
Bromomethane	ug/kg	100	74.7	75	38-150	
Carbon disulfide	ug/kg	100	95.0	95	58-137	
Carbon tetrachloride	ug/kg	100	84.2	84	75-140	
Chlorobenzene	ug/kg	100	89.1	89	80-120	
Chloroethane	ug/kg	100	76.9	77	65-127	
Chloroform	ug/kg	100	77.8	78	74-120	
Chloromethane	ug/kg	100	41.1	41	39-138	
cis-1,2-Dichloroethene	ug/kg	100	88.7	89	76-124	
cis-1,3-Dichloropropene	ug/kg	100	80.7	81	82-120	L0
Dibromochloromethane	ug/kg	100	89.1	89	80-124	
Ethylbenzene	ug/kg	100	88.2	88	80-120	
Methylene chloride	ug/kg	100	83.5	83	70-123	
Styrene	ug/kg	100	89.3	89	79-120	
Tetrachloroethene	ug/kg	100	87.9	88	78-128	
Toluene	ug/kg	100	84.7	85	79-120	
trans-1,2-Dichloroethene	ug/kg	100	98.2	98	76-124	
trans-1,3-Dichloropropene	ug/kg	100	85.2	85	80-124	
Trichloroethene	ug/kg	100	88.5	88	80-120	
Vinyl chloride	ug/kg	100	72.5	72	57-132	
Xylene (Total)	ug/kg	300	264	88	79-120	
1,2-Dichloroethane-d4 (S)	%			91	75-129	
4-Bromofluorobenzene (S)	%			97	76-123	
Toluene-d8 (S)	%			100	80-120	

MATRIX SPIKE & MATRIX SPIKE DUPLICATE: 1424051 1424052

Parameter	Units	60175350001 Result	MS Spike Conc.	MSD Spike Conc.	MS Result	MSD Result	MS % Rec	MSD % Rec	% Rec Limits	RPD	Max RPD	Qual
1,1,1-Trichloroethane	ug/kg	ND	5950	5950	5940	5590	100	94	21-144	6	43	
1,1,2,2-Tetrachloroethane	ug/kg	636	5950	5950	6600	6190	100	93	10-151	6	46	
1,1,2-Trichloroethane	ug/kg	595	5950	5950	6340	6180	97	94	10-140	2	46	

Results presented on this page are in the units indicated by the "Units" column except where an alternate unit is presented to the right of the result.

REPORT OF LABORATORY ANALYSIS

This report shall not be reproduced, except in full,
without the written consent of Pace Analytical Services, Inc..

Pace Analytical Services, Inc.
9608 Loiret Blvd.
Lenexa, KS 66219
(913)599-5665

QUALITY CONTROL DATA

Project: FORT SMITH, AR
Pace Project No.: 60175525

MATRIX SPIKE & MATRIX SPIKE DUPLICATE: 1424051 1424052

Parameter	Units	60175350001 Result	MS Spike Conc.	MSD Spike Conc.	MS Result	MSD Result	MS % Rec	MSD % Rec	% Rec Limits	RPD	Max RPD	Qual
1,1-Dichloroethane	ug/kg	ND	5950	5950	6900	6240	116	105	19-137	10	43	
1,1-Dichloroethene	ug/kg	ND	5950	5950	6550	6170	110	104	27-143	6	41	
1,2-Dichloroethane	ug/kg	312	5950	5950	5490	5290	87	84	21-147	4	38	
1,2-Dichloropropane	ug/kg	347	5950	5950	5640	5520	89	87	15-145	2	43	
2-Butanone (MEK)	ug/kg	ND	29700	29700	25300	25400	85	85	10-160	1	50	
2-Hexanone	ug/kg	17600	29700	29700	48300	48300	103	103	10-160	0	50	
4-Methyl-2-pentanone (MIBK)	ug/kg	ND	29700	29700	32300	32500	107	108	10-152	0	47	
Acetone	ug/kg	ND	29700	29700	32100	25600	108	86	10-160	23	49	
Benzene	ug/kg	ND	5950	5950	5710	5440	94	90	22-144	5	38	
Bromodichloromethane	ug/kg	ND	5950	5950	5730	5580	95	93	10-143	3	42	
Bromoform	ug/kg	ND	5950	5950	5680	5590	92	90	10-145	2	44	
Bromomethane	ug/kg	ND	5950	5950	4580	4360	72	69	10-137	5	47	
Carbon disulfide	ug/kg	ND	5950	5950	7040	5250	118	88	10-142	29	44	
Carbon tetrachloride	ug/kg	ND	5950	5950	5710	5190	96	87	15-153	10	45	
Chlorobenzene	ug/kg	ND	5950	5950	5690	5400	94	89	10-145	5	46	
Chloroethane	ug/kg	ND	5950	5950	5140	4700	86	79	17-134	9	42	
Chloroform	ug/kg	ND	5950	5950	5180	4980	87	84	17-138	4	44	
Chloromethane	ug/kg	ND	5950	5950	4170	3970	70	67	10-128	5	39	
cis-1,2-Dichloroethene	ug/kg	ND	5950	5950	5770	5590	97	94	17-140	3	46	
cis-1,3-Dichloropropene	ug/kg	ND	5950	5950	5410	5220	91	88	10-142	4	43	
Dibromochloromethane	ug/kg	ND	5950	5950	5700	5360	94	88	10-149	6	42	
Ethylbenzene	ug/kg	2940	5950	5950	8760	8350	98	91	10-154	5	42	
Methylene chloride	ug/kg	ND	5950	5950	5560	4150	91	68	15-140	29	46	
Styrene	ug/kg	ND	5950	5950	6020	5810	97	94	10-142	4	44	
Tetrachloroethene	ug/kg	ND	5950	5950	5840	5590	98	94	10-150	4	48	
Toluene	ug/kg	2250	5950	5950	7970	7760	96	93	11-150	3	40	
trans-1,2-Dichloroethene	ug/kg	ND	5950	5950	6420	5160	108	87	20-140	22	42	
trans-1,3-Dichloropropene	ug/kg	ND	5950	5950	5390	5040	91	85	10-149	7	41	
Trichloroethene	ug/kg	ND	5950	5950	5890	5650	99	95	14-146	4	45	
Vinyl chloride	ug/kg	ND	5950	5950	4960	4650	83	78	19-131	6	37	
Xylene (Total)	ug/kg	52800	17800	17800	69800	67600	95	83	10-154	3	41	
1,2-Dichloroethane-d4 (S)	%						95	98	75-129			
4-Bromofluorobenzene (S)	%						102	100	76-123			
Toluene-d8 (S)	%						104	105	80-120			

Results presented on this page are in the units indicated by the "Units" column except where an alternate unit is presented to the right of the result.

This report shall not be reproduced, except in full,
without the written consent of Pace Analytical Services, Inc..

Pace Analytical Services, Inc.
9608 Loiret Blvd.
Lenexa, KS 66219
(913)599-5665

QUALITY CONTROL DATA

Project: FORT SMITH, AR
Pace Project No.: 60175525

QC Batch: PMST/9905 Analysis Method: ASTM D2974
QC Batch Method: ASTM D2974 Analysis Description: Dry Weight/Percent Moisture
Associated Lab Samples: 60175525001, 60175525002, 60175525003, 60175525004, 60175525005, 60175525006, 60175525007, 60175525008, 60175525009, 60175525010

METHOD BLANK: 1424567 Matrix: Solid
Associated Lab Samples: 60175525001, 60175525002, 60175525003, 60175525004, 60175525005, 60175525006, 60175525007, 60175525008, 60175525009, 60175525010

Parameter	Units	Blank Result	Reporting Limit	Analyzed	Qualifiers
Percent Moisture	%	ND	0.50	08/12/14 00:00	

SAMPLE DUPLICATE: 1424568

Parameter	Units	60175525001 Result	Dup Result	RPD	Max RPD	Qualifiers
Percent Moisture	%	22.1	21.2	4	20	

Results presented on this page are in the units indicated by the "Units" column except where an alternate unit is presented to the right of the result.

REPORT OF LABORATORY ANALYSIS

This report shall not be reproduced, except in full,
without the written consent of Pace Analytical Services, Inc..

Pace Analytical Services, Inc.
9608 Loiret Blvd.
Lenexa, KS 66219
(913)599-5665

QUALIFIERS

Project: FORT SMITH, AR
Pace Project No.: 60175525

DEFINITIONS

DF - Dilution Factor, if reported, represents the factor applied to the reported data due to changes in sample preparation, dilution of the sample aliquot, or moisture content.

ND - Not Detected at or above adjusted reporting limit.

J - Estimated concentration above the adjusted method detection limit and below the adjusted reporting limit.

MDL - Adjusted Method Detection Limit.

PQL - Practical Quantitation Limit.

RL - Reporting Limit.

S - Surrogate

1,2-Diphenylhydrazine (8270 listed analyte) decomposes to Azobenzene.

Consistent with EPA guidelines, unrounded data are displayed and have been used to calculate % recovery and RPD values.

LCS(D) - Laboratory Control Sample (Duplicate)

MS(D) - Matrix Spike (Duplicate)

DUP - Sample Duplicate

RPD - Relative Percent Difference

NC - Not Calculable.

SG - Silica Gel - Clean-Up

U - Indicates the compound was analyzed for, but not detected.

N-Nitrosodiphenylamine decomposes and cannot be separated from Diphenylamine using Method 8270. The result reported for each analyte is a combined concentration.

Pace Analytical is TNI accredited. Contact your Pace PM for the current list of accredited analytes.

TNI - The NELAC Institute.

ANALYTE QUALIFIERS

L0	Analyte recovery in the laboratory control sample (LCS) was outside QC limits.
L2	Analyte recovery in the laboratory control sample (LCS) was below QC limits. Results for this analyte in associated samples may be biased low.

This report shall not be reproduced, except in full,
without the written consent of Pace Analytical Services, Inc..

Pace Analytical Services, Inc.
9608 Loiret Blvd.
Lenexa, KS 66219
(913)599-5665

QUALITY CONTROL DATA CROSS REFERENCE TABLE

Project: FORT SMITH, AR
Pace Project No.: 60175525

Lab ID	Sample ID	QC Batch Method	QC Batch	Analytical Method	Analytical Batch
60175525001	**DP-43-SL (4.0 FT) - 20140811**	EPA 8260	MSV/63498		
60175525002	**DP-43-SL (10.0 FT) - 20140811**	EPA 8260	MSV/63498		
60175525003	**DP-43-SL (19.0 FT) - 20140811**	EPA 8260	MSV/63498		
60175525004	**DP-44-SL (4.0 FT) - 20140811**	EPA 8260	MSV/63498		
60175525005	**DP-44-SL (11.0 FT) - 20140811**	EPA 8260	MSV/63498		
60175525006	**DP-44-SL (18.0 FT) - 20140811**	EPA 8260	MSV/63498		
60175525007	**DP-44-SL (21.5 FT) - 20140811**	EPA 8260	MSV/63498		
60175525008	**DP-45-SL (4.0 FT) - 20140811**	EPA 8260	MSV/63498		
60175525009	**DP-45-SL (12.0 FT) - 20140811**	EPA 8260	MSV/63498		
60175525010	**DP-45-SL (18.0 FT) - 20140811**	EPA 8260	MSV/63498		
60175525001	**DP-43-SL (4.0 FT) - 20140811**	ASTM D2974	PMST/9905		
60175525002	**DP-43-SL (10.0 FT) - 20140811**	ASTM D2974	PMST/9905		
60175525003	**DP-43-SL (19.0 FT) - 20140811**	ASTM D2974	PMST/9905		
60175525004	**DP-44-SL (4.0 FT) - 20140811**	ASTM D2974	PMST/9905		
60175525005	**DP-44-SL (11.0 FT) - 20140811**	ASTM D2974	PMST/9905		
60175525006	**DP-44-SL (18.0 FT) - 20140811**	ASTM D2974	PMST/9905		
60175525007	**DP-44-SL (21.5 FT) - 20140811**	ASTM D2974	PMST/9905		
60175525008	**DP-45-SL (4.0 FT) - 20140811**	ASTM D2974	PMST/9905		
60175525009	**DP-45-SL (12.0 FT) - 20140811**	ASTM D2974	PMST/9905		
60175525010	**DP-45-SL (18.0 FT) - 20140811**	ASTM D2974	PMST/9905		

This report shall not be reproduced, except in full,
without the written consent of Pace Analytical Services, Inc..

Pace Analytical
www.pacelabs.com

Sample Condition Upon Receipt

WO#: 60175525

60175525

Client Name: Environ

Optional
Proj Due Date:
Proj Name:

Courier: Fed Ex ☐ UPS ☐ USPS ☐ Client ☐ Commercial ☐ Pace ☐ Other ☒ xroad

Tracking #: _____ Pace Shipping Label Used? Yes ☐ No ☑

Custody Seal on Cooler/Box Present: Yes ☑ No ☐ Seals intact: Yes ☑ No ☐

Packing Material: Bubble Wrap ☐ Bubble Bags ☐ Foam ☐ None ☐ Other ☑ ZPIC

Thermometer Used: T-239 / T-194 **Type of Ice:** Wet Blue None ☐ Samples received on ice, cooling process has begun.
(circle one)

Cooler Temperature: 2-6

Date and Initials of person examining contents: 8/12/14

Temperature should be above freezing to 6°C

Chain of Custody present:	☑Yes ☐No ☐N/A	1.	
Chain of Custody filled out:	☑Yes ☐No ☐N/A	2.	
Chain of Custody relinquished:	☑Yes ☐No ☐N/A	3.	
Sampler name & signature on COC:	☑Yes ☐No ☐N/A	4.	
Samples arrived within holding time:	☑Yes ☐No ☐N/A	5.	
Short Hold Time analyses (<72hr):	☑Yes ☐No ☐N/A	6. Kits	
Rush Turn Around Time requested:	☑Yes ☐No ☐N/A	7. 1Day	
Sufficient volume:	☑Yes ☐No ☐N/A	8.	
Correct containers used:	☑Yes ☐No ☐N/A		
Pace containers used:	☑Yes ☐No ☐N/A	9.	
Containers intact:	☑Yes ☐No ☐N/A	10.	
Unpreserved 5035A soils frozen w/in 48hrs?	☑Yes ☐No ~~☐N/A~~ 8/12	11.	
Filtered volume received for dissolved tests?	☐Yes ☐No ☑N/A	12.	
Sample labels match COC: Includes date/time/ID/analyses Matrix: water WT/SL	☑Yes ☐No ☐N/A	13.	
All containers needing preservation have been checked.	☐Yes ☐No ☑N/A		
All containers needing preservation are found to be in compliance with EPA recommendation.	☐Yes ☐No ☑N/A	14.	
Exceptions: VOA, coliform, TOC, O&G, WI-DRO (water), Phenolics	☑Yes ☐No	Initial when completed	Lot # of added preservative
Trip Blank present:	~~☑Yes~~ ☑No ☐N/A		
Pace Trip Blank lot # (if purchased): ~~020314-3~~ water		15.	
Headspace in VOA vials (>6mm):	☐Yes ☑No ☐N/A	16.	
Project sampled in USDA Regulated Area:	☐Yes ☑No ☐N/A	17. List State: AR	

Client Notification/ Resolution: Copy COC to Client? Y / N Field Data Required? Y / N

Person Contacted: _____ Date/Time: _____

Comments/ Resolution: _____

Project Manager Review: [signature] Date: 8/12

Pace Analytical
www.pacelabs.com

CHAIN-OF-CUSTODY / Analytical Request Document

The Chain-of-Custody is a LEGAL DOCUMENT. All relevant fields must be completed accurately.

Page: 1 of 2

Section A Required Client Information:

Company:	Environ
Address:	7500 College Blvd., Ste. 925
	Overland Park, KS 66210
Email To:	wstonestreet@environcorp.com
Phone: 913-553-5926	Fax:
Requested Due Date/TAT:	24 HR

Section B Required Project Information:

Report To:	Wendy Stonestreet
Copy To:	Tamara Gleason
	tgleason@environcorp.com
Purchase Order No.:	
Project Name:	Fort Smith, AR
Project Number:	

Section C Invoice Information:

Attention:	
Company Name:	
Address:	
Pace Quote Reference:	
Pace Project Manager:	MJ Walls
Pace Profile #:	7444, line 1

REGULATORY AGENCY

☐ NPDES ☐ GROUND WATER ☐ DRINKING WATER
☐ UST ☐ RCRA ☐ OTHER _____

Site Location STATE: AR

Section D Required Client Information

SAMPLE ID (A-Z, 0-9 / ,-) Sample IDs MUST BE UNIQUE

Valid Matrix Codes

MATRIX	CODE
DRINKING WATER	DW
WATER	WT
WASTE WATER	WW
PRODUCT	P
SOIL/SOLID	SL
OIL	OL
WIPE	WP
AIR	AR
OTHER	OT
TISSUE	TS

Requested Analysis Filtered (Y/N)

ITEM #	SAMPLE ID	MATRIX CODE (see valid codes to left)	SAMPLE TYPE (G=GRAB C=COMP)	COLLECTED Composite Start DATE	Composite Start TIME	Composite End/Grab DATE	Composite End/Grab TIME	SAMPLE TEMP AT COLLECTION	# OF CONTAINERS	Preservatives: Unpreserved	H_2SO_4	HNO_3	HCl	NaOH	$Na_2S_2O_3$	Methanol	Other	Analysis Test (Y/N)	8260 client specific list											Residual Chlorine (Y/N)	Pace Project No./ Lab I.D.
1	DP-43-SL(4.0FT)-20140811	SL	G			8/11/14	0915		5	3					1	1			X			1D 64m		1D 64B		2V 64U				1BP8U	001
2	DP-43-SL(10.0FT)-20140811	SL	G			8/11/14	0940		5	3					1	1			X												002
3	DP-43-SL(19.0FT)-20140811	SL	G			8/11/14	1007		5	3					1	1			X												003
4	DP-44-SL(4.0FT)-20140811	SL	G			8/11/14	1109		5	3					1	1			X												004
5	DP-44-SL(11.0FT)-20140811	SL	G			8/11/14	1128		5	3					1	1			X												005
6	DP-44-SL(18.0FT)-20140811	SL	G			8/11/14	1141		5	3					1	1			X												006
7	DP-44-SL(21.5FT)-20140811	SL	G			8/11/14	1207		5	3					1	1			X												007
8	DP-45-SL(4.0FT)-20140811	SL	G			8/11/14	1449		5	3					1	1			X												008
9	DP-45-SL(12.0FT)-20140811	SL	G			8/11/14	1510		5	3					1	1			X												009
10	DP-45-SL(18.0FT)-20140811	SL	G			8/11/14	1525		5	3					1	1			X												010
11	ME								~~5~~ ME																						
12									~~5~~ ME																						

6017555

ADDITIONAL COMMENTS	RELINQUISHED BY / AFFILIATION	DATE	TIME	ACCEPTED BY / AFFILIATION	DATE	TIME	SAMPLE CONDITIONS			
	[signature] / ENVIRON	8/11/14	1730	[signature] PACE	8/12/14	0130	2.6	Y	Y	Y
							Temp in °C	Received on Ice (Y/N)	Custody Sealed Cooler (Y/N)	Samples Intact (Y/N)

SAMPLER NAME AND SIGNATURE

PRINT Name of SAMPLER: Michael Eddings

SIGNATURE of SAMPLER: [signature] DATE Signed (MM/DD/YY): 8/11/14

*Important Note: By signing this form you are accepting Pace's NET 30 day payment terms and agreeing to late charges of 1.5% per month for any invoices not paid within 30 days.

F-ALL-Q-020rev.07, 15-Feb-2007

Pace Analytical Services, Inc.
9608 Loiret Blvd.
Lenexa, KS 66219
(913)599-5665

August 13, 2014

Wendy Stonestreet
Environ International Corporation
7500 College Blvd Ste 925
Overland Park, KS 66210

RE: Project: FORT SMITH, AR
Pace Project No.: 60175526

Dear Wendy Stonestreet:
Enclosed are the analytical results for sample(s) received by the laboratory on August 12, 2014. The results relate only to the samples included in this report. Results reported herein conform to the most current TNI standards and the laboratory's Quality Assurance Manual, where applicable, unless otherwise noted in the body of the report.

If you have any questions concerning this report, please feel free to contact me.

Sincerely,

Mary Jane Walls
maryjane.walls@pacelabs.com
PM Lab Management

Enclosures

cc: EDD, Environ_AR
Tamara Gleason, ENVIRON International Corporation

This report shall not be reproduced, except in full,
without the written consent of Pace Analytical Services, Inc..

Pace Analytical Services, Inc.
9608 Loiret Blvd.
Lenexa, KS 66219
(913)599-5665

CERTIFICATIONS

Project: FORT SMITH, AR
Pace Project No.: 60175526

Kansas Certification IDs
9608 Loiret Boulevard, Lenexa, KS 66219
WY STR Certification #: 2456.01
Arkansas Certification #: 13-012-0
Illinois Certification #: 003097
Iowa Certification #: 118
Kansas/NELAP Certification #: E-10116
Louisiana Certification #: 03055
Nevada Certification #: KS000212008A
Oklahoma Certification #: 9205/9935
Texas Certification #: T104704407
Utah Certification #: KS00021

This report shall not be reproduced, except in full,
without the written consent of Pace Analytical Services, Inc..

Pace Analytical Services, Inc.
9608 Loiret Blvd.
Lenexa, KS 66219
(913)599-5665

SAMPLE SUMMARY

Project: FORT SMITH, AR
Pace Project No.: 60175526

Lab ID	Sample ID	Matrix	Date Collected	Date Received
60175526001	**DP-41 - 082014**	Water	08/11/14 11:50	08/12/14 01:30
60175526002	**DP-40 - 082014**	Water	08/11/14 11:30	08/12/14 01:30
60175526003	**DP-42 - 082014**	Water	08/11/14 13:05	08/12/14 01:30
60175526004	**DP-43 - 082014**	Water	08/11/14 15:35	08/12/14 01:30
60175526005	**DP-44 - 082014**	Water	08/11/14 14:20	08/12/14 01:30
60175526006	**DP-45 - 082014**	Water	08/11/14 17:00	08/12/14 01:30
60175526007	**TB7-20140811**	Water	08/11/14 17:00	08/12/14 01:30

This report shall not be reproduced, except in full,
without the written consent of Pace Analytical Services, Inc..

Pace Analytical Services, Inc.
9608 Loiret Blvd.
Lenexa, KS 66219
(913)599-5665

SAMPLE ANALYTE COUNT

Project: FORT SMITH, AR
Pace Project No.: 60175526

Lab ID	Sample ID	Method	Analysts	Analytes Reported
60175526001	**DP-41 - 082014**	EPA 5030B/8260	PRG	38
60175526002	**DP-40 - 082014**	EPA 5030B/8260	PRG	38
60175526003	**DP-42 - 082014**	EPA 5030B/8260	PRG	38
60175526004	**DP-43 - 082014**	EPA 5030B/8260	PRG	38
60175526005	**DP-44 - 082014**	EPA 5030B/8260	PRG	38
60175526006	**DP-45 - 082014**	EPA 5030B/8260	PRG	38
60175526007	**TB7-20140811**	EPA 5030B/8260	PRG	38

This report shall not be reproduced, except in full,
without the written consent of Pace Analytical Services, Inc..

Pace Analytical Services, Inc.
9608 Loiret Blvd.
Lenexa, KS 66219
(913)599-5665

PROJECT NARRATIVE

Project: FORT SMITH, AR
Pace Project No.: 60175526

Method: **EPA 5030B/8260**
Description: 8260 MSV
Client: Environ_AR
Date: August 13, 2014

General Information:
7 samples were analyzed for EPA 5030B/8260. All samples were received in acceptable condition with any exceptions noted below.

Hold Time:
The samples were analyzed within the method required hold times with any exceptions noted below.

Initial Calibrations (including MS Tune as applicable):
All criteria were within method requirements with any exceptions noted below.

Continuing Calibration:
All criteria were within method requirements with any exceptions noted below.

Internal Standards:
All internal standards were within QC limits with any exceptions noted below.

Surrogates:
All surrogates were within QC limits with any exceptions noted below.

Method Blank:
All analytes were below the report limit in the method blank, where applicable, with any exceptions noted below.

QC Batch: MSV/63499

B: Analyte was detected in the associated method blank.
- BLANK for HBN 350147 [MSV/6349 (Lab ID: 1424053)
  - Methylene chloride

Laboratory Control Spike:
All laboratory control spike compounds were within QC limits with any exceptions noted below.

Matrix Spikes:
All percent recoveries and relative percent differences (RPDs) were within acceptance criteria with any exceptions noted below.

QC Batch: MSV/63499

A matrix spike/matrix spike duplicate was not performed due to insufficient sample volume.

Additional Comments:

Analyte Comments:

QC Batch: MSV/63499

1e: Sample was diluted due to the presence of high levels of sediment in the vial.
- DP-44 - 082014 (Lab ID: 60175526005)
  - 4-Bromofluorobenzene (S)

This data package has been reviewed for quality and completeness and is approved for release.

This report shall not be reproduced, except in full,
without the written consent of Pace Analytical Services, Inc..

Pace Analytical Services, Inc.
9608 Loiret Blvd.
Lenexa, KS 66219
(913)599-5665

ANALYTICAL RESULTS

Project: FORT SMITH, AR
Pace Project No.: 60175526

Sample: DP-41 - 082014 **Lab ID: 60175526001** Collected: 08/11/14 11:50 Received: 08/12/14 01:30 Matrix: Water

Parameters	Results	Units	Report Limit	MDL	DF	Prepared	Analyzed	CAS No.	Qual
8260 MSV	Analytical Method: EPA 5030B/8260								
Acetone	**5.9J**	ug/L	10.0	5.0	1		08/12/14 12:33	67-64-1	
Benzene	ND	ug/L	5.0	0.50	1		08/12/14 12:33	71-43-2	
Bromodichloromethane	ND	ug/L	5.0	0.50	1		08/12/14 12:33	75-27-4	
Bromoform	ND	ug/L	5.0	0.50	1		08/12/14 12:33	75-25-2	
Bromomethane	ND	ug/L	7.0	2.5	1		08/12/14 12:33	74-83-9	
2-Butanone (MEK)	ND	ug/L	10.0	5.0	1		08/12/14 12:33	78-93-3	
Carbon disulfide	ND	ug/L	10.0	2.5	1		08/12/14 12:33	75-15-0	
Carbon tetrachloride	ND	ug/L	5.0	0.50	1		08/12/14 12:33	56-23-5	
Chlorobenzene	ND	ug/L	5.0	0.50	1		08/12/14 12:33	108-90-7	
Chloroethane	ND	ug/L	10.0	0.50	1		08/12/14 12:33	75-00-3	
Chloroform	ND	ug/L	5.0	0.50	1		08/12/14 12:33	67-66-3	
Chloromethane	ND	ug/L	10.0	0.50	1		08/12/14 12:33	74-87-3	
Dibromochloromethane	ND	ug/L	5.0	0.50	1		08/12/14 12:33	124-48-1	
1,1-Dichloroethane	ND	ug/L	2.4	0.50	1		08/12/14 12:33	75-34-3	
1,2-Dichloroethane	ND	ug/L	5.0	0.50	1		08/12/14 12:33	107-06-2	
1,1-Dichloroethene	ND	ug/L	5.0	0.50	1		08/12/14 12:33	75-35-4	
cis-1,2-Dichloroethene	ND	ug/L	5.0	0.50	1		08/12/14 12:33	156-59-2	
trans-1,2-Dichloroethene	ND	ug/L	5.0	0.50	1		08/12/14 12:33	156-60-5	
1,2-Dichloropropane	ND	ug/L	5.0	0.50	1		08/12/14 12:33	78-87-5	
cis-1,3-Dichloropropene	ND	ug/L	1.0	0.50	1		08/12/14 12:33	10061-01-5	
trans-1,3-Dichloropropene	ND	ug/L	1.0	0.50	1		08/12/14 12:33	10061-02-6	
Ethylbenzene	ND	ug/L	5.0	0.50	1		08/12/14 12:33	100-41-4	
2-Hexanone	ND	ug/L	10.0	5.0	1		08/12/14 12:33	591-78-6	
Methylene chloride	ND	ug/L	5.0	0.50	1		08/12/14 12:33	75-09-2	
4-Methyl-2-pentanone (MIBK)	ND	ug/L	10.0	2.5	1		08/12/14 12:33	108-10-1	
Styrene	ND	ug/L	5.0	0.50	1		08/12/14 12:33	100-42-5	
1,1,2,2-Tetrachloroethane	ND	ug/L	1.0	0.50	1		08/12/14 12:33	79-34-5	
Tetrachloroethene	ND	ug/L	5.0	0.50	1		08/12/14 12:33	127-18-4	
Toluene	ND	ug/L	5.0	0.50	1		08/12/14 12:33	108-88-3	
1,1,1-Trichloroethane	ND	ug/L	5.0	0.50	1		08/12/14 12:33	71-55-6	
1,1,2-Trichloroethane	ND	ug/L	5.0	0.50	1		08/12/14 12:33	79-00-5	
Trichloroethene	ND	ug/L	5.0	0.50	1		08/12/14 12:33	79-01-6	
Vinyl chloride	ND	ug/L	2.0	0.50	1		08/12/14 12:33	75-01-4	
Xylene (Total)	ND	ug/L	5.0	1.5	1		08/12/14 12:33	1330-20-7	
Surrogates									
4-Bromofluorobenzene (S)	103	%	80-120		1		08/12/14 12:33	460-00-4	
1,2-Dichloroethane-d4 (S)	97	%	80-120		1		08/12/14 12:33	17060-07-0	
Toluene-d8 (S)	99	%	80-120		1		08/12/14 12:33	2037-26-5	
Preservation pH	**1.0**		0.10	0.10	1		08/12/14 12:33		

This report shall not be reproduced, except in full,
without the written consent of Pace Analytical Services, Inc..

Pace Analytical Services, Inc.
9608 Loiret Blvd.
Lenexa, KS 66219
(913)599-5665

ANALYTICAL RESULTS

Project: FORT SMITH, AR
Pace Project No.: 60175526

Sample: DP-40 - 082014 **Lab ID: 60175526002** Collected: 08/11/14 11:30 Received: 08/12/14 01:30 Matrix: Water

Parameters	Results	Units	Report Limit	MDL	DF	Prepared	Analyzed	CAS No.	Qual
8260 MSV	Analytical Method: EPA 5030B/8260								
Acetone	**7.5J**	ug/L	10.0	5.0	1		08/12/14 12:47	67-64-1	
Benzene	ND	ug/L	5.0	0.50	1		08/12/14 12:47	71-43-2	
Bromodichloromethane	ND	ug/L	5.0	0.50	1		08/12/14 12:47	75-27-4	
Bromoform	ND	ug/L	5.0	0.50	1		08/12/14 12:47	75-25-2	
Bromomethane	ND	ug/L	7.0	2.5	1		08/12/14 12:47	74-83-9	
2-Butanone (MEK)	ND	ug/L	10.0	5.0	1		08/12/14 12:47	78-93-3	
Carbon disulfide	ND	ug/L	10.0	2.5	1		08/12/14 12:47	75-15-0	
Carbon tetrachloride	ND	ug/L	5.0	0.50	1		08/12/14 12:47	56-23-5	
Chlorobenzene	ND	ug/L	5.0	0.50	1		08/12/14 12:47	108-90-7	
Chloroethane	ND	ug/L	10.0	0.50	1		08/12/14 12:47	75-00-3	
Chloroform	ND	ug/L	5.0	0.50	1		08/12/14 12:47	67-66-3	
Chloromethane	ND	ug/L	10.0	0.50	1		08/12/14 12:47	74-87-3	
Dibromochloromethane	ND	ug/L	5.0	0.50	1		08/12/14 12:47	124-48-1	
1,1-Dichloroethane	ND	ug/L	2.4	0.50	1		08/12/14 12:47	75-34-3	
1,2-Dichloroethane	ND	ug/L	5.0	0.50	1		08/12/14 12:47	107-06-2	
1,1-Dichloroethene	ND	ug/L	5.0	0.50	1		08/12/14 12:47	75-35-4	
cis-1,2-Dichloroethene	**0.55J**	ug/L	5.0	0.50	1		08/12/14 12:47	156-59-2	
trans-1,2-Dichloroethene	ND	ug/L	5.0	0.50	1		08/12/14 12:47	156-60-5	
1,2-Dichloropropane	ND	ug/L	5.0	0.50	1		08/12/14 12:47	78-87-5	
cis-1,3-Dichloropropene	ND	ug/L	1.0	0.50	1		08/12/14 12:47	10061-01-5	
trans-1,3-Dichloropropene	ND	ug/L	1.0	0.50	1		08/12/14 12:47	10061-02-6	
Ethylbenzene	ND	ug/L	5.0	0.50	1		08/12/14 12:47	100-41-4	
2-Hexanone	ND	ug/L	10.0	5.0	1		08/12/14 12:47	591-78-6	
Methylene chloride	ND	ug/L	5.0	0.50	1		08/12/14 12:47	75-09-2	
4-Methyl-2-pentanone (MIBK)	ND	ug/L	10.0	2.5	1		08/12/14 12:47	108-10-1	
Styrene	ND	ug/L	5.0	0.50	1		08/12/14 12:47	100-42-5	
1,1,2,2-Tetrachloroethane	ND	ug/L	1.0	0.50	1		08/12/14 12:47	79-34-5	
Tetrachloroethene	ND	ug/L	5.0	0.50	1		08/12/14 12:47	127-18-4	
Toluene	ND	ug/L	5.0	0.50	1		08/12/14 12:47	108-88-3	
1,1,1-Trichloroethane	ND	ug/L	5.0	0.50	1		08/12/14 12:47	71-55-6	
1,1,2-Trichloroethane	ND	ug/L	5.0	0.50	1		08/12/14 12:47	79-00-5	
Trichloroethene	**3.2J**	ug/L	5.0	0.50	1		08/12/14 12:47	79-01-6	
Vinyl chloride	ND	ug/L	2.0	0.50	1		08/12/14 12:47	75-01-4	
Xylene (Total)	ND	ug/L	5.0	1.5	1		08/12/14 12:47	1330-20-7	
Surrogates									
4-Bromofluorobenzene (S)	97	%	80-120		1		08/12/14 12:47	460-00-4	
1,2-Dichloroethane-d4 (S)	99	%	80-120		1		08/12/14 12:47	17060-07-0	
Toluene-d8 (S)	103	%	80-120		1		08/12/14 12:47	2037-26-5	
Preservation pH	**1.0**		0.10	0.10	1		08/12/14 12:47		

This report shall not be reproduced, except in full,
without the written consent of Pace Analytical Services, Inc..

Pace Analytical Services, Inc.
9608 Loiret Blvd.
Lenexa, KS 66219
(913)599-5665

ANALYTICAL RESULTS

Project: FORT SMITH, AR
Pace Project No.: 60175526

Sample: DP-42 - 082014 **Lab ID: 60175526003** Collected: 08/11/14 13:05 Received: 08/12/14 01:30 Matrix: Water

Parameters	Results	Units	Report Limit	MDL	DF	Prepared	Analyzed	CAS No.	Qual
8260 MSV	Analytical Method: EPA 5030B/8260								
Acetone	**6.4J**	ug/L	10.0	5.0	1		08/12/14 13:01	67-64-1	
Benzene	ND	ug/L	5.0	0.50	1		08/12/14 13:01	71-43-2	
Bromodichloromethane	ND	ug/L	5.0	0.50	1		08/12/14 13:01	75-27-4	
Bromoform	ND	ug/L	5.0	0.50	1		08/12/14 13:01	75-25-2	
Bromomethane	ND	ug/L	7.0	2.5	1		08/12/14 13:01	74-83-9	
2-Butanone (MEK)	ND	ug/L	10.0	5.0	1		08/12/14 13:01	78-93-3	
Carbon disulfide	ND	ug/L	10.0	2.5	1		08/12/14 13:01	75-15-0	
Carbon tetrachloride	ND	ug/L	5.0	0.50	1		08/12/14 13:01	56-23-5	
Chlorobenzene	ND	ug/L	5.0	0.50	1		08/12/14 13:01	108-90-7	
Chloroethane	ND	ug/L	10.0	0.50	1		08/12/14 13:01	75-00-3	
Chloroform	ND	ug/L	5.0	0.50	1		08/12/14 13:01	67-66-3	
Chloromethane	ND	ug/L	10.0	0.50	1		08/12/14 13:01	74-87-3	
Dibromochloromethane	ND	ug/L	5.0	0.50	1		08/12/14 13:01	124-48-1	
1,1-Dichloroethane	ND	ug/L	2.4	0.50	1		08/12/14 13:01	75-34-3	
1,2-Dichloroethane	ND	ug/L	5.0	0.50	1		08/12/14 13:01	107-06-2	
1,1-Dichloroethene	ND	ug/L	5.0	0.50	1		08/12/14 13:01	75-35-4	
cis-1,2-Dichloroethene	ND	ug/L	5.0	0.50	1		08/12/14 13:01	156-59-2	
trans-1,2-Dichloroethene	ND	ug/L	5.0	0.50	1		08/12/14 13:01	156-60-5	
1,2-Dichloropropane	ND	ug/L	5.0	0.50	1		08/12/14 13:01	78-87-5	
cis-1,3-Dichloropropene	ND	ug/L	1.0	0.50	1		08/12/14 13:01	10061-01-5	
trans-1,3-Dichloropropene	ND	ug/L	1.0	0.50	1		08/12/14 13:01	10061-02-6	
Ethylbenzene	ND	ug/L	5.0	0.50	1		08/12/14 13:01	100-41-4	
2-Hexanone	ND	ug/L	10.0	5.0	1		08/12/14 13:01	591-78-6	
Methylene chloride	ND	ug/L	5.0	0.50	1		08/12/14 13:01	75-09-2	
4-Methyl-2-pentanone (MIBK)	ND	ug/L	10.0	2.5	1		08/12/14 13:01	108-10-1	
Styrene	ND	ug/L	5.0	0.50	1		08/12/14 13:01	100-42-5	
1,1,2,2-Tetrachloroethane	ND	ug/L	1.0	0.50	1		08/12/14 13:01	79-34-5	
Tetrachloroethene	ND	ug/L	5.0	0.50	1		08/12/14 13:01	127-18-4	
Toluene	ND	ug/L	5.0	0.50	1		08/12/14 13:01	108-88-3	
1,1,1-Trichloroethane	ND	ug/L	5.0	0.50	1		08/12/14 13:01	71-55-6	
1,1,2-Trichloroethane	ND	ug/L	5.0	0.50	1		08/12/14 13:01	79-00-5	
Trichloroethene	**6.4**	ug/L	5.0	0.50	1		08/12/14 13:01	79-01-6	
Vinyl chloride	ND	ug/L	2.0	0.50	1		08/12/14 13:01	75-01-4	
Xylene (Total)	ND	ug/L	5.0	1.5	1		08/12/14 13:01	1330-20-7	
Surrogates									
4-Bromofluorobenzene (S)	98	%	80-120		1		08/12/14 13:01	460-00-4	
1,2-Dichloroethane-d4 (S)	94	%	80-120		1		08/12/14 13:01	17060-07-0	
Toluene-d8 (S)	99	%	80-120		1		08/12/14 13:01	2037-26-5	
Preservation pH	**1.0**		0.10	0.10	1		08/12/14 13:01		

This report shall not be reproduced, except in full,
without the written consent of Pace Analytical Services, Inc..

Pace Analytical Services, Inc.
9608 Loiret Blvd.
Lenexa, KS 66219
(913)599-5665

ANALYTICAL RESULTS

Project: FORT SMITH, AR
Pace Project No.: 60175526

Sample: DP-43 - 082014 **Lab ID: 60175526004** Collected: 08/11/14 15:35 Received: 08/12/14 01:30 Matrix: Water

Parameters	Results	Units	Report Limit	MDL	DF	Prepared	Analyzed	CAS No.	Qual
8260 MSV	Analytical Method: EPA 5030B/8260								
Acetone	**6.9J**	ug/L	10.0	5.0	1		08/12/14 13:16	67-64-1	
Benzene	ND	ug/L	5.0	0.50	1		08/12/14 13:16	71-43-2	
Bromodichloromethane	ND	ug/L	5.0	0.50	1		08/12/14 13:16	75-27-4	
Bromoform	ND	ug/L	5.0	0.50	1		08/12/14 13:16	75-25-2	
Bromomethane	ND	ug/L	7.0	2.5	1		08/12/14 13:16	74-83-9	
2-Butanone (MEK)	ND	ug/L	10.0	5.0	1		08/12/14 13:16	78-93-3	
Carbon disulfide	ND	ug/L	10.0	2.5	1		08/12/14 13:16	75-15-0	
Carbon tetrachloride	ND	ug/L	5.0	0.50	1		08/12/14 13:16	56-23-5	
Chlorobenzene	ND	ug/L	5.0	0.50	1		08/12/14 13:16	108-90-7	
Chloroethane	ND	ug/L	10.0	0.50	1		08/12/14 13:16	75-00-3	
Chloroform	ND	ug/L	5.0	0.50	1		08/12/14 13:16	67-66-3	
Chloromethane	ND	ug/L	10.0	0.50	1		08/12/14 13:16	74-87-3	
Dibromochloromethane	ND	ug/L	5.0	0.50	1		08/12/14 13:16	124-48-1	
1,1-Dichloroethane	ND	ug/L	2.4	0.50	1		08/12/14 13:16	75-34-3	
1,2-Dichloroethane	ND	ug/L	5.0	0.50	1		08/12/14 13:16	107-06-2	
1,1-Dichloroethene	ND	ug/L	5.0	0.50	1		08/12/14 13:16	75-35-4	
cis-1,2-Dichloroethene	ND	ug/L	5.0	0.50	1		08/12/14 13:16	156-59-2	
trans-1,2-Dichloroethene	ND	ug/L	5.0	0.50	1		08/12/14 13:16	156-60-5	
1,2-Dichloropropane	ND	ug/L	5.0	0.50	1		08/12/14 13:16	78-87-5	
cis-1,3-Dichloropropene	ND	ug/L	1.0	0.50	1		08/12/14 13:16	10061-01-5	
trans-1,3-Dichloropropene	ND	ug/L	1.0	0.50	1		08/12/14 13:16	10061-02-6	
Ethylbenzene	ND	ug/L	5.0	0.50	1		08/12/14 13:16	100-41-4	
2-Hexanone	ND	ug/L	10.0	5.0	1		08/12/14 13:16	591-78-6	
Methylene chloride	ND	ug/L	5.0	0.50	1		08/12/14 13:16	75-09-2	
4-Methyl-2-pentanone (MIBK)	ND	ug/L	10.0	2.5	1		08/12/14 13:16	108-10-1	
Styrene	ND	ug/L	5.0	0.50	1		08/12/14 13:16	100-42-5	
1,1,2,2-Tetrachloroethane	ND	ug/L	1.0	0.50	1		08/12/14 13:16	79-34-5	
Tetrachloroethene	ND	ug/L	5.0	0.50	1		08/12/14 13:16	127-18-4	
Toluene	ND	ug/L	5.0	0.50	1		08/12/14 13:16	108-88-3	
1,1,1-Trichloroethane	ND	ug/L	5.0	0.50	1		08/12/14 13:16	71-55-6	
1,1,2-Trichloroethane	ND	ug/L	5.0	0.50	1		08/12/14 13:16	79-00-5	
Trichloroethene	ND	ug/L	5.0	0.50	1		08/12/14 13:16	79-01-6	
Vinyl chloride	ND	ug/L	2.0	0.50	1		08/12/14 13:16	75-01-4	
Xylene (Total)	ND	ug/L	5.0	1.5	1		08/12/14 13:16	1330-20-7	
Surrogates									
4-Bromofluorobenzene (S)	102	%	80-120		1		08/12/14 13:16	460-00-4	
1,2-Dichloroethane-d4 (S)	97	%	80-120		1		08/12/14 13:16	17060-07-0	
Toluene-d8 (S)	101	%	80-120		1		08/12/14 13:16	2037-26-5	
Preservation pH	**1.0**		0.10	0.10	1		08/12/14 13:16		

This report shall not be reproduced, except in full,
without the written consent of Pace Analytical Services, Inc..

Pace Analytical Services, Inc.
9608 Loiret Blvd.
Lenexa, KS 66219
(913)599-5665

ANALYTICAL RESULTS

Project: FORT SMITH, AR
Pace Project No.: 60175526

Sample: DP-44 - 082014 **Lab ID: 60175526005** Collected: 08/11/14 14:20 Received: 08/12/14 01:30 Matrix: Water

Parameters	Results	Units	Report Limit	MDL	DF	Prepared	Analyzed	CAS No.	Qual
8260 MSV	Analytical Method: EPA 5030B/8260								
Acetone	ND	ug/L	50.0	25.0	5		08/12/14 13:30	67-64-1	
Benzene	ND	ug/L	25.0	2.5	5		08/12/14 13:30	71-43-2	
Bromodichloromethane	ND	ug/L	25.0	2.5	5		08/12/14 13:30	75-27-4	
Bromoform	ND	ug/L	25.0	2.5	5		08/12/14 13:30	75-25-2	
Bromomethane	ND	ug/L	35.0	12.5	5		08/12/14 13:30	74-83-9	
2-Butanone (MEK)	ND	ug/L	50.0	25.0	5		08/12/14 13:30	78-93-3	
Carbon disulfide	ND	ug/L	50.0	12.5	5		08/12/14 13:30	75-15-0	
Carbon tetrachloride	ND	ug/L	25.0	2.5	5		08/12/14 13:30	56-23-5	
Chlorobenzene	ND	ug/L	25.0	2.5	5		08/12/14 13:30	108-90-7	
Chloroethane	ND	ug/L	50.0	2.5	5		08/12/14 13:30	75-00-3	
Chloroform	ND	ug/L	25.0	2.5	5		08/12/14 13:30	67-66-3	
Chloromethane	ND	ug/L	50.0	2.5	5		08/12/14 13:30	74-87-3	
Dibromochloromethane	ND	ug/L	25.0	2.5	5		08/12/14 13:30	124-48-1	
1,1-Dichloroethane	ND	ug/L	12.0	2.5	5		08/12/14 13:30	75-34-3	
1,2-Dichloroethane	ND	ug/L	25.0	2.5	5		08/12/14 13:30	107-06-2	
1,1-Dichloroethene	ND	ug/L	25.0	2.5	5		08/12/14 13:30	75-35-4	
cis-1,2-Dichloroethene	ND	ug/L	25.0	2.5	5		08/12/14 13:30	156-59-2	
trans-1,2-Dichloroethene	ND	ug/L	25.0	2.5	5		08/12/14 13:30	156-60-5	
1,2-Dichloropropane	ND	ug/L	25.0	2.5	5		08/12/14 13:30	78-87-5	
cis-1,3-Dichloropropene	ND	ug/L	5.0	2.5	5		08/12/14 13:30	10061-01-5	
trans-1,3-Dichloropropene	ND	ug/L	5.0	2.5	5		08/12/14 13:30	10061-02-6	
Ethylbenzene	ND	ug/L	25.0	2.5	5		08/12/14 13:30	100-41-4	
2-Hexanone	ND	ug/L	50.0	25.0	5		08/12/14 13:30	591-78-6	
Methylene chloride	**3.4J**	ug/L	25.0	2.5	5		08/12/14 13:30	75-09-2	B
4-Methyl-2-pentanone (MIBK)	ND	ug/L	50.0	12.5	5		08/12/14 13:30	108-10-1	
Styrene	ND	ug/L	25.0	2.5	5		08/12/14 13:30	100-42-5	
1,1,2,2-Tetrachloroethane	ND	ug/L	5.0	2.5	5		08/12/14 13:30	79-34-5	
Tetrachloroethene	ND	ug/L	25.0	2.5	5		08/12/14 13:30	127-18-4	
Toluene	ND	ug/L	25.0	2.5	5		08/12/14 13:30	108-88-3	
1,1,1-Trichloroethane	ND	ug/L	25.0	2.5	5		08/12/14 13:30	71-55-6	
1,1,2-Trichloroethane	ND	ug/L	25.0	2.5	5		08/12/14 13:30	79-00-5	
Trichloroethene	ND	ug/L	25.0	2.5	5		08/12/14 13:30	79-01-6	
Vinyl chloride	ND	ug/L	10.0	2.5	5		08/12/14 13:30	75-01-4	
Xylene (Total)	ND	ug/L	25.0	7.5	5		08/12/14 13:30	1330-20-7	
Surrogates									
4-Bromofluorobenzene (S)	98	%	80-120		5		08/12/14 13:30	460-00-4	1e
1,2-Dichloroethane-d4 (S)	95	%	80-120		5		08/12/14 13:30	17060-07-0	
Toluene-d8 (S)	98	%	80-120		5		08/12/14 13:30	2037-26-5	
Preservation pH	**1.0**		0.10	0.10	5		08/12/14 13:30		

This report shall not be reproduced, except in full,
without the written consent of Pace Analytical Services, Inc..

Pace Analytical Services, Inc.
9608 Loiret Blvd.
Lenexa, KS 66219
(913)599-5665

ANALYTICAL RESULTS

Project: FORT SMITH, AR
Pace Project No.: 60175526

Sample: DP-45 - 082014 **Lab ID: 60175526006** Collected: 08/11/14 17:00 Received: 08/12/14 01:30 Matrix: Water

Parameters	Results	Units	Report Limit	MDL	DF	Prepared	Analyzed	CAS No.	Qual
8260 MSV	Analytical Method: EPA 5030B/8260								
Acetone	ND	ug/L	10.0	5.0	1		08/12/14 13:44	67-64-1	
Benzene	ND	ug/L	5.0	0.50	1		08/12/14 13:44	71-43-2	
Bromodichloromethane	ND	ug/L	5.0	0.50	1		08/12/14 13:44	75-27-4	
Bromoform	ND	ug/L	5.0	0.50	1		08/12/14 13:44	75-25-2	
Bromomethane	ND	ug/L	7.0	2.5	1		08/12/14 13:44	74-83-9	
2-Butanone (MEK)	ND	ug/L	10.0	5.0	1		08/12/14 13:44	78-93-3	
Carbon disulfide	ND	ug/L	10.0	2.5	1		08/12/14 13:44	75-15-0	
Carbon tetrachloride	ND	ug/L	5.0	0.50	1		08/12/14 13:44	56-23-5	
Chlorobenzene	ND	ug/L	5.0	0.50	1		08/12/14 13:44	108-90-7	
Chloroethane	ND	ug/L	10.0	0.50	1		08/12/14 13:44	75-00-3	
Chloroform	ND	ug/L	5.0	0.50	1		08/12/14 13:44	67-66-3	
Chloromethane	ND	ug/L	10.0	0.50	1		08/12/14 13:44	74-87-3	
Dibromochloromethane	ND	ug/L	5.0	0.50	1		08/12/14 13:44	124-48-1	
1,1-Dichloroethane	ND	ug/L	2.4	0.50	1		08/12/14 13:44	75-34-3	
1,2-Dichloroethane	ND	ug/L	5.0	0.50	1		08/12/14 13:44	107-06-2	
1,1-Dichloroethene	ND	ug/L	5.0	0.50	1		08/12/14 13:44	75-35-4	
cis-1,2-Dichloroethene	**1.3J**	ug/L	5.0	0.50	1		08/12/14 13:44	156-59-2	
trans-1,2-Dichloroethene	ND	ug/L	5.0	0.50	1		08/12/14 13:44	156-60-5	
1,2-Dichloropropane	ND	ug/L	5.0	0.50	1		08/12/14 13:44	78-87-5	
cis-1,3-Dichloropropene	ND	ug/L	1.0	0.50	1		08/12/14 13:44	10061-01-5	
trans-1,3-Dichloropropene	ND	ug/L	1.0	0.50	1		08/12/14 13:44	10061-02-6	
Ethylbenzene	ND	ug/L	5.0	0.50	1		08/12/14 13:44	100-41-4	
2-Hexanone	ND	ug/L	10.0	5.0	1		08/12/14 13:44	591-78-6	
Methylene chloride	ND	ug/L	5.0	0.50	1		08/12/14 13:44	75-09-2	
4-Methyl-2-pentanone (MIBK)	ND	ug/L	10.0	2.5	1		08/12/14 13:44	108-10-1	
Styrene	ND	ug/L	5.0	0.50	1		08/12/14 13:44	100-42-5	
1,1,2,2-Tetrachloroethane	ND	ug/L	1.0	0.50	1		08/12/14 13:44	79-34-5	
Tetrachloroethene	ND	ug/L	5.0	0.50	1		08/12/14 13:44	127-18-4	
Toluene	ND	ug/L	5.0	0.50	1		08/12/14 13:44	108-88-3	
1,1,1-Trichloroethane	ND	ug/L	5.0	0.50	1		08/12/14 13:44	71-55-6	
1,1,2-Trichloroethane	ND	ug/L	5.0	0.50	1		08/12/14 13:44	79-00-5	
Trichloroethene	**6.8**	ug/L	5.0	0.50	1		08/12/14 13:44	79-01-6	
Vinyl chloride	ND	ug/L	2.0	0.50	1		08/12/14 13:44	75-01-4	
Xylene (Total)	ND	ug/L	5.0	1.5	1		08/12/14 13:44	1330-20-7	
Surrogates									
4-Bromofluorobenzene (S)	98	%	80-120		1		08/12/14 13:44	460-00-4	
1,2-Dichloroethane-d4 (S)	101	%	80-120		1		08/12/14 13:44	17060-07-0	
Toluene-d8 (S)	104	%	80-120		1		08/12/14 13:44	2037-26-5	
Preservation pH	**1.0**		0.10	0.10	1		08/12/14 13:44		

This report shall not be reproduced, except in full,
without the written consent of Pace Analytical Services, Inc..

Pace Analytical Services, Inc.
9608 Loiret Blvd.
Lenexa, KS 66219
(913)599-5665

ANALYTICAL RESULTS

Project: FORT SMITH, AR
Pace Project No.: 60175526

Sample: TB7-20140811 **Lab ID: 60175526007** Collected: 08/11/14 17:00 Received: 08/12/14 01:30 Matrix: Water

Parameters	Results	Units	Report Limit	MDL	DF	Prepared	Analyzed	CAS No.	Qual
8260 MSV	Analytical Method: EPA 5030B/8260								
Acetone	ND	ug/L	10.0	5.0	1		08/12/14 11:50	67-64-1	
Benzene	ND	ug/L	5.0	0.50	1		08/12/14 11:50	71-43-2	
Bromodichloromethane	ND	ug/L	5.0	0.50	1		08/12/14 11:50	75-27-4	
Bromoform	ND	ug/L	5.0	0.50	1		08/12/14 11:50	75-25-2	
Bromomethane	ND	ug/L	7.0	2.5	1		08/12/14 11:50	74-83-9	
2-Butanone (MEK)	ND	ug/L	10.0	5.0	1		08/12/14 11:50	78-93-3	
Carbon disulfide	ND	ug/L	10.0	2.5	1		08/12/14 11:50	75-15-0	
Carbon tetrachloride	ND	ug/L	5.0	0.50	1		08/12/14 11:50	56-23-5	
Chlorobenzene	ND	ug/L	5.0	0.50	1		08/12/14 11:50	108-90-7	
Chloroethane	ND	ug/L	10.0	0.50	1		08/12/14 11:50	75-00-3	
Chloroform	ND	ug/L	5.0	0.50	1		08/12/14 11:50	67-66-3	
Chloromethane	ND	ug/L	10.0	0.50	1		08/12/14 11:50	74-87-3	
Dibromochloromethane	ND	ug/L	5.0	0.50	1		08/12/14 11:50	124-48-1	
1,1-Dichloroethane	ND	ug/L	2.4	0.50	1		08/12/14 11:50	75-34-3	
1,2-Dichloroethane	ND	ug/L	5.0	0.50	1		08/12/14 11:50	107-06-2	
1,1-Dichloroethene	ND	ug/L	5.0	0.50	1		08/12/14 11:50	75-35-4	
cis-1,2-Dichloroethene	ND	ug/L	5.0	0.50	1		08/12/14 11:50	156-59-2	
trans-1,2-Dichloroethene	ND	ug/L	5.0	0.50	1		08/12/14 11:50	156-60-5	
1,2-Dichloropropane	ND	ug/L	5.0	0.50	1		08/12/14 11:50	78-87-5	
cis-1,3-Dichloropropene	ND	ug/L	1.0	0.50	1		08/12/14 11:50	10061-01-5	
trans-1,3-Dichloropropene	ND	ug/L	1.0	0.50	1		08/12/14 11:50	10061-02-6	
Ethylbenzene	ND	ug/L	5.0	0.50	1		08/12/14 11:50	100-41-4	
2-Hexanone	ND	ug/L	10.0	5.0	1		08/12/14 11:50	591-78-6	
Methylene chloride	ND	ug/L	5.0	0.50	1		08/12/14 11:50	75-09-2	
4-Methyl-2-pentanone (MIBK)	ND	ug/L	10.0	2.5	1		08/12/14 11:50	108-10-1	
Styrene	ND	ug/L	5.0	0.50	1		08/12/14 11:50	100-42-5	
1,1,2,2-Tetrachloroethane	ND	ug/L	1.0	0.50	1		08/12/14 11:50	79-34-5	
Tetrachloroethene	ND	ug/L	5.0	0.50	1		08/12/14 11:50	127-18-4	
Toluene	ND	ug/L	5.0	0.50	1		08/12/14 11:50	108-88-3	
1,1,1-Trichloroethane	ND	ug/L	5.0	0.50	1		08/12/14 11:50	71-55-6	
1,1,2-Trichloroethane	ND	ug/L	5.0	0.50	1		08/12/14 11:50	79-00-5	
Trichloroethene	ND	ug/L	5.0	0.50	1		08/12/14 11:50	79-01-6	
Vinyl chloride	ND	ug/L	2.0	0.50	1		08/12/14 11:50	75-01-4	
Xylene (Total)	ND	ug/L	5.0	1.5	1		08/12/14 11:50	1330-20-7	
Surrogates									
4-Bromofluorobenzene (S)	100	%	80-120		1		08/12/14 11:50	460-00-4	
1,2-Dichloroethane-d4 (S)	97	%	80-120		1		08/12/14 11:50	17060-07-0	
Toluene-d8 (S)	101	%	80-120		1		08/12/14 11:50	2037-26-5	
Preservation pH	**1.0**		0.10	0.10	1		08/12/14 11:50		

This report shall not be reproduced, except in full,
without the written consent of Pace Analytical Services, Inc..

Pace Analytical Services, Inc.
9608 Loiret Blvd.
Lenexa, KS 66219
(913)599-5665

QUALITY CONTROL DATA

Project: FORT SMITH, AR
Pace Project No.: 60175526

QC Batch: MSV/63499 Analysis Method: EPA 5030B/8260
QC Batch Method: EPA 5030B/8260 Analysis Description: 8260 MSV Water 10 mL Purge
Associated Lab Samples: 60175526001, 60175526002, 60175526003, 60175526004, 60175526005, 60175526006, 60175526007

METHOD BLANK: 1424053 Matrix: Water
Associated Lab Samples: 60175526001, 60175526002, 60175526003, 60175526004, 60175526005, 60175526006, 60175526007

Parameter	Units	Blank Result	Reporting Limit	Analyzed	Qualifiers
1,1,1-Trichloroethane	ug/L	ND	5.0	08/12/14 11:17	
1,1,2,2-Tetrachloroethane	ug/L	ND	1.0	08/12/14 11:17	
1,1,2-Trichloroethane	ug/L	ND	5.0	08/12/14 11:17	
1,1-Dichloroethane	ug/L	ND	2.4	08/12/14 11:17	
1,1-Dichloroethene	ug/L	ND	5.0	08/12/14 11:17	
1,2-Dichloroethane	ug/L	ND	5.0	08/12/14 11:17	
1,2-Dichloropropane	ug/L	ND	5.0	08/12/14 11:17	
2-Butanone (MEK)	ug/L	ND	10.0	08/12/14 11:17	
2-Hexanone	ug/L	ND	10.0	08/12/14 11:17	
4-Methyl-2-pentanone (MIBK)	ug/L	ND	10.0	08/12/14 11:17	
Acetone	ug/L	ND	10.0	08/12/14 11:17	
Benzene	ug/L	ND	5.0	08/12/14 11:17	
Bromodichloromethane	ug/L	ND	5.0	08/12/14 11:17	
Bromoform	ug/L	ND	5.0	08/12/14 11:17	
Bromomethane	ug/L	ND	7.0	08/12/14 11:17	
Carbon disulfide	ug/L	ND	10.0	08/12/14 11:17	
Carbon tetrachloride	ug/L	ND	5.0	08/12/14 11:17	
Chlorobenzene	ug/L	ND	5.0	08/12/14 11:17	
Chloroethane	ug/L	ND	10.0	08/12/14 11:17	
Chloroform	ug/L	ND	5.0	08/12/14 11:17	
Chloromethane	ug/L	ND	10.0	08/12/14 11:17	
cis-1,2-Dichloroethene	ug/L	ND	5.0	08/12/14 11:17	
cis-1,3-Dichloropropene	ug/L	ND	1.0	08/12/14 11:17	
Dibromochloromethane	ug/L	ND	5.0	08/12/14 11:17	
Ethylbenzene	ug/L	ND	5.0	08/12/14 11:17	
Methylene chloride	ug/L	0.53J	5.0	08/12/14 11:17	
Styrene	ug/L	ND	5.0	08/12/14 11:17	
Tetrachloroethene	ug/L	ND	5.0	08/12/14 11:17	
Toluene	ug/L	ND	5.0	08/12/14 11:17	
trans-1,2-Dichloroethene	ug/L	ND	5.0	08/12/14 11:17	
trans-1,3-Dichloropropene	ug/L	ND	1.0	08/12/14 11:17	
Trichloroethene	ug/L	ND	5.0	08/12/14 11:17	
Vinyl chloride	ug/L	ND	2.0	08/12/14 11:17	
Xylene (Total)	ug/L	ND	5.0	08/12/14 11:17	
1,2-Dichloroethane-d4 (S)	%	100	80-120	08/12/14 11:17	
4-Bromofluorobenzene (S)	%	99	80-120	08/12/14 11:17	
Toluene-d8 (S)	%	104	80-120	08/12/14 11:17	

Results presented on this page are in the units indicated by the "Units" column except where an alternate unit is presented to the right of the result.

This report shall not be reproduced, except in full,
without the written consent of Pace Analytical Services, Inc..

Pace Analytical Services, Inc.
9608 Loiret Blvd.
Lenexa, KS 66219
(913)599-5665

QUALITY CONTROL DATA

Project: FORT SMITH, AR
Pace Project No.: 60175526

LABORATORY CONTROL SAMPLE: 1424054

Parameter	Units	Spike Conc.	LCS Result	LCS % Rec	% Rec Limits	Qualifiers
1,1,1-Trichloroethane	ug/L	20	19.3	96	80-121	
1,1,2,2-Tetrachloroethane	ug/L	20	18.9	94	73-124	
1,1,2-Trichloroethane	ug/L	20	19.7	98	80-120	
1,1-Dichloroethane	ug/L	20	19.4	97	77-120	
1,1-Dichloroethene	ug/L	20	20.0	100	78-126	
1,2-Dichloroethane	ug/L	20	19.1	96	77-123	
1,2-Dichloropropane	ug/L	20	19.6	98	80-121	
2-Butanone (MEK)	ug/L	100	100	100	52-145	
2-Hexanone	ug/L	100	103	103	57-139	
4-Methyl-2-pentanone (MIBK)	ug/L	100	102	102	71-131	
Acetone	ug/L	100	104	104	32-155	
Benzene	ug/L	20	19.0	95	80-120	
Bromodichloromethane	ug/L	20	18.9	94	80-120	
Bromoform	ug/L	20	19.1	95	73-124	
Bromomethane	ug/L	20	20.1	101	31-144	
Carbon disulfide	ug/L	20	21.8	109	65-125	
Carbon tetrachloride	ug/L	20	19.3	97	78-128	
Chlorobenzene	ug/L	20	19.4	97	80-120	
Chloroethane	ug/L	20	17.8	89	55-137	
Chloroform	ug/L	20	19.3	96	79-120	
Chloromethane	ug/L	20	19.9	100	22-138	
cis-1,2-Dichloroethene	ug/L	20	19.6	98	80-120	
cis-1,3-Dichloropropene	ug/L	20	19.0	95	80-120	
Dibromochloromethane	ug/L	20	20.0	100	80-120	
Ethylbenzene	ug/L	20	19.2	96	80-121	
Methylene chloride	ug/L	20	19.2	96	73-126	
Styrene	ug/L	20	20.1	101	80-120	
Tetrachloroethene	ug/L	20	19.3	96	80-121	
Toluene	ug/L	20	19.2	96	80-122	
trans-1,2-Dichloroethene	ug/L	20	18.9	94	79-121	
trans-1,3-Dichloropropene	ug/L	20	19.1	96	80-127	
Trichloroethene	ug/L	20	19.9	100	80-120	
Vinyl chloride	ug/L	20	18.7	94	59-120	
Xylene (Total)	ug/L	60	59.5	99	80-121	
1,2-Dichloroethane-d4 (S)	%			97	80-120	
4-Bromofluorobenzene (S)	%			104	80-120	
Toluene-d8 (S)	%			99	80-120	

Results presented on this page are in the units indicated by the "Units" column except where an alternate unit is presented to the right of the result.

This report shall not be reproduced, except in full,
without the written consent of Pace Analytical Services, Inc..

Pace Analytical Services, Inc.
9608 Loiret Blvd.
Lenexa, KS 66219
(913)599-5665

QUALIFIERS

Project: FORT SMITH, AR
Pace Project No.: 60175526

DEFINITIONS

DF - Dilution Factor, if reported, represents the factor applied to the reported data due to changes in sample preparation, dilution of the sample aliquot, or moisture content.

ND - Not Detected at or above adjusted reporting limit.

J - Estimated concentration above the adjusted method detection limit and below the adjusted reporting limit.

MDL - Adjusted Method Detection Limit.

PQL - Practical Quantitation Limit.

RL - Reporting Limit.

S - Surrogate

1,2-Diphenylhydrazine (8270 listed analyte) decomposes to Azobenzene.

Consistent with EPA guidelines, unrounded data are displayed and have been used to calculate % recovery and RPD values.

LCS(D) - Laboratory Control Sample (Duplicate)

MS(D) - Matrix Spike (Duplicate)

DUP - Sample Duplicate

RPD - Relative Percent Difference

NC - Not Calculable.

SG - Silica Gel - Clean-Up

U - Indicates the compound was analyzed for, but not detected.

N-Nitrosodiphenylamine decomposes and cannot be separated from Diphenylamine using Method 8270. The result reported for each analyte is a combined concentration.

Pace Analytical is TNI accredited. Contact your Pace PM for the current list of accredited analytes.

TNI - The NELAC Institute.

BATCH QUALIFIERS

Batch: MSV/63499

[M5]	A matrix spike/matrix spike duplicate was not performed for this batch due to insufficient sample volume.

ANALYTE QUALIFIERS

1e	Sample was diluted due to the presence of high levels of sediment in the vial.
B	Analyte was detected in the associated method blank.

This report shall not be reproduced, except in full,
without the written consent of Pace Analytical Services, Inc..

Pace Analytical Services, Inc.
9608 Loiret Blvd.
Lenexa, KS 66219
(913)599-5665

QUALITY CONTROL DATA CROSS REFERENCE TABLE

Project: FORT SMITH, AR
Pace Project No.: 60175526

Lab ID	Sample ID	QC Batch Method	QC Batch	Analytical Method	Analytical Batch
60175526001	**DP-41 - 082014**	EPA 5030B/8260	MSV/63499		
60175526002	**DP-40 - 082014**	EPA 5030B/8260	MSV/63499		
60175526003	**DP-42 - 082014**	EPA 5030B/8260	MSV/63499		
60175526004	**DP-43 - 082014**	EPA 5030B/8260	MSV/63499		
60175526005	**DP-44 - 082014**	EPA 5030B/8260	MSV/63499		
60175526006	**DP-45 - 082014**	EPA 5030B/8260	MSV/63499		
60175526007	**TB7-20140811**	EPA 5030B/8260	MSV/63499		

This report shall not be reproduced, except in full,
without the written consent of Pace Analytical Services, Inc..

Pace Analytical
www.pacelabs.com

Sample Condition Upon Receipt

WO#: 60175526

60175526

Client Name: Environ

Courier: Fed Ex ☐ UPS ☐ USPS ☐ Client ☐ Commercial ☐ Pace ☐ Other ☒ xroad

Tracking #: _____ Pace Shipping Label Used? Yes ☐ No ☑

Custody Seal on Cooler/Box Present: Yes ☑ No ☐ Seals intact: Yes ☑ No ☐

Packing Material: Bubble Wrap ☐ Bubble Bags ☐ Foam ☐ None ☐ Other ☑ ZPIC

Thermometer Used: T-239 / T-194 Type of Ice: Wet Blue None (circle one) ☐ Samples received on ice, cooling process has begun.

Cooler Temperature: 2.6

Temperature should be above freezing to 6°C

Optional
Proj Due Date:
Proj Name:

Date and initials of person examining contents: AW 8/12/14

Chain of Custody present:	☑Yes ☐No ☐N/A	1.
Chain of Custody filled out:	☑Yes ☐No ☐N/A	2.
Chain of Custody relinquished:	☑Yes ☐No ☐N/A	3.
Sampler name & signature on COC:	☑Yes ☐No ☐N/A	4.
Samples arrived within holding time:	☑Yes ☐No ☐N/A	5.
Short Hold Time analyses (<72hr):	☑Yes ☐No ☐N/A	6. ~~KTFS~~ AW 8/12
Rush Turn Around Time requested:	☑Yes ☐No ☐N/A	7. 1Day
Sufficient volume:	☑Yes ☐No ☐N/A	8.
Correct containers used:	☑Yes ☐No ☐N/A	
Pace containers used:	☑Yes ☐No ☐N/A	9.
Containers intact:	☑Yes ☐No ☐N/A	10.
Unpreserved 5035A soils frozen w/in 48hrs?	☐Yes ☐No ☑N/A	11.
Filtered volume received for dissolved tests?	☐Yes ☐No ☑N/A	12.
Sample labels match COC: Includes date/time/ID/analyses Matrix: WT/SL	☑Yes ☐No ☐N/A	13.
All containers needing preservation have been checked.	☐Yes ☐No ☑N/A	
All containers needing preservation are found to be in compliance with EPA recommendation.	☐Yes ☐No ☑N/A	14.
Exceptions: VOA, coliform, TOC, O&G, WI-DRO (water), Phenolics	☑Yes ☐No	Initial when completed / Lot # of added preservative
Trip Blank present:	☑Yes ☐No ☐N/A	
Pace Trip Blank lot # (if purchased): 020314-3		15.
Headspace in VOA vials (>6mm):	☐Yes ☑No ☐N/A	16.
Project sampled in USDA Regulated Area:	☐Yes ☑No ☐N/A	17. List State: AR

Client Notification/ Resolution: Copy COC to Client? Y / N Field Data Required? Y / N

Person Contacted: _____ Date/Time: _____

Comments/ Resolution: _____

Project Manager Review: _____ Date: 8/12

Pace Analytical
www.pacelabs.com

CHAIN-OF-CUSTODY / Analytical Request Document

The Chain-of-Custody is a LEGAL DOCUMENT. All relevant fields must be completed accurately.

Section A Required Client Information:

Company:	Environ
Address:	7500 College Blvd., Ste. 925
	Overland Park, KS 66210
Email To:	wstonestreet@environcorp.com
Phone: 913-553-5926	Fax:
Requested Due Date/TAT:	24HR

Section B Required Project Information:

Report To:	Wendy Stonestreet
Copy To:	Tamara Gleason
	tgleason@environcorp.com
Purchase Order No.:	
Project Name:	Fort Smith, AR
Project Number:	

Section C Invoice Information:

Attention:	Tamara Gleason
Company Name:	
Address:	
Pace Quote Reference:	
Pace Project Manager:	MJ Walls
Pace Profile #:	7444, line 1

REGULATORY AGENCY

☐ NPDES ☐ GROUND WATER ☐ DRINKING WATER
☐ UST ☐ RCRA ☐ OTHER _____

Site Location STATE: AR

Section D Required Client Information

Valid Matrix Codes

MATRIX	CODE
DRINKING WATER	DW
WATER	WT
WASTE WATER	WW
PRODUCT	P
SOIL/SOLID	SL
OIL	OL
WIPE	WP
AIR	AR
OTHER	OT
TISSUE	TS

SAMPLE ID (A-Z, 0-9 / ,-) Sample IDs MUST BE UNIQUE

Requested Analysis Filtered (Y/N)

ITEM #	SAMPLE ID	MATRIX CODE (see valid codes to left)	SAMPLE TYPE (G=GRAB C=COMP)	COLLECTED Composite Start DATE	COLLECTED Composite Start TIME	COLLECTED Composite End/Grab DATE	COLLECTED Composite End/Grab TIME	SAMPLE TEMP AT COLLECTION	# OF CONTAINERS	Preservatives: Unpreserved	H_2SO_4	HNO_3	HCl	NaOH	$Na_2S_2O_3$	Methanol	Other	Analysis Test: 8260 client specific list	Residual Chlorine (Y/N)	Pace Project No./ Lab I.D.
1	DP-41-082014	WT	G			8/11/14	1150		1				X					X		~~1D69H~~ 1D69H 01
2	DP-40-082014	WT	G			8/11/14	1130		3				X					X		3D69H 02
3	DP-42-082014	WT	G			8/11/14	1305		3				X					X		03
4	DP-43-082014	WT	G			8/11/14	1535		3				X					X		04
5	DP-44-082014	WT	G			8/11/14	1420		3				X					X		05
6	DP-45-082014	WT	G			8/11/14	1700		3				X					X		06
7																				2D69H TB 07
8																				
9																				
10																				
11																				
12																				

N 8/12/14

60175526

ADDITIONAL COMMENTS	RELINQUISHED BY / AFFILIATION	DATE	TIME	ACCEPTED BY / AFFILIATION	DATE	TIME	SAMPLE CONDITIONS			
	[signature] / ENVIRON	8/11/14	1730	[signature] PASE	8/12/14	0130	2.6	Y	Y	Y

SAMPLER NAME AND SIGNATURE

PRINT Name of SAMPLER: Nick Zurweller

SIGNATURE of SAMPLER: [signature] DATE Signed (MM/DD/YY): 8/11/14

Temp in °C | Received on Ice (Y/N) | Custody Sealed Cooler (Y/N) | Samples Intact (Y/N)

*Important Note: By signing this form you are accepting Pace's NET 30 day payment terms and agreeing to late charges of 1.5% per month for any invoices not paid within 30 days.

F-ALL-Q-020rev.07, 15-Feb-2007

Pace Analytical Services, Inc.
9608 Loiret Blvd.
Lenexa, KS 66219
(913)599-5665

August 14, 2014

Wendy Stonestreet
Environ International Corporation
7500 College Blvd Ste 925
Overland Park, KS 66210

RE: Project: FORT SMITH AR
Pace Project No.: 60175646

Dear Wendy Stonestreet:
Enclosed are the analytical results for sample(s) received by the laboratory on August 13, 2014. The results relate only to the samples included in this report. Results reported herein conform to the most current TNI standards and the laboratory's Quality Assurance Manual, where applicable, unless otherwise noted in the body of the report.

If you have any questions concerning this report, please feel free to contact me.

Sincerely,

Mary Jane Walls
maryjane.walls@pacelabs.com
PM Lab Management

Enclosures

cc: EDD, Environ_AR
Tamara Gleason, ENVIRON International Corporation

This report shall not be reproduced, except in full,
without the written consent of Pace Analytical Services, Inc..

Pace Analytical Services, Inc.
9608 Loiret Blvd.
Lenexa, KS 66219
(913)599-5665

CERTIFICATIONS

Project: FORT SMITH AR
Pace Project No.: 60175646

Kansas Certification IDs
9608 Loiret Boulevard, Lenexa, KS 66219
WY STR Certification #: 2456.01
Arkansas Certification #: 13-012-0
Illinois Certification #: 003097
Iowa Certification #: 118
Kansas/NELAP Certification #: E-10116
Louisiana Certification #: 03055
Nevada Certification #: KS000212008A
Oklahoma Certification #: 9205/9935
Texas Certification #: T104704407
Utah Certification #: KS00021

This report shall not be reproduced, except in full,
without the written consent of Pace Analytical Services, Inc..

Pace Analytical Services, Inc.
9608 Loiret Blvd.
Lenexa, KS 66219
(913)599-5665

SAMPLE SUMMARY

Project: FORT SMITH AR
Pace Project No.: 60175646

Lab ID	Sample ID	Matrix	Date Collected	Date Received
60175646001	**DP-46-SL (4.5 FT) - 20140812**	Solid	08/12/14 08:00	08/13/14 08:30
60175646002	**DP-46-SL (13.5 FT) - 20140812**	Solid	08/12/14 08:30	08/13/14 08:30
60175646003	**DP-46-SL (18.0 FT) - 20140812**	Solid	08/12/14 08:50	08/13/14 08:30
60175646004	**DP-47-SL (5.0 FT) - 20140812**	Solid	08/12/14 13:50	08/13/14 08:30
60175646005	**DP-47-SL (22.0 FT) - 20140812**	Solid	08/12/14 14:40	08/13/14 08:30
60175646006	**TB15-20140812**	Solid	08/12/14 08:00	08/13/14 08:30

This report shall not be reproduced, except in full,
without the written consent of Pace Analytical Services, Inc..

Pace Analytical Services, Inc.
9608 Loiret Blvd.
Lenexa, KS 66219
(913)599-5665

SAMPLE ANALYTE COUNT

Project: FORT SMITH AR
Pace Project No.: 60175646

Lab ID	Sample ID	Method	Analysts	Analytes Reported
60175646001	**DP-46-SL (4.5 FT) - 20140812**	EPA 8260	TJT	37
		ASTM D2974	DWC	1
60175646002	**DP-46-SL (13.5 FT) - 20140812**	EPA 8260	TJT	37
		ASTM D2974	DWC	1
60175646003	**DP-46-SL (18.0 FT) - 20140812**	EPA 8260	TJT	37
		ASTM D2974	DWC	1
60175646004	**DP-47-SL (5.0 FT) - 20140812**	EPA 8260	TJT	37
		ASTM D2974	DWC	1
60175646005	**DP-47-SL (22.0 FT) - 20140812**	EPA 8260	TJT	37
		ASTM D2974	DWC	1
60175646006	**TB15-20140812**	EPA 8260	TJT	37

This report shall not be reproduced, except in full,
without the written consent of Pace Analytical Services, Inc..

Pace Analytical Services, Inc.
9608 Loiret Blvd.
Lenexa, KS 66219
(913)599-5665

PROJECT NARRATIVE

Project: FORT SMITH AR
Pace Project No.: 60175646

Method: **EPA 8260**
Description: 8260 MSV 5035A VOA
Client: Environ_AR
Date: August 14, 2014

General Information:
6 samples were analyzed for EPA 8260. All samples were received in acceptable condition with any exceptions noted below.

Hold Time:
The samples were analyzed within the method required hold times with any exceptions noted below.

Initial Calibrations (including MS Tune as applicable):
All criteria were within method requirements with any exceptions noted below.

Continuing Calibration:
All criteria were within method requirements with any exceptions noted below.

Internal Standards:
All internal standards were within QC limits with any exceptions noted below.

Surrogates:
All surrogates were within QC limits with any exceptions noted below.

Method Blank:
All analytes were below the report limit in the method blank, where applicable, with any exceptions noted below.

Laboratory Control Spike:
All laboratory control spike compounds were within QC limits with any exceptions noted below.

Matrix Spikes:
All percent recoveries and relative percent differences (RPDs) were within acceptance criteria with any exceptions noted below.

QC Batch: MSV/63525

A matrix spike/matrix spike duplicate was not performed due to insufficient sample volume.

Additional Comments:

This data package has been reviewed for quality and completeness and is approved for release.

This report shall not be reproduced, except in full,
without the written consent of Pace Analytical Services, Inc..

Pace Analytical Services, Inc.
9608 Loiret Blvd.
Lenexa, KS 66219
(913)599-5665

ANALYTICAL RESULTS

Project: FORT SMITH AR
Pace Project No.: 60175646

Sample: DP-46-SL (4.5 FT) - 20140812 **Lab ID: 60175646001** Collected: 08/12/14 08:00 Received: 08/13/14 08:30 Matrix: Solid

Results reported on a "dry-weight" basis

Parameters	Results	Units	Report Limit	MDL	DF	Prepared	Analyzed	CAS No.	Qual
8260 MSV 5035A VOA	Analytical Method: EPA 8260								
Acetone	ND	ug/kg	21.0	10.5	1		08/13/14 15:28	67-64-1	
Benzene	ND	ug/kg	5.2	2.6	1		08/13/14 15:28	71-43-2	
Bromodichloromethane	ND	ug/kg	5.2	2.6	1		08/13/14 15:28	75-27-4	
Bromoform	ND	ug/kg	5.2	2.6	1		08/13/14 15:28	75-25-2	
Bromomethane	ND	ug/kg	5.2	2.6	1		08/13/14 15:28	74-83-9	
2-Butanone (MEK)	ND	ug/kg	10.5	5.2	1		08/13/14 15:28	78-93-3	
Carbon disulfide	ND	ug/kg	5.2	2.6	1		08/13/14 15:28	75-15-0	
Carbon tetrachloride	ND	ug/kg	5.2	2.6	1		08/13/14 15:28	56-23-5	
Chlorobenzene	ND	ug/kg	5.2	2.6	1		08/13/14 15:28	108-90-7	
Chloroethane	ND	ug/kg	5.2	2.6	1		08/13/14 15:28	75-00-3	
Chloroform	ND	ug/kg	5.2	2.6	1		08/13/14 15:28	67-66-3	
Chloromethane	ND	ug/kg	5.2	2.6	1		08/13/14 15:28	74-87-3	
Dibromochloromethane	ND	ug/kg	5.2	2.6	1		08/13/14 15:28	124-48-1	
1,1-Dichloroethane	ND	ug/kg	5.2	2.6	1		08/13/14 15:28	75-34-3	
1,2-Dichloroethane	ND	ug/kg	5.2	2.6	1		08/13/14 15:28	107-06-2	
1,1-Dichloroethene	ND	ug/kg	5.2	2.6	1		08/13/14 15:28	75-35-4	
cis-1,2-Dichloroethene	ND	ug/kg	5.2	2.6	1		08/13/14 15:28	156-59-2	
trans-1,2-Dichloroethene	ND	ug/kg	5.2	2.6	1		08/13/14 15:28	156-60-5	
1,2-Dichloropropane	ND	ug/kg	5.2	2.6	1		08/13/14 15:28	78-87-5	
cis-1,3-Dichloropropene	ND	ug/kg	5.2	2.6	1		08/13/14 15:28	10061-01-5	
trans-1,3-Dichloropropene	ND	ug/kg	5.2	2.6	1		08/13/14 15:28	10061-02-6	
Ethylbenzene	ND	ug/kg	5.2	2.6	1		08/13/14 15:28	100-41-4	
2-Hexanone	ND	ug/kg	21.0	10.5	1		08/13/14 15:28	591-78-6	
Methylene chloride	ND	ug/kg	5.2	2.6	1		08/13/14 15:28	75-09-2	
4-Methyl-2-pentanone (MIBK)	ND	ug/kg	10.5	5.2	1		08/13/14 15:28	108-10-1	
Styrene	ND	ug/kg	5.2	2.6	1		08/13/14 15:28	100-42-5	
1,1,2,2-Tetrachloroethane	ND	ug/kg	5.2	2.6	1		08/13/14 15:28	79-34-5	
Tetrachloroethene	ND	ug/kg	5.2	2.6	1		08/13/14 15:28	127-18-4	
Toluene	ND	ug/kg	5.2	2.6	1		08/13/14 15:28	108-88-3	
1,1,1-Trichloroethane	ND	ug/kg	5.2	2.6	1		08/13/14 15:28	71-55-6	
1,1,2-Trichloroethane	ND	ug/kg	5.2	2.6	1		08/13/14 15:28	79-00-5	
Trichloroethene	ND	ug/kg	5.2	2.6	1		08/13/14 15:28	79-01-6	
Vinyl chloride	ND	ug/kg	5.2	2.6	1		08/13/14 15:28	75-01-4	
Xylene (Total)	ND	ug/kg	5.2	2.6	1		08/13/14 15:28	1330-20-7	
Surrogates									
Toluene-d8 (S)	101	%	80-120		1		08/13/14 15:28	2037-26-5	
4-Bromofluorobenzene (S)	100	%	76-123		1		08/13/14 15:28	460-00-4	
1,2-Dichloroethane-d4 (S)	102	%	75-129		1		08/13/14 15:28	17060-07-0	
Percent Moisture	Analytical Method: ASTM D2974								
Percent Moisture	**14.5**	%	0.50	0.50	1		08/13/14 00:00		

REPORT OF LABORATORY ANALYSIS

This report shall not be reproduced, except in full,
without the written consent of Pace Analytical Services, Inc..

Pace Analytical Services, Inc.
9608 Loiret Blvd.
Lenexa, KS 66219
(913)599-5665

ANALYTICAL RESULTS

Project: FORT SMITH AR
Pace Project No.: 60175646

Sample: DP-46-SL (13.5 FT) - 20140812 **Lab ID: 60175646002** Collected: 08/12/14 08:30 Received: 08/13/14 08:30 Matrix: Solid

Results reported on a "dry-weight" basis

Parameters	Results	Units	Report Limit	MDL	DF	Prepared	Analyzed	CAS No.	Qual
8260 MSV 5035A VOA	Analytical Method: EPA 8260								
Acetone	ND	ug/kg	16.6	8.3	1		08/13/14 15:43	67-64-1	
Benzene	ND	ug/kg	4.2	2.1	1		08/13/14 15:43	71-43-2	
Bromodichloromethane	ND	ug/kg	4.2	2.1	1		08/13/14 15:43	75-27-4	
Bromoform	ND	ug/kg	4.2	2.1	1		08/13/14 15:43	75-25-2	
Bromomethane	ND	ug/kg	4.2	2.1	1		08/13/14 15:43	74-83-9	
2-Butanone (MEK)	ND	ug/kg	8.3	4.2	1		08/13/14 15:43	78-93-3	
Carbon disulfide	ND	ug/kg	4.2	2.1	1		08/13/14 15:43	75-15-0	
Carbon tetrachloride	ND	ug/kg	4.2	2.1	1		08/13/14 15:43	56-23-5	
Chlorobenzene	ND	ug/kg	4.2	2.1	1		08/13/14 15:43	108-90-7	
Chloroethane	ND	ug/kg	4.2	2.1	1		08/13/14 15:43	75-00-3	
Chloroform	ND	ug/kg	4.2	2.1	1		08/13/14 15:43	67-66-3	
Chloromethane	ND	ug/kg	4.2	2.1	1		08/13/14 15:43	74-87-3	
Dibromochloromethane	ND	ug/kg	4.2	2.1	1		08/13/14 15:43	124-48-1	
1,1-Dichloroethane	ND	ug/kg	4.2	2.1	1		08/13/14 15:43	75-34-3	
1,2-Dichloroethane	ND	ug/kg	4.2	2.1	1		08/13/14 15:43	107-06-2	
1,1-Dichloroethene	ND	ug/kg	4.2	2.1	1		08/13/14 15:43	75-35-4	
cis-1,2-Dichloroethene	ND	ug/kg	4.2	2.1	1		08/13/14 15:43	156-59-2	
trans-1,2-Dichloroethene	ND	ug/kg	4.2	2.1	1		08/13/14 15:43	156-60-5	
1,2-Dichloropropane	ND	ug/kg	4.2	2.1	1		08/13/14 15:43	78-87-5	
cis-1,3-Dichloropropene	ND	ug/kg	4.2	2.1	1		08/13/14 15:43	10061-01-5	
trans-1,3-Dichloropropene	ND	ug/kg	4.2	2.1	1		08/13/14 15:43	10061-02-6	
Ethylbenzene	ND	ug/kg	4.2	2.1	1		08/13/14 15:43	100-41-4	
2-Hexanone	ND	ug/kg	16.6	8.3	1		08/13/14 15:43	591-78-6	
Methylene chloride	ND	ug/kg	4.2	2.1	1		08/13/14 15:43	75-09-2	
4-Methyl-2-pentanone (MIBK)	ND	ug/kg	8.3	4.2	1		08/13/14 15:43	108-10-1	
Styrene	ND	ug/kg	4.2	2.1	1		08/13/14 15:43	100-42-5	
1,1,2,2-Tetrachloroethane	ND	ug/kg	4.2	2.1	1		08/13/14 15:43	79-34-5	
Tetrachloroethene	ND	ug/kg	4.2	2.1	1		08/13/14 15:43	127-18-4	
Toluene	ND	ug/kg	4.2	2.1	1		08/13/14 15:43	108-88-3	
1,1,1-Trichloroethane	ND	ug/kg	4.2	2.1	1		08/13/14 15:43	71-55-6	
1,1,2-Trichloroethane	ND	ug/kg	4.2	2.1	1		08/13/14 15:43	79-00-5	
Trichloroethene	ND	ug/kg	4.2	2.1	1		08/13/14 15:43	79-01-6	
Vinyl chloride	ND	ug/kg	4.2	2.1	1		08/13/14 15:43	75-01-4	
Xylene (Total)	ND	ug/kg	4.2	2.1	1		08/13/14 15:43	1330-20-7	
Surrogates									
Toluene-d8 (S)	102	%	80-120		1		08/13/14 15:43	2037-26-5	
4-Bromofluorobenzene (S)	99	%	76-123		1		08/13/14 15:43	460-00-4	
1,2-Dichloroethane-d4 (S)	101	%	75-129		1		08/13/14 15:43	17060-07-0	
Percent Moisture	Analytical Method: ASTM D2974								
Percent Moisture	**14.2**	%	0.50	0.50	1		08/13/14 00:00		

REPORT OF LABORATORY ANALYSIS

This report shall not be reproduced, except in full,
without the written consent of Pace Analytical Services, Inc..

Pace Analytical Services, Inc.
9608 Loiret Blvd.
Lenexa, KS 66219
(913)599-5665

ANALYTICAL RESULTS

Project: FORT SMITH AR
Pace Project No.: 60175646

Sample: DP-46-SL (18.0 FT) - 20140812 **Lab ID: 60175646003** Collected: 08/12/14 08:50 Received: 08/13/14 08:30 Matrix: Solid

Results reported on a "dry-weight" basis

Parameters	Results	Units	Report Limit	MDL	DF	Prepared	Analyzed	CAS No.	Qual
8260 MSV 5035A VOA	Analytical Method: EPA 8260								
Acetone	ND	ug/kg	16.7	8.3	1		08/13/14 15:58	67-64-1	
Benzene	ND	ug/kg	4.2	2.1	1		08/13/14 15:58	71-43-2	
Bromodichloromethane	ND	ug/kg	4.2	2.1	1		08/13/14 15:58	75-27-4	
Bromoform	ND	ug/kg	4.2	2.1	1		08/13/14 15:58	75-25-2	
Bromomethane	ND	ug/kg	4.2	2.1	1		08/13/14 15:58	74-83-9	
2-Butanone (MEK)	ND	ug/kg	8.3	4.2	1		08/13/14 15:58	78-93-3	
Carbon disulfide	ND	ug/kg	4.2	2.1	1		08/13/14 15:58	75-15-0	
Carbon tetrachloride	ND	ug/kg	4.2	2.1	1		08/13/14 15:58	56-23-5	
Chlorobenzene	ND	ug/kg	4.2	2.1	1		08/13/14 15:58	108-90-7	
Chloroethane	ND	ug/kg	4.2	2.1	1		08/13/14 15:58	75-00-3	
Chloroform	ND	ug/kg	4.2	2.1	1		08/13/14 15:58	67-66-3	
Chloromethane	ND	ug/kg	4.2	2.1	1		08/13/14 15:58	74-87-3	
Dibromochloromethane	ND	ug/kg	4.2	2.1	1		08/13/14 15:58	124-48-1	
1,1-Dichloroethane	ND	ug/kg	4.2	2.1	1		08/13/14 15:58	75-34-3	
1,2-Dichloroethane	ND	ug/kg	4.2	2.1	1		08/13/14 15:58	107-06-2	
1,1-Dichloroethene	ND	ug/kg	4.2	2.1	1		08/13/14 15:58	75-35-4	
cis-1,2-Dichloroethene	ND	ug/kg	4.2	2.1	1		08/13/14 15:58	156-59-2	
trans-1,2-Dichloroethene	ND	ug/kg	4.2	2.1	1		08/13/14 15:58	156-60-5	
1,2-Dichloropropane	ND	ug/kg	4.2	2.1	1		08/13/14 15:58	78-87-5	
cis-1,3-Dichloropropene	ND	ug/kg	4.2	2.1	1		08/13/14 15:58	10061-01-5	
trans-1,3-Dichloropropene	ND	ug/kg	4.2	2.1	1		08/13/14 15:58	10061-02-6	
Ethylbenzene	ND	ug/kg	4.2	2.1	1		08/13/14 15:58	100-41-4	
2-Hexanone	ND	ug/kg	16.7	8.3	1		08/13/14 15:58	591-78-6	
Methylene chloride	ND	ug/kg	4.2	2.1	1		08/13/14 15:58	75-09-2	
4-Methyl-2-pentanone (MIBK)	ND	ug/kg	8.3	4.2	1		08/13/14 15:58	108-10-1	
Styrene	ND	ug/kg	4.2	2.1	1		08/13/14 15:58	100-42-5	
1,1,2,2-Tetrachloroethane	ND	ug/kg	4.2	2.1	1		08/13/14 15:58	79-34-5	
Tetrachloroethene	ND	ug/kg	4.2	2.1	1		08/13/14 15:58	127-18-4	
Toluene	ND	ug/kg	4.2	2.1	1		08/13/14 15:58	108-88-3	
1,1,1-Trichloroethane	ND	ug/kg	4.2	2.1	1		08/13/14 15:58	71-55-6	
1,1,2-Trichloroethane	ND	ug/kg	4.2	2.1	1		08/13/14 15:58	79-00-5	
Trichloroethene	ND	ug/kg	4.2	2.1	1		08/13/14 15:58	79-01-6	
Vinyl chloride	ND	ug/kg	4.2	2.1	1		08/13/14 15:58	75-01-4	
Xylene (Total)	ND	ug/kg	4.2	2.1	1		08/13/14 15:58	1330-20-7	
Surrogates									
Toluene-d8 (S)	103	%	80-120		1		08/13/14 15:58	2037-26-5	
4-Bromofluorobenzene (S)	99	%	76-123		1		08/13/14 15:58	460-00-4	
1,2-Dichloroethane-d4 (S)	102	%	75-129		1		08/13/14 15:58	17060-07-0	
Percent Moisture	Analytical Method: ASTM D2974								
Percent Moisture	**12.2**	%	0.50	0.50	1		08/13/14 00:00		

REPORT OF LABORATORY ANALYSIS

This report shall not be reproduced, except in full,
without the written consent of Pace Analytical Services, Inc..

Pace Analytical Services, Inc.
9608 Loiret Blvd.
Lenexa, KS 66219
(913)599-5665

ANALYTICAL RESULTS

Project: FORT SMITH AR
Pace Project No.: 60175646

Sample: DP-47-SL (5.0 FT) - 20140812 **Lab ID: 60175646004** Collected: 08/12/14 13:50 Received: 08/13/14 08:30 Matrix: Solid

Results reported on a "dry-weight" basis

Parameters	Results	Units	Report Limit	MDL	DF	Prepared	Analyzed	CAS No.	Qual
8260 MSV 5035A VOA	Analytical Method: EPA 8260								
Acetone	ND	ug/kg	20.2	10.1	1		08/13/14 16:14	67-64-1	
Benzene	ND	ug/kg	5.0	2.5	1		08/13/14 16:14	71-43-2	
Bromodichloromethane	ND	ug/kg	5.0	2.5	1		08/13/14 16:14	75-27-4	
Bromoform	ND	ug/kg	5.0	2.5	1		08/13/14 16:14	75-25-2	
Bromomethane	ND	ug/kg	5.0	2.5	1		08/13/14 16:14	74-83-9	
2-Butanone (MEK)	ND	ug/kg	10.1	5.0	1		08/13/14 16:14	78-93-3	
Carbon disulfide	ND	ug/kg	5.0	2.5	1		08/13/14 16:14	75-15-0	
Carbon tetrachloride	ND	ug/kg	5.0	2.5	1		08/13/14 16:14	56-23-5	
Chlorobenzene	ND	ug/kg	5.0	2.5	1		08/13/14 16:14	108-90-7	
Chloroethane	ND	ug/kg	5.0	2.5	1		08/13/14 16:14	75-00-3	
Chloroform	ND	ug/kg	5.0	2.5	1		08/13/14 16:14	67-66-3	
Chloromethane	ND	ug/kg	5.0	2.5	1		08/13/14 16:14	74-87-3	
Dibromochloromethane	ND	ug/kg	5.0	2.5	1		08/13/14 16:14	124-48-1	
1,1-Dichloroethane	ND	ug/kg	5.0	2.5	1		08/13/14 16:14	75-34-3	
1,2-Dichloroethane	ND	ug/kg	5.0	2.5	1		08/13/14 16:14	107-06-2	
1,1-Dichloroethene	ND	ug/kg	5.0	2.5	1		08/13/14 16:14	75-35-4	
cis-1,2-Dichloroethene	ND	ug/kg	5.0	2.5	1		08/13/14 16:14	156-59-2	
trans-1,2-Dichloroethene	ND	ug/kg	5.0	2.5	1		08/13/14 16:14	156-60-5	
1,2-Dichloropropane	ND	ug/kg	5.0	2.5	1		08/13/14 16:14	78-87-5	
cis-1,3-Dichloropropene	ND	ug/kg	5.0	2.5	1		08/13/14 16:14	10061-01-5	
trans-1,3-Dichloropropene	ND	ug/kg	5.0	2.5	1		08/13/14 16:14	10061-02-6	
Ethylbenzene	ND	ug/kg	5.0	2.5	1		08/13/14 16:14	100-41-4	
2-Hexanone	ND	ug/kg	20.2	10.1	1		08/13/14 16:14	591-78-6	
Methylene chloride	ND	ug/kg	5.0	2.5	1		08/13/14 16:14	75-09-2	
4-Methyl-2-pentanone (MIBK)	ND	ug/kg	10.1	5.0	1		08/13/14 16:14	108-10-1	
Styrene	ND	ug/kg	5.0	2.5	1		08/13/14 16:14	100-42-5	
1,1,2,2-Tetrachloroethane	ND	ug/kg	5.0	2.5	1		08/13/14 16:14	79-34-5	
Tetrachloroethene	ND	ug/kg	5.0	2.5	1		08/13/14 16:14	127-18-4	
Toluene	ND	ug/kg	5.0	2.5	1		08/13/14 16:14	108-88-3	
1,1,1-Trichloroethane	ND	ug/kg	5.0	2.5	1		08/13/14 16:14	71-55-6	
1,1,2-Trichloroethane	ND	ug/kg	5.0	2.5	1		08/13/14 16:14	79-00-5	
Trichloroethene	ND	ug/kg	5.0	2.5	1		08/13/14 16:14	79-01-6	
Vinyl chloride	ND	ug/kg	5.0	2.5	1		08/13/14 16:14	75-01-4	
Xylene (Total)	ND	ug/kg	5.0	2.5	1		08/13/14 16:14	1330-20-7	
Surrogates									
Toluene-d8 (S)	103	%	80-120		1		08/13/14 16:14	2037-26-5	
4-Bromofluorobenzene (S)	104	%	76-123		1		08/13/14 16:14	460-00-4	
1,2-Dichloroethane-d4 (S)	106	%	75-129		1		08/13/14 16:14	17060-07-0	
Percent Moisture	Analytical Method: ASTM D2974								
Percent Moisture	**17.4**	%	0.50	0.50	1		08/13/14 00:00		

REPORT OF LABORATORY ANALYSIS

This report shall not be reproduced, except in full,
without the written consent of Pace Analytical Services, Inc..

Pace Analytical Services, Inc.
9608 Loiret Blvd.
Lenexa, KS 66219
(913)599-5665

ANALYTICAL RESULTS

Project: FORT SMITH AR
Pace Project No.: 60175646

Sample: DP-47-SL (22.0 FT) - 20140812 **Lab ID: 60175646005** Collected: 08/12/14 14:40 Received: 08/13/14 08:30 Matrix: Solid

Results reported on a "dry-weight" basis

Parameters	Results	Units	Report Limit	MDL	DF	Prepared	Analyzed	CAS No.	Qual
8260 MSV 5035A VOA	Analytical Method: EPA 8260								
Acetone	ND	ug/kg	17.3	8.7	1		08/13/14 16:29	67-64-1	
Benzene	ND	ug/kg	4.3	2.2	1		08/13/14 16:29	71-43-2	
Bromodichloromethane	ND	ug/kg	4.3	2.2	1		08/13/14 16:29	75-27-4	
Bromoform	ND	ug/kg	4.3	2.2	1		08/13/14 16:29	75-25-2	
Bromomethane	ND	ug/kg	4.3	2.2	1		08/13/14 16:29	74-83-9	
2-Butanone (MEK)	ND	ug/kg	8.7	4.3	1		08/13/14 16:29	78-93-3	
Carbon disulfide	ND	ug/kg	4.3	2.2	1		08/13/14 16:29	75-15-0	
Carbon tetrachloride	ND	ug/kg	4.3	2.2	1		08/13/14 16:29	56-23-5	
Chlorobenzene	ND	ug/kg	4.3	2.2	1		08/13/14 16:29	108-90-7	
Chloroethane	ND	ug/kg	4.3	2.2	1		08/13/14 16:29	75-00-3	
Chloroform	ND	ug/kg	4.3	2.2	1		08/13/14 16:29	67-66-3	
Chloromethane	ND	ug/kg	4.3	2.2	1		08/13/14 16:29	74-87-3	
Dibromochloromethane	ND	ug/kg	4.3	2.2	1		08/13/14 16:29	124-48-1	
1,1-Dichloroethane	ND	ug/kg	4.3	2.2	1		08/13/14 16:29	75-34-3	
1,2-Dichloroethane	ND	ug/kg	4.3	2.2	1		08/13/14 16:29	107-06-2	
1,1-Dichloroethene	ND	ug/kg	4.3	2.2	1		08/13/14 16:29	75-35-4	
cis-1,2-Dichloroethene	ND	ug/kg	4.3	2.2	1		08/13/14 16:29	156-59-2	
trans-1,2-Dichloroethene	ND	ug/kg	4.3	2.2	1		08/13/14 16:29	156-60-5	
1,2-Dichloropropane	ND	ug/kg	4.3	2.2	1		08/13/14 16:29	78-87-5	
cis-1,3-Dichloropropene	ND	ug/kg	4.3	2.2	1		08/13/14 16:29	10061-01-5	
trans-1,3-Dichloropropene	ND	ug/kg	4.3	2.2	1		08/13/14 16:29	10061-02-6	
Ethylbenzene	ND	ug/kg	4.3	2.2	1		08/13/14 16:29	100-41-4	
2-Hexanone	ND	ug/kg	17.3	8.7	1		08/13/14 16:29	591-78-6	
Methylene chloride	ND	ug/kg	4.3	2.2	1		08/13/14 16:29	75-09-2	
4-Methyl-2-pentanone (MIBK)	ND	ug/kg	8.7	4.3	1		08/13/14 16:29	108-10-1	
Styrene	ND	ug/kg	4.3	2.2	1		08/13/14 16:29	100-42-5	
1,1,2,2-Tetrachloroethane	ND	ug/kg	4.3	2.2	1		08/13/14 16:29	79-34-5	
Tetrachloroethene	ND	ug/kg	4.3	2.2	1		08/13/14 16:29	127-18-4	
Toluene	ND	ug/kg	4.3	2.2	1		08/13/14 16:29	108-88-3	
1,1,1-Trichloroethane	ND	ug/kg	4.3	2.2	1		08/13/14 16:29	71-55-6	
1,1,2-Trichloroethane	ND	ug/kg	4.3	2.2	1		08/13/14 16:29	79-00-5	
Trichloroethene	ND	ug/kg	4.3	2.2	1		08/13/14 16:29	79-01-6	
Vinyl chloride	ND	ug/kg	4.3	2.2	1		08/13/14 16:29	75-01-4	
Xylene (Total)	ND	ug/kg	4.3	2.2	1		08/13/14 16:29	1330-20-7	
Surrogates									
Toluene-d8 (S)	102	%	80-120		1		08/13/14 16:29	2037-26-5	
4-Bromofluorobenzene (S)	98	%	76-123		1		08/13/14 16:29	460-00-4	
1,2-Dichloroethane-d4 (S)	104	%	75-129		1		08/13/14 16:29	17060-07-0	
Percent Moisture	Analytical Method: ASTM D2974								
Percent Moisture	**10.8**	%	0.50	0.50	1		08/13/14 00:00		

This report shall not be reproduced, except in full,
without the written consent of Pace Analytical Services, Inc..

Pace Analytical Services, Inc.
9608 Loiret Blvd.
Lenexa, KS 66219
(913)599-5665

ANALYTICAL RESULTS

Project: FORT SMITH AR
Pace Project No.: 60175646

Sample: TB15-20140812 **Lab ID: 60175646006** Collected: 08/12/14 08:00 Received: 08/13/14 08:30 Matrix: Solid

Results reported on a "wet-weight" basis

Parameters	Results	Units	Report Limit	MDL	DF	Prepared	Analyzed	CAS No.	Qual
8260 MSV 5035A VOA	Analytical Method: EPA 8260								
Acetone	ND	ug/kg	20.0	10.0	1		08/13/14 12:54	67-64-1	
Benzene	ND	ug/kg	5.0	2.5	1		08/13/14 12:54	71-43-2	
Bromodichloromethane	ND	ug/kg	5.0	2.5	1		08/13/14 12:54	75-27-4	
Bromoform	ND	ug/kg	5.0	2.5	1		08/13/14 12:54	75-25-2	
Bromomethane	ND	ug/kg	5.0	2.5	1		08/13/14 12:54	74-83-9	
2-Butanone (MEK)	ND	ug/kg	10.0	5.0	1		08/13/14 12:54	78-93-3	
Carbon disulfide	ND	ug/kg	5.0	2.5	1		08/13/14 12:54	75-15-0	
Carbon tetrachloride	ND	ug/kg	5.0	2.5	1		08/13/14 12:54	56-23-5	
Chlorobenzene	ND	ug/kg	5.0	2.5	1		08/13/14 12:54	108-90-7	
Chloroethane	ND	ug/kg	5.0	2.5	1		08/13/14 12:54	75-00-3	
Chloroform	ND	ug/kg	5.0	2.5	1		08/13/14 12:54	67-66-3	
Chloromethane	ND	ug/kg	5.0	2.5	1		08/13/14 12:54	74-87-3	
Dibromochloromethane	ND	ug/kg	5.0	2.5	1		08/13/14 12:54	124-48-1	
1,1-Dichloroethane	ND	ug/kg	5.0	2.5	1		08/13/14 12:54	75-34-3	
1,2-Dichloroethane	ND	ug/kg	5.0	2.5	1		08/13/14 12:54	107-06-2	
1,1-Dichloroethene	ND	ug/kg	5.0	2.5	1		08/13/14 12:54	75-35-4	
cis-1,2-Dichloroethene	ND	ug/kg	5.0	2.5	1		08/13/14 12:54	156-59-2	
trans-1,2-Dichloroethene	ND	ug/kg	5.0	2.5	1		08/13/14 12:54	156-60-5	
1,2-Dichloropropane	ND	ug/kg	5.0	2.5	1		08/13/14 12:54	78-87-5	
cis-1,3-Dichloropropene	ND	ug/kg	5.0	2.5	1		08/13/14 12:54	10061-01-5	
trans-1,3-Dichloropropene	ND	ug/kg	5.0	2.5	1		08/13/14 12:54	10061-02-6	
Ethylbenzene	ND	ug/kg	5.0	2.5	1		08/13/14 12:54	100-41-4	
2-Hexanone	ND	ug/kg	20.0	10.0	1		08/13/14 12:54	591-78-6	
Methylene chloride	ND	ug/kg	5.0	2.5	1		08/13/14 12:54	75-09-2	
4-Methyl-2-pentanone (MIBK)	ND	ug/kg	10.0	5.0	1		08/13/14 12:54	108-10-1	
Styrene	ND	ug/kg	5.0	2.5	1		08/13/14 12:54	100-42-5	
1,1,2,2-Tetrachloroethane	ND	ug/kg	5.0	2.5	1		08/13/14 12:54	79-34-5	
Tetrachloroethene	ND	ug/kg	5.0	2.5	1		08/13/14 12:54	127-18-4	
Toluene	ND	ug/kg	5.0	2.5	1		08/13/14 12:54	108-88-3	
1,1,1-Trichloroethane	ND	ug/kg	5.0	2.5	1		08/13/14 12:54	71-55-6	
1,1,2-Trichloroethane	ND	ug/kg	5.0	2.5	1		08/13/14 12:54	79-00-5	
Trichloroethene	ND	ug/kg	5.0	2.5	1		08/13/14 12:54	79-01-6	
Vinyl chloride	ND	ug/kg	5.0	2.5	1		08/13/14 12:54	75-01-4	
Xylene (Total)	ND	ug/kg	5.0	2.5	1		08/13/14 12:54	1330-20-7	
Surrogates									
Toluene-d8 (S)	102	%	80-120		1		08/13/14 12:54	2037-26-5	
4-Bromofluorobenzene (S)	96	%	76-123		1		08/13/14 12:54	460-00-4	
1,2-Dichloroethane-d4 (S)	92	%	75-129		1		08/13/14 12:54	17060-07-0	

This report shall not be reproduced, except in full,
without the written consent of Pace Analytical Services, Inc..

Pace Analytical Services, Inc.
9608 Loiret Blvd.
Lenexa, KS 66219
(913)599-5665

QUALITY CONTROL DATA

Project: FORT SMITH AR
Pace Project No.: 60175646

QC Batch: MSV/63525 Analysis Method: EPA 8260
QC Batch Method: EPA 8260 Analysis Description: 8260 MSV 5035A Volatile Organics
Associated Lab Samples: 60175646001, 60175646002, 60175646003, 60175646004, 60175646005, 60175646006

METHOD BLANK: 1424585 Matrix: Solid
Associated Lab Samples: 60175646001, 60175646002, 60175646003, 60175646004, 60175646005, 60175646006

Parameter	Units	Blank Result	Reporting Limit	Analyzed	Qualifiers
1,1,1-Trichloroethane	ug/kg	ND	5.0	08/13/14 12:17	
1,1,2,2-Tetrachloroethane	ug/kg	ND	5.0	08/13/14 12:17	
1,1,2-Trichloroethane	ug/kg	ND	5.0	08/13/14 12:17	
1,1-Dichloroethane	ug/kg	ND	5.0	08/13/14 12:17	
1,1-Dichloroethene	ug/kg	ND	5.0	08/13/14 12:17	
1,2-Dichloroethane	ug/kg	ND	5.0	08/13/14 12:17	
1,2-Dichloropropane	ug/kg	ND	5.0	08/13/14 12:17	
2-Butanone (MEK)	ug/kg	ND	10.0	08/13/14 12:17	
2-Hexanone	ug/kg	ND	20.0	08/13/14 12:17	
4-Methyl-2-pentanone (MIBK)	ug/kg	ND	10.0	08/13/14 12:17	
Acetone	ug/kg	ND	20.0	08/13/14 12:17	
Benzene	ug/kg	ND	5.0	08/13/14 12:17	
Bromodichloromethane	ug/kg	ND	5.0	08/13/14 12:17	
Bromoform	ug/kg	ND	5.0	08/13/14 12:17	
Bromomethane	ug/kg	3.8J	5.0	08/13/14 12:17	
Carbon disulfide	ug/kg	ND	5.0	08/13/14 12:17	
Carbon tetrachloride	ug/kg	ND	5.0	08/13/14 12:17	
Chlorobenzene	ug/kg	ND	5.0	08/13/14 12:17	
Chloroethane	ug/kg	ND	5.0	08/13/14 12:17	
Chloroform	ug/kg	ND	5.0	08/13/14 12:17	
Chloromethane	ug/kg	ND	5.0	08/13/14 12:17	
cis-1,2-Dichloroethene	ug/kg	ND	5.0	08/13/14 12:17	
cis-1,3-Dichloropropene	ug/kg	ND	5.0	08/13/14 12:17	
Dibromochloromethane	ug/kg	ND	5.0	08/13/14 12:17	
Ethylbenzene	ug/kg	ND	5.0	08/13/14 12:17	
Methylene chloride	ug/kg	ND	5.0	08/13/14 12:17	
Styrene	ug/kg	ND	5.0	08/13/14 12:17	
Tetrachloroethene	ug/kg	ND	5.0	08/13/14 12:17	
Toluene	ug/kg	ND	5.0	08/13/14 12:17	
trans-1,2-Dichloroethene	ug/kg	ND	5.0	08/13/14 12:17	
trans-1,3-Dichloropropene	ug/kg	ND	5.0	08/13/14 12:17	
Trichloroethene	ug/kg	ND	5.0	08/13/14 12:17	
Vinyl chloride	ug/kg	ND	5.0	08/13/14 12:17	
Xylene (Total)	ug/kg	ND	5.0	08/13/14 12:17	
1,2-Dichloroethane-d4 (S)	%	93	75-129	08/13/14 12:17	
4-Bromofluorobenzene (S)	%	98	76-123	08/13/14 12:17	
Toluene-d8 (S)	%	99	80-120	08/13/14 12:17	

Results presented on this page are in the units indicated by the "Units" column except where an alternate unit is presented to the right of the result.

This report shall not be reproduced, except in full,
without the written consent of Pace Analytical Services, Inc..

Pace Analytical Services, Inc.
9608 Loiret Blvd.
Lenexa, KS 66219
(913)599-5665

QUALITY CONTROL DATA

Project: FORT SMITH AR
Pace Project No.: 60175646

LABORATORY CONTROL SAMPLE: 1424586

Parameter	Units	Spike Conc.	LCS Result	LCS % Rec	% Rec Limits	Qualifiers
1,1,1-Trichloroethane	ug/kg	100	91.1	91	77-126	
1,1,2,2-Tetrachloroethane	ug/kg	100	95.2	95	73-120	
1,1,2-Trichloroethane	ug/kg	100	91.0	91	76-120	
1,1-Dichloroethane	ug/kg	100	96.6	97	71-120	
1,1-Dichloroethene	ug/kg	100	92.3	92	76-130	
1,2-Dichloroethane	ug/kg	100	86.4	86	78-120	
1,2-Dichloropropane	ug/kg	100	88.1	88	80-120	
2-Butanone (MEK)	ug/kg	500	415	83	55-135	
2-Hexanone	ug/kg	500	451	90	57-136	
4-Methyl-2-pentanone (MIBK)	ug/kg	500	451	90	71-128	
Acetone	ug/kg	500	485	97	43-144	
Benzene	ug/kg	100	86.7	87	80-120	
Bromodichloromethane	ug/kg	100	89.3	89	80-120	
Bromoform	ug/kg	100	85.6	86	75-124	
Bromomethane	ug/kg	100	69.0	69	38-150	
Carbon disulfide	ug/kg	100	95.8	96	58-137	
Carbon tetrachloride	ug/kg	100	87.8	88	75-140	
Chlorobenzene	ug/kg	100	84.8	85	80-120	
Chloroethane	ug/kg	100	79.0	79	65-127	
Chloroform	ug/kg	100	80.2	80	74-120	
Chloromethane	ug/kg	100	70.5	70	39-138	
cis-1,2-Dichloroethene	ug/kg	100	90.2	90	76-124	
cis-1,3-Dichloropropene	ug/kg	100	84.1	84	82-120	
Dibromochloromethane	ug/kg	100	86.7	87	80-124	
Ethylbenzene	ug/kg	100	88.9	89	80-120	
Methylene chloride	ug/kg	100	76.5	76	70-123	
Styrene	ug/kg	100	89.2	89	79-120	
Tetrachloroethene	ug/kg	100	87.1	87	78-128	
Toluene	ug/kg	100	89.5	90	79-120	
trans-1,2-Dichloroethene	ug/kg	100	90.2	90	76-124	
trans-1,3-Dichloropropene	ug/kg	100	80.6	81	80-124	
Trichloroethene	ug/kg	100	87.3	87	80-120	
Vinyl chloride	ug/kg	100	66.5	67	57-132	
Xylene (Total)	ug/kg	300	259	86	79-120	
1,2-Dichloroethane-d4 (S)	%			95	75-129	
4-Bromofluorobenzene (S)	%			93	76-123	
Toluene-d8 (S)	%			103	80-120	

Results presented on this page are in the units indicated by the "Units" column except where an alternate unit is presented to the right of the result.

This report shall not be reproduced, except in full,
without the written consent of Pace Analytical Services, Inc..

Pace Analytical Services, Inc.
9608 Loiret Blvd.
Lenexa, KS 66219
(913)599-5665

QUALITY CONTROL DATA

Project: FORT SMITH AR
Pace Project No.: 60175646

QC Batch: PMST/9907 Analysis Method: ASTM D2974
QC Batch Method: ASTM D2974 Analysis Description: Dry Weight/Percent Moisture
Associated Lab Samples: 60175646001, 60175646002, 60175646003, 60175646004, 60175646005

METHOD BLANK: 1424864 Matrix: Solid
Associated Lab Samples: 60175646001, 60175646002, 60175646003, 60175646004, 60175646005

Parameter	Units	Blank Result	Reporting Limit	Analyzed	Qualifiers
Percent Moisture	%	ND	0.50	08/13/14 00:00	

SAMPLE DUPLICATE: 1424865

Parameter	Units	60175645001 Result	Dup Result	RPD	Max RPD	Qualifiers
Percent Moisture	%	16.6	16.6	0	20	

Results presented on this page are in the units indicated by the "Units" column except where an alternate unit is presented to the right of the result.

This report shall not be reproduced, except in full,
without the written consent of Pace Analytical Services, Inc..

Pace Analytical Services, Inc.
9608 Loiret Blvd.
Lenexa, KS 66219
(913)599-5665

QUALIFIERS

Project: FORT SMITH AR
Pace Project No.: 60175646

DEFINITIONS

DF - Dilution Factor, if reported, represents the factor applied to the reported data due to changes in sample preparation, dilution of the sample aliquot, or moisture content.

ND - Not Detected at or above adjusted reporting limit.

J - Estimated concentration above the adjusted method detection limit and below the adjusted reporting limit.

MDL - Adjusted Method Detection Limit.

PQL - Practical Quantitation Limit.

RL - Reporting Limit.

S - Surrogate

1,2-Diphenylhydrazine (8270 listed analyte) decomposes to Azobenzene.

Consistent with EPA guidelines, unrounded data are displayed and have been used to calculate % recovery and RPD values.

LCS(D) - Laboratory Control Sample (Duplicate)

MS(D) - Matrix Spike (Duplicate)

DUP - Sample Duplicate

RPD - Relative Percent Difference

NC - Not Calculable.

SG - Silica Gel - Clean-Up

U - Indicates the compound was analyzed for, but not detected.

N-Nitrosodiphenylamine decomposes and cannot be separated from Diphenylamine using Method 8270. The result reported for each analyte is a combined concentration.

Pace Analytical is TNI accredited. Contact your Pace PM for the current list of accredited analytes.

TNI - The NELAC Institute.

BATCH QUALIFIERS

Batch: MSV/63525

[M5] A matrix spike/matrix spike duplicate was not performed for this batch due to insufficient sample volume.

This report shall not be reproduced, except in full,
without the written consent of Pace Analytical Services, Inc..

Pace Analytical Services, Inc.
9608 Loiret Blvd.
Lenexa, KS 66219
(913)599-5665

QUALITY CONTROL DATA CROSS REFERENCE TABLE

Project: FORT SMITH AR
Pace Project No.: 60175646

Lab ID	Sample ID	QC Batch Method	QC Batch	Analytical Method	Analytical Batch
60175646001	**DP-46-SL (4.5 FT) - 20140812**	EPA 8260	MSV/63525		
60175646002	**DP-46-SL (13.5 FT) - 20140812**	EPA 8260	MSV/63525		
60175646003	**DP-46-SL (18.0 FT) - 20140812**	EPA 8260	MSV/63525		
60175646004	**DP-47-SL (5.0 FT) - 20140812**	EPA 8260	MSV/63525		
60175646005	**DP-47-SL (22.0 FT) - 20140812**	EPA 8260	MSV/63525		
60175646006	**TB15-20140812**	EPA 8260	MSV/63525		
60175646001	**DP-46-SL (4.5 FT) - 20140812**	ASTM D2974	PMST/9907		
60175646002	**DP-46-SL (13.5 FT) - 20140812**	ASTM D2974	PMST/9907		
60175646003	**DP-46-SL (18.0 FT) - 20140812**	ASTM D2974	PMST/9907		
60175646004	**DP-47-SL (5.0 FT) - 20140812**	ASTM D2974	PMST/9907		
60175646005	**DP-47-SL (22.0 FT) - 20140812**	ASTM D2974	PMST/9907		

This report shall not be reproduced, except in full,
without the written consent of Pace Analytical Services, Inc..

Pace Analytical®
www.pacelabs.com

Sample Condition Upon Receipt

WO#: 60175646
60175646

Optional
Proj Due Date:
Proj Name:

Client Name: Envirn

Courier: Fed Ex ☑ UPS ☐ USPS ☐ Client ☐ Commercial ☐ Pace ☐ Other ☐

Tracking #: 6113 5277 3520 Pace Shipping Label Used? Yes ☐ No ☑

Custody Seal on Cooler/Box Present: Yes ☑ No ☐ Seals intact: Yes ☑ No ☐

Packing Material: Bubble Wrap ☐ Bubble Bags ☐ Foam ☑ None ☐ Other ☑ zpc

Thermometer Used: (T-239) T-194 **Type of Ice:** (Wet) Blue None ☐ Samples received on ice, cooling process has begun.
(circle one)

Cooler Temperature: 4.6

Temperature should be above freezing to 6°C

Date and initials of person examining contents: att 8/13

Chain of Custody present:	☑Yes ☐No ☐N/A	1.
Chain of Custody filled out:	☑Yes ☐No ☐N/A	2.
Chain of Custody relinquished:	☑Yes ☐No ☐N/A	3.
Sampler name & signature on COC:	☑Yes ☐No ☐N/A	4.
Samples arrived within holding time:	☑Yes ☐No ☐N/A	5.
Short Hold Time analyses (<72hr):	☑Yes ☐No ☐N/A	6. Kits
Rush Turn Around Time requested:	☑Yes ☐No ☐N/A	7. 24 hrs
Sufficient volume:	☑Yes ☐No ☐N/A	8.
Correct containers used:	☑Yes ☐No ☐N/A	
Pace containers used:	☑Yes ☐No ☐N/A	9.
Containers intact:	☑Yes ☐No ☐N/A	10.
Unpreserved 5035A soils frozen w/in 48hrs?	☑Yes ☐No ☐N/A	11.
Filtered volume received for dissolved tests?	☐Yes ☐No ☑N/A	12.
Sample labels match COC: Includes date/time/ID/analyses Matrix: SL	☑Yes ☐No ☐N/A	13.
All containers needing preservation have been checked.	☐Yes ☐No ☑N/A	
All containers needing preservation are found to be in compliance with EPA recommendation.	☐Yes ☐No ☑N/A	14.
Exceptions: VOA, coliform, TOC, O&G, WI-DRO (water), Phenolics	☐Yes ☑No	Initial when completed / Lot # of added preservative
Trip Blank present: Pace Trip Blank lot # (if purchased): _____	☐Yes ☐No ☑N/A	15.
Headspace in VOA vials (>6mm):	☐Yes ☐No ☑N/A	16.
Project sampled in USDA Regulated Area:	☐Yes ☑No ☐N/A	17. List State: AZ

Client Notification/ Resolution: Copy COC to Client? Y / N Field Data Required? Y / N

Person Contacted: _____ Date/Time: _____

Comments/ Resolution: _____

Project Manager Review: CR for (MR) Date: 8/13

Pace Analytical
www.pacelabs.com

The Chain-of-Custody is a LEGAL DOCUMENT. All relevant fields must be completed accurately.

Page: 1 of 1

Section A Required Client Information:

Company:	Environ
Address:	7500 College Blvd., Ste. 925
	Overland Park, KS 66210
Email To:	wstonestreet@environcorp.com
Phone: 913-553-5926	Fax:
Requested Due Date/TAT:	24 Hr.

Section B Required Project Information:

Report To:	Wendy Stonestreet
Copy To:	Tamara Gleason
	tgleason@environcorp.com
Purchase Order No.:	
Project Name:	Fort Smith, AR
Project Number:	

Section C Invoice Information:

Attention:	Tamara Gleason
Company Name:	
Address:	
Pace Quote Reference:	
Pace Project Manager:	MJ Walls
Pace Profile #:	7444, line 1

REGULATORY AGENCY

☐ NPDES ☐ GROUND WATER ☐ DRINKING WATER
☐ UST ☐ RCRA ☐ OTHER _____

Site Location STATE: AR

Section D Required Client Information

Valid Matrix Codes

MATRIX	CODE
DRINKING WATER	DW
WATER	WT
WASTE WATER	WW
PRODUCT	P
SOIL/SOLID	SL
OIL	OL
WIPE	WP
AIR	AR
OTHER	OT
TISSUE	TS

SAMPLE ID (A-Z, 0-9 / ,-) Sample IDs MUST BE UNIQUE

Requested Analysis Filtered (Y/N)

ITEM #	SAMPLE ID	MATRIX CODE (see valid codes to left)	SAMPLE TYPE (G=GRAB C=COMP)	COLLECTED COMPOSITE START DATE	COLLECTED COMPOSITE START TIME	COLLECTED COMPOSITE END/GRAB DATE	COLLECTED COMPOSITE END/GRAB TIME	SAMPLE TEMP AT COLLECTION	# OF CONTAINERS	Unpreserved	H_2SO_4	HNO_3	HCl	NaOH	$Na_2S_2O_3$	Methanol	Other	Analysis Test: 8260 client specific list (Y/N)	Residual Chlorine (Y/N)	Pace Project No./ Lab I.D.
1	DP-46-SL(4.5FT)-20140812	SL	G			8/12/14	0800		5	X						X	X	X		60175646 (BPAU) (DEAM) (DEAB) 2(VOA) 01
2	DP-46-SL (13.5FT)-20140812	↓	↓			↓	0830		↓	↓						↓	↓	↓		02
3	DP-46-SL (18.0FT)-20140812	↓	↓			↓	0850		↓	↓						↓	↓	↓		03
4	DP-47-SL (5.0FT)-20140812	↓	↓			↓	1350		↓	↓						↓	↓	↓		04
5	DP-47-SL (22.0FT)-20140812	↓	↓			↓	1440		↓	↓						↓	↓	↓		05
6	Trip Blank 07-201408	WT							2	↓								↓		06
7																				
8																				
9																				
10																				
11																				
12																				

ADDITIONAL COMMENTS	RELINQUISHED BY / AFFILIATION	DATE	TIME	ACCEPTED BY / AFFILIATION	DATE	TIME	SAMPLE CONDITIONS			
24 Hr TAT!	[signature] / ENVIRON	8/12/14	1830	[signature] / IPAB	8/13	8:30	4.6	Y	Y	Y
							Temp in °C	Received on Ice (Y/N)	Custody Sealed Cooler (Y/N)	Samples Intact (Y/N)

SAMPLER NAME AND SIGNATURE

PRINT Name of SAMPLER: Nick Zurweller

SIGNATURE of SAMPLER: [signature] DATE Signed (MM/DD/YY): 8/12/14

*Important Note: By signing this form you are accepting Pace's NET 30 day payment terms and agreeing to late charges of 1.5% per month for any invoices not paid within 30 days.

F-ALL-Q-020rev.07, 15-Feb-2007

Pace Analytical Services, Inc.
9608 Loiret Blvd.
Lenexa, KS 66219
(913)599-5665

August 18, 2014

Wendy Stonestreet
Environ International Corporation
7500 College Blvd Ste 925
Overland Park, KS 66210

RE: Project: FORT SMITH, AR
Pace Project No.: 60175765

Dear Wendy Stonestreet:
Enclosed are the analytical results for sample(s) received by the laboratory on August 14, 2014. The results relate only to the samples included in this report. Results reported herein conform to the most current TNI standards and the laboratory's Quality Assurance Manual, where applicable, unless otherwise noted in the body of the report.

If you have any questions concerning this report, please feel free to contact me.

Sincerely,

Mary Jane Walls
maryjane.walls@pacelabs.com
PM Lab Management

Enclosures

cc: EDD, Environ_AR
Tamara Gleason, ENVIRON International Corporation

REPORT OF LABORATORY ANALYSIS

This report shall not be reproduced, except in full,
without the written consent of Pace Analytical Services, Inc..

Pace Analytical Services, Inc.
9608 Loiret Blvd.
Lenexa, KS 66219
(913)599-5665

CERTIFICATIONS

Project: FORT SMITH, AR
Pace Project No.: 60175765

Kansas Certification IDs
9608 Loiret Boulevard, Lenexa, KS 66219
WY STR Certification #: 2456.01
Arkansas Certification #: 13-012-0
Illinois Certification #: 003097
Iowa Certification #: 118
Kansas/NELAP Certification #: E-10116
Louisiana Certification #: 03055
Nevada Certification #: KS000212008A
Oklahoma Certification #: 9205/9935
Texas Certification #: T104704407
Utah Certification #: KS00021

This report shall not be reproduced, except in full,
without the written consent of Pace Analytical Services, Inc..

Pace Analytical Services, Inc.
9608 Loiret Blvd.
Lenexa, KS 66219
(913)599-5665

SAMPLE SUMMARY

Project: FORT SMITH, AR
Pace Project No.: 60175765

Lab ID	Sample ID	Matrix	Date Collected	Date Received
60175765001	**DP-46-082014**	Water	08/13/14 08:30	08/14/14 08:48
60175765002	**DP-47-082014**	Water	08/13/14 10:15	08/14/14 08:48
60175765003	**TB16-20140813**	Water	08/13/14 08:30	08/14/14 08:48

This report shall not be reproduced, except in full,
without the written consent of Pace Analytical Services, Inc..

Pace Analytical Services, Inc.
9608 Loiret Blvd.
Lenexa, KS 66219
(913)599-5665

SAMPLE ANALYTE COUNT

Project: FORT SMITH, AR
Pace Project No.: 60175765

Lab ID	Sample ID	Method	Analysts	Analytes Reported
60175765001	**DP-46-082014**	EPA 5030B/8260	EAK	38
60175765002	**DP-47-082014**	EPA 5030B/8260	EAK	38
60175765003	**TB16-20140813**	EPA 5030B/8260	EAK	38

This report shall not be reproduced, except in full,
without the written consent of Pace Analytical Services, Inc..

Pace Analytical Services, Inc.
9608 Loiret Blvd.
Lenexa, KS 66219
(913)599-5665

PROJECT NARRATIVE

Project: FORT SMITH, AR
Pace Project No.: 60175765

Method: **EPA 5030B/8260**
Description: 8260 MSV
Client: Environ_AR
Date: August 18, 2014

General Information:
3 samples were analyzed for EPA 5030B/8260. All samples were received in acceptable condition with any exceptions noted below.

Hold Time:
The samples were analyzed within the method required hold times with any exceptions noted below.

Initial Calibrations (including MS Tune as applicable):
All criteria were within method requirements with any exceptions noted below.

Continuing Calibration:
All criteria were within method requirements with any exceptions noted below.

Internal Standards:
All internal standards were within QC limits with any exceptions noted below.

Surrogates:
All surrogates were within QC limits with any exceptions noted below.

Method Blank:
All analytes were below the report limit in the method blank, where applicable, with any exceptions noted below.

Laboratory Control Spike:
All laboratory control spike compounds were within QC limits with any exceptions noted below.

Matrix Spikes:
All percent recoveries and relative percent differences (RPDs) were within acceptance criteria with any exceptions noted below.

QC Batch: MSV/63571

A matrix spike/matrix spike duplicate was not performed due to insufficient sample volume.

Additional Comments:

This data package has been reviewed for quality and completeness and is approved for release.

This report shall not be reproduced, except in full,
without the written consent of Pace Analytical Services, Inc..

Pace Analytical Services, Inc.
9608 Loiret Blvd.
Lenexa, KS 66219
(913)599-5665

ANALYTICAL RESULTS

Project: FORT SMITH, AR
Pace Project No.: 60175765

Sample: DP-46-082014 **Lab ID: 60175765001** Collected: 08/13/14 08:30 Received: 08/14/14 08:48 Matrix: Water

Parameters	Results	Units	Report Limit	MDL	DF	Prepared	Analyzed	CAS No.	Qual
8260 MSV	Analytical Method: EPA 5030B/8260								
Acetone	ND	ug/L	10.0	5.0	1		08/15/14 13:10	67-64-1	
Benzene	ND	ug/L	5.0	0.50	1		08/15/14 13:10	71-43-2	
Bromodichloromethane	ND	ug/L	5.0	0.50	1		08/15/14 13:10	75-27-4	
Bromoform	ND	ug/L	5.0	0.50	1		08/15/14 13:10	75-25-2	
Bromomethane	ND	ug/L	7.0	2.5	1		08/15/14 13:10	74-83-9	
2-Butanone (MEK)	ND	ug/L	10.0	5.0	1		08/15/14 13:10	78-93-3	
Carbon disulfide	ND	ug/L	10.0	2.5	1		08/15/14 13:10	75-15-0	
Carbon tetrachloride	ND	ug/L	5.0	0.50	1		08/15/14 13:10	56-23-5	
Chlorobenzene	ND	ug/L	5.0	0.50	1		08/15/14 13:10	108-90-7	
Chloroethane	ND	ug/L	10.0	0.50	1		08/15/14 13:10	75-00-3	
Chloroform	ND	ug/L	5.0	0.50	1		08/15/14 13:10	67-66-3	
Chloromethane	ND	ug/L	10.0	0.50	1		08/15/14 13:10	74-87-3	
Dibromochloromethane	ND	ug/L	5.0	0.50	1		08/15/14 13:10	124-48-1	
1,1-Dichloroethane	ND	ug/L	2.4	0.50	1		08/15/14 13:10	75-34-3	
1,2-Dichloroethane	ND	ug/L	5.0	0.50	1		08/15/14 13:10	107-06-2	
1,1-Dichloroethene	ND	ug/L	5.0	0.50	1		08/15/14 13:10	75-35-4	
cis-1,2-Dichloroethene	ND	ug/L	5.0	0.50	1		08/15/14 13:10	156-59-2	
trans-1,2-Dichloroethene	ND	ug/L	5.0	0.50	1		08/15/14 13:10	156-60-5	
1,2-Dichloropropane	ND	ug/L	5.0	0.50	1		08/15/14 13:10	78-87-5	
cis-1,3-Dichloropropene	ND	ug/L	1.0	0.50	1		08/15/14 13:10	10061-01-5	
trans-1,3-Dichloropropene	ND	ug/L	1.0	0.50	1		08/15/14 13:10	10061-02-6	
Ethylbenzene	ND	ug/L	5.0	0.50	1		08/15/14 13:10	100-41-4	
2-Hexanone	ND	ug/L	10.0	5.0	1		08/15/14 13:10	591-78-6	
Methylene chloride	ND	ug/L	5.0	0.50	1		08/15/14 13:10	75-09-2	
4-Methyl-2-pentanone (MIBK)	ND	ug/L	10.0	2.5	1		08/15/14 13:10	108-10-1	
Styrene	ND	ug/L	5.0	0.50	1		08/15/14 13:10	100-42-5	
1,1,2,2-Tetrachloroethane	ND	ug/L	1.0	0.50	1		08/15/14 13:10	79-34-5	
Tetrachloroethene	ND	ug/L	5.0	0.50	1		08/15/14 13:10	127-18-4	
Toluene	ND	ug/L	5.0	0.50	1		08/15/14 13:10	108-88-3	
1,1,1-Trichloroethane	ND	ug/L	5.0	0.50	1		08/15/14 13:10	71-55-6	
1,1,2-Trichloroethane	ND	ug/L	5.0	0.50	1		08/15/14 13:10	79-00-5	
Trichloroethene	ND	ug/L	5.0	0.50	1		08/15/14 13:10	79-01-6	
Vinyl chloride	ND	ug/L	2.0	0.50	1		08/15/14 13:10	75-01-4	
Xylene (Total)	ND	ug/L	5.0	1.5	1		08/15/14 13:10	1330-20-7	
Surrogates									
4-Bromofluorobenzene (S)	101	%	80-120		1		08/15/14 13:10	460-00-4	
1,2-Dichloroethane-d4 (S)	90	%	80-120		1		08/15/14 13:10	17060-07-0	
Toluene-d8 (S)	104	%	80-120		1		08/15/14 13:10	2037-26-5	
Preservation pH	**1.0**		0.10	0.10	1		08/15/14 13:10		

This report shall not be reproduced, except in full,
without the written consent of Pace Analytical Services, Inc..

Pace Analytical Services, Inc.
9608 Loiret Blvd.
Lenexa, KS 66219
(913)599-5665

ANALYTICAL RESULTS

Project: FORT SMITH, AR
Pace Project No.: 60175765

Sample: DP-47-082014 **Lab ID: 60175765002** Collected: 08/13/14 10:15 Received: 08/14/14 08:48 Matrix: Water

Parameters	Results	Units	Report Limit	MDL	DF	Prepared	Analyzed	CAS No.	Qual
8260 MSV	Analytical Method: EPA 5030B/8260								
Acetone	**10.8**	ug/L	10.0	5.0	1		08/15/14 13:26	67-64-1	
Benzene	ND	ug/L	5.0	0.50	1		08/15/14 13:26	71-43-2	
Bromodichloromethane	ND	ug/L	5.0	0.50	1		08/15/14 13:26	75-27-4	
Bromoform	ND	ug/L	5.0	0.50	1		08/15/14 13:26	75-25-2	
Bromomethane	ND	ug/L	7.0	2.5	1		08/15/14 13:26	74-83-9	
2-Butanone (MEK)	ND	ug/L	10.0	5.0	1		08/15/14 13:26	78-93-3	
Carbon disulfide	ND	ug/L	10.0	2.5	1		08/15/14 13:26	75-15-0	
Carbon tetrachloride	ND	ug/L	5.0	0.50	1		08/15/14 13:26	56-23-5	
Chlorobenzene	ND	ug/L	5.0	0.50	1		08/15/14 13:26	108-90-7	
Chloroethane	ND	ug/L	10.0	0.50	1		08/15/14 13:26	75-00-3	
Chloroform	ND	ug/L	5.0	0.50	1		08/15/14 13:26	67-66-3	
Chloromethane	ND	ug/L	10.0	0.50	1		08/15/14 13:26	74-87-3	
Dibromochloromethane	ND	ug/L	5.0	0.50	1		08/15/14 13:26	124-48-1	
1,1-Dichloroethane	ND	ug/L	2.4	0.50	1		08/15/14 13:26	75-34-3	
1,2-Dichloroethane	ND	ug/L	5.0	0.50	1		08/15/14 13:26	107-06-2	
1,1-Dichloroethene	ND	ug/L	5.0	0.50	1		08/15/14 13:26	75-35-4	
cis-1,2-Dichloroethene	ND	ug/L	5.0	0.50	1		08/15/14 13:26	156-59-2	
trans-1,2-Dichloroethene	ND	ug/L	5.0	0.50	1		08/15/14 13:26	156-60-5	
1,2-Dichloropropane	ND	ug/L	5.0	0.50	1		08/15/14 13:26	78-87-5	
cis-1,3-Dichloropropene	ND	ug/L	1.0	0.50	1		08/15/14 13:26	10061-01-5	
trans-1,3-Dichloropropene	ND	ug/L	1.0	0.50	1		08/15/14 13:26	10061-02-6	
Ethylbenzene	ND	ug/L	5.0	0.50	1		08/15/14 13:26	100-41-4	
2-Hexanone	ND	ug/L	10.0	5.0	1		08/15/14 13:26	591-78-6	
Methylene chloride	ND	ug/L	5.0	0.50	1		08/15/14 13:26	75-09-2	
4-Methyl-2-pentanone (MIBK)	ND	ug/L	10.0	2.5	1		08/15/14 13:26	108-10-1	
Styrene	ND	ug/L	5.0	0.50	1		08/15/14 13:26	100-42-5	
1,1,2,2-Tetrachloroethane	ND	ug/L	1.0	0.50	1		08/15/14 13:26	79-34-5	
Tetrachloroethene	ND	ug/L	5.0	0.50	1		08/15/14 13:26	127-18-4	
Toluene	ND	ug/L	5.0	0.50	1		08/15/14 13:26	108-88-3	
1,1,1-Trichloroethane	ND	ug/L	5.0	0.50	1		08/15/14 13:26	71-55-6	
1,1,2-Trichloroethane	ND	ug/L	5.0	0.50	1		08/15/14 13:26	79-00-5	
Trichloroethene	ND	ug/L	5.0	0.50	1		08/15/14 13:26	79-01-6	
Vinyl chloride	ND	ug/L	2.0	0.50	1		08/15/14 13:26	75-01-4	
Xylene (Total)	ND	ug/L	5.0	1.5	1		08/15/14 13:26	1330-20-7	
Surrogates									
4-Bromofluorobenzene (S)	104	%	80-120		1		08/15/14 13:26	460-00-4	
1,2-Dichloroethane-d4 (S)	95	%	80-120		1		08/15/14 13:26	17060-07-0	
Toluene-d8 (S)	105	%	80-120		1		08/15/14 13:26	2037-26-5	
Preservation pH	**1.0**		0.10	0.10	1		08/15/14 13:26		

This report shall not be reproduced, except in full,
without the written consent of Pace Analytical Services, Inc..

Pace Analytical Services, Inc.
9608 Loiret Blvd.
Lenexa, KS 66219
(913)599-5665

ANALYTICAL RESULTS

Project: FORT SMITH, AR
Pace Project No.: 60175765

Sample: TB16-20140813 **Lab ID: 60175765003** Collected: 08/13/14 08:30 Received: 08/14/14 08:48 Matrix: Water

Parameters	Results	Units	Report Limit	MDL	DF	Prepared	Analyzed	CAS No.	Qual
8260 MSV	Analytical Method: EPA 5030B/8260								
Acetone	ND	ug/L	10.0	5.0	1		08/15/14 12:31	67-64-1	
Benzene	ND	ug/L	5.0	0.50	1		08/15/14 12:31	71-43-2	
Bromodichloromethane	ND	ug/L	5.0	0.50	1		08/15/14 12:31	75-27-4	
Bromoform	ND	ug/L	5.0	0.50	1		08/15/14 12:31	75-25-2	
Bromomethane	ND	ug/L	7.0	2.5	1		08/15/14 12:31	74-83-9	
2-Butanone (MEK)	ND	ug/L	10.0	5.0	1		08/15/14 12:31	78-93-3	
Carbon disulfide	ND	ug/L	10.0	2.5	1		08/15/14 12:31	75-15-0	
Carbon tetrachloride	ND	ug/L	5.0	0.50	1		08/15/14 12:31	56-23-5	
Chlorobenzene	ND	ug/L	5.0	0.50	1		08/15/14 12:31	108-90-7	
Chloroethane	ND	ug/L	10.0	0.50	1		08/15/14 12:31	75-00-3	
Chloroform	ND	ug/L	5.0	0.50	1		08/15/14 12:31	67-66-3	
Chloromethane	ND	ug/L	10.0	0.50	1		08/15/14 12:31	74-87-3	
Dibromochloromethane	ND	ug/L	5.0	0.50	1		08/15/14 12:31	124-48-1	
1,1-Dichloroethane	ND	ug/L	2.4	0.50	1		08/15/14 12:31	75-34-3	
1,2-Dichloroethane	ND	ug/L	5.0	0.50	1		08/15/14 12:31	107-06-2	
1,1-Dichloroethene	ND	ug/L	5.0	0.50	1		08/15/14 12:31	75-35-4	
cis-1,2-Dichloroethene	ND	ug/L	5.0	0.50	1		08/15/14 12:31	156-59-2	
trans-1,2-Dichloroethene	ND	ug/L	5.0	0.50	1		08/15/14 12:31	156-60-5	
1,2-Dichloropropane	ND	ug/L	5.0	0.50	1		08/15/14 12:31	78-87-5	
cis-1,3-Dichloropropene	ND	ug/L	1.0	0.50	1		08/15/14 12:31	10061-01-5	
trans-1,3-Dichloropropene	ND	ug/L	1.0	0.50	1		08/15/14 12:31	10061-02-6	
Ethylbenzene	ND	ug/L	5.0	0.50	1		08/15/14 12:31	100-41-4	
2-Hexanone	ND	ug/L	10.0	5.0	1		08/15/14 12:31	591-78-6	
Methylene chloride	ND	ug/L	5.0	0.50	1		08/15/14 12:31	75-09-2	
4-Methyl-2-pentanone (MIBK)	ND	ug/L	10.0	2.5	1		08/15/14 12:31	108-10-1	
Styrene	ND	ug/L	5.0	0.50	1		08/15/14 12:31	100-42-5	
1,1,2,2-Tetrachloroethane	ND	ug/L	1.0	0.50	1		08/15/14 12:31	79-34-5	
Tetrachloroethene	ND	ug/L	5.0	0.50	1		08/15/14 12:31	127-18-4	
Toluene	ND	ug/L	5.0	0.50	1		08/15/14 12:31	108-88-3	
1,1,1-Trichloroethane	ND	ug/L	5.0	0.50	1		08/15/14 12:31	71-55-6	
1,1,2-Trichloroethane	ND	ug/L	5.0	0.50	1		08/15/14 12:31	79-00-5	
Trichloroethene	ND	ug/L	5.0	0.50	1		08/15/14 12:31	79-01-6	
Vinyl chloride	ND	ug/L	2.0	0.50	1		08/15/14 12:31	75-01-4	
Xylene (Total)	ND	ug/L	5.0	1.5	1		08/15/14 12:31	1330-20-7	
Surrogates									
4-Bromofluorobenzene (S)	103	%	80-120		1		08/15/14 12:31	460-00-4	
1,2-Dichloroethane-d4 (S)	92	%	80-120		1		08/15/14 12:31	17060-07-0	
Toluene-d8 (S)	104	%	80-120		1		08/15/14 12:31	2037-26-5	
Preservation pH	**1.0**		0.10	0.10	1		08/15/14 12:31		

This report shall not be reproduced, except in full,
without the written consent of Pace Analytical Services, Inc..

Pace Analytical Services, Inc.
9608 Loiret Blvd.
Lenexa, KS 66219
(913)599-5665

QUALITY CONTROL DATA

Project: FORT SMITH, AR
Pace Project No.: 60175765

QC Batch: MSV/63571 Analysis Method: EPA 5030B/8260
QC Batch Method: EPA 5030B/8260 Analysis Description: 8260 MSV Water 10 mL Purge
Associated Lab Samples: 60175765001, 60175765002, 60175765003

METHOD BLANK: 1425575 Matrix: Water
Associated Lab Samples: 60175765001, 60175765002, 60175765003

Parameter	Units	Blank Result	Reporting Limit	Analyzed	Qualifiers
1,1,1-Trichloroethane	ug/L	ND	5.0	08/15/14 10:42	
1,1,2,2-Tetrachloroethane	ug/L	ND	1.0	08/15/14 10:42	
1,1,2-Trichloroethane	ug/L	ND	5.0	08/15/14 10:42	
1,1-Dichloroethane	ug/L	ND	2.4	08/15/14 10:42	
1,1-Dichloroethene	ug/L	ND	5.0	08/15/14 10:42	
1,2-Dichloroethane	ug/L	ND	5.0	08/15/14 10:42	
1,2-Dichloropropane	ug/L	ND	5.0	08/15/14 10:42	
2-Butanone (MEK)	ug/L	ND	10.0	08/15/14 10:42	
2-Hexanone	ug/L	ND	10.0	08/15/14 10:42	
4-Methyl-2-pentanone (MIBK)	ug/L	ND	10.0	08/15/14 10:42	
Acetone	ug/L	ND	10.0	08/15/14 10:42	
Benzene	ug/L	ND	5.0	08/15/14 10:42	
Bromodichloromethane	ug/L	ND	5.0	08/15/14 10:42	
Bromoform	ug/L	ND	5.0	08/15/14 10:42	
Bromomethane	ug/L	ND	7.0	08/15/14 10:42	
Carbon disulfide	ug/L	ND	10.0	08/15/14 10:42	
Carbon tetrachloride	ug/L	ND	5.0	08/15/14 10:42	
Chlorobenzene	ug/L	ND	5.0	08/15/14 10:42	
Chloroethane	ug/L	ND	10.0	08/15/14 10:42	
Chloroform	ug/L	ND	5.0	08/15/14 10:42	
Chloromethane	ug/L	ND	10.0	08/15/14 10:42	
cis-1,2-Dichloroethene	ug/L	ND	5.0	08/15/14 10:42	
cis-1,3-Dichloropropene	ug/L	ND	1.0	08/15/14 10:42	
Dibromochloromethane	ug/L	ND	5.0	08/15/14 10:42	
Ethylbenzene	ug/L	ND	5.0	08/15/14 10:42	
Methylene chloride	ug/L	ND	5.0	08/15/14 10:42	
Styrene	ug/L	ND	5.0	08/15/14 10:42	
Tetrachloroethene	ug/L	ND	5.0	08/15/14 10:42	
Toluene	ug/L	ND	5.0	08/15/14 10:42	
trans-1,2-Dichloroethene	ug/L	ND	5.0	08/15/14 10:42	
trans-1,3-Dichloropropene	ug/L	ND	1.0	08/15/14 10:42	
Trichloroethene	ug/L	ND	5.0	08/15/14 10:42	
Vinyl chloride	ug/L	ND	2.0	08/15/14 10:42	
Xylene (Total)	ug/L	ND	5.0	08/15/14 10:42	
1,2-Dichloroethane-d4 (S)	%	99	80-120	08/15/14 10:42	
4-Bromofluorobenzene (S)	%	106	80-120	08/15/14 10:42	
Toluene-d8 (S)	%	104	80-120	08/15/14 10:42	

Results presented on this page are in the units indicated by the "Units" column except where an alternate unit is presented to the right of the result.

This report shall not be reproduced, except in full,
without the written consent of Pace Analytical Services, Inc..

Pace Analytical Services, Inc.
9608 Loiret Blvd.
Lenexa, KS 66219
(913)599-5665

QUALITY CONTROL DATA

Project: FORT SMITH, AR
Pace Project No.: 60175765

LABORATORY CONTROL SAMPLE: 1425576

Parameter	Units	Spike Conc.	LCS Result	LCS % Rec	% Rec Limits	Qualifiers
1,1,1-Trichloroethane	ug/L	20	19.8	99	80-121	
1,1,2,2-Tetrachloroethane	ug/L	20	17.8	89	73-124	
1,1,2-Trichloroethane	ug/L	20	18.7	93	80-120	
1,1-Dichloroethane	ug/L	20	18.1	91	77-120	
1,1-Dichloroethene	ug/L	20	20.0	100	78-126	
1,2-Dichloroethane	ug/L	20	19.0	95	77-123	
1,2-Dichloropropane	ug/L	20	18.7	94	80-121	
2-Butanone (MEK)	ug/L	100	87.3	87	52-145	
2-Hexanone	ug/L	100	82.1	82	57-139	
4-Methyl-2-pentanone (MIBK)	ug/L	100	84.4	84	71-131	
Acetone	ug/L	100	84.7	85	32-155	
Benzene	ug/L	20	19.2	96	80-120	
Bromodichloromethane	ug/L	20	19.4	97	80-120	
Bromoform	ug/L	20	18.4	92	73-124	
Bromomethane	ug/L	20	21.2	106	31-144	
Carbon disulfide	ug/L	20	21.7	109	65-125	
Carbon tetrachloride	ug/L	20	19.5	97	78-128	
Chlorobenzene	ug/L	20	20.1	101	80-120	
Chloroethane	ug/L	20	19.6	98	55-137	
Chloroform	ug/L	20	20.1	101	79-120	
Chloromethane	ug/L	20	22.4	112	22-138	
cis-1,2-Dichloroethene	ug/L	20	20.6	103	80-120	
cis-1,3-Dichloropropene	ug/L	20	18.7	93	80-120	
Dibromochloromethane	ug/L	20	18.9	95	80-120	
Ethylbenzene	ug/L	20	19.7	98	80-121	
Methylene chloride	ug/L	20	19.9	100	73-126	
Styrene	ug/L	20	20.3	101	80-120	
Tetrachloroethene	ug/L	20	19.9	100	80-121	
Toluene	ug/L	20	19.7	99	80-122	
trans-1,2-Dichloroethene	ug/L	20	19.5	98	79-121	
trans-1,3-Dichloropropene	ug/L	20	18.5	93	80-127	
Trichloroethene	ug/L	20	19.6	98	80-120	
Vinyl chloride	ug/L	20	19.3	96	59-120	
Xylene (Total)	ug/L	60	60.6	101	80-121	
1,2-Dichloroethane-d4 (S)	%			99	80-120	
4-Bromofluorobenzene (S)	%			103	80-120	
Toluene-d8 (S)	%			104	80-120	

Results presented on this page are in the units indicated by the "Units" column except where an alternate unit is presented to the right of the result.

This report shall not be reproduced, except in full,
without the written consent of Pace Analytical Services, Inc..

Pace Analytical Services, Inc.
9608 Loiret Blvd.
Lenexa, KS 66219
(913)599-5665

QUALIFIERS

Project: FORT SMITH, AR
Pace Project No.: 60175765

DEFINITIONS

DF - Dilution Factor, if reported, represents the factor applied to the reported data due to changes in sample preparation, dilution of the sample aliquot, or moisture content.

ND - Not Detected at or above adjusted reporting limit.

J - Estimated concentration above the adjusted method detection limit and below the adjusted reporting limit.

MDL - Adjusted Method Detection Limit.

PQL - Practical Quantitation Limit.

RL - Reporting Limit.

S - Surrogate

1,2-Diphenylhydrazine (8270 listed analyte) decomposes to Azobenzene.

Consistent with EPA guidelines, unrounded data are displayed and have been used to calculate % recovery and RPD values.

LCS(D) - Laboratory Control Sample (Duplicate)

MS(D) - Matrix Spike (Duplicate)

DUP - Sample Duplicate

RPD - Relative Percent Difference

NC - Not Calculable.

SG - Silica Gel - Clean-Up

U - Indicates the compound was analyzed for, but not detected.

N-Nitrosodiphenylamine decomposes and cannot be separated from Diphenylamine using Method 8270. The result reported for each analyte is a combined concentration.

Pace Analytical is TNI accredited. Contact your Pace PM for the current list of accredited analytes.

TNI - The NELAC Institute.

BATCH QUALIFIERS

Batch: MSV/63571

[M5] A matrix spike/matrix spike duplicate was not performed for this batch due to insufficient sample volume.

This report shall not be reproduced, except in full,
without the written consent of Pace Analytical Services, Inc..

Pace Analytical Services, Inc.
9608 Loiret Blvd.
Lenexa, KS 66219
(913)599-5665

QUALITY CONTROL DATA CROSS REFERENCE TABLE

Project: FORT SMITH, AR
Pace Project No.: 60175765

Lab ID	Sample ID	QC Batch Method	QC Batch	Analytical Method	Analytical Batch
60175765001	**DP-46-082014**	EPA 5030B/8260	MSV/63571		
60175765002	**DP-47-082014**	EPA 5030B/8260	MSV/63571		
60175765003	**TB16-20140813**	EPA 5030B/8260	MSV/63571		

This report shall not be reproduced, except in full,
without the written consent of Pace Analytical Services, Inc..

Pace Analytical
www.pacelabs.com

Sample Condition Upon Receipt

WO#: 60175765

60175765

Optional
Proj Due Date:
Proj Name:

Client Name: Environ

Courier: Fed Ex ☐ UPS ☐ USPS ☐ Client ☑ Commercial ☐ Pace ☐ Other ☐

Tracking #: _____ Pace Shipping Label Used? Yes ☐ No ☑

Custody Seal on Cooler/Box Present: Yes ☐ No ☑ Seals intact: Yes ☐ No ☑

Packing Material: Bubble Wrap ☐ Bubble Bags ☐ Foam ☑ None ☐ Other ☑ 2PIC

Thermometer Used: T-239 / T-194 **Type of Ice:** Wet Blue None ☐ Samples received on ice, cooling process has begun.
(circle one)

Cooler Temperature: 3.2

Temperature should be above freezing to 6°C

Date and initials of person examining contents: PVE 8/14/14

Chain of Custody present:	☑Yes ☐No ☐N/A	1.
Chain of Custody filled out:	☑Yes ☐No ☐N/A	2.
Chain of Custody relinquished:	☑Yes ☐No ☐N/A	3.
Sampler name & signature on COC:	☑Yes ☐No ☐N/A	4.
Samples arrived within holding time:	☑Yes ☐No ☐N/A	5.
Short Hold Time analyses (<72hr):	☐Yes ☑No ☐N/A	6.
Rush Turn Around Time requested:	☑Yes ☐No ☐N/A	7. 24Hr
Sufficient volume:	☑Yes ☐No ☐N/A	8.
Correct containers used:	☑Yes ☐No ☐N/A	
Pace containers used:	☑Yes ☐No ☐N/A	9.
Containers intact:	☑Yes ☐No ☐N/A	10.
Unpreserved 5035A soils frozen w/in 48hrs?	☐Yes ☐No ☑N/A	11.
Filtered volume received for dissolved tests?	☐Yes ☐No ☑N/A	12.
Sample labels match COC:	☑Yes ☐No ☐N/A	
Includes date/time/ID/analyses Matrix: WT		13.
All containers needing preservation have been checked.	☐Yes ☐No ☑N/A	
All containers needing preservation are found to be in compliance with EPA recommendation.	☐Yes ☐No ☑N/A	14.
Exceptions: VOA, coliform, TOC, O&G, WI-DRO (water), Phenolics	☑Yes ☐No	Initial when completed / Lot # of added preservative
Trip Blank present:	☑Yes ☐No ☐N/A	
Pace Trip Blank lot # (if purchased): 061614.3		15.
Headspace in VOA vials (>6mm):	☐Yes ☑No ☐N/A	16.
Project sampled in USDA Regulated Area:	☐Yes ☐No ☑N/A	17. List State:

Client Notification/ Resolution: Copy COC to Client? Y / N Field Data Required? Y / N

Person Contacted: _____ Date/Time: _____

Comments/ Resolution: _____

Project Manager Review: [illegible] Date: 8/14

Pace Analytical
www.pacelabs.com

The Chain-of-Custody is a LEGAL DOCUMENT. All relevant fields must be completed accurately.

Page: 1 of 1

Section A Required Client Information:

Company:	Environ
Address:	7500 College Blvd., Ste. 925
	Overland Park, KS 66210
Email To:	wstonestreet@environcorp.com
Phone: 913-553-5926	Fax:
Requested Due Date/TAT:	24 Hr.

Section B Required Project Information:

Report To:	Wendy Stonestreet
Copy To:	Tamara Gleason
	tgleason@environcorp.com
Purchase Order No.:	
Project Name:	Fort Smith, AR
Project Number:	

Section C Invoice Information:

Attention:	Tamara Gleason
Company Name:	
Address:	
Pace Quote Reference:	
Pace Project Manager:	MJ Walls
Pace Profile #:	7444, line 1

REGULATORY AGENCY

☐ NPDES ☐ GROUND WATER ☐ DRINKING WATER
☐ UST ☐ RCRA ☐ OTHER _____

Site Location STATE: AR

Section D Required Client Information

Valid Matrix Codes

MATRIX	CODE
DRINKING WATER	DW
WATER	WT
WASTE WATER	WW
PRODUCT	P
SOIL/SOLID	SL
OIL	OL
WIPE	WP
AIR	AR
OTHER	OT
TISSUE	TS

SAMPLE ID (A-Z, 0-9 / ,-) Sample IDs MUST BE UNIQUE

Requested Analysis Filtered (Y/N)

ITEM #	SAMPLE ID	MATRIX CODE (see valid codes to left)	SAMPLE TYPE (G=GRAB C=COMP)	COLLECTED Composite Start DATE	Composite Start TIME	Composite End/Grab DATE	Composite End/Grab TIME	SAMPLE TEMP AT COLLECTION	# OF CONTAINERS	Preservatives: Unpreserved	H_2SO_4	HNO_3	HCl	NaOH	$Na_2S_2O_3$	Methanol	Other	Analysis Test: 8260 client specific list (Y/N: N)	Residual Chlorine (Y/N)	Pace Project No./ Lab I.D.
1	DP-46-082014	WT	G			8/13/14	0830		3				X					X		30694 a1
2	DP-47-082014	WT	G			8/13/14	1015		3				X					X		↓ a2
3	TripBlank 08-082014	WT							2				X					X		20694 a3
4	Temp Blank																			
5																				
6																				
7																				
8																				
9																				
10																				
11																				
12																				

60175765

ADDITIONAL COMMENTS	RELINQUISHED BY / AFFILIATION	DATE	TIME	ACCEPTED BY / AFFILIATION	DATE	TIME	SAMPLE CONDITIONS			
24 Hr. TAT !	[signature]	8/14/14	848	[signature]	8/14/14	0848	3.2	Y	N	Y

SAMPLER NAME AND SIGNATURE

PRINT Name of SAMPLER: Nick Zurweller

SIGNATURE of SAMPLER: [signature] DATE Signed (MM/DD/YY): 8/13/14

Temp in °C | Received on Ice (Y/N) | Custody Sealed Cooler (Y/N) | Samples Intact (Y/N)

*Important Note: By signing this form you are accepting Pace's NET 30 day payment terms and agreeing to late charges of 1.5% per month for any invoices not paid within 30 days.

F-ALL-Q-020rev.07, 15-Feb-2007

Pace Analytical Services, Inc.
9608 Loiret Blvd.
Lenexa, KS 66219
(913)599-5665

August 19, 2014

Wendy Stonestreet
Environ International Corporation
7500 College Blvd Ste 925
Overland Park, KS 66210

RE: Project: Fort Smith, AR
Pace Project No.: 60175927

Dear Wendy Stonestreet:
Enclosed are the analytical results for sample(s) received by the laboratory on August 16, 2014. The results relate only to the samples included in this report. Results reported herein conform to the most current TNI standards and the laboratory's Quality Assurance Manual, where applicable, unless otherwise noted in the body of the report.

If you have any questions concerning this report, please feel free to contact me.

Sincerely,

Mary Jane Walls
maryjane.walls@pacelabs.com
PM Lab Management

Enclosures

cc: EDD, Environ_AR
Tamara Gleason, ENVIRON International Corporation

REPORT OF LABORATORY ANALYSIS

This report shall not be reproduced, except in full,
without the written consent of Pace Analytical Services, Inc..

Pace Analytical Services, Inc.
9608 Loiret Blvd.
Lenexa, KS 66219
(913)599-5665

CERTIFICATIONS

Project:	Fort Smith, AR
Pace Project No.:	60175927

Kansas Certification IDs
9608 Loiret Boulevard, Lenexa, KS 66219
WY STR Certification #: 2456.01
Arkansas Certification #: 13-012-0
Illinois Certification #: 003097
Iowa Certification #: 118
Kansas/NELAP Certification #: E-10116
Louisiana Certification #: 03055
Nevada Certification #: KS000212008A
Oklahoma Certification #: 9205/9935
Texas Certification #: T104704407
Utah Certification #: KS00021

This report shall not be reproduced, except in full,
without the written consent of Pace Analytical Services, Inc..

Pace Analytical Services, Inc.
9608 Loiret Blvd.
Lenexa, KS 66219
(913)599-5665

SAMPLE SUMMARY

Project: Fort Smith, AR
Pace Project No.: 60175927

Lab ID	Sample ID	Matrix	Date Collected	Date Received
60175927001	**DP-48-SL (4.0 FT)-20140814**	Solid	08/14/14 10:35	08/16/14 02:35
60175927002	**DP-48-SL (11.5 FT)-20140814**	Solid	08/14/14 10:50	08/16/14 02:35
60175927003	**DP-49-SL (4.0 FT)-20140814**	Solid	08/14/14 12:35	08/16/14 02:35
60175927004	**DP-49-SL (10.0 FT)-20140814**	Solid	08/14/14 12:40	08/16/14 02:35
60175927005	**DP-49-SL (13.0 FT)-20140814**	Solid	08/14/14 12:55	08/16/14 02:35
60175927006	**DP-50-SL (4.0 FT)-20140814**	Solid	08/14/14 14:30	08/16/14 02:35
60175927007	**DP-50-SL (10.0 FT)-20140814**	Solid	08/14/14 14:45	08/16/14 02:35
60175927008	**TB17-20140814**	Solid	08/14/14 10:35	08/16/14 02:35

This report shall not be reproduced, except in full,
without the written consent of Pace Analytical Services, Inc..

Pace Analytical Services, Inc.
9608 Loiret Blvd.
Lenexa, KS 66219
(913)599-5665

SAMPLE ANALYTE COUNT

Project: Fort Smith, AR
Pace Project No.: 60175927

Lab ID	Sample ID	Method	Analysts	Analytes Reported
60175927001	**DP-48-SL (4.0 FT)-20140814**	EPA 8260	JKL	37
		ASTM D2974	DWC	1
60175927002	**DP-48-SL (11.5 FT)-20140814**	EPA 8260	JKL	37
		ASTM D2974	DWC	1
60175927003	**DP-49-SL (4.0 FT)-20140814**	EPA 8260	JKL	37
		ASTM D2974	DWC	1
60175927004	**DP-49-SL (10.0 FT)-20140814**	EPA 8260	JKL	37
		ASTM D2974	DWC	1
60175927005	**DP-49-SL (13.0 FT)-20140814**	EPA 8260	JKL	37
		ASTM D2974	DWC	1
60175927006	**DP-50-SL (4.0 FT)-20140814**	EPA 8260	JKL	37
		ASTM D2974	DWC	1
60175927007	**DP-50-SL (10.0 FT)-20140814**	EPA 8260	JKL	37
		ASTM D2974	DWC	1
60175927008	**TB17-20140814**	EPA 8260	JKL	37

This report shall not be reproduced, except in full,
without the written consent of Pace Analytical Services, Inc..

Pace Analytical Services, Inc.
9608 Loiret Blvd.
Lenexa, KS 66219
(913)599-5665

PROJECT NARRATIVE

Project: Fort Smith, AR
Pace Project No.: 60175927

Method: **EPA 8260**
Description: 8260 MSV 5035A VOA
Client: Environ_AR
Date: August 19, 2014

General Information:
8 samples were analyzed for EPA 8260. All samples were received in acceptable condition with any exceptions noted below.

Hold Time:
The samples were analyzed within the method required hold times with any exceptions noted below.

Initial Calibrations (including MS Tune as applicable):
All criteria were within method requirements with any exceptions noted below.

Continuing Calibration:
All criteria were within method requirements with any exceptions noted below.

Internal Standards:
All internal standards were within QC limits with any exceptions noted below.

Surrogates:
All surrogates were within QC limits with any exceptions noted below.

Method Blank:
All analytes were below the report limit in the method blank, where applicable, with any exceptions noted below.

Laboratory Control Spike:
All laboratory control spike compounds were within QC limits with any exceptions noted below.

Matrix Spikes:
All percent recoveries and relative percent differences (RPDs) were within acceptance criteria with any exceptions noted below.

Additional Comments:

This data package has been reviewed for quality and completeness and is approved for release.

This report shall not be reproduced, except in full,
without the written consent of Pace Analytical Services, Inc..

Pace Analytical Services, Inc.
9608 Loiret Blvd.
Lenexa, KS 66219
(913)599-5665

ANALYTICAL RESULTS

Project: Fort Smith, AR
Pace Project No.: 60175927

Sample: DP-48-SL (4.0 FT)-20140814 **Lab ID: 60175927001** Collected: 08/14/14 10:35 Received: 08/16/14 02:35 Matrix: Solid

Results reported on a "dry-weight" basis

Parameters	Results	Units	Report Limit	MDL	DF	Prepared	Analyzed	CAS No.	Qual
8260 MSV 5035A VOA	Analytical Method: EPA 8260								
Acetone	**15.3J**	ug/kg	18.5	9.2	1		08/18/14 15:25	67-64-1	
Benzene	ND	ug/kg	4.6	2.3	1		08/18/14 15:25	71-43-2	
Bromodichloromethane	ND	ug/kg	4.6	2.3	1		08/18/14 15:25	75-27-4	
Bromoform	ND	ug/kg	4.6	2.3	1		08/18/14 15:25	75-25-2	
Bromomethane	ND	ug/kg	4.6	2.3	1		08/18/14 15:25	74-83-9	
2-Butanone (MEK)	ND	ug/kg	9.2	4.6	1		08/18/14 15:25	78-93-3	
Carbon disulfide	ND	ug/kg	4.6	2.3	1		08/18/14 15:25	75-15-0	
Carbon tetrachloride	ND	ug/kg	4.6	2.3	1		08/18/14 15:25	56-23-5	
Chlorobenzene	ND	ug/kg	4.6	2.3	1		08/18/14 15:25	108-90-7	
Chloroethane	ND	ug/kg	4.6	2.3	1		08/18/14 15:25	75-00-3	
Chloroform	ND	ug/kg	4.6	2.3	1		08/18/14 15:25	67-66-3	
Chloromethane	ND	ug/kg	4.6	2.3	1		08/18/14 15:25	74-87-3	
Dibromochloromethane	ND	ug/kg	4.6	2.3	1		08/18/14 15:25	124-48-1	
1,1-Dichloroethane	ND	ug/kg	4.6	2.3	1		08/18/14 15:25	75-34-3	
1,2-Dichloroethane	ND	ug/kg	4.6	2.3	1		08/18/14 15:25	107-06-2	
1,1-Dichloroethene	ND	ug/kg	4.6	2.3	1		08/18/14 15:25	75-35-4	
cis-1,2-Dichloroethene	ND	ug/kg	4.6	2.3	1		08/18/14 15:25	156-59-2	
trans-1,2-Dichloroethene	ND	ug/kg	4.6	2.3	1		08/18/14 15:25	156-60-5	
1,2-Dichloropropane	ND	ug/kg	4.6	2.3	1		08/18/14 15:25	78-87-5	
cis-1,3-Dichloropropene	ND	ug/kg	4.6	2.3	1		08/18/14 15:25	10061-01-5	
trans-1,3-Dichloropropene	ND	ug/kg	4.6	2.3	1		08/18/14 15:25	10061-02-6	
Ethylbenzene	ND	ug/kg	4.6	2.3	1		08/18/14 15:25	100-41-4	
2-Hexanone	ND	ug/kg	18.5	9.2	1		08/18/14 15:25	591-78-6	
Methylene chloride	ND	ug/kg	4.6	2.3	1		08/18/14 15:25	75-09-2	
4-Methyl-2-pentanone (MIBK)	ND	ug/kg	9.2	4.6	1		08/18/14 15:25	108-10-1	
Styrene	ND	ug/kg	4.6	2.3	1		08/18/14 15:25	100-42-5	
1,1,2,2-Tetrachloroethane	ND	ug/kg	4.6	2.3	1		08/18/14 15:25	79-34-5	
Tetrachloroethene	ND	ug/kg	4.6	2.3	1		08/18/14 15:25	127-18-4	
Toluene	ND	ug/kg	4.6	2.3	1		08/18/14 15:25	108-88-3	
1,1,1-Trichloroethane	ND	ug/kg	4.6	2.3	1		08/18/14 15:25	71-55-6	
1,1,2-Trichloroethane	ND	ug/kg	4.6	2.3	1		08/18/14 15:25	79-00-5	
Trichloroethene	ND	ug/kg	4.6	2.3	1		08/18/14 15:25	79-01-6	
Vinyl chloride	ND	ug/kg	4.6	2.3	1		08/18/14 15:25	75-01-4	
Xylene (Total)	ND	ug/kg	4.6	2.3	1		08/18/14 15:25	1330-20-7	
Surrogates									
Toluene-d8 (S)	99	%	80-120		1		08/18/14 15:25	2037-26-5	
4-Bromofluorobenzene (S)	100	%	76-123		1		08/18/14 15:25	460-00-4	
1,2-Dichloroethane-d4 (S)	111	%	75-129		1		08/18/14 15:25	17060-07-0	
Percent Moisture	Analytical Method: ASTM D2974								
Percent Moisture	**13.0**	%	0.50	0.50	1		08/18/14 00:00		

REPORT OF LABORATORY ANALYSIS

This report shall not be reproduced, except in full,
without the written consent of Pace Analytical Services, Inc..

Pace Analytical Services, Inc.
9608 Loiret Blvd.
Lenexa, KS 66219
(913)599-5665

ANALYTICAL RESULTS

Project: Fort Smith, AR
Pace Project No.: 60175927

Sample: DP-48-SL (11.5 FT)-20140814 **Lab ID: 60175927002** Collected: 08/14/14 10:50 Received: 08/16/14 02:35 Matrix: Solid

Results reported on a "dry-weight" basis

Parameters	Results	Units	Report Limit	MDL	DF	Prepared	Analyzed	CAS No.	Qual
8260 MSV 5035A VOA	Analytical Method: EPA 8260								
Acetone	**9.3J**	ug/kg	17.2	8.6	1		08/18/14 15:40	67-64-1	
Benzene	ND	ug/kg	4.3	2.2	1		08/18/14 15:40	71-43-2	
Bromodichloromethane	ND	ug/kg	4.3	2.2	1		08/18/14 15:40	75-27-4	
Bromoform	ND	ug/kg	4.3	2.2	1		08/18/14 15:40	75-25-2	
Bromomethane	ND	ug/kg	4.3	2.2	1		08/18/14 15:40	74-83-9	
2-Butanone (MEK)	ND	ug/kg	8.6	4.3	1		08/18/14 15:40	78-93-3	
Carbon disulfide	ND	ug/kg	4.3	2.2	1		08/18/14 15:40	75-15-0	
Carbon tetrachloride	ND	ug/kg	4.3	2.2	1		08/18/14 15:40	56-23-5	
Chlorobenzene	ND	ug/kg	4.3	2.2	1		08/18/14 15:40	108-90-7	
Chloroethane	ND	ug/kg	4.3	2.2	1		08/18/14 15:40	75-00-3	
Chloroform	ND	ug/kg	4.3	2.2	1		08/18/14 15:40	67-66-3	
Chloromethane	ND	ug/kg	4.3	2.2	1		08/18/14 15:40	74-87-3	
Dibromochloromethane	ND	ug/kg	4.3	2.2	1		08/18/14 15:40	124-48-1	
1,1-Dichloroethane	ND	ug/kg	4.3	2.2	1		08/18/14 15:40	75-34-3	
1,2-Dichloroethane	ND	ug/kg	4.3	2.2	1		08/18/14 15:40	107-06-2	
1,1-Dichloroethene	ND	ug/kg	4.3	2.2	1		08/18/14 15:40	75-35-4	
cis-1,2-Dichloroethene	ND	ug/kg	4.3	2.2	1		08/18/14 15:40	156-59-2	
trans-1,2-Dichloroethene	ND	ug/kg	4.3	2.2	1		08/18/14 15:40	156-60-5	
1,2-Dichloropropane	ND	ug/kg	4.3	2.2	1		08/18/14 15:40	78-87-5	
cis-1,3-Dichloropropene	ND	ug/kg	4.3	2.2	1		08/18/14 15:40	10061-01-5	
trans-1,3-Dichloropropene	ND	ug/kg	4.3	2.2	1		08/18/14 15:40	10061-02-6	
Ethylbenzene	ND	ug/kg	4.3	2.2	1		08/18/14 15:40	100-41-4	
2-Hexanone	ND	ug/kg	17.2	8.6	1		08/18/14 15:40	591-78-6	
Methylene chloride	ND	ug/kg	4.3	2.2	1		08/18/14 15:40	75-09-2	
4-Methyl-2-pentanone (MIBK)	ND	ug/kg	8.6	4.3	1		08/18/14 15:40	108-10-1	
Styrene	ND	ug/kg	4.3	2.2	1		08/18/14 15:40	100-42-5	
1,1,2,2-Tetrachloroethane	ND	ug/kg	4.3	2.2	1		08/18/14 15:40	79-34-5	
Tetrachloroethene	ND	ug/kg	4.3	2.2	1		08/18/14 15:40	127-18-4	
Toluene	ND	ug/kg	4.3	2.2	1		08/18/14 15:40	108-88-3	
1,1,1-Trichloroethane	ND	ug/kg	4.3	2.2	1		08/18/14 15:40	71-55-6	
1,1,2-Trichloroethane	ND	ug/kg	4.3	2.2	1		08/18/14 15:40	79-00-5	
Trichloroethene	ND	ug/kg	4.3	2.2	1		08/18/14 15:40	79-01-6	
Vinyl chloride	ND	ug/kg	4.3	2.2	1		08/18/14 15:40	75-01-4	
Xylene (Total)	ND	ug/kg	4.3	2.2	1		08/18/14 15:40	1330-20-7	
Surrogates									
Toluene-d8 (S)	100	%	80-120		1		08/18/14 15:40	2037-26-5	
4-Bromofluorobenzene (S)	100	%	76-123		1		08/18/14 15:40	460-00-4	
1,2-Dichloroethane-d4 (S)	110	%	75-129		1		08/18/14 15:40	17060-07-0	
Percent Moisture	Analytical Method: ASTM D2974								
Percent Moisture	**10.8**	%	0.50	0.50	1		08/18/14 00:00		

This report shall not be reproduced, except in full,
without the written consent of Pace Analytical Services, Inc..

Pace Analytical Services, Inc.
9608 Loiret Blvd.
Lenexa, KS 66219
(913)599-5665

ANALYTICAL RESULTS

Project: Fort Smith, AR
Pace Project No.: 60175927

Sample: DP-49-SL (4.0 FT)-20140814 **Lab ID: 60175927003** Collected: 08/14/14 12:35 Received: 08/16/14 02:35 Matrix: Solid

Results reported on a "dry-weight" basis

Parameters	Results	Units	Report Limit	MDL	DF	Prepared	Analyzed	CAS No.	Qual
8260 MSV 5035A VOA	Analytical Method: EPA 8260								
Acetone	**15.4J**	ug/kg	19.4	9.7	1		08/18/14 15:56	67-64-1	
Benzene	ND	ug/kg	4.8	2.4	1		08/18/14 15:56	71-43-2	
Bromodichloromethane	ND	ug/kg	4.8	2.4	1		08/18/14 15:56	75-27-4	
Bromoform	ND	ug/kg	4.8	2.4	1		08/18/14 15:56	75-25-2	
Bromomethane	ND	ug/kg	4.8	2.4	1		08/18/14 15:56	74-83-9	
2-Butanone (MEK)	ND	ug/kg	9.7	4.8	1		08/18/14 15:56	78-93-3	
Carbon disulfide	ND	ug/kg	4.8	2.4	1		08/18/14 15:56	75-15-0	
Carbon tetrachloride	ND	ug/kg	4.8	2.4	1		08/18/14 15:56	56-23-5	
Chlorobenzene	ND	ug/kg	4.8	2.4	1		08/18/14 15:56	108-90-7	
Chloroethane	ND	ug/kg	4.8	2.4	1		08/18/14 15:56	75-00-3	
Chloroform	ND	ug/kg	4.8	2.4	1		08/18/14 15:56	67-66-3	
Chloromethane	ND	ug/kg	4.8	2.4	1		08/18/14 15:56	74-87-3	
Dibromochloromethane	ND	ug/kg	4.8	2.4	1		08/18/14 15:56	124-48-1	
1,1-Dichloroethane	ND	ug/kg	4.8	2.4	1		08/18/14 15:56	75-34-3	
1,2-Dichloroethane	ND	ug/kg	4.8	2.4	1		08/18/14 15:56	107-06-2	
1,1-Dichloroethene	ND	ug/kg	4.8	2.4	1		08/18/14 15:56	75-35-4	
cis-1,2-Dichloroethene	ND	ug/kg	4.8	2.4	1		08/18/14 15:56	156-59-2	
trans-1,2-Dichloroethene	ND	ug/kg	4.8	2.4	1		08/18/14 15:56	156-60-5	
1,2-Dichloropropane	ND	ug/kg	4.8	2.4	1		08/18/14 15:56	78-87-5	
cis-1,3-Dichloropropene	ND	ug/kg	4.8	2.4	1		08/18/14 15:56	10061-01-5	
trans-1,3-Dichloropropene	ND	ug/kg	4.8	2.4	1		08/18/14 15:56	10061-02-6	
Ethylbenzene	ND	ug/kg	4.8	2.4	1		08/18/14 15:56	100-41-4	
2-Hexanone	ND	ug/kg	19.4	9.7	1		08/18/14 15:56	591-78-6	
Methylene chloride	ND	ug/kg	4.8	2.4	1		08/18/14 15:56	75-09-2	
4-Methyl-2-pentanone (MIBK)	ND	ug/kg	9.7	4.8	1		08/18/14 15:56	108-10-1	
Styrene	ND	ug/kg	4.8	2.4	1		08/18/14 15:56	100-42-5	
1,1,2,2-Tetrachloroethane	ND	ug/kg	4.8	2.4	1		08/18/14 15:56	79-34-5	
Tetrachloroethene	ND	ug/kg	4.8	2.4	1		08/18/14 15:56	127-18-4	
Toluene	ND	ug/kg	4.8	2.4	1		08/18/14 15:56	108-88-3	
1,1,1-Trichloroethane	ND	ug/kg	4.8	2.4	1		08/18/14 15:56	71-55-6	
1,1,2-Trichloroethane	ND	ug/kg	4.8	2.4	1		08/18/14 15:56	79-00-5	
Trichloroethene	ND	ug/kg	4.8	2.4	1		08/18/14 15:56	79-01-6	
Vinyl chloride	ND	ug/kg	4.8	2.4	1		08/18/14 15:56	75-01-4	
Xylene (Total)	ND	ug/kg	4.8	2.4	1		08/18/14 15:56	1330-20-7	
Surrogates									
Toluene-d8 (S)	100	%	80-120		1		08/18/14 15:56	2037-26-5	
4-Bromofluorobenzene (S)	100	%	76-123		1		08/18/14 15:56	460-00-4	
1,2-Dichloroethane-d4 (S)	112	%	75-129		1		08/18/14 15:56	17060-07-0	
Percent Moisture	Analytical Method: ASTM D2974								
Percent Moisture	**15.5**	%	0.50	0.50	1		08/18/14 00:00		

REPORT OF LABORATORY ANALYSIS

This report shall not be reproduced, except in full,
without the written consent of Pace Analytical Services, Inc..

Pace Analytical Services, Inc.
9608 Loiret Blvd.
Lenexa, KS 66219
(913)599-5665

ANALYTICAL RESULTS

Project: Fort Smith, AR
Pace Project No.: 60175927

Sample: DP-49-SL (10.0 FT)-20140814 **Lab ID: 60175927004** Collected: 08/14/14 12:40 Received: 08/16/14 02:35 Matrix: Solid

Results reported on a "dry-weight" basis

Parameters	Results	Units	Report Limit	MDL	DF	Prepared	Analyzed	CAS No.	Qual
8260 MSV 5035A VOA	Analytical Method: EPA 8260								
Acetone	**12.3J**	ug/kg	17.4	8.7	1		08/18/14 16:11	67-64-1	
Benzene	ND	ug/kg	4.3	2.2	1		08/18/14 16:11	71-43-2	
Bromodichloromethane	ND	ug/kg	4.3	2.2	1		08/18/14 16:11	75-27-4	
Bromoform	ND	ug/kg	4.3	2.2	1		08/18/14 16:11	75-25-2	
Bromomethane	ND	ug/kg	4.3	2.2	1		08/18/14 16:11	74-83-9	
2-Butanone (MEK)	ND	ug/kg	8.7	4.3	1		08/18/14 16:11	78-93-3	
Carbon disulfide	ND	ug/kg	4.3	2.2	1		08/18/14 16:11	75-15-0	
Carbon tetrachloride	ND	ug/kg	4.3	2.2	1		08/18/14 16:11	56-23-5	
Chlorobenzene	ND	ug/kg	4.3	2.2	1		08/18/14 16:11	108-90-7	
Chloroethane	ND	ug/kg	4.3	2.2	1		08/18/14 16:11	75-00-3	
Chloroform	ND	ug/kg	4.3	2.2	1		08/18/14 16:11	67-66-3	
Chloromethane	ND	ug/kg	4.3	2.2	1		08/18/14 16:11	74-87-3	
Dibromochloromethane	ND	ug/kg	4.3	2.2	1		08/18/14 16:11	124-48-1	
1,1-Dichloroethane	ND	ug/kg	4.3	2.2	1		08/18/14 16:11	75-34-3	
1,2-Dichloroethane	ND	ug/kg	4.3	2.2	1		08/18/14 16:11	107-06-2	
1,1-Dichloroethene	ND	ug/kg	4.3	2.2	1		08/18/14 16:11	75-35-4	
cis-1,2-Dichloroethene	ND	ug/kg	4.3	2.2	1		08/18/14 16:11	156-59-2	
trans-1,2-Dichloroethene	ND	ug/kg	4.3	2.2	1		08/18/14 16:11	156-60-5	
1,2-Dichloropropane	ND	ug/kg	4.3	2.2	1		08/18/14 16:11	78-87-5	
cis-1,3-Dichloropropene	ND	ug/kg	4.3	2.2	1		08/18/14 16:11	10061-01-5	
trans-1,3-Dichloropropene	ND	ug/kg	4.3	2.2	1		08/18/14 16:11	10061-02-6	
Ethylbenzene	ND	ug/kg	4.3	2.2	1		08/18/14 16:11	100-41-4	
2-Hexanone	ND	ug/kg	17.4	8.7	1		08/18/14 16:11	591-78-6	
Methylene chloride	ND	ug/kg	4.3	2.2	1		08/18/14 16:11	75-09-2	
4-Methyl-2-pentanone (MIBK)	ND	ug/kg	8.7	4.3	1		08/18/14 16:11	108-10-1	
Styrene	ND	ug/kg	4.3	2.2	1		08/18/14 16:11	100-42-5	
1,1,2,2-Tetrachloroethane	ND	ug/kg	4.3	2.2	1		08/18/14 16:11	79-34-5	
Tetrachloroethene	ND	ug/kg	4.3	2.2	1		08/18/14 16:11	127-18-4	
Toluene	ND	ug/kg	4.3	2.2	1		08/18/14 16:11	108-88-3	
1,1,1-Trichloroethane	ND	ug/kg	4.3	2.2	1		08/18/14 16:11	71-55-6	
1,1,2-Trichloroethane	ND	ug/kg	4.3	2.2	1		08/18/14 16:11	79-00-5	
Trichloroethene	ND	ug/kg	4.3	2.2	1		08/18/14 16:11	79-01-6	
Vinyl chloride	ND	ug/kg	4.3	2.2	1		08/18/14 16:11	75-01-4	
Xylene (Total)	ND	ug/kg	4.3	2.2	1		08/18/14 16:11	1330-20-7	
Surrogates									
Toluene-d8 (S)	101	%	80-120		1		08/18/14 16:11	2037-26-5	
4-Bromofluorobenzene (S)	101	%	76-123		1		08/18/14 16:11	460-00-4	
1,2-Dichloroethane-d4 (S)	113	%	75-129		1		08/18/14 16:11	17060-07-0	
Percent Moisture	Analytical Method: ASTM D2974								
Percent Moisture	**11.3**	%	0.50	0.50	1		08/18/14 00:00		

REPORT OF LABORATORY ANALYSIS

This report shall not be reproduced, except in full,
without the written consent of Pace Analytical Services, Inc..

Pace Analytical Services, Inc.
9608 Loiret Blvd.
Lenexa, KS 66219
(913)599-5665

ANALYTICAL RESULTS

Project: Fort Smith, AR
Pace Project No.: 60175927

Sample: DP-49-SL (13.0 FT)-20140814 **Lab ID: 60175927005** Collected: 08/14/14 12:55 Received: 08/16/14 02:35 Matrix: Solid

Results reported on a "dry-weight" basis

Parameters	Results	Units	Report Limit	MDL	DF	Prepared	Analyzed	CAS No.	Qual
8260 MSV 5035A VOA	Analytical Method: EPA 8260								
Acetone	**14.2J**	ug/kg	22.6	11.3	1		08/18/14 16:26	67-64-1	
Benzene	ND	ug/kg	5.6	2.8	1		08/18/14 16:26	71-43-2	
Bromodichloromethane	ND	ug/kg	5.6	2.8	1		08/18/14 16:26	75-27-4	
Bromoform	ND	ug/kg	5.6	2.8	1		08/18/14 16:26	75-25-2	
Bromomethane	ND	ug/kg	5.6	2.8	1		08/18/14 16:26	74-83-9	
2-Butanone (MEK)	ND	ug/kg	11.3	5.6	1		08/18/14 16:26	78-93-3	
Carbon disulfide	ND	ug/kg	5.6	2.8	1		08/18/14 16:26	75-15-0	
Carbon tetrachloride	ND	ug/kg	5.6	2.8	1		08/18/14 16:26	56-23-5	
Chlorobenzene	ND	ug/kg	5.6	2.8	1		08/18/14 16:26	108-90-7	
Chloroethane	ND	ug/kg	5.6	2.8	1		08/18/14 16:26	75-00-3	
Chloroform	ND	ug/kg	5.6	2.8	1		08/18/14 16:26	67-66-3	
Chloromethane	ND	ug/kg	5.6	2.8	1		08/18/14 16:26	74-87-3	
Dibromochloromethane	ND	ug/kg	5.6	2.8	1		08/18/14 16:26	124-48-1	
1,1-Dichloroethane	ND	ug/kg	5.6	2.8	1		08/18/14 16:26	75-34-3	
1,2-Dichloroethane	ND	ug/kg	5.6	2.8	1		08/18/14 16:26	107-06-2	
1,1-Dichloroethene	ND	ug/kg	5.6	2.8	1		08/18/14 16:26	75-35-4	
cis-1,2-Dichloroethene	ND	ug/kg	5.6	2.8	1		08/18/14 16:26	156-59-2	
trans-1,2-Dichloroethene	ND	ug/kg	5.6	2.8	1		08/18/14 16:26	156-60-5	
1,2-Dichloropropane	ND	ug/kg	5.6	2.8	1		08/18/14 16:26	78-87-5	
cis-1,3-Dichloropropene	ND	ug/kg	5.6	2.8	1		08/18/14 16:26	10061-01-5	
trans-1,3-Dichloropropene	ND	ug/kg	5.6	2.8	1		08/18/14 16:26	10061-02-6	
Ethylbenzene	ND	ug/kg	5.6	2.8	1		08/18/14 16:26	100-41-4	
2-Hexanone	ND	ug/kg	22.6	11.3	1		08/18/14 16:26	591-78-6	
Methylene chloride	ND	ug/kg	5.6	2.8	1		08/18/14 16:26	75-09-2	
4-Methyl-2-pentanone (MIBK)	ND	ug/kg	11.3	5.6	1		08/18/14 16:26	108-10-1	
Styrene	ND	ug/kg	5.6	2.8	1		08/18/14 16:26	100-42-5	
1,1,2,2-Tetrachloroethane	ND	ug/kg	5.6	2.8	1		08/18/14 16:26	79-34-5	
Tetrachloroethene	ND	ug/kg	5.6	2.8	1		08/18/14 16:26	127-18-4	
Toluene	ND	ug/kg	5.6	2.8	1		08/18/14 16:26	108-88-3	
1,1,1-Trichloroethane	ND	ug/kg	5.6	2.8	1		08/18/14 16:26	71-55-6	
1,1,2-Trichloroethane	ND	ug/kg	5.6	2.8	1		08/18/14 16:26	79-00-5	
Trichloroethene	ND	ug/kg	5.6	2.8	1		08/18/14 16:26	79-01-6	
Vinyl chloride	ND	ug/kg	5.6	2.8	1		08/18/14 16:26	75-01-4	
Xylene (Total)	ND	ug/kg	5.6	2.8	1		08/18/14 16:26	1330-20-7	
Surrogates									
Toluene-d8 (S)	100	%	80-120		1		08/18/14 16:26	2037-26-5	
4-Bromofluorobenzene (S)	98	%	76-123		1		08/18/14 16:26	460-00-4	
1,2-Dichloroethane-d4 (S)	110	%	75-129		1		08/18/14 16:26	17060-07-0	
Percent Moisture	Analytical Method: ASTM D2974								
Percent Moisture	**18.9**	%	0.50	0.50	1		08/18/14 00:00		

REPORT OF LABORATORY ANALYSIS

This report shall not be reproduced, except in full,
without the written consent of Pace Analytical Services, Inc..

Pace Analytical Services, Inc.
9608 Loiret Blvd.
Lenexa, KS 66219
(913)599-5665

ANALYTICAL RESULTS

Project: Fort Smith, AR
Pace Project No.: 60175927

Sample: DP-50-SL (4.0 FT)-20140814 **Lab ID: 60175927006** Collected: 08/14/14 14:30 Received: 08/16/14 02:35 Matrix: Solid

Results reported on a "dry-weight" basis

Parameters	Results	Units	Report Limit	MDL	DF	Prepared	Analyzed	CAS No.	Qual
8260 MSV 5035A VOA	Analytical Method: EPA 8260								
Acetone	ND	ug/kg	18.4	9.2	1		08/18/14 16:42	67-64-1	
Benzene	ND	ug/kg	4.6	2.3	1		08/18/14 16:42	71-43-2	
Bromodichloromethane	ND	ug/kg	4.6	2.3	1		08/18/14 16:42	75-27-4	
Bromoform	ND	ug/kg	4.6	2.3	1		08/18/14 16:42	75-25-2	
Bromomethane	ND	ug/kg	4.6	2.3	1		08/18/14 16:42	74-83-9	
2-Butanone (MEK)	ND	ug/kg	9.2	4.6	1		08/18/14 16:42	78-93-3	
Carbon disulfide	ND	ug/kg	4.6	2.3	1		08/18/14 16:42	75-15-0	
Carbon tetrachloride	ND	ug/kg	4.6	2.3	1		08/18/14 16:42	56-23-5	
Chlorobenzene	ND	ug/kg	4.6	2.3	1		08/18/14 16:42	108-90-7	
Chloroethane	ND	ug/kg	4.6	2.3	1		08/18/14 16:42	75-00-3	
Chloroform	ND	ug/kg	4.6	2.3	1		08/18/14 16:42	67-66-3	
Chloromethane	ND	ug/kg	4.6	2.3	1		08/18/14 16:42	74-87-3	
Dibromochloromethane	ND	ug/kg	4.6	2.3	1		08/18/14 16:42	124-48-1	
1,1-Dichloroethane	ND	ug/kg	4.6	2.3	1		08/18/14 16:42	75-34-3	
1,2-Dichloroethane	ND	ug/kg	4.6	2.3	1		08/18/14 16:42	107-06-2	
1,1-Dichloroethene	ND	ug/kg	4.6	2.3	1		08/18/14 16:42	75-35-4	
cis-1,2-Dichloroethene	ND	ug/kg	4.6	2.3	1		08/18/14 16:42	156-59-2	
trans-1,2-Dichloroethene	ND	ug/kg	4.6	2.3	1		08/18/14 16:42	156-60-5	
1,2-Dichloropropane	ND	ug/kg	4.6	2.3	1		08/18/14 16:42	78-87-5	
cis-1,3-Dichloropropene	ND	ug/kg	4.6	2.3	1		08/18/14 16:42	10061-01-5	
trans-1,3-Dichloropropene	ND	ug/kg	4.6	2.3	1		08/18/14 16:42	10061-02-6	
Ethylbenzene	ND	ug/kg	4.6	2.3	1		08/18/14 16:42	100-41-4	
2-Hexanone	ND	ug/kg	18.4	9.2	1		08/18/14 16:42	591-78-6	
Methylene chloride	ND	ug/kg	4.6	2.3	1		08/18/14 16:42	75-09-2	
4-Methyl-2-pentanone (MIBK)	ND	ug/kg	9.2	4.6	1		08/18/14 16:42	108-10-1	
Styrene	ND	ug/kg	4.6	2.3	1		08/18/14 16:42	100-42-5	
1,1,2,2-Tetrachloroethane	ND	ug/kg	4.6	2.3	1		08/18/14 16:42	79-34-5	
Tetrachloroethene	ND	ug/kg	4.6	2.3	1		08/18/14 16:42	127-18-4	
Toluene	ND	ug/kg	4.6	2.3	1		08/18/14 16:42	108-88-3	
1,1,1-Trichloroethane	ND	ug/kg	4.6	2.3	1		08/18/14 16:42	71-55-6	
1,1,2-Trichloroethane	ND	ug/kg	4.6	2.3	1		08/18/14 16:42	79-00-5	
Trichloroethene	ND	ug/kg	4.6	2.3	1		08/18/14 16:42	79-01-6	
Vinyl chloride	ND	ug/kg	4.6	2.3	1		08/18/14 16:42	75-01-4	
Xylene (Total)	ND	ug/kg	4.6	2.3	1		08/18/14 16:42	1330-20-7	
Surrogates									
Toluene-d8 (S)	100	%	80-120		1		08/18/14 16:42	2037-26-5	
4-Bromofluorobenzene (S)	100	%	76-123		1		08/18/14 16:42	460-00-4	
1,2-Dichloroethane-d4 (S)	112	%	75-129		1		08/18/14 16:42	17060-07-0	
Percent Moisture	Analytical Method: ASTM D2974								
Percent Moisture	**15.8**	%	0.50	0.50	1		08/18/14 00:00		

This report shall not be reproduced, except in full,
without the written consent of Pace Analytical Services, Inc..

Pace Analytical Services, Inc.
9608 Loiret Blvd.
Lenexa, KS 66219
(913)599-5665

ANALYTICAL RESULTS

Project: Fort Smith, AR
Pace Project No.: 60175927

Sample: DP-50-SL (10.0 FT)-20140814 **Lab ID: 60175927007** Collected: 08/14/14 14:45 Received: 08/16/14 02:35 Matrix: Solid

Results reported on a "dry-weight" basis

Parameters	Results	Units	Report Limit	MDL	DF	Prepared	Analyzed	CAS No.	Qual
8260 MSV 5035A VOA	Analytical Method: EPA 8260								
Acetone	ND	ug/kg	15.9	7.9	1		08/18/14 16:57	67-64-1	
Benzene	ND	ug/kg	4.0	2.0	1		08/18/14 16:57	71-43-2	
Bromodichloromethane	ND	ug/kg	4.0	2.0	1		08/18/14 16:57	75-27-4	
Bromoform	ND	ug/kg	4.0	2.0	1		08/18/14 16:57	75-25-2	
Bromomethane	ND	ug/kg	4.0	2.0	1		08/18/14 16:57	74-83-9	
2-Butanone (MEK)	ND	ug/kg	7.9	4.0	1		08/18/14 16:57	78-93-3	
Carbon disulfide	ND	ug/kg	4.0	2.0	1		08/18/14 16:57	75-15-0	
Carbon tetrachloride	ND	ug/kg	4.0	2.0	1		08/18/14 16:57	56-23-5	
Chlorobenzene	ND	ug/kg	4.0	2.0	1		08/18/14 16:57	108-90-7	
Chloroethane	ND	ug/kg	4.0	2.0	1		08/18/14 16:57	75-00-3	
Chloroform	ND	ug/kg	4.0	2.0	1		08/18/14 16:57	67-66-3	
Chloromethane	ND	ug/kg	4.0	2.0	1		08/18/14 16:57	74-87-3	
Dibromochloromethane	ND	ug/kg	4.0	2.0	1		08/18/14 16:57	124-48-1	
1,1-Dichloroethane	ND	ug/kg	4.0	2.0	1		08/18/14 16:57	75-34-3	
1,2-Dichloroethane	ND	ug/kg	4.0	2.0	1		08/18/14 16:57	107-06-2	
1,1-Dichloroethene	ND	ug/kg	4.0	2.0	1		08/18/14 16:57	75-35-4	
cis-1,2-Dichloroethene	ND	ug/kg	4.0	2.0	1		08/18/14 16:57	156-59-2	
trans-1,2-Dichloroethene	ND	ug/kg	4.0	2.0	1		08/18/14 16:57	156-60-5	
1,2-Dichloropropane	ND	ug/kg	4.0	2.0	1		08/18/14 16:57	78-87-5	
cis-1,3-Dichloropropene	ND	ug/kg	4.0	2.0	1		08/18/14 16:57	10061-01-5	
trans-1,3-Dichloropropene	ND	ug/kg	4.0	2.0	1		08/18/14 16:57	10061-02-6	
Ethylbenzene	ND	ug/kg	4.0	2.0	1		08/18/14 16:57	100-41-4	
2-Hexanone	ND	ug/kg	15.9	7.9	1		08/18/14 16:57	591-78-6	
Methylene chloride	ND	ug/kg	4.0	2.0	1		08/18/14 16:57	75-09-2	
4-Methyl-2-pentanone (MIBK)	ND	ug/kg	7.9	4.0	1		08/18/14 16:57	108-10-1	
Styrene	ND	ug/kg	4.0	2.0	1		08/18/14 16:57	100-42-5	
1,1,2,2-Tetrachloroethane	ND	ug/kg	4.0	2.0	1		08/18/14 16:57	79-34-5	
Tetrachloroethene	ND	ug/kg	4.0	2.0	1		08/18/14 16:57	127-18-4	
Toluene	ND	ug/kg	4.0	2.0	1		08/18/14 16:57	108-88-3	
1,1,1-Trichloroethane	ND	ug/kg	4.0	2.0	1		08/18/14 16:57	71-55-6	
1,1,2-Trichloroethane	ND	ug/kg	4.0	2.0	1		08/18/14 16:57	79-00-5	
Trichloroethene	ND	ug/kg	4.0	2.0	1		08/18/14 16:57	79-01-6	
Vinyl chloride	ND	ug/kg	4.0	2.0	1		08/18/14 16:57	75-01-4	
Xylene (Total)	ND	ug/kg	4.0	2.0	1		08/18/14 16:57	1330-20-7	
Surrogates									
Toluene-d8 (S)	102	%	80-120		1		08/18/14 16:57	2037-26-5	
4-Bromofluorobenzene (S)	101	%	76-123		1		08/18/14 16:57	460-00-4	
1,2-Dichloroethane-d4 (S)	112	%	75-129		1		08/18/14 16:57	17060-07-0	
Percent Moisture	Analytical Method: ASTM D2974								
Percent Moisture	**10.6**	%	0.50	0.50	1		08/18/14 00:00		

REPORT OF LABORATORY ANALYSIS

This report shall not be reproduced, except in full,
without the written consent of Pace Analytical Services, Inc..

Pace Analytical Services, Inc.
9608 Loiret Blvd.
Lenexa, KS 66219
(913)599-5665

ANALYTICAL RESULTS

Project: Fort Smith, AR
Pace Project No.: 60175927

Sample: TB17-20140814 **Lab ID: 60175927008** Collected: 08/14/14 10:35 Received: 08/16/14 02:35 Matrix: Solid

Results reported on a "wet-weight" basis

Parameters	Results	Units	Report Limit	MDL	DF	Prepared	Analyzed	CAS No.	Qual
8260 MSV 5035A VOA	Analytical Method: EPA 8260								
Acetone	ND	ug/kg	20.0	10.0	1		08/18/14 17:12	67-64-1	
Benzene	ND	ug/kg	5.0	2.5	1		08/18/14 17:12	71-43-2	
Bromodichloromethane	ND	ug/kg	5.0	2.5	1		08/18/14 17:12	75-27-4	
Bromoform	ND	ug/kg	5.0	2.5	1		08/18/14 17:12	75-25-2	
Bromomethane	ND	ug/kg	5.0	2.5	1		08/18/14 17:12	74-83-9	
2-Butanone (MEK)	ND	ug/kg	10.0	5.0	1		08/18/14 17:12	78-93-3	
Carbon disulfide	ND	ug/kg	5.0	2.5	1		08/18/14 17:12	75-15-0	
Carbon tetrachloride	ND	ug/kg	5.0	2.5	1		08/18/14 17:12	56-23-5	
Chlorobenzene	ND	ug/kg	5.0	2.5	1		08/18/14 17:12	108-90-7	
Chloroethane	ND	ug/kg	5.0	2.5	1		08/18/14 17:12	75-00-3	
Chloroform	ND	ug/kg	5.0	2.5	1		08/18/14 17:12	67-66-3	
Chloromethane	ND	ug/kg	5.0	2.5	1		08/18/14 17:12	74-87-3	
Dibromochloromethane	ND	ug/kg	5.0	2.5	1		08/18/14 17:12	124-48-1	
1,1-Dichloroethane	ND	ug/kg	5.0	2.5	1		08/18/14 17:12	75-34-3	
1,2-Dichloroethane	ND	ug/kg	5.0	2.5	1		08/18/14 17:12	107-06-2	
1,1-Dichloroethene	ND	ug/kg	5.0	2.5	1		08/18/14 17:12	75-35-4	
cis-1,2-Dichloroethene	ND	ug/kg	5.0	2.5	1		08/18/14 17:12	156-59-2	
trans-1,2-Dichloroethene	ND	ug/kg	5.0	2.5	1		08/18/14 17:12	156-60-5	
1,2-Dichloropropane	ND	ug/kg	5.0	2.5	1		08/18/14 17:12	78-87-5	
cis-1,3-Dichloropropene	ND	ug/kg	5.0	2.5	1		08/18/14 17:12	10061-01-5	
trans-1,3-Dichloropropene	ND	ug/kg	5.0	2.5	1		08/18/14 17:12	10061-02-6	
Ethylbenzene	ND	ug/kg	5.0	2.5	1		08/18/14 17:12	100-41-4	
2-Hexanone	ND	ug/kg	20.0	10.0	1		08/18/14 17:12	591-78-6	
Methylene chloride	ND	ug/kg	5.0	2.5	1		08/18/14 17:12	75-09-2	
4-Methyl-2-pentanone (MIBK)	ND	ug/kg	10.0	5.0	1		08/18/14 17:12	108-10-1	
Styrene	ND	ug/kg	5.0	2.5	1		08/18/14 17:12	100-42-5	
1,1,2,2-Tetrachloroethane	ND	ug/kg	5.0	2.5	1		08/18/14 17:12	79-34-5	
Tetrachloroethene	ND	ug/kg	5.0	2.5	1		08/18/14 17:12	127-18-4	
Toluene	ND	ug/kg	5.0	2.5	1		08/18/14 17:12	108-88-3	
1,1,1-Trichloroethane	ND	ug/kg	5.0	2.5	1		08/18/14 17:12	71-55-6	
1,1,2-Trichloroethane	ND	ug/kg	5.0	2.5	1		08/18/14 17:12	79-00-5	
Trichloroethene	ND	ug/kg	5.0	2.5	1		08/18/14 17:12	79-01-6	
Vinyl chloride	ND	ug/kg	5.0	2.5	1		08/18/14 17:12	75-01-4	
Xylene (Total)	ND	ug/kg	5.0	2.5	1		08/18/14 17:12	1330-20-7	
Surrogates									
Toluene-d8 (S)	100	%	80-120		1		08/18/14 17:12	2037-26-5	
4-Bromofluorobenzene (S)	98	%	76-123		1		08/18/14 17:12	460-00-4	
1,2-Dichloroethane-d4 (S)	99	%	75-129		1		08/18/14 17:12	17060-07-0	

This report shall not be reproduced, except in full,
without the written consent of Pace Analytical Services, Inc..

Pace Analytical Services, Inc.
9608 Loiret Blvd.
Lenexa, KS 66219
(913)599-5665

QUALITY CONTROL DATA

Project: Fort Smith, AR
Pace Project No.: 60175927

QC Batch: MSV/63624 | Analysis Method: EPA 8260
QC Batch Method: EPA 8260 | Analysis Description: 8260 MSV 5035A Volatile Organics
Associated Lab Samples: 60175927001, 60175927002, 60175927003, 60175927004, 60175927005, 60175927006, 60175927007, 60175927008

METHOD BLANK: 1426686 | Matrix: Solid
Associated Lab Samples: 60175927001, 60175927002, 60175927003, 60175927004, 60175927005, 60175927006, 60175927007, 60175927008

Parameter	Units	Blank Result	Reporting Limit	Analyzed	Qualifiers
1,1,1-Trichloroethane	ug/kg	ND	5.0	08/18/14 15:10	
1,1,2,2-Tetrachloroethane	ug/kg	ND	5.0	08/18/14 15:10	
1,1,2-Trichloroethane	ug/kg	ND	5.0	08/18/14 15:10	
1,1-Dichloroethane	ug/kg	ND	5.0	08/18/14 15:10	
1,1-Dichloroethene	ug/kg	ND	5.0	08/18/14 15:10	
1,2-Dichloroethane	ug/kg	ND	5.0	08/18/14 15:10	
1,2-Dichloropropane	ug/kg	ND	5.0	08/18/14 15:10	
2-Butanone (MEK)	ug/kg	ND	10.0	08/18/14 15:10	
2-Hexanone	ug/kg	ND	20.0	08/18/14 15:10	
4-Methyl-2-pentanone (MIBK)	ug/kg	ND	10.0	08/18/14 15:10	
Acetone	ug/kg	ND	20.0	08/18/14 15:10	
Benzene	ug/kg	ND	5.0	08/18/14 15:10	
Bromodichloromethane	ug/kg	ND	5.0	08/18/14 15:10	
Bromoform	ug/kg	ND	5.0	08/18/14 15:10	
Bromomethane	ug/kg	ND	5.0	08/18/14 15:10	
Carbon disulfide	ug/kg	ND	5.0	08/18/14 15:10	
Carbon tetrachloride	ug/kg	ND	5.0	08/18/14 15:10	
Chlorobenzene	ug/kg	ND	5.0	08/18/14 15:10	
Chloroethane	ug/kg	ND	5.0	08/18/14 15:10	
Chloroform	ug/kg	ND	5.0	08/18/14 15:10	
Chloromethane	ug/kg	ND	5.0	08/18/14 15:10	
cis-1,2-Dichloroethene	ug/kg	ND	5.0	08/18/14 15:10	
cis-1,3-Dichloropropene	ug/kg	ND	5.0	08/18/14 15:10	
Dibromochloromethane	ug/kg	ND	5.0	08/18/14 15:10	
Ethylbenzene	ug/kg	ND	5.0	08/18/14 15:10	
Methylene chloride	ug/kg	ND	5.0	08/18/14 15:10	
Styrene	ug/kg	ND	5.0	08/18/14 15:10	
Tetrachloroethene	ug/kg	ND	5.0	08/18/14 15:10	
Toluene	ug/kg	ND	5.0	08/18/14 15:10	
trans-1,2-Dichloroethene	ug/kg	ND	5.0	08/18/14 15:10	
trans-1,3-Dichloropropene	ug/kg	ND	5.0	08/18/14 15:10	
Trichloroethene	ug/kg	ND	5.0	08/18/14 15:10	
Vinyl chloride	ug/kg	ND	5.0	08/18/14 15:10	
Xylene (Total)	ug/kg	ND	5.0	08/18/14 15:10	
1,2-Dichloroethane-d4 (S)	%	94	75-129	08/18/14 15:10	
4-Bromofluorobenzene (S)	%	94	76-123	08/18/14 15:10	
Toluene-d8 (S)	%	101	80-120	08/18/14 15:10	

Results presented on this page are in the units indicated by the "Units" column except where an alternate unit is presented to the right of the result.

This report shall not be reproduced, except in full,
without the written consent of Pace Analytical Services, Inc..

Pace Analytical Services, Inc.
9608 Loiret Blvd.
Lenexa, KS 66219
(913)599-5665

QUALITY CONTROL DATA

Project: Fort Smith, AR
Pace Project No.: 60175927

LABORATORY CONTROL SAMPLE: 1426687

Parameter	Units	Spike Conc.	LCS Result	LCS % Rec	% Rec Limits	Qualifiers
1,1,1-Trichloroethane	ug/kg	100	92.1	92	77-126	
1,1,2,2-Tetrachloroethane	ug/kg	100	90.6	91	73-120	
1,1,2-Trichloroethane	ug/kg	100	86.1	86	76-120	
1,1-Dichloroethane	ug/kg	100	89.9	90	71-120	
1,1-Dichloroethene	ug/kg	100	90.1	90	76-130	
1,2-Dichloroethane	ug/kg	100	92.8	93	78-120	
1,2-Dichloropropane	ug/kg	100	90.3	90	80-120	
2-Butanone (MEK)	ug/kg	500	527	105	55-135	
2-Hexanone	ug/kg	500	458	92	57-136	
4-Methyl-2-pentanone (MIBK)	ug/kg	500	475	95	71-128	
Acetone	ug/kg	500	460	92	43-144	
Benzene	ug/kg	100	89.2	89	80-120	
Bromodichloromethane	ug/kg	100	93.8	94	80-120	
Bromoform	ug/kg	100	95.0	95	75-124	
Bromomethane	ug/kg	100	113	113	38-150	
Carbon disulfide	ug/kg	100	102	102	58-137	
Carbon tetrachloride	ug/kg	100	92.0	92	75-140	
Chlorobenzene	ug/kg	100	89.6	90	80-120	
Chloroethane	ug/kg	100	97.4	97	65-127	
Chloroform	ug/kg	100	93.6	94	74-120	
Chloromethane	ug/kg	100	111	111	39-138	
cis-1,2-Dichloroethene	ug/kg	100	91.4	91	76-124	
cis-1,3-Dichloropropene	ug/kg	100	91.4	91	82-120	
Dibromochloromethane	ug/kg	100	93.0	93	80-124	
Ethylbenzene	ug/kg	100	88.1	88	80-120	
Methylene chloride	ug/kg	100	99.2	99	70-123	
Styrene	ug/kg	100	89.2	89	79-120	
Tetrachloroethene	ug/kg	100	85.0	85	78-128	
Toluene	ug/kg	100	89.4	89	79-120	
trans-1,2-Dichloroethene	ug/kg	100	85.8	86	76-124	
trans-1,3-Dichloropropene	ug/kg	100	86.6	87	80-124	
Trichloroethene	ug/kg	100	88.5	89	80-120	
Vinyl chloride	ug/kg	100	99.6	100	57-132	
Xylene (Total)	ug/kg	300	261	87	79-120	
1,2-Dichloroethane-d4 (S)	%			105	75-129	
4-Bromofluorobenzene (S)	%			99	76-123	
Toluene-d8 (S)	%			102	80-120	

MATRIX SPIKE & MATRIX SPIKE DUPLICATE: 1426688 1426689

Parameter	Units	60175405007 Result	MS Spike Conc.	MSD Spike Conc.	MS Result	MSD Result	MS % Rec	MSD % Rec	% Rec Limits	RPD	Max RPD	Qual
1,1,1-Trichloroethane	ug/kg	ND	117	119	84.2	93.9	72	79	21-144	11	43	
1,1,2,2-Tetrachloroethane	ug/kg	ND	117	119	92.9	106	79	88	10-151	13	46	
1,1,2-Trichloroethane	ug/kg	ND	117	119	91.6	97.3	78	82	10-140	6	46	

Results presented on this page are in the units indicated by the "Units" column except where an alternate unit is presented to the right of the result.

REPORT OF LABORATORY ANALYSIS

This report shall not be reproduced, except in full,
without the written consent of Pace Analytical Services, Inc..

Pace Analytical Services, Inc.
9608 Loiret Blvd.
Lenexa, KS 66219
(913)599-5665

QUALITY CONTROL DATA

Project: Fort Smith, AR
Pace Project No.: 60175927

MATRIX SPIKE & MATRIX SPIKE DUPLICATE: 1426688 1426689

Parameter	Units	60175405007 Result	MS Spike Conc.	MSD Spike Conc.	MS Result	MSD Result	MS % Rec	MSD % Rec	% Rec Limits	RPD	Max RPD	Qual
1,1-Dichloroethane	ug/kg	ND	117	119	90.0	99.5	77	83	19-137	10	43	
1,1-Dichloroethene	ug/kg	ND	117	119	86.1	95.2	73	80	27-143	10	41	
1,2-Dichloroethane	ug/kg	ND	117	119	89.4	99.7	76	84	21-147	11	38	
1,2-Dichloropropane	ug/kg	ND	117	119	87.4	93.0	74	78	15-145	6	43	
2-Butanone (MEK)	ug/kg	0.032 mg/kg	587	597	501	548	80	86	10-160	9	50	
2-Hexanone	ug/kg	ND	587	597	448	502	76	84	10-160	11	50	
4-Methyl-2-pentanone (MIBK)	ug/kg	ND	587	597	476	516	81	86	10-152	8	47	
Acetone	ug/kg	0.18 mg/kg	587	597	554	608	63	71	10-160	9	49	
Benzene	ug/kg	ND	117	119	81.7	91.5	70	77	22-144	11	38	
Bromodichloromethane	ug/kg	ND	117	119	85.3	91.9	73	77	10-143	7	42	
Bromoform	ug/kg	ND	117	119	68.5	73.6	58	62	10-145	7	44	
Bromomethane	ug/kg	ND	117	119	89.2	114	76	96	10-137	25	47	
Carbon disulfide	ug/kg	ND	117	119	87.4	99.5	73	82	10-142	13	44	
Carbon tetrachloride	ug/kg	ND	117	119	76.6	86.5	65	72	15-153	12	45	
Chlorobenzene	ug/kg	ND	117	119	65.6	70.6	56	59	10-145	7	46	
Chloroethane	ug/kg	ND	117	119	98.5	110	84	92	17-134	11	42	
Chloroform	ug/kg	ND	117	119	89.5	92.9	76	78	17-138	4	44	
Chloromethane	ug/kg	ND	117	119	113	122	96	102	10-128	8	39	
cis-1,2-Dichloroethene	ug/kg	ND	117	119	88.7	96.8	75	81	17-140	9	46	
cis-1,3-Dichloropropene	ug/kg	ND	117	119	70.3	76.8	60	64	10-142	9	43	
Dibromochloromethane	ug/kg	ND	117	119	78.8	85.0	67	71	10-149	8	42	
Ethylbenzene	ug/kg	ND	117	119	67.4	71.0	57	59	10-154	5	42	
Methylene chloride	ug/kg	ND	117	119	104	119	86	97	15-140	13	46	
Styrene	ug/kg	ND	117	119	53.5	55.2	46	46	10-142	3	44	
Tetrachloroethene	ug/kg	ND	117	119	64.5	70.5	55	59	10-150	9	48	
Toluene	ug/kg	ND	117	119	72.8	79.8	62	67	11-150	9	40	
trans-1,2-Dichloroethene	ug/kg	ND	117	119	78.9	90.7	67	76	20-140	14	42	
trans-1,3-Dichloropropene	ug/kg	ND	117	119	67.8	72.8	58	61	10-149	7	41	
Trichloroethene	ug/kg	ND	117	119	75.1	83.0	64	70	14-146	10	45	
Vinyl chloride	ug/kg	ND	117	119	95.4	105	81	88	19-131	10	37	
Xylene (Total)	ug/kg	ND	352	358	189	194	54	54	10-154	3	41	
1,2-Dichloroethane-d4 (S)	%						101	102	75-129			
4-Bromofluorobenzene (S)	%						98	96	76-123			
Toluene-d8 (S)	%						100	100	80-120			

Results presented on this page are in the units indicated by the "Units" column except where an alternate unit is presented to the right of the result.

REPORT OF LABORATORY ANALYSIS

This report shall not be reproduced, except in full,
without the written consent of Pace Analytical Services, Inc..

Pace Analytical Services, Inc.
9608 Loiret Blvd.
Lenexa, KS 66219
(913)599-5665

QUALITY CONTROL DATA

Project: Fort Smith, AR
Pace Project No.: 60175927

QC Batch: PMST/9917 | Analysis Method: ASTM D2974
QC Batch Method: ASTM D2974 | Analysis Description: Dry Weight/Percent Moisture
Associated Lab Samples: 60175927001, 60175927002, 60175927003, 60175927004, 60175927005, 60175927006, 60175927007

METHOD BLANK: 1427485 | Matrix: Solid
Associated Lab Samples: 60175927001, 60175927002, 60175927003, 60175927004, 60175927005, 60175927006, 60175927007

Parameter	Units	Blank Result	Reporting Limit	Analyzed	Qualifiers
Percent Moisture	%	ND	0.50	08/18/14 00:00	

SAMPLE DUPLICATE: 1427486

Parameter	Units	60175925001 Result	Dup Result	RPD	Max RPD	Qualifiers
Percent Moisture	%	30.7	30.6	0	20	

Results presented on this page are in the units indicated by the "Units" column except where an alternate unit is presented to the right of the result.

REPORT OF LABORATORY ANALYSIS

This report shall not be reproduced, except in full,
without the written consent of Pace Analytical Services, Inc..

Pace Analytical Services, Inc.
9608 Loiret Blvd.
Lenexa, KS 66219
(913)599-5665

QUALIFIERS

Project: Fort Smith, AR
Pace Project No.: 60175927

DEFINITIONS

DF - Dilution Factor, if reported, represents the factor applied to the reported data due to changes in sample preparation, dilution of the sample aliquot, or moisture content.

ND - Not Detected at or above adjusted reporting limit.

J - Estimated concentration above the adjusted method detection limit and below the adjusted reporting limit.

MDL - Adjusted Method Detection Limit.

PQL - Practical Quantitation Limit.

RL - Reporting Limit.

S - Surrogate

1,2-Diphenylhydrazine (8270 listed analyte) decomposes to Azobenzene.

Consistent with EPA guidelines, unrounded data are displayed and have been used to calculate % recovery and RPD values.

LCS(D) - Laboratory Control Sample (Duplicate)

MS(D) - Matrix Spike (Duplicate)

DUP - Sample Duplicate

RPD - Relative Percent Difference

NC - Not Calculable.

SG - Silica Gel - Clean-Up

U - Indicates the compound was analyzed for, but not detected.

N-Nitrosodiphenylamine decomposes and cannot be separated from Diphenylamine using Method 8270. The result reported for each analyte is a combined concentration.

Pace Analytical is TNI accredited. Contact your Pace PM for the current list of accredited analytes.

TNI - The NELAC Institute.

This report shall not be reproduced, except in full,
without the written consent of Pace Analytical Services, Inc..

Pace Analytical Services, Inc.
9608 Loiret Blvd.
Lenexa, KS 66219
(913)599-5665

QUALITY CONTROL DATA CROSS REFERENCE TABLE

Project: Fort Smith, AR
Pace Project No.: 60175927

Lab ID	Sample ID	QC Batch Method	QC Batch	Analytical Method	Analytical Batch
60175927001	**DP-48-SL (4.0 FT)-20140814**	EPA 8260	MSV/63624		
60175927002	**DP-48-SL (11.5 FT)-20140814**	EPA 8260	MSV/63624		
60175927003	**DP-49-SL (4.0 FT)-20140814**	EPA 8260	MSV/63624		
60175927004	**DP-49-SL (10.0 FT)-20140814**	EPA 8260	MSV/63624		
60175927005	**DP-49-SL (13.0 FT)-20140814**	EPA 8260	MSV/63624		
60175927006	**DP-50-SL (4.0 FT)-20140814**	EPA 8260	MSV/63624		
60175927007	**DP-50-SL (10.0 FT)-20140814**	EPA 8260	MSV/63624		
60175927008	**TB17-20140814**	EPA 8260	MSV/63624		
60175927001	**DP-48-SL (4.0 FT)-20140814**	ASTM D2974	PMST/9917		
60175927002	**DP-48-SL (11.5 FT)-20140814**	ASTM D2974	PMST/9917		
60175927003	**DP-49-SL (4.0 FT)-20140814**	ASTM D2974	PMST/9917		
60175927004	**DP-49-SL (10.0 FT)-20140814**	ASTM D2974	PMST/9917		
60175927005	**DP-49-SL (13.0 FT)-20140814**	ASTM D2974	PMST/9917		
60175927006	**DP-50-SL (4.0 FT)-20140814**	ASTM D2974	PMST/9917		
60175927007	**DP-50-SL (10.0 FT)-20140814**	ASTM D2974	PMST/9917		

This report shall not be reproduced, except in full,
without the written consent of Pace Analytical Services, Inc..

Pace Analytical
www.pacelabs.com

Sample Condition Upon Receipt

WO#: 60175927

60175927

Client Name: Envirn

Optional
Proj Due Date:
Proj Name:

Courier: Fed Ex ☐ UPS ☐ USPS ☐ Client ☐ Commercial ☐ Pace ☐ Other ☑ via

Tracking #: _____ Pace Shipping Label Used? Yes ☐ No ☑

Custody Seal on Cooler/Box Present: Yes ☑ No ☐ Seals intact: Yes ☑ No ☐

Packing Material: Bubble Wrap ☐ Bubble Bags ☐ Foam ☑ None ☐ Other ☑ zplc

Thermometer Used: (T-239) T-194 **Type of Ice:** (Wet) Blue None ☐ Samples received on ice, cooling process has begun.
(circle one)

Cooler Temperature: 3.2

Temperature should be above freezing to 6°C

Date and initials of person examining contents: AH 8/16

Chain of Custody present:	☑Yes	☐No	☐N/A	1.
Chain of Custody filled out:	☑Yes	☐No	☐N/A	2.
Chain of Custody relinquished:	☑Yes	☐No	☐N/A	3.
Sampler name & signature on COC:	☑Yes	☐No	☐N/A	4.
Samples arrived within holding time:	☑Yes	☐No	☐N/A	5.
Short Hold Time analyses (<72hr):	☑Yes	☐No	☐N/A	6. Kits
Rush Turn Around Time requested:	☑Yes	☐No	☐N/A	7. 24hrs
Sufficient volume:	☑Yes	☐No	☐N/A	8.
Correct containers used:	☑Yes	☐No	☐N/A	
Pace containers used:	☑Yes	☐No	☐N/A	9.
Containers intact:	☑Yes	☐No	☐N/A	10.
Unpreserved 5035A soils frozen w/in 48hrs?	☑Yes	☐No	☐N/A	11.
Filtered volume received for dissolved tests?	☐Yes	☐No	☑N/A	12.
Sample labels match COC:	☑Yes	☐No	☐N/A	
Includes date/time/ID/analyses Matrix: WS SL				13.
All containers needing preservation have been checked	☐Yes	☐No	☑N/A	
All containers needing preservation are found to be in compliance with EPA recommendation.	☐Yes	☐No	☑N/A	14.
Exceptions: VOA, coliform, TOC, O&G, WI-DRO (water), Phenolics	☐Yes	☑No		Initial when completed / Lot # of added preservative
Trip Blank present:	☑Yes	☐No	☐N/A	
Pace Trip Blank lot # (if purchased): 070113-3				15.
Headspace in VOA vials (>6mm):	☐Yes	☐No	☑N/A	16.
Project sampled in USDA Regulated Area:	☐Yes	☑No	☐N/A	17. List State: AL

Client Notification/ Resolution: Copy COC to Client? Y / N Field Data Required? Y / N

Person Contacted: _____ Date/Time: _____

Comments/ Resolution: _____

Project Manager Review: MW Date: 8/18/14

Pace Analytical
www.pacelabs.com

The Chain-of-Custody is a LEGAL DOCUMENT. All relevant fields must be completed accurately.

Section A Required Client Information:

Company:	Environ
Address:	7500 College Blvd., Ste. 925
	Overland Park, KS 66210
Email To:	wstonestreet@environcorp.com
Phone: 913-553-5926	Fax:
Requested Due Date/TAT:	24 Hr.

Section B Required Project Information:

Report To:	Wendy Stonestreet
Copy To:	Tamara Gleason
	tgleason@environcorp.com
Purchase Order No.:	
Project Name:	Fort Smith, AR
Project Number:	

Section C Invoice Information:

Attention:	Tamara Gleason
Company Name:	
Address:	
Pace Quote Reference:	
Pace Project Manager:	MJ Walls
Pace Profile #:	7444 water, 7709 soil

Page: 1 of 1

REGULATORY AGENCY

☐ NPDES ☐ GROUND WATER ☐ DRINKING WATER
☐ UST ☐ RCRA ☐ OTHER

Site Location STATE: AR

Section D Required Client Information

Valid Matrix Codes

MATRIX	CODE
DRINKING WATER	DW
WATER	WT
WASTE WATER	WW
PRODUCT	P
SOIL/SOLID	SL
OIL	OL
WIPE	WP
AIR	AR
OTHER	OT
TISSUE	TS

SAMPLE ID (A-Z, 0-9 / -) Sample IDs MUST BE UNIQUE

Requested Analysis Filtered (Y/N)

ITEM #	SAMPLE ID	MATRIX CODE (see valid codes to left)	SAMPLE TYPE (G=GRAB C=COMP)	COLLECTED COMPOSITE START DATE	COMPOSITE START TIME	COMPOSITE END/GRAB DATE	COMPOSITE END/GRAB TIME	SAMPLE TEMP AT COLLECTION	# OF CONTAINERS	Unpreserved	H_2SO_4	HNO_3	HCl	NaOH	$Na_2S_2O_3$	Methanol	Other	Analysis Test Y/N	8260 client specific list	Residual Chlorine (Y/N)	Pace Project No./ Lab I.D. 60175927
1	DP-48-SL (4.0 FT)-20140814	SL	G			8/14/14	1035		5	X						X	X		X		001
2	DP-48-SL (11.5 FT)-20140814						1050														002
3	DP-49-SL (4.0 FT)-20140814						1235														003
4	DP-49-SL (10.0 FT)-20140814						1240														004
5	DP-49-SL (13.0 FT)-20140814						1255														005
6	DP-50-SL (4.0 FT)-20140814						1430														006
7	DP-50-SL (10.0 FT)-20140814						1445														007
8	Trip Blank 09-082014	WT							2												008
9	Temp Blank	WT							1												
10																					
11																					
12																					

ADDITIONAL COMMENTS	RELINQUISHED BY / AFFILIATION	DATE	TIME	ACCEPTED BY / AFFILIATION	DATE	TIME	acd 8/16	SAMPLE CONDITIONS		
24 Hr. TAT!	~~[illegible]~~ / ENVIRON	8/14/14	1730	~~[illegible]~~ / PASL	8/16	235	3.8	Y	Y	Y
	[illegible]	8/15/14	1745							

SAMPLER NAME AND SIGNATURE

PRINT Name of SAMPLER: Nick Zurweller

SIGNATURE of SAMPLER: [signature] DATE Signed (MM/DD/YY): 8/14/14

Temp in °C | Received on Ice (Y/N) | Custody Sealed Cooler (Y/N) | Samples Intact (Y/N)

*Important Note: By signing this form you are accepting Pace's NET 30 day payment terms and agreeing to late charges of 1.5% per month for any invoices not paid within 30 days.

F-ALL-Q-020rev.07, 15-Feb-2007

Pace Analytical Services, Inc.
9608 Loiret Blvd.
Lenexa, KS 66219
(913)599-5665

August 19, 2014

Wendy Stonestreet
Environ International Corporation
7500 College Blvd Ste 925
Overland Park, KS 66210

RE: Project: Fort Smith, AR
Pace Project No.: 60175935

Dear Wendy Stonestreet:
Enclosed are the analytical results for sample(s) received by the laboratory on August 16, 2014. The results relate only to the samples included in this report. Results reported herein conform to the most current TNI standards and the laboratory's Quality Assurance Manual, where applicable, unless otherwise noted in the body of the report.

If you have any questions concerning this report, please feel free to contact me.

Sincerely,



Mary Jane Walls
maryjane.walls@pacelabs.com
PM Lab Management

Enclosures

cc: EDD, Environ_AR
Tamara Gleason, ENVIRON International Corporation

REPORT OF LABORATORY ANALYSIS

This report shall not be reproduced, except in full,
without the written consent of Pace Analytical Services, Inc..

Pace Analytical Services, Inc.
9608 Loiret Blvd.
Lenexa, KS 66219
(913)599-5665

CERTIFICATIONS

Project: Fort Smith, AR
Pace Project No.: 60175935

Kansas Certification IDs
9608 Loiret Boulevard, Lenexa, KS 66219
WY STR Certification #: 2456.01
Arkansas Certification #: 13-012-0
Illinois Certification #: 003097
Iowa Certification #: 118
Kansas/NELAP Certification #: E-10116
Louisiana Certification #: 03055
Nevada Certification #: KS000212008A
Oklahoma Certification #: 9205/9935
Texas Certification #: T104704407
Utah Certification #: KS00021

This report shall not be reproduced, except in full,
without the written consent of Pace Analytical Services, Inc..

Pace Analytical Services, Inc.
9608 Loiret Blvd.
Lenexa, KS 66219
(913)599-5665

SAMPLE SUMMARY

Project: Fort Smith, AR
Pace Project No.: 60175935

Lab ID	Sample ID	Matrix	Date Collected	Date Received
60175935001	**DP-48-082014**	Water	08/15/14 07:35	08/16/14 02:35
60175935002	**DP-50-082014**	Water	08/15/14 08:05	08/16/14 02:35
60175935003	**TB18-082014**	Water	08/15/14 07:35	08/16/14 02:35

This report shall not be reproduced, except in full,
without the written consent of Pace Analytical Services, Inc..

Pace Analytical Services, Inc.
9608 Loiret Blvd.
Lenexa, KS 66219
(913)599-5665

SAMPLE ANALYTE COUNT

Project: Fort Smith, AR
Pace Project No.: 60175935

Lab ID	Sample ID	Method	Analysts	Analytes Reported
60175935001	**DP-48-082014**	EPA 5030B/8260	PRG	38
60175935002	**DP-50-082014**	EPA 5030B/8260	PRG	38
60175935003	**TB18-082014**	EPA 5030B/8260	PRG	38

This report shall not be reproduced, except in full,
without the written consent of Pace Analytical Services, Inc..

Pace Analytical Services, Inc.
9608 Loiret Blvd.
Lenexa, KS 66219
(913)599-5665

PROJECT NARRATIVE

Project: Fort Smith, AR
Pace Project No.: 60175935

Method: **EPA 5030B/8260**
Description: 8260 MSV
Client: Environ_AR
Date: August 19, 2014

General Information:
3 samples were analyzed for EPA 5030B/8260. All samples were received in acceptable condition with any exceptions noted below.

Hold Time:
The samples were analyzed within the method required hold times with any exceptions noted below.

Initial Calibrations (including MS Tune as applicable):
All criteria were within method requirements with any exceptions noted below.

Continuing Calibration:
All criteria were within method requirements with any exceptions noted below.

Internal Standards:
All internal standards were within QC limits with any exceptions noted below.

Surrogates:
All surrogates were within QC limits with any exceptions noted below.

Method Blank:
All analytes were below the report limit in the method blank, where applicable, with any exceptions noted below.

Laboratory Control Spike:
All laboratory control spike compounds were within QC limits with any exceptions noted below.

Matrix Spikes:
All percent recoveries and relative percent differences (RPDs) were within acceptance criteria with any exceptions noted below.

QC Batch: MSV/63646

A matrix spike/matrix spike duplicate was not performed due to insufficient sample volume.

Additional Comments:

This data package has been reviewed for quality and completeness and is approved for release.

This report shall not be reproduced, except in full,
without the written consent of Pace Analytical Services, Inc..

Pace Analytical Services, Inc.
9608 Loiret Blvd.
Lenexa, KS 66219
(913)599-5665

ANALYTICAL RESULTS

Project: Fort Smith, AR
Pace Project No.: 60175935

Sample: DP-48-082014 **Lab ID: 60175935001** Collected: 08/15/14 07:35 Received: 08/16/14 02:35 Matrix: Water

Parameters	Results	Units	Report Limit	MDL	DF	Prepared	Analyzed	CAS No.	Qual
8260 MSV	Analytical Method: EPA 5030B/8260								
Acetone	**9.2J**	ug/L	10.0	5.0	1		08/18/14 21:36	67-64-1	
Benzene	ND	ug/L	5.0	0.50	1		08/18/14 21:36	71-43-2	
Bromodichloromethane	ND	ug/L	5.0	0.50	1		08/18/14 21:36	75-27-4	
Bromoform	ND	ug/L	5.0	0.50	1		08/18/14 21:36	75-25-2	
Bromomethane	ND	ug/L	7.0	2.5	1		08/18/14 21:36	74-83-9	
2-Butanone (MEK)	ND	ug/L	10.0	5.0	1		08/18/14 21:36	78-93-3	
Carbon disulfide	ND	ug/L	10.0	2.5	1		08/18/14 21:36	75-15-0	
Carbon tetrachloride	ND	ug/L	5.0	0.50	1		08/18/14 21:36	56-23-5	
Chlorobenzene	ND	ug/L	5.0	0.50	1		08/18/14 21:36	108-90-7	
Chloroethane	ND	ug/L	10.0	0.50	1		08/18/14 21:36	75-00-3	
Chloroform	ND	ug/L	5.0	0.50	1		08/18/14 21:36	67-66-3	
Chloromethane	ND	ug/L	10.0	0.50	1		08/18/14 21:36	74-87-3	
Dibromochloromethane	ND	ug/L	5.0	0.50	1		08/18/14 21:36	124-48-1	
1,1-Dichloroethane	ND	ug/L	2.4	0.50	1		08/18/14 21:36	75-34-3	
1,2-Dichloroethane	ND	ug/L	5.0	0.50	1		08/18/14 21:36	107-06-2	
1,1-Dichloroethene	ND	ug/L	5.0	0.50	1		08/18/14 21:36	75-35-4	
cis-1,2-Dichloroethene	ND	ug/L	5.0	0.50	1		08/18/14 21:36	156-59-2	
trans-1,2-Dichloroethene	ND	ug/L	5.0	0.50	1		08/18/14 21:36	156-60-5	
1,2-Dichloropropane	ND	ug/L	5.0	0.50	1		08/18/14 21:36	78-87-5	
cis-1,3-Dichloropropene	ND	ug/L	1.0	0.50	1		08/18/14 21:36	10061-01-5	
trans-1,3-Dichloropropene	ND	ug/L	1.0	0.50	1		08/18/14 21:36	10061-02-6	
Ethylbenzene	ND	ug/L	5.0	0.50	1		08/18/14 21:36	100-41-4	
2-Hexanone	ND	ug/L	10.0	5.0	1		08/18/14 21:36	591-78-6	
Methylene chloride	ND	ug/L	5.0	0.50	1		08/18/14 21:36	75-09-2	
4-Methyl-2-pentanone (MIBK)	ND	ug/L	10.0	2.5	1		08/18/14 21:36	108-10-1	
Styrene	ND	ug/L	5.0	0.50	1		08/18/14 21:36	100-42-5	
1,1,2,2-Tetrachloroethane	ND	ug/L	1.0	0.50	1		08/18/14 21:36	79-34-5	
Tetrachloroethene	ND	ug/L	5.0	0.50	1		08/18/14 21:36	127-18-4	
Toluene	ND	ug/L	5.0	0.50	1		08/18/14 21:36	108-88-3	
1,1,1-Trichloroethane	ND	ug/L	5.0	0.50	1		08/18/14 21:36	71-55-6	
1,1,2-Trichloroethane	ND	ug/L	5.0	0.50	1		08/18/14 21:36	79-00-5	
Trichloroethene	ND	ug/L	5.0	0.50	1		08/18/14 21:36	79-01-6	
Vinyl chloride	ND	ug/L	2.0	0.50	1		08/18/14 21:36	75-01-4	
Xylene (Total)	ND	ug/L	5.0	1.5	1		08/18/14 21:36	1330-20-7	
Surrogates									
4-Bromofluorobenzene (S)	100	%	80-120		1		08/18/14 21:36	460-00-4	
1,2-Dichloroethane-d4 (S)	99	%	80-120		1		08/18/14 21:36	17060-07-0	
Toluene-d8 (S)	94	%	80-120		1		08/18/14 21:36	2037-26-5	
Preservation pH	**1.0**		0.10	0.10	1		08/18/14 21:36		

This report shall not be reproduced, except in full,
without the written consent of Pace Analytical Services, Inc..

Pace Analytical Services, Inc.
9608 Loiret Blvd.
Lenexa, KS 66219
(913)599-5665

ANALYTICAL RESULTS

Project: Fort Smith, AR
Pace Project No.: 60175935

Sample: DP-50-082014 **Lab ID: 60175935002** Collected: 08/15/14 08:05 Received: 08/16/14 02:35 Matrix: Water

Parameters	Results	Units	Report Limit	MDL	DF	Prepared	Analyzed	CAS No.	Qual
8260 MSV	Analytical Method: EPA 5030B/8260								
Acetone	**22.0**	ug/L	10.0	5.0	1		08/18/14 21:50	67-64-1	
Benzene	ND	ug/L	5.0	0.50	1		08/18/14 21:50	71-43-2	
Bromodichloromethane	ND	ug/L	5.0	0.50	1		08/18/14 21:50	75-27-4	
Bromoform	ND	ug/L	5.0	0.50	1		08/18/14 21:50	75-25-2	
Bromomethane	ND	ug/L	7.0	2.5	1		08/18/14 21:50	74-83-9	
2-Butanone (MEK)	**6.3J**	ug/L	10.0	5.0	1		08/18/14 21:50	78-93-3	
Carbon disulfide	ND	ug/L	10.0	2.5	1		08/18/14 21:50	75-15-0	
Carbon tetrachloride	ND	ug/L	5.0	0.50	1		08/18/14 21:50	56-23-5	
Chlorobenzene	ND	ug/L	5.0	0.50	1		08/18/14 21:50	108-90-7	
Chloroethane	ND	ug/L	10.0	0.50	1		08/18/14 21:50	75-00-3	
Chloroform	ND	ug/L	5.0	0.50	1		08/18/14 21:50	67-66-3	
Chloromethane	ND	ug/L	10.0	0.50	1		08/18/14 21:50	74-87-3	
Dibromochloromethane	ND	ug/L	5.0	0.50	1		08/18/14 21:50	124-48-1	
1,1-Dichloroethane	ND	ug/L	2.4	0.50	1		08/18/14 21:50	75-34-3	
1,2-Dichloroethane	ND	ug/L	5.0	0.50	1		08/18/14 21:50	107-06-2	
1,1-Dichloroethene	ND	ug/L	5.0	0.50	1		08/18/14 21:50	75-35-4	
cis-1,2-Dichloroethene	ND	ug/L	5.0	0.50	1		08/18/14 21:50	156-59-2	
trans-1,2-Dichloroethene	ND	ug/L	5.0	0.50	1		08/18/14 21:50	156-60-5	
1,2-Dichloropropane	ND	ug/L	5.0	0.50	1		08/18/14 21:50	78-87-5	
cis-1,3-Dichloropropene	ND	ug/L	1.0	0.50	1		08/18/14 21:50	10061-01-5	
trans-1,3-Dichloropropene	ND	ug/L	1.0	0.50	1		08/18/14 21:50	10061-02-6	
Ethylbenzene	ND	ug/L	5.0	0.50	1		08/18/14 21:50	100-41-4	
2-Hexanone	ND	ug/L	10.0	5.0	1		08/18/14 21:50	591-78-6	
Methylene chloride	ND	ug/L	5.0	0.50	1		08/18/14 21:50	75-09-2	
4-Methyl-2-pentanone (MIBK)	ND	ug/L	10.0	2.5	1		08/18/14 21:50	108-10-1	
Styrene	ND	ug/L	5.0	0.50	1		08/18/14 21:50	100-42-5	
1,1,2,2-Tetrachloroethane	ND	ug/L	1.0	0.50	1		08/18/14 21:50	79-34-5	
Tetrachloroethene	ND	ug/L	5.0	0.50	1		08/18/14 21:50	127-18-4	
Toluene	ND	ug/L	5.0	0.50	1		08/18/14 21:50	108-88-3	
1,1,1-Trichloroethane	ND	ug/L	5.0	0.50	1		08/18/14 21:50	71-55-6	
1,1,2-Trichloroethane	ND	ug/L	5.0	0.50	1		08/18/14 21:50	79-00-5	
Trichloroethene	ND	ug/L	5.0	0.50	1		08/18/14 21:50	79-01-6	
Vinyl chloride	ND	ug/L	2.0	0.50	1		08/18/14 21:50	75-01-4	
Xylene (Total)	ND	ug/L	5.0	1.5	1		08/18/14 21:50	1330-20-7	
Surrogates									
4-Bromofluorobenzene (S)	106	%	80-120		1		08/18/14 21:50	460-00-4	
1,2-Dichloroethane-d4 (S)	99	%	80-120		1		08/18/14 21:50	17060-07-0	
Toluene-d8 (S)	97	%	80-120		1		08/18/14 21:50	2037-26-5	
Preservation pH	**1.0**		0.10	0.10	1		08/18/14 21:50		

This report shall not be reproduced, except in full,
without the written consent of Pace Analytical Services, Inc..

Pace Analytical Services, Inc.
9608 Loiret Blvd.
Lenexa, KS 66219
(913)599-5665

ANALYTICAL RESULTS

Project: Fort Smith, AR
Pace Project No.: 60175935

Sample: TB18-082014 **Lab ID: 60175935003** Collected: 08/15/14 07:35 Received: 08/16/14 02:35 Matrix: Water

Parameters	Results	Units	Report Limit	MDL	DF	Prepared	Analyzed	CAS No.	Qual
8260 MSV	Analytical Method: EPA 5030B/8260								
Acetone	ND	ug/L	10.0	5.0	1		08/18/14 21:22	67-64-1	
Benzene	ND	ug/L	5.0	0.50	1		08/18/14 21:22	71-43-2	
Bromodichloromethane	ND	ug/L	5.0	0.50	1		08/18/14 21:22	75-27-4	
Bromoform	ND	ug/L	5.0	0.50	1		08/18/14 21:22	75-25-2	
Bromomethane	ND	ug/L	7.0	2.5	1		08/18/14 21:22	74-83-9	
2-Butanone (MEK)	ND	ug/L	10.0	5.0	1		08/18/14 21:22	78-93-3	
Carbon disulfide	ND	ug/L	10.0	2.5	1		08/18/14 21:22	75-15-0	
Carbon tetrachloride	ND	ug/L	5.0	0.50	1		08/18/14 21:22	56-23-5	
Chlorobenzene	ND	ug/L	5.0	0.50	1		08/18/14 21:22	108-90-7	
Chloroethane	ND	ug/L	10.0	0.50	1		08/18/14 21:22	75-00-3	
Chloroform	ND	ug/L	5.0	0.50	1		08/18/14 21:22	67-66-3	
Chloromethane	ND	ug/L	10.0	0.50	1		08/18/14 21:22	74-87-3	
Dibromochloromethane	ND	ug/L	5.0	0.50	1		08/18/14 21:22	124-48-1	
1,1-Dichloroethane	ND	ug/L	2.4	0.50	1		08/18/14 21:22	75-34-3	
1,2-Dichloroethane	ND	ug/L	5.0	0.50	1		08/18/14 21:22	107-06-2	
1,1-Dichloroethene	ND	ug/L	5.0	0.50	1		08/18/14 21:22	75-35-4	
cis-1,2-Dichloroethene	ND	ug/L	5.0	0.50	1		08/18/14 21:22	156-59-2	
trans-1,2-Dichloroethene	ND	ug/L	5.0	0.50	1		08/18/14 21:22	156-60-5	
1,2-Dichloropropane	ND	ug/L	5.0	0.50	1		08/18/14 21:22	78-87-5	
cis-1,3-Dichloropropene	ND	ug/L	1.0	0.50	1		08/18/14 21:22	10061-01-5	
trans-1,3-Dichloropropene	ND	ug/L	1.0	0.50	1		08/18/14 21:22	10061-02-6	
Ethylbenzene	ND	ug/L	5.0	0.50	1		08/18/14 21:22	100-41-4	
2-Hexanone	ND	ug/L	10.0	5.0	1		08/18/14 21:22	591-78-6	
Methylene chloride	ND	ug/L	5.0	0.50	1		08/18/14 21:22	75-09-2	
4-Methyl-2-pentanone (MIBK)	ND	ug/L	10.0	2.5	1		08/18/14 21:22	108-10-1	
Styrene	ND	ug/L	5.0	0.50	1		08/18/14 21:22	100-42-5	
1,1,2,2-Tetrachloroethane	ND	ug/L	1.0	0.50	1		08/18/14 21:22	79-34-5	
Tetrachloroethene	ND	ug/L	5.0	0.50	1		08/18/14 21:22	127-18-4	
Toluene	ND	ug/L	5.0	0.50	1		08/18/14 21:22	108-88-3	
1,1,1-Trichloroethane	ND	ug/L	5.0	0.50	1		08/18/14 21:22	71-55-6	
1,1,2-Trichloroethane	ND	ug/L	5.0	0.50	1		08/18/14 21:22	79-00-5	
Trichloroethene	ND	ug/L	5.0	0.50	1		08/18/14 21:22	79-01-6	
Vinyl chloride	ND	ug/L	2.0	0.50	1		08/18/14 21:22	75-01-4	
Xylene (Total)	ND	ug/L	5.0	1.5	1		08/18/14 21:22	1330-20-7	
Surrogates									
4-Bromofluorobenzene (S)	102	%	80-120		1		08/18/14 21:22	460-00-4	
1,2-Dichloroethane-d4 (S)	101	%	80-120		1		08/18/14 21:22	17060-07-0	
Toluene-d8 (S)	97	%	80-120		1		08/18/14 21:22	2037-26-5	
Preservation pH	**1.0**		0.10	0.10	1		08/18/14 21:22		

This report shall not be reproduced, except in full,
without the written consent of Pace Analytical Services, Inc..

Pace Analytical Services, Inc.
9608 Loiret Blvd.
Lenexa, KS 66219
(913)599-5665

QUALITY CONTROL DATA

Project: Fort Smith, AR
Pace Project No.: 60175935

QC Batch: MSV/63646 | Analysis Method: EPA 5030B/8260
QC Batch Method: EPA 5030B/8260 | Analysis Description: 8260 MSV Water 10 mL Purge
Associated Lab Samples: 60175935001, 60175935002, 60175935003

METHOD BLANK: 1427392 | Matrix: Water
Associated Lab Samples: 60175935001, 60175935002, 60175935003

Parameter	Units	Blank Result	Reporting Limit	Analyzed	Qualifiers
1,1,1-Trichloroethane	ug/L	ND	5.0	08/18/14 20:39	
1,1,2,2-Tetrachloroethane	ug/L	ND	1.0	08/18/14 20:39	
1,1,2-Trichloroethane	ug/L	ND	5.0	08/18/14 20:39	
1,1-Dichloroethane	ug/L	ND	2.4	08/18/14 20:39	
1,1-Dichloroethene	ug/L	ND	5.0	08/18/14 20:39	
1,2-Dichloroethane	ug/L	ND	5.0	08/18/14 20:39	
1,2-Dichloropropane	ug/L	ND	5.0	08/18/14 20:39	
2-Butanone (MEK)	ug/L	ND	10.0	08/18/14 20:39	
2-Hexanone	ug/L	ND	10.0	08/18/14 20:39	
4-Methyl-2-pentanone (MIBK)	ug/L	ND	10.0	08/18/14 20:39	
Acetone	ug/L	ND	10.0	08/18/14 20:39	
Benzene	ug/L	ND	5.0	08/18/14 20:39	
Bromodichloromethane	ug/L	ND	5.0	08/18/14 20:39	
Bromoform	ug/L	ND	5.0	08/18/14 20:39	
Bromomethane	ug/L	ND	7.0	08/18/14 20:39	
Carbon disulfide	ug/L	ND	10.0	08/18/14 20:39	
Carbon tetrachloride	ug/L	ND	5.0	08/18/14 20:39	
Chlorobenzene	ug/L	ND	5.0	08/18/14 20:39	
Chloroethane	ug/L	ND	10.0	08/18/14 20:39	
Chloroform	ug/L	ND	5.0	08/18/14 20:39	
Chloromethane	ug/L	ND	10.0	08/18/14 20:39	
cis-1,2-Dichloroethene	ug/L	ND	5.0	08/18/14 20:39	
cis-1,3-Dichloropropene	ug/L	ND	1.0	08/18/14 20:39	
Dibromochloromethane	ug/L	ND	5.0	08/18/14 20:39	
Ethylbenzene	ug/L	ND	5.0	08/18/14 20:39	
Methylene chloride	ug/L	ND	5.0	08/18/14 20:39	
Styrene	ug/L	ND	5.0	08/18/14 20:39	
Tetrachloroethene	ug/L	ND	5.0	08/18/14 20:39	
Toluene	ug/L	ND	5.0	08/18/14 20:39	
trans-1,2-Dichloroethene	ug/L	ND	5.0	08/18/14 20:39	
trans-1,3-Dichloropropene	ug/L	ND	1.0	08/18/14 20:39	
Trichloroethene	ug/L	ND	5.0	08/18/14 20:39	
Vinyl chloride	ug/L	ND	2.0	08/18/14 20:39	
Xylene (Total)	ug/L	ND	5.0	08/18/14 20:39	
1,2-Dichloroethane-d4 (S)	%	101	80-120	08/18/14 20:39	
4-Bromofluorobenzene (S)	%	101	80-120	08/18/14 20:39	
Toluene-d8 (S)	%	98	80-120	08/18/14 20:39	

Results presented on this page are in the units indicated by the "Units" column except where an alternate unit is presented to the right of the result.

This report shall not be reproduced, except in full,
without the written consent of Pace Analytical Services, Inc..

Pace Analytical Services, Inc.
9608 Loiret Blvd.
Lenexa, KS 66219
(913)599-5665

QUALITY CONTROL DATA

Project: Fort Smith, AR
Pace Project No.: 60175935

LABORATORY CONTROL SAMPLE: 1427393

Parameter	Units	Spike Conc.	LCS Result	LCS % Rec	% Rec Limits	Qualifiers
1,1,1-Trichloroethane	ug/L	20	20.9	105	80-121	
1,1,2,2-Tetrachloroethane	ug/L	20	18.7	93	73-124	
1,1,2-Trichloroethane	ug/L	20	19.6	98	80-120	
1,1-Dichloroethane	ug/L	20	20.2	101	77-120	
1,1-Dichloroethene	ug/L	20	20.1	100	78-126	
1,2-Dichloroethane	ug/L	20	21.2	106	77-123	
1,2-Dichloropropane	ug/L	20	19.5	97	80-121	
2-Butanone (MEK)	ug/L	100	97.9	98	52-145	
2-Hexanone	ug/L	100	91.0	91	57-139	
4-Methyl-2-pentanone (MIBK)	ug/L	100	98.6	99	71-131	
Acetone	ug/L	100	104	104	32-155	
Benzene	ug/L	20	20.1	101	80-120	
Bromodichloromethane	ug/L	20	21.7	108	80-120	
Bromoform	ug/L	20	19.2	96	73-124	
Bromomethane	ug/L	20	20.2	101	31-144	
Carbon disulfide	ug/L	20	21.6	108	65-125	
Carbon tetrachloride	ug/L	20	20.7	103	78-128	
Chlorobenzene	ug/L	20	20.7	103	80-120	
Chloroethane	ug/L	20	21.2	106	55-137	
Chloroform	ug/L	20	20.5	102	79-120	
Chloromethane	ug/L	20	21.7	109	22-138	
cis-1,2-Dichloroethene	ug/L	20	20.0	100	80-120	
cis-1,3-Dichloropropene	ug/L	20	19.6	98	80-120	
Dibromochloromethane	ug/L	20	20.1	100	80-120	
Ethylbenzene	ug/L	20	19.9	99	80-121	
Methylene chloride	ug/L	20	21.5	107	73-126	
Styrene	ug/L	20	20.3	102	80-120	
Tetrachloroethene	ug/L	20	20.5	103	80-121	
Toluene	ug/L	20	19.5	97	80-122	
trans-1,2-Dichloroethene	ug/L	20	19.5	97	79-121	
trans-1,3-Dichloropropene	ug/L	20	19.0	95	80-127	
Trichloroethene	ug/L	20	19.7	99	80-120	
Vinyl chloride	ug/L	20	19.4	97	59-120	
Xylene (Total)	ug/L	60	60.2	100	80-121	
1,2-Dichloroethane-d4 (S)	%			100	80-120	
4-Bromofluorobenzene (S)	%			98	80-120	
Toluene-d8 (S)	%			97	80-120	

Results presented on this page are in the units indicated by the "Units" column except where an alternate unit is presented to the right of the result.

This report shall not be reproduced, except in full,
without the written consent of Pace Analytical Services, Inc..

Pace Analytical Services, Inc.
9608 Loiret Blvd.
Lenexa, KS 66219
(913)599-5665

QUALIFIERS

Project: Fort Smith, AR
Pace Project No.: 60175935

DEFINITIONS

DF - Dilution Factor, if reported, represents the factor applied to the reported data due to changes in sample preparation, dilution of the sample aliquot, or moisture content.

ND - Not Detected at or above adjusted reporting limit.

J - Estimated concentration above the adjusted method detection limit and below the adjusted reporting limit.

MDL - Adjusted Method Detection Limit.

PQL - Practical Quantitation Limit.

RL - Reporting Limit.

S - Surrogate

1,2-Diphenylhydrazine (8270 listed analyte) decomposes to Azobenzene.

Consistent with EPA guidelines, unrounded data are displayed and have been used to calculate % recovery and RPD values.

LCS(D) - Laboratory Control Sample (Duplicate)

MS(D) - Matrix Spike (Duplicate)

DUP - Sample Duplicate

RPD - Relative Percent Difference

NC - Not Calculable.

SG - Silica Gel - Clean-Up

U - Indicates the compound was analyzed for, but not detected.

N-Nitrosodiphenylamine decomposes and cannot be separated from Diphenylamine using Method 8270. The result reported for each analyte is a combined concentration.

Pace Analytical is TNI accredited. Contact your Pace PM for the current list of accredited analytes.

TNI - The NELAC Institute.

BATCH QUALIFIERS

Batch: MSV/63646

[M5] A matrix spike/matrix spike duplicate was not performed for this batch due to insufficient sample volume.

This report shall not be reproduced, except in full,
without the written consent of Pace Analytical Services, Inc..

Pace Analytical Services, Inc.
9608 Loiret Blvd.
Lenexa, KS 66219
(913)599-5665

QUALITY CONTROL DATA CROSS REFERENCE TABLE

Project: Fort Smith, AR
Pace Project No.: 60175935

Lab ID	Sample ID	QC Batch Method	QC Batch	Analytical Method	Analytical Batch
60175935001	**DP-48-082014**	EPA 5030B/8260	MSV/63646		
60175935002	**DP-50-082014**	EPA 5030B/8260	MSV/63646		
60175935003	**TB18-082014**	EPA 5030B/8260	MSV/63646		

This report shall not be reproduced, except in full,
without the written consent of Pace Analytical Services, Inc..

Pace Analytical
www.pacelabs.com

Sample Condition Upon Receipt

WO#: 60175935

60175935

Optional
Proj Due Date:
Proj Name:

Client Name: Envim

Courier: Fed Ex ☐ UPS ☐ USPS ☐ Client ☐ Commercial ☐ Pace ☐ Other ☑ n/a

Tracking #: _____ Pace Shipping Label Used? Yes ☐ No ☑

Custody Seal on Cooler/Box Present: Yes ☑ No ☐ Seals intact: Yes ☑ No ☐

Packing Material: Bubble Wrap ☐ Bubble Bags ☐ Foam ☑ None ☐ Other ☑ zpic

Thermometer Used: (T-239) / T-194 **Type of Ice:** (Wet) Blue None ☐ Samples received on ice, cooling process has begun.
(circle one)

Cooler Temperature: 3.2

Temperature should be above freezing to 6°C

Date and initials of person examining contents: aH 8/14

Chain of Custody present:	☑Yes	☐No	☐N/A	1.
Chain of Custody filled out:	☑Yes	☐No	☐N/A	2.
Chain of Custody relinquished:	☑Yes	☐No	☐N/A	3.
Sampler name & signature on COC:	☑Yes	☐No	☐N/A	4.
Samples arrived within holding time:	☑Yes	☐No	☐N/A	5.
Short Hold Time analyses (<72hr):	☐Yes	☑No	☐N/A	6.
Rush Turn Around Time requested:	☑Yes	☐No	☐N/A	7. 24 hrs
Sufficient volume:	☑Yes	☐No	☐N/A	8.
Correct containers used:	☑Yes	☐No	☐N/A	
Pace containers used:	☑Yes	☐No	☐N/A	9.
Containers intact:	☑Yes	☐No	☐N/A	10.
Unpreserved 5035A soils frozen w/in 48hrs?	☐Yes	☐No	☑N/A	11.
Filtered volume received for dissolved tests?	☐Yes	☐No	☑N/A	12.
Sample labels match COC:	☑Yes	☐No	☐N/A	
Includes date/time/ID/analyses Matrix: UT				13.
All containers needing preservation have been checked.	☐Yes	☐No	☑N/A	
All containers needing preservation are found to be in compliance with EPA recommendation.	☐Yes	☐No	☑N/A	14.
Exceptions: VOA, coliform, TOC, O&G, WI-DRO (water), Phenolics	☑Yes	☐No		Initial when completed / Lot # of added preservative
Trip Blank present:	☑Yes	☐No	☐N/A	
Pace Trip Blank lot # (if purchased): 063014-38FD				15.
Headspace in VOA vials (>6mm):	☐Yes	☑No	☐N/A	16.
Project sampled in USDA Regulated Area:	☐Yes	☐No	☑N/A	17. List State:

Client Notification/ Resolution: Copy COC to Client? Y / N Field Data Required? Y / N

Person Contacted: _____ Date/Time: _____

Comments/ Resolution: _____

Project Manager Review: mw Date: 8/18/14

Pace Analytical
www.pacelabs.com

CHAIN-OF-CUSTODY / Analytical Request Document

The Chain-of-Custody is a LEGAL DOCUMENT. All relevant fields must be completed accurately.

Page: 1 of 1

Section A Required Client Information:

Company:	Environ
Address:	7500 College Blvd., Ste. 925
	Overland Park, KS 66210
Email To:	wstonestreet@environcorp.com
Phone: 913-553-5926	Fax:
Requested Due Date/TAT:	24 Hr

Section B Required Project Information:

Report To:	Wendy Stonestreet
Copy To:	Tamara Gleason
	tgleason@environcorp.com
Purchase Order No.:	
Project Name:	Fort Smith, AR
Project Number:	

Section C Invoice Information:

Attention:	Tamara Gleason
Company Name:	
Address:	
Pace Quote Reference:	
Pace Project Manager:	MJ Walls
Pace Profile #:	7444 water, 7709 soil

REGULATORY AGENCY

☐ NPDES ☐ GROUND WATER ☐ DRINKING WATER
☐ UST ☐ RCRA ☐ OTHER _____

Site Location STATE: AR

Section D Required Client Information

Valid Matrix Codes

MATRIX	CODE
DRINKING WATER	DW
WATER	WT
WASTE WATER	WW
PRODUCT	P
SOIL/SOLID	SL
OIL	OL
WIPE	WP
AIR	AR
OTHER	OT
TISSUE	TS

SAMPLE ID (A-Z, 0-9 / ,-) Sample IDs MUST BE UNIQUE

Requested Analysis Filtered (Y/N)

ITEM #	SAMPLE ID	MATRIX CODE (see valid codes to left)	SAMPLE TYPE (G=GRAB C=COMP)	COLLECTED COMPOSITE START DATE	COLLECTED COMPOSITE START TIME	COLLECTED COMPOSITE END/GRAB DATE	COLLECTED COMPOSITE END/GRAB TIME	SAMPLE TEMP AT COLLECTION	# OF CONTAINERS	Unpreserved	H_2SO_4	HNO_3	HCl	NaOH	$Na_2S_2O_3$	Methanol	Other	Analysis Test Y/N	8260 client specific list	Residual Chlorine (Y/N)	Pace Project No./ Lab I.D.
1	DP-48-082014	WT	G			8/15/14	0735		3				X						X		30175935 3(DGAH) 001
2	DP-50-082014	WT	G			8/15/14	0805		3				X						X		↓ 002
3	Trip Blank 10-082014	WT											X						X		2(DGAH) 003
4	Temp Blank																				
5																					
6																					
7																					
8																					
9																					
10																					
11																					
12																					

ADDITIONAL COMMENTS	RELINQUISHED BY / AFFILIATION	DATE	TIME	ACCEPTED BY / AFFILIATION	DATE	TIME	SAMPLE CONDITIONS			
24 Hr. TAT!	[signature]	8/15/14	1745	[signature]						
				Pacetamed/PAH	8/16	235	3.2	Y	Y	Y

SAMPLER NAME AND SIGNATURE			
PRINT Name of SAMPLER:	Nick Zurweller		
SIGNATURE of SAMPLER:	[signature]	DATE Signed (MM/DD/YY):	8/15/14

Temp in °C | Received on Ice (Y/N) | Custody Sealed Cooler (Y/N) | Samples Intact (Y/N)

*Important Note: By signing this form you are accepting Pace's NET 30 day payment terms and agreeing to late charges of 1.5% per month for any invoices not paid within 30 days.

F-ALL-Q-020rev.07, 15-Feb-2007

Pace Analytical Services, Inc.
9608 Loiret Blvd.
Lenexa, KS 66219
(913)599-5665

August 20, 2014

Wendy Stonestreet
Environ International Corporation
7500 College Blvd Ste 925
Overland Park, KS 66210

RE: Project: FORT SMITH AR
Pace Project No.: 60176014

Dear Wendy Stonestreet:
Enclosed are the analytical results for sample(s) received by the laboratory on August 19, 2014. The results relate only to the samples included in this report. Results reported herein conform to the most current TNI standards and the laboratory's Quality Assurance Manual, where applicable, unless otherwise noted in the body of the report.

If you have any questions concerning this report, please feel free to contact me.

Sincerely,



Mary Jane Walls
maryjane.walls@pacelabs.com
PM Lab Management

Enclosures

cc: EDD, Environ_AR
Tamara Gleason, ENVIRON International Corporation

REPORT OF LABORATORY ANALYSIS

This report shall not be reproduced, except in full,
without the written consent of Pace Analytical Services, Inc..

Pace Analytical Services, Inc.
9608 Loiret Blvd.
Lenexa, KS 66219
(913)599-5665

CERTIFICATIONS

Project: FORT SMITH AR
Pace Project No.: 60176014

Kansas Certification IDs
9608 Loiret Boulevard, Lenexa, KS 66219
WY STR Certification #: 2456.01
Arkansas Certification #: 13-012-0
Illinois Certification #: 003097
Iowa Certification #: 118
Kansas/NELAP Certification #: E-10116
Louisiana Certification #: 03055
Nevada Certification #: KS000212008A
Oklahoma Certification #: 9205/9935
Texas Certification #: T104704407
Utah Certification #: KS00021

This report shall not be reproduced, except in full,
without the written consent of Pace Analytical Services, Inc..

Pace Analytical Services, Inc.
9608 Loiret Blvd.
Lenexa, KS 66219
(913)599-5665

SAMPLE SUMMARY

Project: FORT SMITH AR
Pace Project No.: 60176014

Lab ID	Sample ID	Matrix	Date Collected	Date Received
60176014001	**DP-51-SL (1.0 FT) - 20140818**	Solid	08/18/14 08:50	08/19/14 02:00
60176014002	**DP-51-SL (14.0 FT) - 20140818**	Solid	08/18/14 09:05	08/19/14 02:00
60176014003	**DP-52-SL (4.0 FT) - 20140818**	Solid	08/18/14 11:10	08/19/14 02:00
60176014004	**DP-52-SL (11.0 FT) - 20140818**	Solid	08/18/14 11:30	08/19/14 02:00
60176014005	**DP-53-SL (1.0 FT) - 20140818**	Solid	08/18/14 13:30	08/19/14 02:00
60176014006	**DP-53-SL (8.5 FT) - 20140818**	Solid	08/18/14 13:50	08/19/14 02:00
60176014007	**TB19-20140818**	Solid	08/18/14 13:50	08/19/14 02:00

This report shall not be reproduced, except in full,
without the written consent of Pace Analytical Services, Inc..

Pace Analytical Services, Inc.
9608 Loiret Blvd.
Lenexa, KS 66219
(913)599-5665

SAMPLE ANALYTE COUNT

Project: FORT SMITH AR
Pace Project No.: 60176014

Lab ID	Sample ID	Method	Analysts	Analytes Reported
60176014001	**DP-51-SL (1.0 FT) - 20140818**	EPA 8260	TJT	37
		ASTM D2974	DWC	1
60176014002	**DP-51-SL (14.0 FT) - 20140818**	EPA 8260	TJT	37
		ASTM D2974	DWC	1
60176014003	**DP-52-SL (4.0 FT) - 20140818**	EPA 8260	TJT	37
		ASTM D2974	DWC	1
60176014004	**DP-52-SL (11.0 FT) - 20140818**	EPA 8260	TJT	37
		ASTM D2974	DWC	1
60176014005	**DP-53-SL (1.0 FT) - 20140818**	EPA 8260	TJT	37
		ASTM D2974	DWC	1
60176014006	**DP-53-SL (8.5 FT) - 20140818**	EPA 8260	TJT	37
		ASTM D2974	DWC	1
60176014007	**TB19-20140818**	EPA 8260	TJT	37

This report shall not be reproduced, except in full,
without the written consent of Pace Analytical Services, Inc..

Pace Analytical Services, Inc.
9608 Loiret Blvd.
Lenexa, KS 66219
(913)599-5665

PROJECT NARRATIVE

Project: FORT SMITH AR
Pace Project No.: 60176014

Method: **EPA 8260**
Description: 8260 MSV 5035A VOA
Client: Environ_AR
Date: August 20, 2014

General Information:
7 samples were analyzed for EPA 8260. All samples were received in acceptable condition with any exceptions noted below.

Hold Time:
The samples were analyzed within the method required hold times with any exceptions noted below.

Initial Calibrations (including MS Tune as applicable):
All criteria were within method requirements with any exceptions noted below.

Continuing Calibration:
All criteria were within method requirements with any exceptions noted below.

Internal Standards:
All internal standards were within QC limits with any exceptions noted below.

Surrogates:
All surrogates were within QC limits with any exceptions noted below.

Method Blank:
All analytes were below the report limit in the method blank, where applicable, with any exceptions noted below.

Laboratory Control Spike:
All laboratory control spike compounds were within QC limits with any exceptions noted below.

QC Batch: MSV/63716

L0: Analyte recovery in the laboratory control sample (LCS) was outside QC limits.
- LCS (Lab ID: 1428222)
  - Carbon disulfide

Matrix Spikes:
All percent recoveries and relative percent differences (RPDs) were within acceptance criteria with any exceptions noted below.

QC Batch: MSV/63716

A matrix spike and/or matrix spike duplicate (MS/MSD) were performed on the following sample(s): 60175884001

M1: Matrix spike recovery exceeded QC limits. Batch accepted based on laboratory control sample (LCS) recovery.
- MSD (Lab ID: 1428224)
  - Chloroethane
  - Vinyl chloride

Additional Comments:

This data package has been reviewed for quality and completeness and is approved for release.

This report shall not be reproduced, except in full,
without the written consent of Pace Analytical Services, Inc..

Pace Analytical Services, Inc.
9608 Loiret Blvd.
Lenexa, KS 66219
(913)599-5665

ANALYTICAL RESULTS

Project: FORT SMITH AR
Pace Project No.: 60176014

Sample: DP-51-SL (1.0 FT) - 20140818 **Lab ID: 60176014001** Collected: 08/18/14 08:50 Received: 08/19/14 02:00 Matrix: Solid

Results reported on a "dry-weight" basis

Parameters	Results	Units	Report Limit	MDL	DF	Prepared	Analyzed	CAS No.	Qual
8260 MSV 5035A VOA	Analytical Method: EPA 8260								
Acetone	**41.4**	ug/kg	19.7	9.8	1		08/19/14 17:45	67-64-1	
Benzene	ND	ug/kg	4.9	2.5	1		08/19/14 17:45	71-43-2	
Bromodichloromethane	ND	ug/kg	4.9	2.5	1		08/19/14 17:45	75-27-4	
Bromoform	ND	ug/kg	4.9	2.5	1		08/19/14 17:45	75-25-2	
Bromomethane	ND	ug/kg	4.9	2.5	1		08/19/14 17:45	74-83-9	
2-Butanone (MEK)	ND	ug/kg	9.8	4.9	1		08/19/14 17:45	78-93-3	
Carbon disulfide	ND	ug/kg	4.9	2.5	1		08/19/14 17:45	75-15-0	L3
Carbon tetrachloride	ND	ug/kg	4.9	2.5	1		08/19/14 17:45	56-23-5	
Chlorobenzene	ND	ug/kg	4.9	2.5	1		08/19/14 17:45	108-90-7	
Chloroethane	ND	ug/kg	4.9	2.5	1		08/19/14 17:45	75-00-3	
Chloroform	ND	ug/kg	4.9	2.5	1		08/19/14 17:45	67-66-3	
Chloromethane	ND	ug/kg	4.9	2.5	1		08/19/14 17:45	74-87-3	
Dibromochloromethane	ND	ug/kg	4.9	2.5	1		08/19/14 17:45	124-48-1	
1,1-Dichloroethane	ND	ug/kg	4.9	2.5	1		08/19/14 17:45	75-34-3	
1,2-Dichloroethane	ND	ug/kg	4.9	2.5	1		08/19/14 17:45	107-06-2	
1,1-Dichloroethene	ND	ug/kg	4.9	2.5	1		08/19/14 17:45	75-35-4	
cis-1,2-Dichloroethene	ND	ug/kg	4.9	2.5	1		08/19/14 17:45	156-59-2	
trans-1,2-Dichloroethene	ND	ug/kg	4.9	2.5	1		08/19/14 17:45	156-60-5	
1,2-Dichloropropane	ND	ug/kg	4.9	2.5	1		08/19/14 17:45	78-87-5	
cis-1,3-Dichloropropene	ND	ug/kg	4.9	2.5	1		08/19/14 17:45	10061-01-5	
trans-1,3-Dichloropropene	ND	ug/kg	4.9	2.5	1		08/19/14 17:45	10061-02-6	
Ethylbenzene	ND	ug/kg	4.9	2.5	1		08/19/14 17:45	100-41-4	
2-Hexanone	ND	ug/kg	19.7	9.8	1		08/19/14 17:45	591-78-6	
Methylene chloride	ND	ug/kg	4.9	2.5	1		08/19/14 17:45	75-09-2	
4-Methyl-2-pentanone (MIBK)	ND	ug/kg	9.8	4.9	1		08/19/14 17:45	108-10-1	
Styrene	ND	ug/kg	4.9	2.5	1		08/19/14 17:45	100-42-5	
1,1,2,2-Tetrachloroethane	ND	ug/kg	4.9	2.5	1		08/19/14 17:45	79-34-5	
Tetrachloroethene	ND	ug/kg	4.9	2.5	1		08/19/14 17:45	127-18-4	
Toluene	ND	ug/kg	4.9	2.5	1		08/19/14 17:45	108-88-3	
1,1,1-Trichloroethane	ND	ug/kg	4.9	2.5	1		08/19/14 17:45	71-55-6	
1,1,2-Trichloroethane	ND	ug/kg	4.9	2.5	1		08/19/14 17:45	79-00-5	
Trichloroethene	ND	ug/kg	4.9	2.5	1		08/19/14 17:45	79-01-6	
Vinyl chloride	ND	ug/kg	4.9	2.5	1		08/19/14 17:45	75-01-4	
Xylene (Total)	ND	ug/kg	4.9	2.5	1		08/19/14 17:45	1330-20-7	
Surrogates									
Toluene-d8 (S)	97	%	80-120		1		08/19/14 17:45	2037-26-5	
4-Bromofluorobenzene (S)	105	%	76-123		1		08/19/14 17:45	460-00-4	
1,2-Dichloroethane-d4 (S)	114	%	75-129		1		08/19/14 17:45	17060-07-0	
Percent Moisture	Analytical Method: ASTM D2974								
Percent Moisture	**8.5**	%	0.50	0.50	1		08/20/14 00:00		

REPORT OF LABORATORY ANALYSIS

This report shall not be reproduced, except in full,
without the written consent of Pace Analytical Services, Inc..

Pace Analytical Services, Inc.
9608 Loiret Blvd.
Lenexa, KS 66219
(913)599-5665

ANALYTICAL RESULTS

Project: FORT SMITH AR
Pace Project No.: 60176014

Sample: DP-51-SL (14.0 FT) - 20140818 **Lab ID: 60176014002** Collected: 08/18/14 09:05 Received: 08/19/14 02:00 Matrix: Solid

Results reported on a "dry-weight" basis

Parameters	Results	Units	Report Limit	MDL	DF	Prepared	Analyzed	CAS No.	Qual
8260 MSV 5035A VOA	Analytical Method: EPA 8260								
Acetone	ND	ug/kg	15.9	7.9	1		08/19/14 18:01	67-64-1	
Benzene	ND	ug/kg	4.0	2.0	1		08/19/14 18:01	71-43-2	
Bromodichloromethane	ND	ug/kg	4.0	2.0	1		08/19/14 18:01	75-27-4	
Bromoform	ND	ug/kg	4.0	2.0	1		08/19/14 18:01	75-25-2	
Bromomethane	**8.1**	ug/kg	4.0	2.0	1		08/19/14 18:01	74-83-9	
2-Butanone (MEK)	ND	ug/kg	7.9	4.0	1		08/19/14 18:01	78-93-3	
Carbon disulfide	ND	ug/kg	4.0	2.0	1		08/19/14 18:01	75-15-0	L3
Carbon tetrachloride	ND	ug/kg	4.0	2.0	1		08/19/14 18:01	56-23-5	
Chlorobenzene	ND	ug/kg	4.0	2.0	1		08/19/14 18:01	108-90-7	
Chloroethane	ND	ug/kg	4.0	2.0	1		08/19/14 18:01	75-00-3	
Chloroform	ND	ug/kg	4.0	2.0	1		08/19/14 18:01	67-66-3	
Chloromethane	ND	ug/kg	4.0	2.0	1		08/19/14 18:01	74-87-3	
Dibromochloromethane	ND	ug/kg	4.0	2.0	1		08/19/14 18:01	124-48-1	
1,1-Dichloroethane	ND	ug/kg	4.0	2.0	1		08/19/14 18:01	75-34-3	
1,2-Dichloroethane	ND	ug/kg	4.0	2.0	1		08/19/14 18:01	107-06-2	
1,1-Dichloroethene	ND	ug/kg	4.0	2.0	1		08/19/14 18:01	75-35-4	
cis-1,2-Dichloroethene	ND	ug/kg	4.0	2.0	1		08/19/14 18:01	156-59-2	
trans-1,2-Dichloroethene	ND	ug/kg	4.0	2.0	1		08/19/14 18:01	156-60-5	
1,2-Dichloropropane	ND	ug/kg	4.0	2.0	1		08/19/14 18:01	78-87-5	
cis-1,3-Dichloropropene	ND	ug/kg	4.0	2.0	1		08/19/14 18:01	10061-01-5	
trans-1,3-Dichloropropene	ND	ug/kg	4.0	2.0	1		08/19/14 18:01	10061-02-6	
Ethylbenzene	ND	ug/kg	4.0	2.0	1		08/19/14 18:01	100-41-4	
2-Hexanone	ND	ug/kg	15.9	7.9	1		08/19/14 18:01	591-78-6	
Methylene chloride	ND	ug/kg	4.0	2.0	1		08/19/14 18:01	75-09-2	
4-Methyl-2-pentanone (MIBK)	ND	ug/kg	7.9	4.0	1		08/19/14 18:01	108-10-1	
Styrene	ND	ug/kg	4.0	2.0	1		08/19/14 18:01	100-42-5	
1,1,2,2-Tetrachloroethane	ND	ug/kg	4.0	2.0	1		08/19/14 18:01	79-34-5	
Tetrachloroethene	ND	ug/kg	4.0	2.0	1		08/19/14 18:01	127-18-4	
Toluene	ND	ug/kg	4.0	2.0	1		08/19/14 18:01	108-88-3	
1,1,1-Trichloroethane	ND	ug/kg	4.0	2.0	1		08/19/14 18:01	71-55-6	
1,1,2-Trichloroethane	ND	ug/kg	4.0	2.0	1		08/19/14 18:01	79-00-5	
Trichloroethene	ND	ug/kg	4.0	2.0	1		08/19/14 18:01	79-01-6	
Vinyl chloride	ND	ug/kg	4.0	2.0	1		08/19/14 18:01	75-01-4	
Xylene (Total)	ND	ug/kg	4.0	2.0	1		08/19/14 18:01	1330-20-7	
Surrogates									
Toluene-d8 (S)	85	%	80-120		1		08/19/14 18:01	2037-26-5	
4-Bromofluorobenzene (S)	101	%	76-123		1		08/19/14 18:01	460-00-4	
1,2-Dichloroethane-d4 (S)	114	%	75-129		1		08/19/14 18:01	17060-07-0	
Percent Moisture	Analytical Method: ASTM D2974								
Percent Moisture	**13.0**	%	0.50	0.50	1		08/20/14 00:00		

REPORT OF LABORATORY ANALYSIS

This report shall not be reproduced, except in full,
without the written consent of Pace Analytical Services, Inc..

Pace Analytical Services, Inc.
9608 Loiret Blvd.
Lenexa, KS 66219
(913)599-5665

ANALYTICAL RESULTS

Project: FORT SMITH AR
Pace Project No.: 60176014

Sample: DP-52-SL (4.0 FT) - 20140818 **Lab ID: 60176014003** Collected: 08/18/14 11:10 Received: 08/19/14 02:00 Matrix: Solid

Results reported on a "dry-weight" basis

Parameters	Results	Units	Report Limit	MDL	DF	Prepared	Analyzed	CAS No.	Qual
8260 MSV 5035A VOA	Analytical Method: EPA 8260								
Acetone	**20.2**	ug/kg	18.5	9.3	1		08/19/14 18:16	67-64-1	
Benzene	ND	ug/kg	4.6	2.3	1		08/19/14 18:16	71-43-2	
Bromodichloromethane	ND	ug/kg	4.6	2.3	1		08/19/14 18:16	75-27-4	
Bromoform	ND	ug/kg	4.6	2.3	1		08/19/14 18:16	75-25-2	
Bromomethane	**9.3**	ug/kg	4.6	2.3	1		08/19/14 18:16	74-83-9	
2-Butanone (MEK)	ND	ug/kg	9.3	4.6	1		08/19/14 18:16	78-93-3	
Carbon disulfide	ND	ug/kg	4.6	2.3	1		08/19/14 18:16	75-15-0	L3
Carbon tetrachloride	ND	ug/kg	4.6	2.3	1		08/19/14 18:16	56-23-5	
Chlorobenzene	ND	ug/kg	4.6	2.3	1		08/19/14 18:16	108-90-7	
Chloroethane	ND	ug/kg	4.6	2.3	1		08/19/14 18:16	75-00-3	
Chloroform	ND	ug/kg	4.6	2.3	1		08/19/14 18:16	67-66-3	
Chloromethane	ND	ug/kg	4.6	2.3	1		08/19/14 18:16	74-87-3	
Dibromochloromethane	ND	ug/kg	4.6	2.3	1		08/19/14 18:16	124-48-1	
1,1-Dichloroethane	ND	ug/kg	4.6	2.3	1		08/19/14 18:16	75-34-3	
1,2-Dichloroethane	ND	ug/kg	4.6	2.3	1		08/19/14 18:16	107-06-2	
1,1-Dichloroethene	ND	ug/kg	4.6	2.3	1		08/19/14 18:16	75-35-4	
cis-1,2-Dichloroethene	ND	ug/kg	4.6	2.3	1		08/19/14 18:16	156-59-2	
trans-1,2-Dichloroethene	ND	ug/kg	4.6	2.3	1		08/19/14 18:16	156-60-5	
1,2-Dichloropropane	ND	ug/kg	4.6	2.3	1		08/19/14 18:16	78-87-5	
cis-1,3-Dichloropropene	ND	ug/kg	4.6	2.3	1		08/19/14 18:16	10061-01-5	
trans-1,3-Dichloropropene	ND	ug/kg	4.6	2.3	1		08/19/14 18:16	10061-02-6	
Ethylbenzene	ND	ug/kg	4.6	2.3	1		08/19/14 18:16	100-41-4	
2-Hexanone	ND	ug/kg	18.5	9.3	1		08/19/14 18:16	591-78-6	
Methylene chloride	ND	ug/kg	4.6	2.3	1		08/19/14 18:16	75-09-2	
4-Methyl-2-pentanone (MIBK)	ND	ug/kg	9.3	4.6	1		08/19/14 18:16	108-10-1	
Styrene	ND	ug/kg	4.6	2.3	1		08/19/14 18:16	100-42-5	
1,1,2,2-Tetrachloroethane	ND	ug/kg	4.6	2.3	1		08/19/14 18:16	79-34-5	
Tetrachloroethene	ND	ug/kg	4.6	2.3	1		08/19/14 18:16	127-18-4	
Toluene	ND	ug/kg	4.6	2.3	1		08/19/14 18:16	108-88-3	
1,1,1-Trichloroethane	ND	ug/kg	4.6	2.3	1		08/19/14 18:16	71-55-6	
1,1,2-Trichloroethane	ND	ug/kg	4.6	2.3	1		08/19/14 18:16	79-00-5	
Trichloroethene	ND	ug/kg	4.6	2.3	1		08/19/14 18:16	79-01-6	
Vinyl chloride	ND	ug/kg	4.6	2.3	1		08/19/14 18:16	75-01-4	
Xylene (Total)	ND	ug/kg	4.6	2.3	1		08/19/14 18:16	1330-20-7	
Surrogates									
Toluene-d8 (S)	99	%	80-120		1		08/19/14 18:16	2037-26-5	
4-Bromofluorobenzene (S)	114	%	76-123		1		08/19/14 18:16	460-00-4	
1,2-Dichloroethane-d4 (S)	109	%	75-129		1		08/19/14 18:16	17060-07-0	
Percent Moisture	Analytical Method: ASTM D2974								
Percent Moisture	**15.0**	%	0.50	0.50	1		08/20/14 00:00		

REPORT OF LABORATORY ANALYSIS

This report shall not be reproduced, except in full,
without the written consent of Pace Analytical Services, Inc..

Pace Analytical Services, Inc.
9608 Loiret Blvd.
Lenexa, KS 66219
(913)599-5665

ANALYTICAL RESULTS

Project: FORT SMITH AR
Pace Project No.: 60176014

Sample: DP-52-SL (11.0 FT) - 20140818 **Lab ID: 60176014004** Collected: 08/18/14 11:30 Received: 08/19/14 02:00 Matrix: Solid

Results reported on a "dry-weight" basis

Parameters	Results	Units	Report Limit	MDL	DF	Prepared	Analyzed	CAS No.	Qual
8260 MSV 5035A VOA	Analytical Method: EPA 8260								
Acetone	**9.4J**	ug/kg	16.4	8.2	1		08/19/14 18:31	67-64-1	
Benzene	ND	ug/kg	4.1	2.0	1		08/19/14 18:31	71-43-2	
Bromodichloromethane	ND	ug/kg	4.1	2.0	1		08/19/14 18:31	75-27-4	
Bromoform	ND	ug/kg	4.1	2.0	1		08/19/14 18:31	75-25-2	
Bromomethane	ND	ug/kg	4.1	2.0	1		08/19/14 18:31	74-83-9	
2-Butanone (MEK)	ND	ug/kg	8.2	4.1	1		08/19/14 18:31	78-93-3	
Carbon disulfide	ND	ug/kg	4.1	2.0	1		08/19/14 18:31	75-15-0	L3
Carbon tetrachloride	ND	ug/kg	4.1	2.0	1		08/19/14 18:31	56-23-5	
Chlorobenzene	ND	ug/kg	4.1	2.0	1		08/19/14 18:31	108-90-7	
Chloroethane	ND	ug/kg	4.1	2.0	1		08/19/14 18:31	75-00-3	
Chloroform	ND	ug/kg	4.1	2.0	1		08/19/14 18:31	67-66-3	
Chloromethane	ND	ug/kg	4.1	2.0	1		08/19/14 18:31	74-87-3	
Dibromochloromethane	ND	ug/kg	4.1	2.0	1		08/19/14 18:31	124-48-1	
1,1-Dichloroethane	ND	ug/kg	4.1	2.0	1		08/19/14 18:31	75-34-3	
1,2-Dichloroethane	ND	ug/kg	4.1	2.0	1		08/19/14 18:31	107-06-2	
1,1-Dichloroethene	ND	ug/kg	4.1	2.0	1		08/19/14 18:31	75-35-4	
cis-1,2-Dichloroethene	ND	ug/kg	4.1	2.0	1		08/19/14 18:31	156-59-2	
trans-1,2-Dichloroethene	ND	ug/kg	4.1	2.0	1		08/19/14 18:31	156-60-5	
1,2-Dichloropropane	ND	ug/kg	4.1	2.0	1		08/19/14 18:31	78-87-5	
cis-1,3-Dichloropropene	ND	ug/kg	4.1	2.0	1		08/19/14 18:31	10061-01-5	
trans-1,3-Dichloropropene	ND	ug/kg	4.1	2.0	1		08/19/14 18:31	10061-02-6	
Ethylbenzene	ND	ug/kg	4.1	2.0	1		08/19/14 18:31	100-41-4	
2-Hexanone	ND	ug/kg	16.4	8.2	1		08/19/14 18:31	591-78-6	
Methylene chloride	ND	ug/kg	4.1	2.0	1		08/19/14 18:31	75-09-2	
4-Methyl-2-pentanone (MIBK)	ND	ug/kg	8.2	4.1	1		08/19/14 18:31	108-10-1	
Styrene	ND	ug/kg	4.1	2.0	1		08/19/14 18:31	100-42-5	
1,1,2,2-Tetrachloroethane	ND	ug/kg	4.1	2.0	1		08/19/14 18:31	79-34-5	
Tetrachloroethene	ND	ug/kg	4.1	2.0	1		08/19/14 18:31	127-18-4	
Toluene	ND	ug/kg	4.1	2.0	1		08/19/14 18:31	108-88-3	
1,1,1-Trichloroethane	ND	ug/kg	4.1	2.0	1		08/19/14 18:31	71-55-6	
1,1,2-Trichloroethane	ND	ug/kg	4.1	2.0	1		08/19/14 18:31	79-00-5	
Trichloroethene	ND	ug/kg	4.1	2.0	1		08/19/14 18:31	79-01-6	
Vinyl chloride	ND	ug/kg	4.1	2.0	1		08/19/14 18:31	75-01-4	
Xylene (Total)	ND	ug/kg	4.1	2.0	1		08/19/14 18:31	1330-20-7	
Surrogates									
Toluene-d8 (S)	102	%	80-120		1		08/19/14 18:31	2037-26-5	
4-Bromofluorobenzene (S)	102	%	76-123		1		08/19/14 18:31	460-00-4	
1,2-Dichloroethane-d4 (S)	114	%	75-129		1		08/19/14 18:31	17060-07-0	
Percent Moisture	Analytical Method: ASTM D2974								
Percent Moisture	**12.3**	%	0.50	0.50	1		08/20/14 00:00		

REPORT OF LABORATORY ANALYSIS

This report shall not be reproduced, except in full,
without the written consent of Pace Analytical Services, Inc..

Pace Analytical Services, Inc.
9608 Loiret Blvd.
Lenexa, KS 66219
(913)599-5665

ANALYTICAL RESULTS

Project: FORT SMITH AR
Pace Project No.: 60176014

Sample: DP-53-SL (1.0 FT) - 20140818 **Lab ID: 60176014005** Collected: 08/18/14 13:30 Received: 08/19/14 02:00 Matrix: Solid

Results reported on a "dry-weight" basis

Parameters	Results	Units	Report Limit	MDL	DF	Prepared	Analyzed	CAS No.	Qual
8260 MSV 5035A VOA	Analytical Method: EPA 8260								
Acetone	**58.7**	ug/kg	17.9	9.0	1		08/19/14 18:47	67-64-1	
Benzene	ND	ug/kg	4.5	2.2	1		08/19/14 18:47	71-43-2	
Bromodichloromethane	ND	ug/kg	4.5	2.2	1		08/19/14 18:47	75-27-4	
Bromoform	ND	ug/kg	4.5	2.2	1		08/19/14 18:47	75-25-2	
Bromomethane	**9.3**	ug/kg	4.5	2.2	1		08/19/14 18:47	74-83-9	
2-Butanone (MEK)	**6.3J**	ug/kg	9.0	4.5	1		08/19/14 18:47	78-93-3	
Carbon disulfide	ND	ug/kg	4.5	2.2	1		08/19/14 18:47	75-15-0	L3
Carbon tetrachloride	ND	ug/kg	4.5	2.2	1		08/19/14 18:47	56-23-5	
Chlorobenzene	ND	ug/kg	4.5	2.2	1		08/19/14 18:47	108-90-7	
Chloroethane	ND	ug/kg	4.5	2.2	1		08/19/14 18:47	75-00-3	
Chloroform	ND	ug/kg	4.5	2.2	1		08/19/14 18:47	67-66-3	
Chloromethane	ND	ug/kg	4.5	2.2	1		08/19/14 18:47	74-87-3	
Dibromochloromethane	ND	ug/kg	4.5	2.2	1		08/19/14 18:47	124-48-1	
1,1-Dichloroethane	ND	ug/kg	4.5	2.2	1		08/19/14 18:47	75-34-3	
1,2-Dichloroethane	ND	ug/kg	4.5	2.2	1		08/19/14 18:47	107-06-2	
1,1-Dichloroethene	ND	ug/kg	4.5	2.2	1		08/19/14 18:47	75-35-4	
cis-1,2-Dichloroethene	ND	ug/kg	4.5	2.2	1		08/19/14 18:47	156-59-2	
trans-1,2-Dichloroethene	ND	ug/kg	4.5	2.2	1		08/19/14 18:47	156-60-5	
1,2-Dichloropropane	ND	ug/kg	4.5	2.2	1		08/19/14 18:47	78-87-5	
cis-1,3-Dichloropropene	ND	ug/kg	4.5	2.2	1		08/19/14 18:47	10061-01-5	
trans-1,3-Dichloropropene	ND	ug/kg	4.5	2.2	1		08/19/14 18:47	10061-02-6	
Ethylbenzene	ND	ug/kg	4.5	2.2	1		08/19/14 18:47	100-41-4	
2-Hexanone	ND	ug/kg	17.9	9.0	1		08/19/14 18:47	591-78-6	
Methylene chloride	ND	ug/kg	4.5	2.2	1		08/19/14 18:47	75-09-2	
4-Methyl-2-pentanone (MIBK)	ND	ug/kg	9.0	4.5	1		08/19/14 18:47	108-10-1	
Styrene	ND	ug/kg	4.5	2.2	1		08/19/14 18:47	100-42-5	
1,1,2,2-Tetrachloroethane	ND	ug/kg	4.5	2.2	1		08/19/14 18:47	79-34-5	
Tetrachloroethene	ND	ug/kg	4.5	2.2	1		08/19/14 18:47	127-18-4	
Toluene	ND	ug/kg	4.5	2.2	1		08/19/14 18:47	108-88-3	
1,1,1-Trichloroethane	ND	ug/kg	4.5	2.2	1		08/19/14 18:47	71-55-6	
1,1,2-Trichloroethane	ND	ug/kg	4.5	2.2	1		08/19/14 18:47	79-00-5	
Trichloroethene	ND	ug/kg	4.5	2.2	1		08/19/14 18:47	79-01-6	
Vinyl chloride	ND	ug/kg	4.5	2.2	1		08/19/14 18:47	75-01-4	
Xylene (Total)	ND	ug/kg	4.5	2.2	1		08/19/14 18:47	1330-20-7	
Surrogates									
Toluene-d8 (S)	114	%	80-120		1		08/19/14 18:47	2037-26-5	
4-Bromofluorobenzene (S)	114	%	76-123		1		08/19/14 18:47	460-00-4	
1,2-Dichloroethane-d4 (S)	113	%	75-129		1		08/19/14 18:47	17060-07-0	
Percent Moisture	Analytical Method: ASTM D2974								
Percent Moisture	**11.1**	%	0.50	0.50	1		08/20/14 00:00		

REPORT OF LABORATORY ANALYSIS

This report shall not be reproduced, except in full,
without the written consent of Pace Analytical Services, Inc..

Pace Analytical Services, Inc.
9608 Loiret Blvd.
Lenexa, KS 66219
(913)599-5665

ANALYTICAL RESULTS

Project: FORT SMITH AR
Pace Project No.: 60176014

Sample: DP-53-SL (8.5 FT) - 20140818 **Lab ID: 60176014006** Collected: 08/18/14 13:50 Received: 08/19/14 02:00 Matrix: Solid

Results reported on a "dry-weight" basis

Parameters	Results	Units	Report Limit	MDL	DF	Prepared	Analyzed	CAS No.	Qual
8260 MSV 5035A VOA	Analytical Method: EPA 8260								
Acetone	**10.1J**	ug/kg	17.7	8.9	1		08/19/14 19:02	67-64-1	
Benzene	ND	ug/kg	4.4	2.2	1		08/19/14 19:02	71-43-2	
Bromodichloromethane	ND	ug/kg	4.4	2.2	1		08/19/14 19:02	75-27-4	
Bromoform	ND	ug/kg	4.4	2.2	1		08/19/14 19:02	75-25-2	
Bromomethane	ND	ug/kg	4.4	2.2	1		08/19/14 19:02	74-83-9	
2-Butanone (MEK)	ND	ug/kg	8.9	4.4	1		08/19/14 19:02	78-93-3	
Carbon disulfide	ND	ug/kg	4.4	2.2	1		08/19/14 19:02	75-15-0	L3
Carbon tetrachloride	ND	ug/kg	4.4	2.2	1		08/19/14 19:02	56-23-5	
Chlorobenzene	ND	ug/kg	4.4	2.2	1		08/19/14 19:02	108-90-7	
Chloroethane	ND	ug/kg	4.4	2.2	1		08/19/14 19:02	75-00-3	
Chloroform	ND	ug/kg	4.4	2.2	1		08/19/14 19:02	67-66-3	
Chloromethane	ND	ug/kg	4.4	2.2	1		08/19/14 19:02	74-87-3	
Dibromochloromethane	ND	ug/kg	4.4	2.2	1		08/19/14 19:02	124-48-1	
1,1-Dichloroethane	ND	ug/kg	4.4	2.2	1		08/19/14 19:02	75-34-3	
1,2-Dichloroethane	ND	ug/kg	4.4	2.2	1		08/19/14 19:02	107-06-2	
1,1-Dichloroethene	ND	ug/kg	4.4	2.2	1		08/19/14 19:02	75-35-4	
cis-1,2-Dichloroethene	ND	ug/kg	4.4	2.2	1		08/19/14 19:02	156-59-2	
trans-1,2-Dichloroethene	ND	ug/kg	4.4	2.2	1		08/19/14 19:02	156-60-5	
1,2-Dichloropropane	ND	ug/kg	4.4	2.2	1		08/19/14 19:02	78-87-5	
cis-1,3-Dichloropropene	ND	ug/kg	4.4	2.2	1		08/19/14 19:02	10061-01-5	
trans-1,3-Dichloropropene	ND	ug/kg	4.4	2.2	1		08/19/14 19:02	10061-02-6	
Ethylbenzene	ND	ug/kg	4.4	2.2	1		08/19/14 19:02	100-41-4	
2-Hexanone	ND	ug/kg	17.7	8.9	1		08/19/14 19:02	591-78-6	
Methylene chloride	ND	ug/kg	4.4	2.2	1		08/19/14 19:02	75-09-2	
4-Methyl-2-pentanone (MIBK)	ND	ug/kg	8.9	4.4	1		08/19/14 19:02	108-10-1	
Styrene	ND	ug/kg	4.4	2.2	1		08/19/14 19:02	100-42-5	
1,1,2,2-Tetrachloroethane	ND	ug/kg	4.4	2.2	1		08/19/14 19:02	79-34-5	
Tetrachloroethene	ND	ug/kg	4.4	2.2	1		08/19/14 19:02	127-18-4	
Toluene	ND	ug/kg	4.4	2.2	1		08/19/14 19:02	108-88-3	
1,1,1-Trichloroethane	ND	ug/kg	4.4	2.2	1		08/19/14 19:02	71-55-6	
1,1,2-Trichloroethane	ND	ug/kg	4.4	2.2	1		08/19/14 19:02	79-00-5	
Trichloroethene	ND	ug/kg	4.4	2.2	1		08/19/14 19:02	79-01-6	
Vinyl chloride	ND	ug/kg	4.4	2.2	1		08/19/14 19:02	75-01-4	
Xylene (Total)	ND	ug/kg	4.4	2.2	1		08/19/14 19:02	1330-20-7	
Surrogates									
Toluene-d8 (S)	100	%	80-120		1		08/19/14 19:02	2037-26-5	
4-Bromofluorobenzene (S)	102	%	76-123		1		08/19/14 19:02	460-00-4	
1,2-Dichloroethane-d4 (S)	117	%	75-129		1		08/19/14 19:02	17060-07-0	
Percent Moisture	Analytical Method: ASTM D2974								
Percent Moisture	**15.0**	%	0.50	0.50	1		08/20/14 00:00		

REPORT OF LABORATORY ANALYSIS

This report shall not be reproduced, except in full,
without the written consent of Pace Analytical Services, Inc..

Pace Analytical Services, Inc.
9608 Loiret Blvd.
Lenexa, KS 66219
(913)599-5665

ANALYTICAL RESULTS

Project: FORT SMITH AR
Pace Project No.: 60176014

Sample: TB19-20140818 **Lab ID: 60176014007** Collected: 08/18/14 13:50 Received: 08/19/14 02:00 Matrix: Solid

Results reported on a "wet-weight" basis

Parameters	Results	Units	Report Limit	MDL	DF	Prepared	Analyzed	CAS No.	Qual
8260 MSV 5035A VOA	Analytical Method: EPA 8260								
Acetone	**16.7J**	ug/kg	20.0	10.0	1		08/19/14 17:30	67-64-1	
Benzene	ND	ug/kg	5.0	2.5	1		08/19/14 17:30	71-43-2	
Bromodichloromethane	ND	ug/kg	5.0	2.5	1		08/19/14 17:30	75-27-4	
Bromoform	ND	ug/kg	5.0	2.5	1		08/19/14 17:30	75-25-2	
Bromomethane	ND	ug/kg	5.0	2.5	1		08/19/14 17:30	74-83-9	
2-Butanone (MEK)	ND	ug/kg	10.0	5.0	1		08/19/14 17:30	78-93-3	
Carbon disulfide	ND	ug/kg	5.0	2.5	1		08/19/14 17:30	75-15-0	L3
Carbon tetrachloride	ND	ug/kg	5.0	2.5	1		08/19/14 17:30	56-23-5	
Chlorobenzene	ND	ug/kg	5.0	2.5	1		08/19/14 17:30	108-90-7	
Chloroethane	ND	ug/kg	5.0	2.5	1		08/19/14 17:30	75-00-3	
Chloroform	ND	ug/kg	5.0	2.5	1		08/19/14 17:30	67-66-3	
Chloromethane	ND	ug/kg	5.0	2.5	1		08/19/14 17:30	74-87-3	
Dibromochloromethane	ND	ug/kg	5.0	2.5	1		08/19/14 17:30	124-48-1	
1,1-Dichloroethane	ND	ug/kg	5.0	2.5	1		08/19/14 17:30	75-34-3	
1,2-Dichloroethane	ND	ug/kg	5.0	2.5	1		08/19/14 17:30	107-06-2	
1,1-Dichloroethene	ND	ug/kg	5.0	2.5	1		08/19/14 17:30	75-35-4	
cis-1,2-Dichloroethene	ND	ug/kg	5.0	2.5	1		08/19/14 17:30	156-59-2	
trans-1,2-Dichloroethene	ND	ug/kg	5.0	2.5	1		08/19/14 17:30	156-60-5	
1,2-Dichloropropane	ND	ug/kg	5.0	2.5	1		08/19/14 17:30	78-87-5	
cis-1,3-Dichloropropene	ND	ug/kg	5.0	2.5	1		08/19/14 17:30	10061-01-5	
trans-1,3-Dichloropropene	ND	ug/kg	5.0	2.5	1		08/19/14 17:30	10061-02-6	
Ethylbenzene	ND	ug/kg	5.0	2.5	1		08/19/14 17:30	100-41-4	
2-Hexanone	ND	ug/kg	20.0	10.0	1		08/19/14 17:30	591-78-6	
Methylene chloride	ND	ug/kg	5.0	2.5	1		08/19/14 17:30	75-09-2	
4-Methyl-2-pentanone (MIBK)	ND	ug/kg	10.0	5.0	1		08/19/14 17:30	108-10-1	
Styrene	ND	ug/kg	5.0	2.5	1		08/19/14 17:30	100-42-5	
1,1,2,2-Tetrachloroethane	ND	ug/kg	5.0	2.5	1		08/19/14 17:30	79-34-5	
Tetrachloroethene	ND	ug/kg	5.0	2.5	1		08/19/14 17:30	127-18-4	
Toluene	ND	ug/kg	5.0	2.5	1		08/19/14 17:30	108-88-3	
1,1,1-Trichloroethane	ND	ug/kg	5.0	2.5	1		08/19/14 17:30	71-55-6	
1,1,2-Trichloroethane	ND	ug/kg	5.0	2.5	1		08/19/14 17:30	79-00-5	
Trichloroethene	ND	ug/kg	5.0	2.5	1		08/19/14 17:30	79-01-6	
Vinyl chloride	ND	ug/kg	5.0	2.5	1		08/19/14 17:30	75-01-4	
Xylene (Total)	ND	ug/kg	5.0	2.5	1		08/19/14 17:30	1330-20-7	
Surrogates									
Toluene-d8 (S)	99	%	80-120		1		08/19/14 17:30	2037-26-5	
4-Bromofluorobenzene (S)	86	%	76-123		1		08/19/14 17:30	460-00-4	
1,2-Dichloroethane-d4 (S)	102	%	75-129		1		08/19/14 17:30	17060-07-0	

This report shall not be reproduced, except in full,
without the written consent of Pace Analytical Services, Inc..

Pace Analytical Services, Inc.
9608 Loiret Blvd.
Lenexa, KS 66219
(913)599-5665

QUALITY CONTROL DATA

Project: FORT SMITH AR
Pace Project No.: 60176014

QC Batch: MSV/63716 Analysis Method: EPA 8260
QC Batch Method: EPA 8260 Analysis Description: 8260 MSV 5035A Volatile Organics
Associated Lab Samples: 60176014001, 60176014002, 60176014003, 60176014004, 60176014005, 60176014006, 60176014007

METHOD BLANK: 1428221 Matrix: Solid
Associated Lab Samples: 60176014001, 60176014002, 60176014003, 60176014004, 60176014005, 60176014006, 60176014007

Parameter	Units	Blank Result	Reporting Limit	Analyzed	Qualifiers
1,1,1-Trichloroethane	ug/kg	ND	5.0	08/19/14 16:59	
1,1,2,2-Tetrachloroethane	ug/kg	ND	5.0	08/19/14 16:59	
1,1,2-Trichloroethane	ug/kg	ND	5.0	08/19/14 16:59	
1,1-Dichloroethane	ug/kg	ND	5.0	08/19/14 16:59	
1,1-Dichloroethene	ug/kg	ND	5.0	08/19/14 16:59	
1,2-Dichloroethane	ug/kg	ND	5.0	08/19/14 16:59	
1,2-Dichloropropane	ug/kg	ND	5.0	08/19/14 16:59	
2-Butanone (MEK)	ug/kg	ND	10.0	08/19/14 16:59	
2-Hexanone	ug/kg	ND	20.0	08/19/14 16:59	
4-Methyl-2-pentanone (MIBK)	ug/kg	ND	10.0	08/19/14 16:59	
Acetone	ug/kg	ND	20.0	08/19/14 16:59	
Benzene	ug/kg	ND	5.0	08/19/14 16:59	
Bromodichloromethane	ug/kg	ND	5.0	08/19/14 16:59	
Bromoform	ug/kg	ND	5.0	08/19/14 16:59	
Bromomethane	ug/kg	ND	5.0	08/19/14 16:59	
Carbon disulfide	ug/kg	ND	5.0	08/19/14 16:59	
Carbon tetrachloride	ug/kg	ND	5.0	08/19/14 16:59	
Chlorobenzene	ug/kg	ND	5.0	08/19/14 16:59	
Chloroethane	ug/kg	ND	5.0	08/19/14 16:59	
Chloroform	ug/kg	ND	5.0	08/19/14 16:59	
Chloromethane	ug/kg	ND	5.0	08/19/14 16:59	
cis-1,2-Dichloroethene	ug/kg	ND	5.0	08/19/14 16:59	
cis-1,3-Dichloropropene	ug/kg	ND	5.0	08/19/14 16:59	
Dibromochloromethane	ug/kg	ND	5.0	08/19/14 16:59	
Ethylbenzene	ug/kg	ND	5.0	08/19/14 16:59	
Methylene chloride	ug/kg	ND	5.0	08/19/14 16:59	
Styrene	ug/kg	ND	5.0	08/19/14 16:59	
Tetrachloroethene	ug/kg	ND	5.0	08/19/14 16:59	
Toluene	ug/kg	ND	5.0	08/19/14 16:59	
trans-1,2-Dichloroethene	ug/kg	ND	5.0	08/19/14 16:59	
trans-1,3-Dichloropropene	ug/kg	ND	5.0	08/19/14 16:59	
Trichloroethene	ug/kg	ND	5.0	08/19/14 16:59	
Vinyl chloride	ug/kg	ND	5.0	08/19/14 16:59	
Xylene (Total)	ug/kg	ND	5.0	08/19/14 16:59	
1,2-Dichloroethane-d4 (S)	%	100	75-129	08/19/14 16:59	
4-Bromofluorobenzene (S)	%	98	76-123	08/19/14 16:59	
Toluene-d8 (S)	%	103	80-120	08/19/14 16:59	

Results presented on this page are in the units indicated by the "Units" column except where an alternate unit is presented to the right of the result.

This report shall not be reproduced, except in full,
without the written consent of Pace Analytical Services, Inc..

Pace Analytical Services, Inc.
9608 Loiret Blvd.
Lenexa, KS 66219
(913)599-5665

QUALITY CONTROL DATA

Project: FORT SMITH AR
Pace Project No.: 60176014

LABORATORY CONTROL SAMPLE: 1428222

Parameter	Units	Spike Conc.	LCS Result	LCS % Rec	% Rec Limits	Qualifiers
1,1,1-Trichloroethane	ug/kg	100	105	105	77-126	
1,1,2,2-Tetrachloroethane	ug/kg	100	99.4	99	73-120	
1,1,2-Trichloroethane	ug/kg	100	104	104	76-120	
1,1-Dichloroethane	ug/kg	100	100	100	71-120	
1,1-Dichloroethene	ug/kg	100	114	114	76-130	
1,2-Dichloroethane	ug/kg	100	101	101	78-120	
1,2-Dichloropropane	ug/kg	100	102	102	80-120	
2-Butanone (MEK)	ug/kg	500	475	95	55-135	
2-Hexanone	ug/kg	500	507	101	57-136	
4-Methyl-2-pentanone (MIBK)	ug/kg	500	497	99	71-128	
Acetone	ug/kg	500	486	97	43-144	
Benzene	ug/kg	100	98.4	98	80-120	
Bromodichloromethane	ug/kg	100	101	101	80-120	
Bromoform	ug/kg	100	101	101	75-124	
Bromomethane	ug/kg	100	117	117	38-150	
Carbon disulfide	ug/kg	100	142	142	58-137	L0
Carbon tetrachloride	ug/kg	100	101	101	75-140	
Chlorobenzene	ug/kg	100	102	102	80-120	
Chloroethane	ug/kg	100	124	124	65-127	
Chloroform	ug/kg	100	92.8	93	74-120	
Chloromethane	ug/kg	100	122	122	39-138	
cis-1,2-Dichloroethene	ug/kg	100	104	104	76-124	
cis-1,3-Dichloropropene	ug/kg	100	101	101	82-120	
Dibromochloromethane	ug/kg	100	97.7	98	80-124	
Ethylbenzene	ug/kg	100	97.2	97	80-120	
Methylene chloride	ug/kg	100	111	111	70-123	
Styrene	ug/kg	100	99.3	99	79-120	
Tetrachloroethene	ug/kg	100	102	102	78-128	
Toluene	ug/kg	100	98.5	99	79-120	
trans-1,2-Dichloroethene	ug/kg	100	112	112	76-124	
trans-1,3-Dichloropropene	ug/kg	100	96.7	97	80-124	
Trichloroethene	ug/kg	100	99.4	99	80-120	
Vinyl chloride	ug/kg	100	127	127	57-132	
Xylene (Total)	ug/kg	300	291	97	79-120	
1,2-Dichloroethane-d4 (S)	%			102	75-129	
4-Bromofluorobenzene (S)	%			99	76-123	
Toluene-d8 (S)	%			103	80-120	

MATRIX SPIKE & MATRIX SPIKE DUPLICATE: 1428223 1428224

Parameter	Units	60175884001 Result	MS Spike Conc.	MSD Spike Conc.	MS Result	MSD Result	MS % Rec	MSD % Rec	% Rec Limits	RPD	Max RPD	Qual
1,1,1-Trichloroethane	ug/kg	ND	116	120	90.1	112	77	93	21-144	22	43	
1,1,2,2-Tetrachloroethane	ug/kg	ND	116	120	62.5	81.0	54	68	10-151	26	46	
1,1,2-Trichloroethane	ug/kg	ND	116	120	70.1	89.3	60	74	10-140	24	46	

Results presented on this page are in the units indicated by the "Units" column except where an alternate unit is presented to the right of the result.

REPORT OF LABORATORY ANALYSIS

This report shall not be reproduced, except in full,
without the written consent of Pace Analytical Services, Inc..

Pace Analytical Services, Inc.
9608 Loiret Blvd.
Lenexa, KS 66219
(913)599-5665

QUALITY CONTROL DATA

Project: FORT SMITH AR
Pace Project No.: 60176014

MATRIX SPIKE & MATRIX SPIKE DUPLICATE: 1428223 1428224

Parameter	Units	60175884001 Result	MS Spike Conc.	MSD Spike Conc.	MS Result	MSD Result	MS % Rec	MSD % Rec	% Rec Limits	RPD	Max RPD	Qual
1,1-Dichloroethane	ug/kg	ND	116	120	86.6	107	74	89	19-137	21	43	
1,1-Dichloroethene	ug/kg	ND	116	120	117	128	100	107	27-143	9	41	
1,2-Dichloroethane	ug/kg	ND	116	120	76.6	97.0	66	81	21-147	24	38	
1,2-Dichloropropane	ug/kg	ND	116	120	76.8	94.3	66	79	15-145	20	43	
2-Butanone (MEK)	ug/kg	ND	582	599	361	475	62	79	10-160	27	50	
2-Hexanone	ug/kg	ND	582	599	379	480	65	80	10-160	24	50	
4-Methyl-2-pentanone (MIBK)	ug/kg	ND	582	599	382	495	66	83	10-152	26	47	
Acetone	ug/kg	ND	582	599	375	523	63	86	10-160	33	49	
Benzene	ug/kg	ND	116	120	75.9	95.2	65	79	22-144	23	38	
Bromodichloromethane	ug/kg	ND	116	120	74.4	94.3	64	79	10-143	24	42	
Bromoform	ug/kg	ND	116	120	60.8	85.5	52	71	10-145	34	44	
Bromomethane	ug/kg	ND	116	120	114	144	98	120	10-137	23	47	
Carbon disulfide	ug/kg	ND	116	120	112	137	96	114	10-142	20	44	
Carbon tetrachloride	ug/kg	ND	116	120	85.3	109	73	91	15-153	24	45	
Chlorobenzene	ug/kg	ND	116	120	64.7	81.4	56	68	10-145	23	46	
Chloroethane	ug/kg	ND	116	120	124	165	106	138	17-134	29	42	M1
Chloroform	ug/kg	ND	116	120	76.3	93.6	66	78	17-138	20	44	
Chloromethane	ug/kg	ND	116	120	114	142	98	118	10-128	21	39	
cis-1,2-Dichloroethene	ug/kg	ND	116	120	80.0	105	69	88	17-140	27	46	
cis-1,3-Dichloropropene	ug/kg	ND	116	120	70.2	91.8	60	77	10-142	27	43	
Dibromochloromethane	ug/kg	ND	116	120	66.4	84.4	57	70	10-149	24	42	
Ethylbenzene	ug/kg	ND	116	120	65.4	83.6	56	70	10-154	24	42	
Methylene chloride	ug/kg	ND	116	120	86.4	106	73	87	15-140	20	46	
Styrene	ug/kg	ND	116	120	58.0	75.8	50	63	10-142	27	44	
Tetrachloroethene	ug/kg	ND	116	120	74.2	95.5	64	80	10-150	25	48	
Toluene	ug/kg	ND	116	120	70.1	89.7	60	75	11-150	25	40	
trans-1,2-Dichloroethene	ug/kg	ND	116	120	97.8	120	84	100	20-140	20	42	
trans-1,3-Dichloropropene	ug/kg	ND	116	120	64.8	84.7	56	71	10-149	27	41	
Trichloroethene	ug/kg	ND	116	120	76.7	96.9	66	81	14-146	23	45	
Vinyl chloride	ug/kg	ND	116	120	129	166	111	139	19-131	25	37	M1
Xylene (Total)	ug/kg	ND	349	360	181	235	52	65	10-154	26	41	
1,2-Dichloroethane-d4 (S)	%						109	111	75-129			
4-Bromofluorobenzene (S)	%						102	102	76-123			
Toluene-d8 (S)	%						103	102	80-120			

Results presented on this page are in the units indicated by the "Units" column except where an alternate unit is presented to the right of the result.

REPORT OF LABORATORY ANALYSIS

This report shall not be reproduced, except in full,
without the written consent of Pace Analytical Services, Inc..

Pace Analytical Services, Inc.
9608 Loiret Blvd.
Lenexa, KS 66219
(913)599-5665

QUALITY CONTROL DATA

Project: FORT SMITH AR
Pace Project No.: 60176014

QC Batch: PMST/9922 Analysis Method: ASTM D2974
QC Batch Method: ASTM D2974 Analysis Description: Dry Weight/Percent Moisture
Associated Lab Samples: 60176014001, 60176014002, 60176014003, 60176014004, 60176014005, 60176014006

METHOD BLANK: 1428462 Matrix: Solid
Associated Lab Samples: 60176014001, 60176014002, 60176014003, 60176014004, 60176014005, 60176014006

Parameter	Units	Blank Result	Reporting Limit	Analyzed	Qualifiers
Percent Moisture	%	ND	0.50	08/20/14 00:00	

SAMPLE DUPLICATE: 1428463

Parameter	Units	60176014001 Result	Dup Result	RPD	Max RPD	Qualifiers
Percent Moisture	%	8.5	9.0	5	20	

Results presented on this page are in the units indicated by the "Units" column except where an alternate unit is presented to the right of the result.

REPORT OF LABORATORY ANALYSIS

This report shall not be reproduced, except in full,
without the written consent of Pace Analytical Services, Inc..

Pace Analytical Services, Inc.
9608 Loiret Blvd.
Lenexa, KS 66219
(913)599-5665

QUALIFIERS

Project: FORT SMITH AR
Pace Project No.: 60176014

DEFINITIONS

DF - Dilution Factor, if reported, represents the factor applied to the reported data due to changes in sample preparation, dilution of the sample aliquot, or moisture content.

ND - Not Detected at or above adjusted reporting limit.

J - Estimated concentration above the adjusted method detection limit and below the adjusted reporting limit.

MDL - Adjusted Method Detection Limit.

PQL - Practical Quantitation Limit.

RL - Reporting Limit.

S - Surrogate

1,2-Diphenylhydrazine (8270 listed analyte) decomposes to Azobenzene.

Consistent with EPA guidelines, unrounded data are displayed and have been used to calculate % recovery and RPD values.

LCS(D) - Laboratory Control Sample (Duplicate)

MS(D) - Matrix Spike (Duplicate)

DUP - Sample Duplicate

RPD - Relative Percent Difference

NC - Not Calculable.

SG - Silica Gel - Clean-Up

U - Indicates the compound was analyzed for, but not detected.

N-Nitrosodiphenylamine decomposes and cannot be separated from Diphenylamine using Method 8270. The result reported for each analyte is a combined concentration.

Pace Analytical is TNI accredited. Contact your Pace PM for the current list of accredited analytes.

TNI - The NELAC Institute.

ANALYTE QUALIFIERS

L0	Analyte recovery in the laboratory control sample (LCS) was outside QC limits.
L3	Analyte recovery in the laboratory control sample (LCS) exceeded QC limits. Analyte presence below reporting limits in associated samples. Results unaffected by high bias.
M1	Matrix spike recovery exceeded QC limits. Batch accepted based on laboratory control sample (LCS) recovery.

This report shall not be reproduced, except in full,
without the written consent of Pace Analytical Services, Inc..

Pace Analytical Services, Inc.
9608 Loiret Blvd.
Lenexa, KS 66219
(913)599-5665

QUALITY CONTROL DATA CROSS REFERENCE TABLE

Project: FORT SMITH AR
Pace Project No.: 60176014

Lab ID	Sample ID	QC Batch Method	QC Batch	Analytical Method	Analytical Batch
60176014001	**DP-51-SL (1.0 FT) - 20140818**	EPA 8260	MSV/63716		
60176014002	**DP-51-SL (14.0 FT) - 20140818**	EPA 8260	MSV/63716		
60176014003	**DP-52-SL (4.0 FT) - 20140818**	EPA 8260	MSV/63716		
60176014004	**DP-52-SL (11.0 FT) - 20140818**	EPA 8260	MSV/63716		
60176014005	**DP-53-SL (1.0 FT) - 20140818**	EPA 8260	MSV/63716		
60176014006	**DP-53-SL (8.5 FT) - 20140818**	EPA 8260	MSV/63716		
60176014007	**TB19-20140818**	EPA 8260	MSV/63716		
60176014001	**DP-51-SL (1.0 FT) - 20140818**	ASTM D2974	PMST/9922		
60176014002	**DP-51-SL (14.0 FT) - 20140818**	ASTM D2974	PMST/9922		
60176014003	**DP-52-SL (4.0 FT) - 20140818**	ASTM D2974	PMST/9922		
60176014004	**DP-52-SL (11.0 FT) - 20140818**	ASTM D2974	PMST/9922		
60176014005	**DP-53-SL (1.0 FT) - 20140818**	ASTM D2974	PMST/9922		
60176014006	**DP-53-SL (8.5 FT) - 20140818**	ASTM D2974	PMST/9922		

This report shall not be reproduced, except in full,
without the written consent of Pace Analytical Services, Inc..

Pace Analytical
www.pacelabs.com

Sample Condition Upon Receipt

WO#: 60176014

60176014

Client Name: Enviro

Optional
Proj Due Date:
Proj Name:

Courier: Fed Ex ☐ UPS ☐ USPS ☐ Client ☐ Commercial ☐ Pace ☐ Other ☑ via

Tracking #: _____ Pace Shipping Label Used? Yes ☐ No ☑

Custody Seal on Cooler/Box Present: Yes ☑ No ☐ Seals intact: Yes ☑ No ☐

Packing Material: Bubble Wrap ☐ Bubble Bags ☐ Foam ☑ None ☐ Other ☑ zplc

Thermometer Used: (T-239) / T-194 **Type of Ice:** (Wet) Blue None ☐ Samples received on ice, cooling process has begun.
(circle one)

Cooler Temperature: 2.6

Temperature should be above freezing to 6°C

Date and initials of person examining contents: AH 8/15

Chain of Custody present:	☑Yes ☐No ☐N/A	1.
Chain of Custody filled out:	☑Yes ☐No ☐N/A	2.
Chain of Custody relinquished:	☑Yes ☐No ☐N/A	3.
Sampler name & signature on COC:	☑Yes ☐No ☐N/A	4.
Samples arrived within holding time:	☑Yes ☐No ☐N/A	5.
Short Hold Time analyses (<72hr):	☑Yes ☐No ☐N/A	6. Kits
Rush Turn Around Time requested:	☑Yes ☐No ☐N/A	7. 24hrs
Sufficient volume:	☑Yes ☐No ☐N/A	8.
Correct containers used:	☑Yes ☐No ☐N/A	
Pace containers used:	☑Yes ☐No ☐N/A	9.
Containers intact:	☑Yes ☐No ☐N/A	10.
Unpreserved 5035A soils frozen w/in 48hrs?	☑Yes ☐No ☐N/A	11.
Filtered volume received for dissolved tests?	☐Yes ☐No ☑N/A	12.
Sample labels match COC: Includes date/time/ID/analyses Matrix: SL	☑Yes ☐No ☐N/A	13.
All containers needing preservation have been checked.	☐Yes ☐No ☑N/A	
All containers needing preservation are found to be in compliance with EPA recommendation.	☐Yes ☐No ☑N/A	14.
Exceptions: VOA, coliform, TOC, O&G, WI-DRO (water), Phenolics	☐Yes ☑No	Initial when completed / Lot # of added preservative
Trip Blank present: Pace Trip Blank lot # (if purchased): _____	☐Yes ☐No ☑N/A	15.
Headspace in VOA vials (>6mm):	☐Yes ☐No ☑N/A	16.
Project sampled in USDA Regulated Area:	☐Yes ☑No ☐N/A	17. List State: AK

Client Notification/ Resolution: Copy COC to Client? Y / N Field Data Required? Y / N

Person Contacted: _____ Date/Time: _____

Comments/ Resolution: _____

Project Manager Review: MW Date: 8/19/14

Pace Analytical
www.pacelabs.com

The Chain-of-Custody is a LEGAL DOCUMENT. All relevant fields must be completed accurately.

Page: 1 of 1

Section A Required Client Information:		Section B Required Project Information:		Section C Invoice Information:	
Company:	Environ	Report To:	Wendy Stonestreet	Attention:	Tamara Gleason
Address:	7500 College Blvd., Ste. 925	Copy To:	Tamara Gleason	Company Name:	
	Overland Park, KS 66210		tgleason@environcorp.com	Address:	
Email To:	wstonestreet@environcorp.com	Purchase Order No.:		Pace Quote Reference:	
Phone:	913-553-5926 Fax:	Project Name:	Fort Smith, AR	Pace Project Manager:	MJ Walls
Requested Due Date/TAT:	24 Hr.	Project Number:		Pace Profile #:	7444 water, 7709 soil

REGULATORY AGENCY

☐ NPDES ☐ GROUND WATER ☐ DRINKING WATER
☐ UST ☐ RCRA ☐ OTHER _____

Site Location STATE: AR

Section D Required Client Information

Valid Matrix Codes

MATRIX	CODE
DRINKING WATER	DW
WATER	WT
WASTE WATER	WW
PRODUCT	P
SOIL/SOLID	SL
OIL	OL
WIPE	WP
AIR	AR
OTHER	OT
TISSUE	TS

ITEM #	SAMPLE ID (A-Z, 0-9 / ,-) Sample IDs MUST BE UNIQUE	MATRIX CODE (see valid codes to left)	SAMPLE TYPE (G=GRAB C=COMP)	COLLECTED COMPOSITE START DATE	COLLECTED COMPOSITE START TIME	COLLECTED COMPOSITE END/GRAB DATE	COLLECTED COMPOSITE END/GRAB TIME	SAMPLE TEMP AT COLLECTION	# OF CONTAINERS	Preservatives: Unpreserved	H_2SO_4	HNO_3	HCl	NaOH	$Na_2S_2O_3$	Methanol	Other	Analysis Test (Y/N): 8260 client specific list	Residual Chlorine (Y/N)	Pace Project No./ Lab I.D. 60176014
1	DP-51-SL(1.0FT)-20140818	SL	G			8/18/14	0850		5	x						x	x	x		1(8260) 1(8260) 1(8260) 2(VOA) W1
2	DP-51-SL(14.0FT)-20140818						0905													W2
3	DP-52-SL(4.0FT)-20140818						1110													W3
4	DP-52-SL(11.0FT)-20140818						1130													W4
5	DP-53-SL(1.0FT)-20140818						1330													W5
6	DP-53-SL(8.5FT)-20140818						1350													W6
7	Trip Blank 11-082014	WT							2											2(VOA) W7
8	Temp Blank	WT							1											
9																				
10																				
11																				
12																				

ADDITIONAL COMMENTS	RELINQUISHED BY / AFFILIATION	DATE	TIME	ACCEPTED BY / AFFILIATION	DATE	TIME	SAMPLE CONDITIONS			
24 Hr. TAT!	[signature] / ENVIRON	8/18/14		[signature] / PAS	8/18	0200	2.6	Y	Y	Y

SAMPLER NAME AND SIGNATURE

PRINT Name of SAMPLER: Nick Zurweller

SIGNATURE of SAMPLER: [signature] DATE Signed (MM/DD/YY): 8/18/14

Temp in °C | Received on Ice (Y/N) | Custody Sealed Cooler (Y/N) | Samples Intact (Y/N)

*Important Note: By signing this form you are accepting Pace's NET 30 day payment terms and agreeing to late charges of 1.5% per month for any invoices not paid within 30 days.

F-ALL-Q-020rev.07, 15-Feb-2007

Pace Analytical Services, Inc.
9608 Loiret Blvd.
Lenexa, KS 66219
(913)599-5665

August 21, 2014

Wendy Stonestreet
Environ International Corporation
7500 College Blvd Ste 925
Overland Park, KS 66210

RE: Project: Ft. Smith AR
Pace Project No.: 60176049

Dear Wendy Stonestreet:
Enclosed are the analytical results for sample(s) received by the laboratory on August 19, 2014. The results relate only to the samples included in this report. Results reported herein conform to the most current TNI standards and the laboratory's Quality Assurance Manual, where applicable, unless otherwise noted in the body of the report.

If you have any questions concerning this report, please feel free to contact me.

Sincerely,



Mary Jane Walls
maryjane.walls@pacelabs.com
PM Lab Management

Enclosures

cc: EDD, Environ_AR
Tamara Gleason, ENVIRON International Corporation

REPORT OF LABORATORY ANALYSIS

This report shall not be reproduced, except in full,
without the written consent of Pace Analytical Services, Inc..

Pace Analytical Services, Inc.
9608 Loiret Blvd.
Lenexa, KS 66219
(913)599-5665

CERTIFICATIONS

Project: Ft. Smith AR
Pace Project No.: 60176049

Kansas Certification IDs
9608 Loiret Boulevard, Lenexa, KS 66219
WY STR Certification #: 2456.01
Arkansas Certification #: 13-012-0
Illinois Certification #: 003097
Iowa Certification #: 118
Kansas/NELAP Certification #: E-10116
Louisiana Certification #: 03055
Nevada Certification #: KS000212008A
Oklahoma Certification #: 9205/9935
Texas Certification #: T104704407
Utah Certification #: KS00021

This report shall not be reproduced, except in full,
without the written consent of Pace Analytical Services, Inc..

Pace Analytical Services, Inc.
9608 Loiret Blvd.
Lenexa, KS 66219
(913)599-5665

SAMPLE SUMMARY

Project: Ft. Smith AR
Pace Project No.: 60176049

Lab ID	Sample ID	Matrix	Date Collected	Date Received
60176049001	**DP-49-GW-20140817**	Water	08/17/14 08:54	08/19/14 02:00
60176049002	**NE-MANHOLE-SW-20140818**	Water	08/18/14 17:15	08/19/14 02:00
60176049003	**WEST-SW-20140818**	Water	08/18/14 17:15	08/19/14 02:00
60176049004	**TB20-20140818**	Water	08/17/14 08:54	08/19/14 02:00

This report shall not be reproduced, except in full,
without the written consent of Pace Analytical Services, Inc..

Pace Analytical Services, Inc.
9608 Loiret Blvd.
Lenexa, KS 66219
(913)599-5665

SAMPLE ANALYTE COUNT

Project: Ft. Smith AR
Pace Project No.: 60176049

Lab ID	Sample ID	Method	Analysts	Analytes Reported
60176049001	**DP-49-GW-20140817**	EPA 5030B/8260	PRG	38
60176049002	**NE-MANHOLE-SW-20140818**	EPA 5030B/8260	PRG	26
60176049003	**WEST-SW-20140818**	EPA 5030B/8260	PRG	26
60176049004	**TB20-20140818**	EPA 5030B/8260	PRG	38

This report shall not be reproduced, except in full,
without the written consent of Pace Analytical Services, Inc..

Pace Analytical Services, Inc.
9608 Loiret Blvd.
Lenexa, KS 66219
(913)599-5665

PROJECT NARRATIVE

Project: Ft. Smith AR
Pace Project No.: 60176049

Method: **EPA 5030B/8260**
Description: 8260 MSV
Client: Environ_AR
Date: August 21, 2014

General Information:
4 samples were analyzed for EPA 5030B/8260. All samples were received in acceptable condition with any exceptions noted below.

Hold Time:
The samples were analyzed within the method required hold times with any exceptions noted below.

Initial Calibrations (including MS Tune as applicable):
All criteria were within method requirements with any exceptions noted below.

Continuing Calibration:
All criteria were within method requirements with any exceptions noted below.

Internal Standards:
All internal standards were within QC limits with any exceptions noted below.

Surrogates:
All surrogates were within QC limits with any exceptions noted below.

Method Blank:
All analytes were below the report limit in the method blank, where applicable, with any exceptions noted below.

Laboratory Control Spike:
All laboratory control spike compounds were within QC limits with any exceptions noted below.

Matrix Spikes:
All percent recoveries and relative percent differences (RPDs) were within acceptance criteria with any exceptions noted below.

QC Batch: MSV/63778

A matrix spike/matrix spike duplicate was not performed due to insufficient sample volume.

Additional Comments:

This data package has been reviewed for quality and completeness and is approved for release.

This report shall not be reproduced, except in full,
without the written consent of Pace Analytical Services, Inc..

Pace Analytical Services, Inc.
9608 Loiret Blvd.
Lenexa, KS 66219
(913)599-5665

ANALYTICAL RESULTS

Project: Ft. Smith AR
Pace Project No.: 60176049

Sample: DP-49-GW-20140817 **Lab ID: 60176049001** Collected: 08/17/14 08:54 Received: 08/19/14 02:00 Matrix: Water

Parameters	Results	Units	Report Limit	MDL	DF	Prepared	Analyzed	CAS No.	Qual
8260 MSV	Analytical Method: EPA 5030B/8260								
Acetone	ND	ug/L	10.0	5.0	1		08/20/14 22:36	67-64-1	
Benzene	ND	ug/L	5.0	0.50	1		08/20/14 22:36	71-43-2	
Bromodichloromethane	ND	ug/L	5.0	0.50	1		08/20/14 22:36	75-27-4	
Bromoform	ND	ug/L	5.0	0.50	1		08/20/14 22:36	75-25-2	
Bromomethane	ND	ug/L	7.0	2.5	1		08/20/14 22:36	74-83-9	
2-Butanone (MEK)	**16.4**	ug/L	10.0	5.0	1		08/20/14 22:36	78-93-3	
Carbon disulfide	ND	ug/L	10.0	2.5	1		08/20/14 22:36	75-15-0	
Carbon tetrachloride	ND	ug/L	5.0	0.50	1		08/20/14 22:36	56-23-5	
Chlorobenzene	ND	ug/L	5.0	0.50	1		08/20/14 22:36	108-90-7	
Chloroethane	ND	ug/L	10.0	0.50	1		08/20/14 22:36	75-00-3	
Chloroform	ND	ug/L	5.0	0.50	1		08/20/14 22:36	67-66-3	
Chloromethane	ND	ug/L	10.0	0.50	1		08/20/14 22:36	74-87-3	
Dibromochloromethane	ND	ug/L	5.0	0.50	1		08/20/14 22:36	124-48-1	
1,1-Dichloroethane	ND	ug/L	2.4	0.50	1		08/20/14 22:36	75-34-3	
1,2-Dichloroethane	ND	ug/L	5.0	0.50	1		08/20/14 22:36	107-06-2	
1,1-Dichloroethene	ND	ug/L	5.0	0.50	1		08/20/14 22:36	75-35-4	
cis-1,2-Dichloroethene	ND	ug/L	5.0	0.50	1		08/20/14 22:36	156-59-2	
trans-1,2-Dichloroethene	ND	ug/L	5.0	0.50	1		08/20/14 22:36	156-60-5	
1,2-Dichloropropane	ND	ug/L	5.0	0.50	1		08/20/14 22:36	78-87-5	
cis-1,3-Dichloropropene	ND	ug/L	1.0	0.50	1		08/20/14 22:36	10061-01-5	
trans-1,3-Dichloropropene	ND	ug/L	1.0	0.50	1		08/20/14 22:36	10061-02-6	
Ethylbenzene	ND	ug/L	5.0	0.50	1		08/20/14 22:36	100-41-4	
2-Hexanone	ND	ug/L	10.0	5.0	1		08/20/14 22:36	591-78-6	
Methylene chloride	ND	ug/L	5.0	0.50	1		08/20/14 22:36	75-09-2	
4-Methyl-2-pentanone (MIBK)	ND	ug/L	10.0	2.5	1		08/20/14 22:36	108-10-1	
Styrene	ND	ug/L	5.0	0.50	1		08/20/14 22:36	100-42-5	
1,1,2,2-Tetrachloroethane	ND	ug/L	1.0	0.50	1		08/20/14 22:36	79-34-5	
Tetrachloroethene	ND	ug/L	5.0	0.50	1		08/20/14 22:36	127-18-4	
Toluene	ND	ug/L	5.0	0.50	1		08/20/14 22:36	108-88-3	
1,1,1-Trichloroethane	ND	ug/L	5.0	0.50	1		08/20/14 22:36	71-55-6	
1,1,2-Trichloroethane	ND	ug/L	5.0	0.50	1		08/20/14 22:36	79-00-5	
Trichloroethene	ND	ug/L	5.0	0.50	1		08/20/14 22:36	79-01-6	
Vinyl chloride	ND	ug/L	2.0	0.50	1		08/20/14 22:36	75-01-4	
Xylene (Total)	ND	ug/L	5.0	1.5	1		08/20/14 22:36	1330-20-7	
Surrogates									
4-Bromofluorobenzene (S)	102	%	80-120		1		08/20/14 22:36	460-00-4	
1,2-Dichloroethane-d4 (S)	101	%	80-120		1		08/20/14 22:36	17060-07-0	
Toluene-d8 (S)	98	%	80-120		1		08/20/14 22:36	2037-26-5	
Preservation pH	**1.0**		0.10	0.10	1		08/20/14 22:36		

This report shall not be reproduced, except in full,
without the written consent of Pace Analytical Services, Inc..

Pace Analytical Services, Inc.
9608 Loiret Blvd.
Lenexa, KS 66219
(913)599-5665

ANALYTICAL RESULTS

Project: Ft. Smith AR
Pace Project No.: 60176049

Sample: NE-MANHOLE-SW-20140818 **Lab ID: 60176049002** Collected: 08/18/14 17:15 Received: 08/19/14 02:00 Matrix: Water

Parameters	Results	Units	Report Limit	MDL	DF	Prepared	Analyzed	CAS No.	Qual
8260 MSV	Analytical Method: EPA 5030B/8260								
Bromodichloromethane	ND	ug/L	5.0	0.50	1		08/20/14 22:50	75-27-4	
Carbon tetrachloride	ND	ug/L	5.0	0.50	1		08/20/14 22:50	56-23-5	
Chlorobenzene	ND	ug/L	5.0	0.50	1		08/20/14 22:50	108-90-7	
Chloroethane	ND	ug/L	10.0	0.50	1		08/20/14 22:50	75-00-3	
Chloroform	ND	ug/L	5.0	0.50	1		08/20/14 22:50	67-66-3	
Chloromethane	ND	ug/L	10.0	0.50	1		08/20/14 22:50	74-87-3	
Dibromochloromethane	ND	ug/L	5.0	0.50	1		08/20/14 22:50	124-48-1	
1,1-Dichloroethane	ND	ug/L	2.4	0.50	1		08/20/14 22:50	75-34-3	
1,2-Dichloroethane	ND	ug/L	5.0	0.50	1		08/20/14 22:50	107-06-2	
1,1-Dichloroethene	ND	ug/L	5.0	0.50	1		08/20/14 22:50	75-35-4	
cis-1,2-Dichloroethene	ND	ug/L	5.0	0.50	1		08/20/14 22:50	156-59-2	
trans-1,2-Dichloroethene	ND	ug/L	5.0	0.50	1		08/20/14 22:50	156-60-5	
1,2-Dichloropropane	ND	ug/L	5.0	0.50	1		08/20/14 22:50	78-87-5	
cis-1,3-Dichloropropene	ND	ug/L	1.0	0.50	1		08/20/14 22:50	10061-01-5	
trans-1,3-Dichloropropene	ND	ug/L	1.0	0.50	1		08/20/14 22:50	10061-02-6	
Methylene chloride	ND	ug/L	5.0	0.50	1		08/20/14 22:50	75-09-2	
1,1,2,2-Tetrachloroethane	ND	ug/L	1.0	0.50	1		08/20/14 22:50	79-34-5	
Tetrachloroethene	ND	ug/L	5.0	0.50	1		08/20/14 22:50	127-18-4	
1,1,1-Trichloroethane	ND	ug/L	5.0	0.50	1		08/20/14 22:50	71-55-6	
1,1,2-Trichloroethane	ND	ug/L	5.0	0.50	1		08/20/14 22:50	79-00-5	
Trichloroethene	ND	ug/L	5.0	0.50	1		08/20/14 22:50	79-01-6	
Vinyl chloride	ND	ug/L	2.0	0.50	1		08/20/14 22:50	75-01-4	
Surrogates									
4-Bromofluorobenzene (S)	97	%	80-120		1		08/20/14 22:50	460-00-4	
1,2-Dichloroethane-d4 (S)	104	%	80-120		1		08/20/14 22:50	17060-07-0	
Toluene-d8 (S)	97	%	80-120		1		08/20/14 22:50	2037-26-5	
Preservation pH	**1.0**		0.10	0.10	1		08/20/14 22:50		

This report shall not be reproduced, except in full,
without the written consent of Pace Analytical Services, Inc..

Pace Analytical Services, Inc.
9608 Loiret Blvd.
Lenexa, KS 66219
(913)599-5665

ANALYTICAL RESULTS

Project: Ft. Smith AR
Pace Project No.: 60176049

Sample: WEST-SW-20140818 **Lab ID: 60176049003** Collected: 08/18/14 17:15 Received: 08/19/14 02:00 Matrix: Water

Parameters	Results	Units	Report Limit	MDL	DF	Prepared	Analyzed	CAS No.	Qual
8260 MSV	Analytical Method: EPA 5030B/8260								
Bromodichloromethane	ND	ug/L	5.0	0.50	1		08/20/14 23:04	75-27-4	
Carbon tetrachloride	ND	ug/L	5.0	0.50	1		08/20/14 23:04	56-23-5	
Chlorobenzene	ND	ug/L	5.0	0.50	1		08/20/14 23:04	108-90-7	
Chloroethane	ND	ug/L	10.0	0.50	1		08/20/14 23:04	75-00-3	
Chloroform	ND	ug/L	5.0	0.50	1		08/20/14 23:04	67-66-3	
Chloromethane	ND	ug/L	10.0	0.50	1		08/20/14 23:04	74-87-3	
Dibromochloromethane	ND	ug/L	5.0	0.50	1		08/20/14 23:04	124-48-1	
1,1-Dichloroethane	ND	ug/L	2.4	0.50	1		08/20/14 23:04	75-34-3	
1,2-Dichloroethane	ND	ug/L	5.0	0.50	1		08/20/14 23:04	107-06-2	
1,1-Dichloroethene	ND	ug/L	5.0	0.50	1		08/20/14 23:04	75-35-4	
cis-1,2-Dichloroethene	ND	ug/L	5.0	0.50	1		08/20/14 23:04	156-59-2	
trans-1,2-Dichloroethene	ND	ug/L	5.0	0.50	1		08/20/14 23:04	156-60-5	
1,2-Dichloropropane	ND	ug/L	5.0	0.50	1		08/20/14 23:04	78-87-5	
cis-1,3-Dichloropropene	ND	ug/L	1.0	0.50	1		08/20/14 23:04	10061-01-5	
trans-1,3-Dichloropropene	ND	ug/L	1.0	0.50	1		08/20/14 23:04	10061-02-6	
Methylene chloride	ND	ug/L	5.0	0.50	1		08/20/14 23:04	75-09-2	
1,1,2,2-Tetrachloroethane	ND	ug/L	1.0	0.50	1		08/20/14 23:04	79-34-5	
Tetrachloroethene	ND	ug/L	5.0	0.50	1		08/20/14 23:04	127-18-4	
1,1,1-Trichloroethane	ND	ug/L	5.0	0.50	1		08/20/14 23:04	71-55-6	
1,1,2-Trichloroethane	ND	ug/L	5.0	0.50	1		08/20/14 23:04	79-00-5	
Trichloroethene	ND	ug/L	5.0	0.50	1		08/20/14 23:04	79-01-6	
Vinyl chloride	ND	ug/L	2.0	0.50	1		08/20/14 23:04	75-01-4	
Surrogates									
4-Bromofluorobenzene (S)	97	%	80-120		1		08/20/14 23:04	460-00-4	
1,2-Dichloroethane-d4 (S)	103	%	80-120		1		08/20/14 23:04	17060-07-0	
Toluene-d8 (S)	92	%	80-120		1		08/20/14 23:04	2037-26-5	
Preservation pH	**1.0**		0.10	0.10	1		08/20/14 23:04		

This report shall not be reproduced, except in full,
without the written consent of Pace Analytical Services, Inc..

Pace Analytical Services, Inc.
9608 Loiret Blvd.
Lenexa, KS 66219
(913)599-5665

ANALYTICAL RESULTS

Project: Ft. Smith AR
Pace Project No.: 60176049

Sample: TB20-20140818 **Lab ID: 60176049004** Collected: 08/17/14 08:54 Received: 08/19/14 02:00 Matrix: Water

Parameters	Results	Units	Report Limit	MDL	DF	Prepared	Analyzed	CAS No.	Qual
8260 MSV	Analytical Method: EPA 5030B/8260								
Acetone	ND	ug/L	10.0	5.0	1		08/20/14 22:07	67-64-1	
Benzene	ND	ug/L	5.0	0.50	1		08/20/14 22:07	71-43-2	
Bromodichloromethane	ND	ug/L	5.0	0.50	1		08/20/14 22:07	75-27-4	
Bromoform	ND	ug/L	5.0	0.50	1		08/20/14 22:07	75-25-2	
Bromomethane	ND	ug/L	7.0	2.5	1		08/20/14 22:07	74-83-9	
2-Butanone (MEK)	ND	ug/L	10.0	5.0	1		08/20/14 22:07	78-93-3	
Carbon disulfide	ND	ug/L	10.0	2.5	1		08/20/14 22:07	75-15-0	
Carbon tetrachloride	ND	ug/L	5.0	0.50	1		08/20/14 22:07	56-23-5	
Chlorobenzene	ND	ug/L	5.0	0.50	1		08/20/14 22:07	108-90-7	
Chloroethane	ND	ug/L	10.0	0.50	1		08/20/14 22:07	75-00-3	
Chloroform	ND	ug/L	5.0	0.50	1		08/20/14 22:07	67-66-3	
Chloromethane	ND	ug/L	10.0	0.50	1		08/20/14 22:07	74-87-3	
Dibromochloromethane	ND	ug/L	5.0	0.50	1		08/20/14 22:07	124-48-1	
1,1-Dichloroethane	ND	ug/L	2.4	0.50	1		08/20/14 22:07	75-34-3	
1,2-Dichloroethane	ND	ug/L	5.0	0.50	1		08/20/14 22:07	107-06-2	
1,1-Dichloroethene	ND	ug/L	5.0	0.50	1		08/20/14 22:07	75-35-4	
cis-1,2-Dichloroethene	ND	ug/L	5.0	0.50	1		08/20/14 22:07	156-59-2	
trans-1,2-Dichloroethene	ND	ug/L	5.0	0.50	1		08/20/14 22:07	156-60-5	
1,2-Dichloropropane	ND	ug/L	5.0	0.50	1		08/20/14 22:07	78-87-5	
cis-1,3-Dichloropropene	ND	ug/L	1.0	0.50	1		08/20/14 22:07	10061-01-5	
trans-1,3-Dichloropropene	ND	ug/L	1.0	0.50	1		08/20/14 22:07	10061-02-6	
Ethylbenzene	ND	ug/L	5.0	0.50	1		08/20/14 22:07	100-41-4	
2-Hexanone	ND	ug/L	10.0	5.0	1		08/20/14 22:07	591-78-6	
Methylene chloride	ND	ug/L	5.0	0.50	1		08/20/14 22:07	75-09-2	
4-Methyl-2-pentanone (MIBK)	ND	ug/L	10.0	2.5	1		08/20/14 22:07	108-10-1	
Styrene	ND	ug/L	5.0	0.50	1		08/20/14 22:07	100-42-5	
1,1,2,2-Tetrachloroethane	ND	ug/L	1.0	0.50	1		08/20/14 22:07	79-34-5	
Tetrachloroethene	ND	ug/L	5.0	0.50	1		08/20/14 22:07	127-18-4	
Toluene	ND	ug/L	5.0	0.50	1		08/20/14 22:07	108-88-3	
1,1,1-Trichloroethane	ND	ug/L	5.0	0.50	1		08/20/14 22:07	71-55-6	
1,1,2-Trichloroethane	ND	ug/L	5.0	0.50	1		08/20/14 22:07	79-00-5	
Trichloroethene	ND	ug/L	5.0	0.50	1		08/20/14 22:07	79-01-6	
Vinyl chloride	ND	ug/L	2.0	0.50	1		08/20/14 22:07	75-01-4	
Xylene (Total)	ND	ug/L	5.0	1.5	1		08/20/14 22:07	1330-20-7	
Surrogates									
4-Bromofluorobenzene (S)	100	%	80-120		1		08/20/14 22:07	460-00-4	
1,2-Dichloroethane-d4 (S)	102	%	80-120		1		08/20/14 22:07	17060-07-0	
Toluene-d8 (S)	94	%	80-120		1		08/20/14 22:07	2037-26-5	
Preservation pH	**1.0**		0.10	0.10	1		08/20/14 22:07		

This report shall not be reproduced, except in full,
without the written consent of Pace Analytical Services, Inc..

Pace Analytical Services, Inc.
9608 Loiret Blvd.
Lenexa, KS 66219
(913)599-5665

QUALITY CONTROL DATA

Project: Ft. Smith AR
Pace Project No.: 60176049

QC Batch: MSV/63778 Analysis Method: EPA 5030B/8260
QC Batch Method: EPA 5030B/8260 Analysis Description: 8260 MSV Water 10 mL Purge
Associated Lab Samples: 60176049001, 60176049002, 60176049003, 60176049004

METHOD BLANK: 1428967 Matrix: Water
Associated Lab Samples: 60176049001, 60176049002, 60176049003, 60176049004

Parameter	Units	Blank Result	Reporting Limit	Analyzed	Qualifiers
1,1,1-Trichloroethane	ug/L	ND	5.0	08/20/14 21:39	
1,1,2,2-Tetrachloroethane	ug/L	ND	1.0	08/20/14 21:39	
1,1,2-Trichloroethane	ug/L	ND	5.0	08/20/14 21:39	
1,1-Dichloroethane	ug/L	ND	2.4	08/20/14 21:39	
1,1-Dichloroethene	ug/L	ND	5.0	08/20/14 21:39	
1,2-Dichloroethane	ug/L	ND	5.0	08/20/14 21:39	
1,2-Dichloropropane	ug/L	ND	5.0	08/20/14 21:39	
2-Butanone (MEK)	ug/L	ND	10.0	08/20/14 21:39	
2-Hexanone	ug/L	ND	10.0	08/20/14 21:39	
4-Methyl-2-pentanone (MIBK)	ug/L	ND	10.0	08/20/14 21:39	
Acetone	ug/L	ND	10.0	08/20/14 21:39	
Benzene	ug/L	ND	5.0	08/20/14 21:39	
Bromodichloromethane	ug/L	ND	5.0	08/20/14 21:39	
Bromoform	ug/L	ND	5.0	08/20/14 21:39	
Bromomethane	ug/L	ND	7.0	08/20/14 21:39	
Carbon disulfide	ug/L	ND	10.0	08/20/14 21:39	
Carbon tetrachloride	ug/L	ND	5.0	08/20/14 21:39	
Chlorobenzene	ug/L	ND	5.0	08/20/14 21:39	
Chloroethane	ug/L	ND	10.0	08/20/14 21:39	
Chloroform	ug/L	ND	5.0	08/20/14 21:39	
Chloromethane	ug/L	ND	10.0	08/20/14 21:39	
cis-1,2-Dichloroethene	ug/L	ND	5.0	08/20/14 21:39	
cis-1,3-Dichloropropene	ug/L	ND	1.0	08/20/14 21:39	
Dibromochloromethane	ug/L	ND	5.0	08/20/14 21:39	
Ethylbenzene	ug/L	ND	5.0	08/20/14 21:39	
Methylene chloride	ug/L	ND	5.0	08/20/14 21:39	
Styrene	ug/L	ND	5.0	08/20/14 21:39	
Tetrachloroethene	ug/L	ND	5.0	08/20/14 21:39	
Toluene	ug/L	ND	5.0	08/20/14 21:39	
trans-1,2-Dichloroethene	ug/L	ND	5.0	08/20/14 21:39	
trans-1,3-Dichloropropene	ug/L	ND	1.0	08/20/14 21:39	
Trichloroethene	ug/L	ND	5.0	08/20/14 21:39	
Vinyl chloride	ug/L	ND	2.0	08/20/14 21:39	
Xylene (Total)	ug/L	ND	5.0	08/20/14 21:39	
1,2-Dichloroethane-d4 (S)	%	96	80-120	08/20/14 21:39	
4-Bromofluorobenzene (S)	%	94	80-120	08/20/14 21:39	
Toluene-d8 (S)	%	93	80-120	08/20/14 21:39	

Results presented on this page are in the units indicated by the "Units" column except where an alternate unit is presented to the right of the result.

This report shall not be reproduced, except in full,
without the written consent of Pace Analytical Services, Inc..

Pace Analytical Services, Inc.
9608 Loiret Blvd.
Lenexa, KS 66219
(913)599-5665

QUALITY CONTROL DATA

Project: Ft. Smith AR
Pace Project No.: 60176049

LABORATORY CONTROL SAMPLE: 1428968

Parameter	Units	Spike Conc.	LCS Result	LCS % Rec	% Rec Limits	Qualifiers
1,1,1-Trichloroethane	ug/L	20	19.6	98	80-121	
1,1,2,2-Tetrachloroethane	ug/L	20	17.9	89	73-124	
1,1,2-Trichloroethane	ug/L	20	20.3	102	80-120	
1,1-Dichloroethane	ug/L	20	19.0	95	77-120	
1,1-Dichloroethene	ug/L	20	17.4	87	78-126	
1,2-Dichloroethane	ug/L	20	20.2	101	77-123	
1,2-Dichloropropane	ug/L	20	18.7	94	80-121	
2-Butanone (MEK)	ug/L	100	94.8	95	52-145	
2-Hexanone	ug/L	100	91.1	91	57-139	
4-Methyl-2-pentanone (MIBK)	ug/L	100	95.8	96	71-131	
Acetone	ug/L	100	98.2	98	32-155	
Benzene	ug/L	20	18.4	92	80-120	
Bromodichloromethane	ug/L	20	21.6	108	80-120	
Bromoform	ug/L	20	19.8	99	73-124	
Bromomethane	ug/L	20	16.1	80	31-144	
Carbon disulfide	ug/L	20	19.0	95	65-125	
Carbon tetrachloride	ug/L	20	19.4	97	78-128	
Chlorobenzene	ug/L	20	20.7	104	80-120	
Chloroethane	ug/L	20	18.1	91	55-137	
Chloroform	ug/L	20	19.5	97	79-120	
Chloromethane	ug/L	20	14.2	71	22-138	
cis-1,2-Dichloroethene	ug/L	20	19.1	95	80-120	
cis-1,3-Dichloropropene	ug/L	20	19.1	96	80-120	
Dibromochloromethane	ug/L	20	21.0	105	80-120	
Ethylbenzene	ug/L	20	20.7	103	80-121	
Methylene chloride	ug/L	20	19.4	97	73-126	
Styrene	ug/L	20	21.1	105	80-120	
Tetrachloroethene	ug/L	20	20.4	102	80-121	
Toluene	ug/L	20	19.4	97	80-122	
trans-1,2-Dichloroethene	ug/L	20	18.6	93	79-121	
trans-1,3-Dichloropropene	ug/L	20	19.7	98	80-127	
Trichloroethene	ug/L	20	19.0	95	80-120	
Vinyl chloride	ug/L	20	15.7	78	59-120	
Xylene (Total)	ug/L	60	58.9	98	80-121	
1,2-Dichloroethane-d4 (S)	%			97	80-120	
4-Bromofluorobenzene (S)	%			94	80-120	
Toluene-d8 (S)	%			100	80-120	

Results presented on this page are in the units indicated by the "Units" column except where an alternate unit is presented to the right of the result.

This report shall not be reproduced, except in full,
without the written consent of Pace Analytical Services, Inc..

Pace Analytical Services, Inc.
9608 Loiret Blvd.
Lenexa, KS 66219
(913)599-5665

QUALIFIERS

Project: Ft. Smith AR
Pace Project No.: 60176049

DEFINITIONS

DF - Dilution Factor, if reported, represents the factor applied to the reported data due to changes in sample preparation, dilution of the sample aliquot, or moisture content.

ND - Not Detected at or above adjusted reporting limit.

J - Estimated concentration above the adjusted method detection limit and below the adjusted reporting limit.

MDL - Adjusted Method Detection Limit.

PQL - Practical Quantitation Limit.

RL - Reporting Limit.

S - Surrogate

1,2-Diphenylhydrazine (8270 listed analyte) decomposes to Azobenzene.

Consistent with EPA guidelines, unrounded data are displayed and have been used to calculate % recovery and RPD values.

LCS(D) - Laboratory Control Sample (Duplicate)

MS(D) - Matrix Spike (Duplicate)

DUP - Sample Duplicate

RPD - Relative Percent Difference

NC - Not Calculable.

SG - Silica Gel - Clean-Up

U - Indicates the compound was analyzed for, but not detected.

N-Nitrosodiphenylamine decomposes and cannot be separated from Diphenylamine using Method 8270. The result reported for each analyte is a combined concentration.

Pace Analytical is TNI accredited. Contact your Pace PM for the current list of accredited analytes.

TNI - The NELAC Institute.

BATCH QUALIFIERS

Batch: MSV/63778

[M5] A matrix spike/matrix spike duplicate was not performed for this batch due to insufficient sample volume.

This report shall not be reproduced, except in full,
without the written consent of Pace Analytical Services, Inc..

Pace Analytical Services, Inc.
9608 Loiret Blvd.
Lenexa, KS 66219
(913)599-5665

QUALITY CONTROL DATA CROSS REFERENCE TABLE

Project: Ft. Smith AR
Pace Project No.: 60176049

Lab ID	Sample ID	QC Batch Method	QC Batch	Analytical Method	Analytical Batch
60176049001	**DP-49-GW-20140817**	EPA 5030B/8260	MSV/63778		
60176049002	**NE-MANHOLE-SW-20140818**	EPA 5030B/8260	MSV/63778		
60176049003	**WEST-SW-20140818**	EPA 5030B/8260	MSV/63778		
60176049004	**TB20-20140818**	EPA 5030B/8260	MSV/63778		

This report shall not be reproduced, except in full,
without the written consent of Pace Analytical Services, Inc..

Pace Analytical
www.pacelabs.com

Sample Condition Upon Receipt

WO#: 60176049

60176049

Optional
Proj Due Date:
Proj Name:

Client Name: Envirn

Courier: Fed Ex ☐ UPS ☐ USPS ☐ Client ☐ Commercial ☐ Pace ☐ Other ☑ via

Tracking #: _____ Pace Shipping Label Used? Yes ☐ No ☑

Custody Seal on Cooler/Box Present: Yes ☑ No ☐ Seals intact: Yes ☑ No ☐

Packing Material: Bubble Wrap ☐ Bubble Bags ☐ Foam ☑ None ☐ Other ☑ zplc

Thermometer Used: T-239 / T-194 **Type of Ice:** Wet Blue None ☐ Samples received on ice, cooling process has begun.
(circle one)

Cooler Temperature: 2-6

Temperature should be above freezing to 6°C

Date and initials of person examining contents: aH 8/19

Chain of Custody present:	☑Yes ☐No ☐N/A	1.
Chain of Custody filled out:	☑Yes ☐No ☐N/A	2.
Chain of Custody relinquished:	☑Yes ☐No ☐N/A	3.
Sampler name & signature on COC:	☑Yes ☐No ☐N/A	4.
Samples arrived within holding time:	☑Yes ☐No ☐N/A	5.
Short Hold Time analyses (<72hr):	☐Yes ☑No ☐N/A	6.
Rush Turn Around Time requested:	☐Yes ☑No ☐N/A	7.
Sufficient volume:	☑Yes ☐No ☐N/A	8.
Correct containers used:	☑Yes ☐No ☐N/A	
Pace containers used:	☑Yes ☐No ☐N/A	9.
Containers intact:	☑Yes ☐No ☐N/A	10.
Unpreserved 5035A soils frozen w/in 48hrs?	☐Yes ☐No ☑N/A	11.
Filtered volume received for dissolved tests?	☐Yes ☐No ☑N/A	12.
Sample labels match COC: Includes date/time/ID/analyses Matrix: WT	☑Yes ☐No ☐N/A	13.
All containers needing preservation have been checked.	☐Yes ☐No ☑N/A	
All containers needing preservation are found to be in compliance with EPA recommendation.	☐Yes ☐No ☑N/A	14.
Exceptions: VOA, coliform, TOC, O&G, WI-DRO (water), Phenolics	☑Yes ☐No	Initial when completed / Lot # of added preservative
Trip Blank present: Pace Trip Blank lot # (if purchased): 061114-2DED	☑Yes ☐No ☐N/A	15.
Headspace in VOA vials (>6mm):	☑Yes ☐No ☐N/A	1 of 2 TB headspace 16.
Project sampled in USDA Regulated Area:	☐Yes ☐No ☑N/A	17. List State:

Client Notification/ Resolution: Copy COC to Client? Y / N Field Data Required? Y / N

Person Contacted: _____ Date/Time: _____

Comments/ Resolution: _____

Project Manager Review: MW Date: 8/19/14

F-KS-C-003-Rev.7, 04December2012

Pace Analytical
www.pacelabs.com

Chain-of-Custody / Analytical Request Document

The Chain-of-Custody is a LEGAL DOCUMENT. All relevant fields must be completed accurately.

Page: 1 of 1

Section A Required Client Information:

Company:	Environ
Address:	7500 College Blvd., Ste. 925
	Overland Park, KS 66210
Email To:	wstonestreet@environcorp.com
Phone: 913-553-5926	Fax:
Requested Due Date/TAT:	

Section B Required Project Information:

Report To:	Wendy Stonestreet
Copy To:	Tamara Gleason
	tgleason@environcorp.com
Purchase Order No.:	
Project Name:	Fort Smith, AR
Project Number:	3434446A

Section C Invoice Information:

Attention:	Tamara Gleason
Company Name:	
Address:	
Pace Quote Reference:	
Pace Project Manager:	MJ Walls
Pace Profile #:	7444 water, 7709 soil

REGULATORY AGENCY

☐ NPDES ☐ GROUND WATER ☐ DRINKING WATER
☐ UST ☐ RCRA ☐ OTHER _____

Site Location STATE: AR

Section D Required Client Information

Valid Matrix Codes

MATRIX	CODE
DRINKING WATER	DW
WATER	WT
WASTE WATER	WW
PRODUCT	P
SOIL/SOLID	SL
OIL	OL
WIPE	WP
AIR	AR
OTHER	OT
TISSUE	TS

SAMPLE ID (A-Z, 0-9 / ,-) Sample IDs MUST BE UNIQUE

Requested Analysis Filtered (Y/N): N

ITEM #	SAMPLE ID	MATRIX CODE (see valid codes to left)	SAMPLE TYPE (G=GRAB C=COMP)	COLLECTED Composite Start Date	Composite Start Time	Composite End/Grab Date	Composite End/Grab Time	SAMPLE TEMP AT COLLECTION	# OF CONTAINERS Unpreserved	H_2SO_4	HNO_3	HCl	NaOH	$Na_2S_2O_3$	Methanol	Other	Analysis Test (Y/N)	8260 client specific list	8260 Chlorinated	Residual Chlorine (Y/N)	Pace Project No./ Lab I.D.
1	DP-49-GW-20140817	WT	G			8/17/14	0854		2			X						X			2(DG9H)
2	NE-Manhole-SW-20140818	WT	G			8/18/14	1715		~~4~~ 3			X							X		3(DG9H)
3	WRCT-SW-20140818	WT	G			8/18/14	1733		3			X							X		↓
4	Trip Blank 12-082014	WT							2			X						X			2(DG9H)
5																					
6																					
7																					
8																					
9																					
10																					
11																					
12																					

MZ

ADDITIONAL COMMENTS	RELINQUISHED BY / AFFILIATION	DATE	TIME	ACCEPTED BY / AFFILIATION	DATE	TIME	SAMPLE CONDITIONS			
CALL WENDY STONESTREET	[signature] / ENVIRON	8/18/14		[signature] / PASI	8/19	0200	2.6	Y	Y	Y
FOR SPECIFIC LIST										
FOR CHLORINATED										

SAMPLER NAME AND SIGNATURE

PRINT Name of SAMPLER: Michael Eldridge

SIGNATURE of SAMPLER: [signature] DATE Signed (MM/DD/YY): 8/18/14

Temp in °C | Received on Ice (Y/N) | Custody Sealed Cooler (Y/N) | Samples Intact (Y/N)

*Important Note: By signing this form you are accepting Pace's NET 30 day payment terms and agreeing to late charges of 1.5% per month for any invoices not paid within 30 days.

F-ALL-Q-020rev.07, 15-Feb-2007

Pace Analytical Services, Inc.
9608 Loiret Blvd.
Lenexa, KS 66219
(913)599-5665

August 21, 2014

Wendy Stonestreet
Environ International Corporation
7500 College Blvd Ste 925
Overland Park, KS 66210

RE: Project: FOR SMITH AR
Pace Project No.: 60176121

Dear Wendy Stonestreet:
Enclosed are the analytical results for sample(s) received by the laboratory on August 20, 2014. The results relate only to the samples included in this report. Results reported herein conform to the most current TNI standards and the laboratory's Quality Assurance Manual, where applicable, unless otherwise noted in the body of the report.

If you have any questions concerning this report, please feel free to contact me.

Sincerely,



Mary Jane Walls
maryjane.walls@pacelabs.com
PM Lab Management

Enclosures

cc: EDD, Environ_AR
Tamara Gleason, ENVIRON International Corporation

REPORT OF LABORATORY ANALYSIS

This report shall not be reproduced, except in full,
without the written consent of Pace Analytical Services, Inc..

Pace Analytical Services, Inc.
9608 Loiret Blvd.
Lenexa, KS 66219
(913)599-5665

CERTIFICATIONS

Project: FOR SMITH AR
Pace Project No.: 60176121

Kansas Certification IDs
9608 Loiret Boulevard, Lenexa, KS 66219
WY STR Certification #: 2456.01
Arkansas Certification #: 13-012-0
Illinois Certification #: 003097
Iowa Certification #: 118
Kansas/NELAP Certification #: E-10116
Louisiana Certification #: 03055
Nevada Certification #: KS000212008A
Oklahoma Certification #: 9205/9935
Texas Certification #: T104704407
Utah Certification #: KS00021

This report shall not be reproduced, except in full,
without the written consent of Pace Analytical Services, Inc..

Pace Analytical Services, Inc.
9608 Loiret Blvd.
Lenexa, KS 66219
(913)599-5665

SAMPLE SUMMARY

Project: FOR SMITH AR
Pace Project No.: 60176121

Lab ID	Sample ID	Matrix	Date Collected	Date Received
60176121001	**DP-54-SL (3.0 FT) - 20140819**	Solid	08/19/14 08:15	08/20/14 08:30
60176121002	**DP-54-SL (13.0 FT) - 20140819**	Solid	08/19/14 11:00	08/20/14 08:30
60176121003	**DP-55-SL (4.0 FT) - 20140819**	Solid	08/19/14 08:45	08/20/14 08:30
60176121004	**DP-55-SL (8.0 FT) - 20140819**	Solid	08/19/14 09:00	08/20/14 08:30
60176121005	**DP-55-SL (13.0 FT) - 20140819**	Solid	08/19/14 09:15	08/20/14 08:30
60176121006	**DP-55-SL (27.0 FT) - 20140819**	Solid	08/19/14 09:45	08/20/14 08:30
60176121007	**DP-55-SL (31.0 FT) - 20140819**	Solid	08/19/14 10:00	08/20/14 08:30
60176121008	**DP-56-SL (3.0 FT) - 20140819**	Solid	08/19/14 11:35	08/20/14 08:30
60176121009	**DP-56-SL (11.0 FT) - 20140819**	Solid	08/19/14 11:50	08/20/14 08:30
60176121010	**TB21-20140819**	Solid	08/19/14 11:50	08/20/14 08:30

This report shall not be reproduced, except in full,
without the written consent of Pace Analytical Services, Inc..

Pace Analytical Services, Inc.
9608 Loiret Blvd.
Lenexa, KS 66219
(913)599-5665

SAMPLE ANALYTE COUNT

Project: FOR SMITH AR
Pace Project No.: 60176121

Lab ID	Sample ID	Method	Analysts	Analytes Reported
60176121001	**DP-54-SL (3.0 FT) - 20140819**	EPA 8260	JKL	37
		ASTM D2974	DWC	1
60176121002	**DP-54-SL (13.0 FT) - 20140819**	EPA 8260	JKL	37
		ASTM D2974	DWC	1
60176121003	**DP-55-SL (4.0 FT) - 20140819**	EPA 8260	JKL, TJT	37
		ASTM D2974	DWC	1
60176121004	**DP-55-SL (8.0 FT) - 20140819**	EPA 8260	JKL, TJT	37
		ASTM D2974	DWC	1
60176121005	**DP-55-SL (13.0 FT) - 20140819**	EPA 8260	JKL, TJT	37
		ASTM D2974	DWC	1
60176121006	**DP-55-SL (27.0 FT) - 20140819**	EPA 8260	JKL, TJT	37
		ASTM D2974	DWC	1
60176121007	**DP-55-SL (31.0 FT) - 20140819**	EPA 8260	JKL	37
		ASTM D2974	DWC	1
60176121008	**DP-56-SL (3.0 FT) - 20140819**	EPA 8260	JKL	37
		ASTM D2974	DWC	1
60176121009	**DP-56-SL (11.0 FT) - 20140819**	EPA 8260	JKL	37
		ASTM D2974	DWC	1
60176121010	**TB21-20140819**	EPA 8260	JKL	37

This report shall not be reproduced, except in full,
without the written consent of Pace Analytical Services, Inc..

Pace Analytical Services, Inc.
9608 Loiret Blvd.
Lenexa, KS 66219
(913)599-5665

PROJECT NARRATIVE

Project: FOR SMITH AR
Pace Project No.: 60176121

Method: **EPA 8260**
Description: 8260 MSV 5035A VOA
Client: Environ_AR
Date: August 21, 2014

General Information:
10 samples were analyzed for EPA 8260. All samples were received in acceptable condition with any exceptions noted below.

Hold Time:
The samples were analyzed within the method required hold times with any exceptions noted below.

Initial Calibrations (including MS Tune as applicable):
All criteria were within method requirements with any exceptions noted below.

Continuing Calibration:
All criteria were within method requirements with any exceptions noted below.

Internal Standards:
All internal standards were within QC limits with any exceptions noted below.

Surrogates:
All surrogates were within QC limits with any exceptions noted below.

Method Blank:
All analytes were below the report limit in the method blank, where applicable, with any exceptions noted below.

Laboratory Control Spike:
All laboratory control spike compounds were within QC limits with any exceptions noted below.

Matrix Spikes:
All percent recoveries and relative percent differences (RPDs) were within acceptance criteria with any exceptions noted below.

QC Batch: MSV/63774

A matrix spike/matrix spike duplicate was not performed due to insufficient sample volume.

QC Batch: MSV/63806

A matrix spike/matrix spike duplicate was not performed due to insufficient sample volume.

Additional Comments:

This data package has been reviewed for quality and completeness and is approved for release.

This report shall not be reproduced, except in full,
without the written consent of Pace Analytical Services, Inc..

Pace Analytical Services, Inc.
9608 Loiret Blvd.
Lenexa, KS 66219
(913)599-5665

ANALYTICAL RESULTS

Project: FOR SMITH AR
Pace Project No.: 60176121

Sample: DP-54-SL (3.0 FT) - 20140819 **Lab ID: 60176121001** Collected: 08/19/14 08:15 Received: 08/20/14 08:30 Matrix: Solid

Results reported on a "dry-weight" basis

Parameters	Results	Units	Report Limit	MDL	DF	Prepared	Analyzed	CAS No.	Qual
8260 MSV 5035A VOA	Analytical Method: EPA 8260								
Acetone	ND	ug/kg	18.8	9.4	1		08/20/14 18:42	67-64-1	
Benzene	ND	ug/kg	4.7	2.4	1		08/20/14 18:42	71-43-2	
Bromodichloromethane	ND	ug/kg	4.7	2.4	1		08/20/14 18:42	75-27-4	
Bromoform	ND	ug/kg	4.7	2.4	1		08/20/14 18:42	75-25-2	
Bromomethane	ND	ug/kg	4.7	2.4	1		08/20/14 18:42	74-83-9	
2-Butanone (MEK)	ND	ug/kg	9.4	4.7	1		08/20/14 18:42	78-93-3	
Carbon disulfide	ND	ug/kg	4.7	2.4	1		08/20/14 18:42	75-15-0	
Carbon tetrachloride	ND	ug/kg	4.7	2.4	1		08/20/14 18:42	56-23-5	
Chlorobenzene	ND	ug/kg	4.7	2.4	1		08/20/14 18:42	108-90-7	
Chloroethane	ND	ug/kg	4.7	2.4	1		08/20/14 18:42	75-00-3	
Chloroform	ND	ug/kg	4.7	2.4	1		08/20/14 18:42	67-66-3	
Chloromethane	ND	ug/kg	4.7	2.4	1		08/20/14 18:42	74-87-3	
Dibromochloromethane	ND	ug/kg	4.7	2.4	1		08/20/14 18:42	124-48-1	
1,1-Dichloroethane	ND	ug/kg	4.7	2.4	1		08/20/14 18:42	75-34-3	
1,2-Dichloroethane	ND	ug/kg	4.7	2.4	1		08/20/14 18:42	107-06-2	
1,1-Dichloroethene	ND	ug/kg	4.7	2.4	1		08/20/14 18:42	75-35-4	
cis-1,2-Dichloroethene	ND	ug/kg	4.7	2.4	1		08/20/14 18:42	156-59-2	
trans-1,2-Dichloroethene	ND	ug/kg	4.7	2.4	1		08/20/14 18:42	156-60-5	
1,2-Dichloropropane	ND	ug/kg	4.7	2.4	1		08/20/14 18:42	78-87-5	
cis-1,3-Dichloropropene	ND	ug/kg	4.7	2.4	1		08/20/14 18:42	10061-01-5	
trans-1,3-Dichloropropene	ND	ug/kg	4.7	2.4	1		08/20/14 18:42	10061-02-6	
Ethylbenzene	ND	ug/kg	4.7	2.4	1		08/20/14 18:42	100-41-4	
2-Hexanone	ND	ug/kg	18.8	9.4	1		08/20/14 18:42	591-78-6	
Methylene chloride	ND	ug/kg	4.7	2.4	1		08/20/14 18:42	75-09-2	
4-Methyl-2-pentanone (MIBK)	ND	ug/kg	9.4	4.7	1		08/20/14 18:42	108-10-1	
Styrene	ND	ug/kg	4.7	2.4	1		08/20/14 18:42	100-42-5	
1,1,2,2-Tetrachloroethane	ND	ug/kg	4.7	2.4	1		08/20/14 18:42	79-34-5	
Tetrachloroethene	ND	ug/kg	4.7	2.4	1		08/20/14 18:42	127-18-4	
Toluene	ND	ug/kg	4.7	2.4	1		08/20/14 18:42	108-88-3	
1,1,1-Trichloroethane	ND	ug/kg	4.7	2.4	1		08/20/14 18:42	71-55-6	
1,1,2-Trichloroethane	ND	ug/kg	4.7	2.4	1		08/20/14 18:42	79-00-5	
Trichloroethene	**50.1**	ug/kg	4.7	2.4	1		08/20/14 18:42	79-01-6	
Vinyl chloride	ND	ug/kg	4.7	2.4	1		08/20/14 18:42	75-01-4	
Xylene (Total)	ND	ug/kg	4.7	2.4	1		08/20/14 18:42	1330-20-7	
Surrogates									
Toluene-d8 (S)	101	%	80-120		1		08/20/14 18:42	2037-26-5	
4-Bromofluorobenzene (S)	103	%	76-123		1		08/20/14 18:42	460-00-4	
1,2-Dichloroethane-d4 (S)	111	%	75-129		1		08/20/14 18:42	17060-07-0	
Percent Moisture	Analytical Method: ASTM D2974								
Percent Moisture	**14.4**	%	0.50	0.50	1		08/20/14 00:00		

REPORT OF LABORATORY ANALYSIS

This report shall not be reproduced, except in full,
without the written consent of Pace Analytical Services, Inc..

Pace Analytical Services, Inc.
9608 Loiret Blvd.
Lenexa, KS 66219
(913)599-5665

ANALYTICAL RESULTS

Project: FOR SMITH AR
Pace Project No.: 60176121

Sample: DP-54-SL (13.0 FT) - 20140819 **Lab ID: 60176121002** Collected: 08/19/14 11:00 Received: 08/20/14 08:30 Matrix: Solid

Results reported on a "dry-weight" basis

Parameters	Results	Units	Report Limit	MDL	DF	Prepared	Analyzed	CAS No.	Qual
8260 MSV 5035A VOA	Analytical Method: EPA 8260								
Acetone	ND	ug/kg	18.2	9.1	1		08/20/14 18:57	67-64-1	
Benzene	ND	ug/kg	4.5	2.3	1		08/20/14 18:57	71-43-2	
Bromodichloromethane	ND	ug/kg	4.5	2.3	1		08/20/14 18:57	75-27-4	
Bromoform	ND	ug/kg	4.5	2.3	1		08/20/14 18:57	75-25-2	
Bromomethane	ND	ug/kg	4.5	2.3	1		08/20/14 18:57	74-83-9	
2-Butanone (MEK)	ND	ug/kg	9.1	4.5	1		08/20/14 18:57	78-93-3	
Carbon disulfide	ND	ug/kg	4.5	2.3	1		08/20/14 18:57	75-15-0	
Carbon tetrachloride	ND	ug/kg	4.5	2.3	1		08/20/14 18:57	56-23-5	
Chlorobenzene	ND	ug/kg	4.5	2.3	1		08/20/14 18:57	108-90-7	
Chloroethane	ND	ug/kg	4.5	2.3	1		08/20/14 18:57	75-00-3	
Chloroform	ND	ug/kg	4.5	2.3	1		08/20/14 18:57	67-66-3	
Chloromethane	ND	ug/kg	4.5	2.3	1		08/20/14 18:57	74-87-3	
Dibromochloromethane	ND	ug/kg	4.5	2.3	1		08/20/14 18:57	124-48-1	
1,1-Dichloroethane	ND	ug/kg	4.5	2.3	1		08/20/14 18:57	75-34-3	
1,2-Dichloroethane	ND	ug/kg	4.5	2.3	1		08/20/14 18:57	107-06-2	
1,1-Dichloroethene	ND	ug/kg	4.5	2.3	1		08/20/14 18:57	75-35-4	
cis-1,2-Dichloroethene	ND	ug/kg	4.5	2.3	1		08/20/14 18:57	156-59-2	
trans-1,2-Dichloroethene	ND	ug/kg	4.5	2.3	1		08/20/14 18:57	156-60-5	
1,2-Dichloropropane	ND	ug/kg	4.5	2.3	1		08/20/14 18:57	78-87-5	
cis-1,3-Dichloropropene	ND	ug/kg	4.5	2.3	1		08/20/14 18:57	10061-01-5	
trans-1,3-Dichloropropene	ND	ug/kg	4.5	2.3	1		08/20/14 18:57	10061-02-6	
Ethylbenzene	ND	ug/kg	4.5	2.3	1		08/20/14 18:57	100-41-4	
2-Hexanone	ND	ug/kg	18.2	9.1	1		08/20/14 18:57	591-78-6	
Methylene chloride	ND	ug/kg	4.5	2.3	1		08/20/14 18:57	75-09-2	
4-Methyl-2-pentanone (MIBK)	ND	ug/kg	9.1	4.5	1		08/20/14 18:57	108-10-1	
Styrene	ND	ug/kg	4.5	2.3	1		08/20/14 18:57	100-42-5	
1,1,2,2-Tetrachloroethane	ND	ug/kg	4.5	2.3	1		08/20/14 18:57	79-34-5	
Tetrachloroethene	ND	ug/kg	4.5	2.3	1		08/20/14 18:57	127-18-4	
Toluene	ND	ug/kg	4.5	2.3	1		08/20/14 18:57	108-88-3	
1,1,1-Trichloroethane	ND	ug/kg	4.5	2.3	1		08/20/14 18:57	71-55-6	
1,1,2-Trichloroethane	ND	ug/kg	4.5	2.3	1		08/20/14 18:57	79-00-5	
Trichloroethene	**31.3**	ug/kg	4.5	2.3	1		08/20/14 18:57	79-01-6	
Vinyl chloride	ND	ug/kg	4.5	2.3	1		08/20/14 18:57	75-01-4	
Xylene (Total)	ND	ug/kg	4.5	2.3	1		08/20/14 18:57	1330-20-7	
Surrogates									
Toluene-d8 (S)	101	%	80-120		1		08/20/14 18:57	2037-26-5	
4-Bromofluorobenzene (S)	102	%	76-123		1		08/20/14 18:57	460-00-4	
1,2-Dichloroethane-d4 (S)	114	%	75-129		1		08/20/14 18:57	17060-07-0	
Percent Moisture	Analytical Method: ASTM D2974								
Percent Moisture	**11.9**	%	0.50	0.50	1		08/20/14 00:00		

REPORT OF LABORATORY ANALYSIS

This report shall not be reproduced, except in full,
without the written consent of Pace Analytical Services, Inc..

Pace Analytical Services, Inc.
9608 Loiret Blvd.
Lenexa, KS 66219
(913)599-5665

ANALYTICAL RESULTS

Project: FOR SMITH AR
Pace Project No.: 60176121

Sample: DP-55-SL (4.0 FT) - 20140819 **Lab ID: 60176121003** Collected: 08/19/14 08:45 Received: 08/20/14 08:30 Matrix: Solid

Results reported on a "dry-weight" basis

Parameters	Results	Units	Report Limit	MDL	DF	Prepared	Analyzed	CAS No.	Qual
8260 MSV 5035A VOA	Analytical Method: EPA 8260								
Acetone	ND	ug/kg	18.8	9.4	1		08/20/14 19:13	67-64-1	
Benzene	ND	ug/kg	4.7	2.3	1		08/20/14 19:13	71-43-2	
Bromodichloromethane	ND	ug/kg	4.7	2.3	1		08/20/14 19:13	75-27-4	
Bromoform	ND	ug/kg	4.7	2.3	1		08/20/14 19:13	75-25-2	
Bromomethane	ND	ug/kg	4.7	2.3	1		08/20/14 19:13	74-83-9	
2-Butanone (MEK)	ND	ug/kg	9.4	4.7	1		08/20/14 19:13	78-93-3	
Carbon disulfide	ND	ug/kg	4.7	2.3	1		08/20/14 19:13	75-15-0	
Carbon tetrachloride	ND	ug/kg	4.7	2.3	1		08/20/14 19:13	56-23-5	
Chlorobenzene	ND	ug/kg	4.7	2.3	1		08/20/14 19:13	108-90-7	
Chloroethane	ND	ug/kg	4.7	2.3	1		08/20/14 19:13	75-00-3	
Chloroform	**4.5J**	ug/kg	4.7	2.3	1		08/20/14 19:13	67-66-3	
Chloromethane	ND	ug/kg	4.7	2.3	1		08/20/14 19:13	74-87-3	
Dibromochloromethane	ND	ug/kg	4.7	2.3	1		08/20/14 19:13	124-48-1	
1,1-Dichloroethane	ND	ug/kg	4.7	2.3	1		08/20/14 19:13	75-34-3	
1,2-Dichloroethane	ND	ug/kg	4.7	2.3	1		08/20/14 19:13	107-06-2	
1,1-Dichloroethene	ND	ug/kg	4.7	2.3	1		08/20/14 19:13	75-35-4	
cis-1,2-Dichloroethene	**8.2**	ug/kg	4.7	2.3	1		08/20/14 19:13	156-59-2	
trans-1,2-Dichloroethene	ND	ug/kg	4.7	2.3	1		08/20/14 19:13	156-60-5	
1,2-Dichloropropane	ND	ug/kg	4.7	2.3	1		08/20/14 19:13	78-87-5	
cis-1,3-Dichloropropene	ND	ug/kg	4.7	2.3	1		08/20/14 19:13	10061-01-5	
trans-1,3-Dichloropropene	ND	ug/kg	4.7	2.3	1		08/20/14 19:13	10061-02-6	
Ethylbenzene	ND	ug/kg	4.7	2.3	1		08/20/14 19:13	100-41-4	
2-Hexanone	ND	ug/kg	18.8	9.4	1		08/20/14 19:13	591-78-6	
Methylene chloride	ND	ug/kg	4.7	2.3	1		08/20/14 19:13	75-09-2	
4-Methyl-2-pentanone (MIBK)	ND	ug/kg	9.4	4.7	1		08/20/14 19:13	108-10-1	
Styrene	ND	ug/kg	4.7	2.3	1		08/20/14 19:13	100-42-5	
1,1,2,2-Tetrachloroethane	ND	ug/kg	4.7	2.3	1		08/20/14 19:13	79-34-5	
Tetrachloroethene	ND	ug/kg	4.7	2.3	1		08/20/14 19:13	127-18-4	
Toluene	ND	ug/kg	4.7	2.3	1		08/20/14 19:13	108-88-3	
1,1,1-Trichloroethane	ND	ug/kg	4.7	2.3	1		08/20/14 19:13	71-55-6	
1,1,2-Trichloroethane	ND	ug/kg	4.7	2.3	1		08/20/14 19:13	79-00-5	
Trichloroethene	**600**	ug/kg	291	146	50		08/21/14 12:34	79-01-6	
Vinyl chloride	ND	ug/kg	4.7	2.3	1		08/20/14 19:13	75-01-4	
Xylene (Total)	ND	ug/kg	4.7	2.3	1		08/20/14 19:13	1330-20-7	
Surrogates									
Toluene-d8 (S)	102	%	80-120		1		08/20/14 19:13	2037-26-5	
4-Bromofluorobenzene (S)	102	%	76-123		1		08/20/14 19:13	460-00-4	
1,2-Dichloroethane-d4 (S)	117	%	75-129		1		08/20/14 19:13	17060-07-0	
Percent Moisture	Analytical Method: ASTM D2974								
Percent Moisture	**14.2**	%	0.50	0.50	1		08/20/14 00:00		

This report shall not be reproduced, except in full,
without the written consent of Pace Analytical Services, Inc..

Pace Analytical Services, Inc.
9608 Loiret Blvd.
Lenexa, KS 66219
(913)599-5665

ANALYTICAL RESULTS

Project: FOR SMITH AR
Pace Project No.: 60176121

Sample: DP-55-SL (8.0 FT) - 20140819 **Lab ID: 60176121004** Collected: 08/19/14 09:00 Received: 08/20/14 08:30 Matrix: Solid

Results reported on a "dry-weight" basis

Parameters	Results	Units	Report Limit	MDL	DF	Prepared	Analyzed	CAS No.	Qual
8260 MSV 5035A VOA	Analytical Method: EPA 8260								
Acetone	ND	ug/kg	19.6	9.8	1		08/20/14 19:28	67-64-1	
Benzene	ND	ug/kg	4.9	2.5	1		08/20/14 19:28	71-43-2	
Bromodichloromethane	ND	ug/kg	4.9	2.5	1		08/20/14 19:28	75-27-4	
Bromoform	ND	ug/kg	4.9	2.5	1		08/20/14 19:28	75-25-2	
Bromomethane	ND	ug/kg	4.9	2.5	1		08/20/14 19:28	74-83-9	
2-Butanone (MEK)	ND	ug/kg	9.8	4.9	1		08/20/14 19:28	78-93-3	
Carbon disulfide	ND	ug/kg	4.9	2.5	1		08/20/14 19:28	75-15-0	
Carbon tetrachloride	ND	ug/kg	4.9	2.5	1		08/20/14 19:28	56-23-5	
Chlorobenzene	ND	ug/kg	4.9	2.5	1		08/20/14 19:28	108-90-7	
Chloroethane	ND	ug/kg	4.9	2.5	1		08/20/14 19:28	75-00-3	
Chloroform	**5.2**	ug/kg	4.9	2.5	1		08/20/14 19:28	67-66-3	
Chloromethane	ND	ug/kg	4.9	2.5	1		08/20/14 19:28	74-87-3	
Dibromochloromethane	ND	ug/kg	4.9	2.5	1		08/20/14 19:28	124-48-1	
1,1-Dichloroethane	ND	ug/kg	4.9	2.5	1		08/20/14 19:28	75-34-3	
1,2-Dichloroethane	ND	ug/kg	4.9	2.5	1		08/20/14 19:28	107-06-2	
1,1-Dichloroethene	ND	ug/kg	4.9	2.5	1		08/20/14 19:28	75-35-4	
cis-1,2-Dichloroethene	**7.8**	ug/kg	4.9	2.5	1		08/20/14 19:28	156-59-2	
trans-1,2-Dichloroethene	ND	ug/kg	4.9	2.5	1		08/20/14 19:28	156-60-5	
1,2-Dichloropropane	ND	ug/kg	4.9	2.5	1		08/20/14 19:28	78-87-5	
cis-1,3-Dichloropropene	ND	ug/kg	4.9	2.5	1		08/20/14 19:28	10061-01-5	
trans-1,3-Dichloropropene	ND	ug/kg	4.9	2.5	1		08/20/14 19:28	10061-02-6	
Ethylbenzene	ND	ug/kg	4.9	2.5	1		08/20/14 19:28	100-41-4	
2-Hexanone	ND	ug/kg	19.6	9.8	1		08/20/14 19:28	591-78-6	
Methylene chloride	ND	ug/kg	4.9	2.5	1		08/20/14 19:28	75-09-2	
4-Methyl-2-pentanone (MIBK)	ND	ug/kg	9.8	4.9	1		08/20/14 19:28	108-10-1	
Styrene	ND	ug/kg	4.9	2.5	1		08/20/14 19:28	100-42-5	
1,1,2,2-Tetrachloroethane	ND	ug/kg	4.9	2.5	1		08/20/14 19:28	79-34-5	
Tetrachloroethene	ND	ug/kg	4.9	2.5	1		08/20/14 19:28	127-18-4	
Toluene	ND	ug/kg	4.9	2.5	1		08/20/14 19:28	108-88-3	
1,1,1-Trichloroethane	ND	ug/kg	4.9	2.5	1		08/20/14 19:28	71-55-6	
1,1,2-Trichloroethane	ND	ug/kg	4.9	2.5	1		08/20/14 19:28	79-00-5	
Trichloroethene	**973**	ug/kg	301	150	50		08/21/14 12:50	79-01-6	
Vinyl chloride	ND	ug/kg	4.9	2.5	1		08/20/14 19:28	75-01-4	
Xylene (Total)	ND	ug/kg	4.9	2.5	1		08/20/14 19:28	1330-20-7	
Surrogates									
Toluene-d8 (S)	102	%	80-120		1		08/20/14 19:28	2037-26-5	
4-Bromofluorobenzene (S)	103	%	76-123		1		08/20/14 19:28	460-00-4	
1,2-Dichloroethane-d4 (S)	114	%	75-129		1		08/20/14 19:28	17060-07-0	
Percent Moisture	Analytical Method: ASTM D2974								
Percent Moisture	**16.8**	%	0.50	0.50	1		08/20/14 00:00		

REPORT OF LABORATORY ANALYSIS

This report shall not be reproduced, except in full,
without the written consent of Pace Analytical Services, Inc..

Pace Analytical Services, Inc.
9608 Loiret Blvd.
Lenexa, KS 66219
(913)599-5665

ANALYTICAL RESULTS

Project: FOR SMITH AR
Pace Project No.: 60176121

Sample: DP-55-SL (13.0 FT) - 20140819 **Lab ID: 60176121005** Collected: 08/19/14 09:15 Received: 08/20/14 08:30 Matrix: Solid

Results reported on a "dry-weight" basis

Parameters	Results	Units	Report Limit	MDL	DF	Prepared	Analyzed	CAS No.	Qual
8260 MSV 5035A VOA	Analytical Method: EPA 8260								
Acetone	ND	ug/kg	18.7	9.4	1		08/20/14 19:43	67-64-1	
Benzene	ND	ug/kg	4.7	2.3	1		08/20/14 19:43	71-43-2	
Bromodichloromethane	ND	ug/kg	4.7	2.3	1		08/20/14 19:43	75-27-4	
Bromoform	ND	ug/kg	4.7	2.3	1		08/20/14 19:43	75-25-2	
Bromomethane	ND	ug/kg	4.7	2.3	1		08/20/14 19:43	74-83-9	
2-Butanone (MEK)	ND	ug/kg	9.4	4.7	1		08/20/14 19:43	78-93-3	
Carbon disulfide	ND	ug/kg	4.7	2.3	1		08/20/14 19:43	75-15-0	
Carbon tetrachloride	ND	ug/kg	4.7	2.3	1		08/20/14 19:43	56-23-5	
Chlorobenzene	ND	ug/kg	4.7	2.3	1		08/20/14 19:43	108-90-7	
Chloroethane	ND	ug/kg	4.7	2.3	1		08/20/14 19:43	75-00-3	
Chloroform	**2.4J**	ug/kg	4.7	2.3	1		08/20/14 19:43	67-66-3	
Chloromethane	ND	ug/kg	4.7	2.3	1		08/20/14 19:43	74-87-3	
Dibromochloromethane	ND	ug/kg	4.7	2.3	1		08/20/14 19:43	124-48-1	
1,1-Dichloroethane	ND	ug/kg	4.7	2.3	1		08/20/14 19:43	75-34-3	
1,2-Dichloroethane	ND	ug/kg	4.7	2.3	1		08/20/14 19:43	107-06-2	
1,1-Dichloroethene	ND	ug/kg	4.7	2.3	1		08/20/14 19:43	75-35-4	
cis-1,2-Dichloroethene	**3.4J**	ug/kg	4.7	2.3	1		08/20/14 19:43	156-59-2	
trans-1,2-Dichloroethene	ND	ug/kg	4.7	2.3	1		08/20/14 19:43	156-60-5	
1,2-Dichloropropane	ND	ug/kg	4.7	2.3	1		08/20/14 19:43	78-87-5	
cis-1,3-Dichloropropene	ND	ug/kg	4.7	2.3	1		08/20/14 19:43	10061-01-5	
trans-1,3-Dichloropropene	ND	ug/kg	4.7	2.3	1		08/20/14 19:43	10061-02-6	
Ethylbenzene	ND	ug/kg	4.7	2.3	1		08/20/14 19:43	100-41-4	
2-Hexanone	ND	ug/kg	18.7	9.4	1		08/20/14 19:43	591-78-6	
Methylene chloride	ND	ug/kg	4.7	2.3	1		08/20/14 19:43	75-09-2	
4-Methyl-2-pentanone (MIBK)	ND	ug/kg	9.4	4.7	1		08/20/14 19:43	108-10-1	
Styrene	ND	ug/kg	4.7	2.3	1		08/20/14 19:43	100-42-5	
1,1,2,2-Tetrachloroethane	ND	ug/kg	4.7	2.3	1		08/20/14 19:43	79-34-5	
Tetrachloroethene	ND	ug/kg	4.7	2.3	1		08/20/14 19:43	127-18-4	
Toluene	ND	ug/kg	4.7	2.3	1		08/20/14 19:43	108-88-3	
1,1,1-Trichloroethane	ND	ug/kg	4.7	2.3	1		08/20/14 19:43	71-55-6	
1,1,2-Trichloroethane	ND	ug/kg	4.7	2.3	1		08/20/14 19:43	79-00-5	
Trichloroethene	**388**	ug/kg	292	146	50		08/21/14 13:06	79-01-6	
Vinyl chloride	ND	ug/kg	4.7	2.3	1		08/20/14 19:43	75-01-4	
Xylene (Total)	ND	ug/kg	4.7	2.3	1		08/20/14 19:43	1330-20-7	
Surrogates									
Toluene-d8 (S)	101	%	80-120		1		08/20/14 19:43	2037-26-5	
4-Bromofluorobenzene (S)	103	%	76-123		1		08/20/14 19:43	460-00-4	
1,2-Dichloroethane-d4 (S)	115	%	75-129		1		08/20/14 19:43	17060-07-0	
Percent Moisture	Analytical Method: ASTM D2974								
Percent Moisture	**14.4**	%	0.50	0.50	1		08/20/14 00:00		

This report shall not be reproduced, except in full,
without the written consent of Pace Analytical Services, Inc..

Pace Analytical Services, Inc.
9608 Loiret Blvd.
Lenexa, KS 66219
(913)599-5665

ANALYTICAL RESULTS

Project: FOR SMITH AR
Pace Project No.: 60176121

Sample: DP-55-SL (27.0 FT) - 20140819 **Lab ID: 60176121006** Collected: 08/19/14 09:45 Received: 08/20/14 08:30 Matrix: Solid

Results reported on a "dry-weight" basis

Parameters	Results	Units	Report Limit	MDL	DF	Prepared	Analyzed	CAS No.	Qual
8260 MSV 5035A VOA	Analytical Method: EPA 8260								
Acetone	ND	ug/kg	17.0	8.5	1		08/20/14 19:59	67-64-1	
Benzene	ND	ug/kg	4.3	2.1	1		08/20/14 19:59	71-43-2	
Bromodichloromethane	ND	ug/kg	4.3	2.1	1		08/20/14 19:59	75-27-4	
Bromoform	ND	ug/kg	4.3	2.1	1		08/20/14 19:59	75-25-2	
Bromomethane	ND	ug/kg	4.3	2.1	1		08/20/14 19:59	74-83-9	
2-Butanone (MEK)	ND	ug/kg	8.5	4.3	1		08/20/14 19:59	78-93-3	
Carbon disulfide	ND	ug/kg	4.3	2.1	1		08/20/14 19:59	75-15-0	
Carbon tetrachloride	ND	ug/kg	4.3	2.1	1		08/20/14 19:59	56-23-5	
Chlorobenzene	ND	ug/kg	4.3	2.1	1		08/20/14 19:59	108-90-7	
Chloroethane	ND	ug/kg	4.3	2.1	1		08/20/14 19:59	75-00-3	
Chloroform	ND	ug/kg	4.3	2.1	1		08/20/14 19:59	67-66-3	
Chloromethane	ND	ug/kg	4.3	2.1	1		08/20/14 19:59	74-87-3	
Dibromochloromethane	ND	ug/kg	4.3	2.1	1		08/20/14 19:59	124-48-1	
1,1-Dichloroethane	ND	ug/kg	4.3	2.1	1		08/20/14 19:59	75-34-3	
1,2-Dichloroethane	ND	ug/kg	4.3	2.1	1		08/20/14 19:59	107-06-2	
1,1-Dichloroethene	ND	ug/kg	4.3	2.1	1		08/20/14 19:59	75-35-4	
cis-1,2-Dichloroethene	ND	ug/kg	4.3	2.1	1		08/20/14 19:59	156-59-2	
trans-1,2-Dichloroethene	ND	ug/kg	4.3	2.1	1		08/20/14 19:59	156-60-5	
1,2-Dichloropropane	ND	ug/kg	4.3	2.1	1		08/20/14 19:59	78-87-5	
cis-1,3-Dichloropropene	ND	ug/kg	4.3	2.1	1		08/20/14 19:59	10061-01-5	
trans-1,3-Dichloropropene	ND	ug/kg	4.3	2.1	1		08/20/14 19:59	10061-02-6	
Ethylbenzene	ND	ug/kg	4.3	2.1	1		08/20/14 19:59	100-41-4	
2-Hexanone	ND	ug/kg	17.0	8.5	1		08/20/14 19:59	591-78-6	
Methylene chloride	ND	ug/kg	4.3	2.1	1		08/20/14 19:59	75-09-2	
4-Methyl-2-pentanone (MIBK)	ND	ug/kg	8.5	4.3	1		08/20/14 19:59	108-10-1	
Styrene	ND	ug/kg	4.3	2.1	1		08/20/14 19:59	100-42-5	
1,1,2,2-Tetrachloroethane	ND	ug/kg	4.3	2.1	1		08/20/14 19:59	79-34-5	
Tetrachloroethene	ND	ug/kg	4.3	2.1	1		08/20/14 19:59	127-18-4	
Toluene	ND	ug/kg	4.3	2.1	1		08/20/14 19:59	108-88-3	
1,1,1-Trichloroethane	ND	ug/kg	4.3	2.1	1		08/20/14 19:59	71-55-6	
1,1,2-Trichloroethane	ND	ug/kg	4.3	2.1	1		08/20/14 19:59	79-00-5	
Trichloroethene	**6.3**	ug/kg	5.5	2.8	1		08/21/14 12:19	79-01-6	
Vinyl chloride	ND	ug/kg	4.3	2.1	1		08/20/14 19:59	75-01-4	
Xylene (Total)	ND	ug/kg	4.3	2.1	1		08/20/14 19:59	1330-20-7	
Surrogates									
Toluene-d8 (S)	101	%	80-120		1		08/20/14 19:59	2037-26-5	
4-Bromofluorobenzene (S)	104	%	76-123		1		08/20/14 19:59	460-00-4	
1,2-Dichloroethane-d4 (S)	114	%	75-129		1		08/20/14 19:59	17060-07-0	
Percent Moisture	Analytical Method: ASTM D2974								
Percent Moisture	**9.3**	%	0.50	0.50	1		08/20/14 00:00		

REPORT OF LABORATORY ANALYSIS

This report shall not be reproduced, except in full,
without the written consent of Pace Analytical Services, Inc..

Pace Analytical Services, Inc.
9608 Loiret Blvd.
Lenexa, KS 66219
(913)599-5665

ANALYTICAL RESULTS

Project: FOR SMITH AR
Pace Project No.: 60176121

Sample: DP-55-SL (31.0 FT) - 20140819 **Lab ID: 60176121007** Collected: 08/19/14 10:00 Received: 08/20/14 08:30 Matrix: Solid

Results reported on a "dry-weight" basis

Parameters	Results	Units	Report Limit	MDL	DF	Prepared	Analyzed	CAS No.	Qual
8260 MSV 5035A VOA	Analytical Method: EPA 8260								
Acetone	ND	ug/kg	19.9	10	1		08/20/14 20:14	67-64-1	
Benzene	ND	ug/kg	5.0	2.5	1		08/20/14 20:14	71-43-2	
Bromodichloromethane	ND	ug/kg	5.0	2.5	1		08/20/14 20:14	75-27-4	
Bromoform	ND	ug/kg	5.0	2.5	1		08/20/14 20:14	75-25-2	
Bromomethane	ND	ug/kg	5.0	2.5	1		08/20/14 20:14	74-83-9	
2-Butanone (MEK)	ND	ug/kg	10	5.0	1		08/20/14 20:14	78-93-3	
Carbon disulfide	ND	ug/kg	5.0	2.5	1		08/20/14 20:14	75-15-0	
Carbon tetrachloride	ND	ug/kg	5.0	2.5	1		08/20/14 20:14	56-23-5	
Chlorobenzene	ND	ug/kg	5.0	2.5	1		08/20/14 20:14	108-90-7	
Chloroethane	ND	ug/kg	5.0	2.5	1		08/20/14 20:14	75-00-3	
Chloroform	ND	ug/kg	5.0	2.5	1		08/20/14 20:14	67-66-3	
Chloromethane	ND	ug/kg	5.0	2.5	1		08/20/14 20:14	74-87-3	
Dibromochloromethane	ND	ug/kg	5.0	2.5	1		08/20/14 20:14	124-48-1	
1,1-Dichloroethane	ND	ug/kg	5.0	2.5	1		08/20/14 20:14	75-34-3	
1,2-Dichloroethane	ND	ug/kg	5.0	2.5	1		08/20/14 20:14	107-06-2	
1,1-Dichloroethene	ND	ug/kg	5.0	2.5	1		08/20/14 20:14	75-35-4	
cis-1,2-Dichloroethene	ND	ug/kg	5.0	2.5	1		08/20/14 20:14	156-59-2	
trans-1,2-Dichloroethene	ND	ug/kg	5.0	2.5	1		08/20/14 20:14	156-60-5	
1,2-Dichloropropane	ND	ug/kg	5.0	2.5	1		08/20/14 20:14	78-87-5	
cis-1,3-Dichloropropene	ND	ug/kg	5.0	2.5	1		08/20/14 20:14	10061-01-5	
trans-1,3-Dichloropropene	ND	ug/kg	5.0	2.5	1		08/20/14 20:14	10061-02-6	
Ethylbenzene	ND	ug/kg	5.0	2.5	1		08/20/14 20:14	100-41-4	
2-Hexanone	ND	ug/kg	19.9	10	1		08/20/14 20:14	591-78-6	
Methylene chloride	ND	ug/kg	5.0	2.5	1		08/20/14 20:14	75-09-2	
4-Methyl-2-pentanone (MIBK)	ND	ug/kg	10	5.0	1		08/20/14 20:14	108-10-1	
Styrene	ND	ug/kg	5.0	2.5	1		08/20/14 20:14	100-42-5	
1,1,2,2-Tetrachloroethane	ND	ug/kg	5.0	2.5	1		08/20/14 20:14	79-34-5	
Tetrachloroethene	ND	ug/kg	5.0	2.5	1		08/20/14 20:14	127-18-4	
Toluene	ND	ug/kg	5.0	2.5	1		08/20/14 20:14	108-88-3	
1,1,1-Trichloroethane	ND	ug/kg	5.0	2.5	1		08/20/14 20:14	71-55-6	
1,1,2-Trichloroethane	ND	ug/kg	5.0	2.5	1		08/20/14 20:14	79-00-5	
Trichloroethene	**27.7**	ug/kg	5.0	2.5	1		08/20/14 20:14	79-01-6	
Vinyl chloride	ND	ug/kg	5.0	2.5	1		08/20/14 20:14	75-01-4	
Xylene (Total)	ND	ug/kg	5.0	2.5	1		08/20/14 20:14	1330-20-7	
Surrogates									
Toluene-d8 (S)	102	%	80-120		1		08/20/14 20:14	2037-26-5	
4-Bromofluorobenzene (S)	102	%	76-123		1		08/20/14 20:14	460-00-4	
1,2-Dichloroethane-d4 (S)	114	%	75-129		1		08/20/14 20:14	17060-07-0	
Percent Moisture	Analytical Method: ASTM D2974								
Percent Moisture	**13.3**	%	0.50	0.50	1		08/20/14 00:00		

REPORT OF LABORATORY ANALYSIS

This report shall not be reproduced, except in full,
without the written consent of Pace Analytical Services, Inc..

Pace Analytical Services, Inc.
9608 Loiret Blvd.
Lenexa, KS 66219
(913)599-5665

ANALYTICAL RESULTS

Project: FOR SMITH AR
Pace Project No.: 60176121

Sample: DP-56-SL (3.0 FT) - 20140819 **Lab ID: 60176121008** Collected: 08/19/14 11:35 Received: 08/20/14 08:30 Matrix: Solid

Results reported on a "dry-weight" basis

Parameters	Results	Units	Report Limit	MDL	DF	Prepared	Analyzed	CAS No.	Qual
8260 MSV 5035A VOA	Analytical Method: EPA 8260								
Acetone	ND	ug/kg	18.1	9.1	1		08/20/14 20:29	67-64-1	
Benzene	ND	ug/kg	4.5	2.3	1		08/20/14 20:29	71-43-2	
Bromodichloromethane	ND	ug/kg	4.5	2.3	1		08/20/14 20:29	75-27-4	
Bromoform	ND	ug/kg	4.5	2.3	1		08/20/14 20:29	75-25-2	
Bromomethane	ND	ug/kg	4.5	2.3	1		08/20/14 20:29	74-83-9	
2-Butanone (MEK)	ND	ug/kg	9.1	4.5	1		08/20/14 20:29	78-93-3	
Carbon disulfide	ND	ug/kg	4.5	2.3	1		08/20/14 20:29	75-15-0	
Carbon tetrachloride	ND	ug/kg	4.5	2.3	1		08/20/14 20:29	56-23-5	
Chlorobenzene	ND	ug/kg	4.5	2.3	1		08/20/14 20:29	108-90-7	
Chloroethane	ND	ug/kg	4.5	2.3	1		08/20/14 20:29	75-00-3	
Chloroform	ND	ug/kg	4.5	2.3	1		08/20/14 20:29	67-66-3	
Chloromethane	ND	ug/kg	4.5	2.3	1		08/20/14 20:29	74-87-3	
Dibromochloromethane	ND	ug/kg	4.5	2.3	1		08/20/14 20:29	124-48-1	
1,1-Dichloroethane	ND	ug/kg	4.5	2.3	1		08/20/14 20:29	75-34-3	
1,2-Dichloroethane	ND	ug/kg	4.5	2.3	1		08/20/14 20:29	107-06-2	
1,1-Dichloroethene	ND	ug/kg	4.5	2.3	1		08/20/14 20:29	75-35-4	
cis-1,2-Dichloroethene	ND	ug/kg	4.5	2.3	1		08/20/14 20:29	156-59-2	
trans-1,2-Dichloroethene	ND	ug/kg	4.5	2.3	1		08/20/14 20:29	156-60-5	
1,2-Dichloropropane	ND	ug/kg	4.5	2.3	1		08/20/14 20:29	78-87-5	
cis-1,3-Dichloropropene	ND	ug/kg	4.5	2.3	1		08/20/14 20:29	10061-01-5	
trans-1,3-Dichloropropene	ND	ug/kg	4.5	2.3	1		08/20/14 20:29	10061-02-6	
Ethylbenzene	ND	ug/kg	4.5	2.3	1		08/20/14 20:29	100-41-4	
2-Hexanone	ND	ug/kg	18.1	9.1	1		08/20/14 20:29	591-78-6	
Methylene chloride	ND	ug/kg	4.5	2.3	1		08/20/14 20:29	75-09-2	
4-Methyl-2-pentanone (MIBK)	ND	ug/kg	9.1	4.5	1		08/20/14 20:29	108-10-1	
Styrene	ND	ug/kg	4.5	2.3	1		08/20/14 20:29	100-42-5	
1,1,2,2-Tetrachloroethane	ND	ug/kg	4.5	2.3	1		08/20/14 20:29	79-34-5	
Tetrachloroethene	ND	ug/kg	4.5	2.3	1		08/20/14 20:29	127-18-4	
Toluene	ND	ug/kg	4.5	2.3	1		08/20/14 20:29	108-88-3	
1,1,1-Trichloroethane	ND	ug/kg	4.5	2.3	1		08/20/14 20:29	71-55-6	
1,1,2-Trichloroethane	ND	ug/kg	4.5	2.3	1		08/20/14 20:29	79-00-5	
Trichloroethene	ND	ug/kg	4.5	2.3	1		08/20/14 20:29	79-01-6	
Vinyl chloride	ND	ug/kg	4.5	2.3	1		08/20/14 20:29	75-01-4	
Xylene (Total)	ND	ug/kg	4.5	2.3	1		08/20/14 20:29	1330-20-7	
Surrogates									
Toluene-d8 (S)	103	%	80-120		1		08/20/14 20:29	2037-26-5	
4-Bromofluorobenzene (S)	103	%	76-123		1		08/20/14 20:29	460-00-4	
1,2-Dichloroethane-d4 (S)	115	%	75-129		1		08/20/14 20:29	17060-07-0	
Percent Moisture	Analytical Method: ASTM D2974								
Percent Moisture	**14.9**	%	0.50	0.50	1		08/20/14 00:00		

REPORT OF LABORATORY ANALYSIS

This report shall not be reproduced, except in full,
without the written consent of Pace Analytical Services, Inc..

Pace Analytical Services, Inc.
9608 Loiret Blvd.
Lenexa, KS 66219
(913)599-5665

ANALYTICAL RESULTS

Project: FOR SMITH AR
Pace Project No.: 60176121

Sample: DP-56-SL (11.0 FT) - 20140819 **Lab ID: 60176121009** Collected: 08/19/14 11:50 Received: 08/20/14 08:30 Matrix: Solid

Results reported on a "dry-weight" basis

Parameters	Results	Units	Report Limit	MDL	DF	Prepared	Analyzed	CAS No.	Qual
8260 MSV 5035A VOA	Analytical Method: EPA 8260								
Acetone	ND	ug/kg	18.2	9.1	1		08/20/14 20:45	67-64-1	
Benzene	ND	ug/kg	4.6	2.3	1		08/20/14 20:45	71-43-2	
Bromodichloromethane	ND	ug/kg	4.6	2.3	1		08/20/14 20:45	75-27-4	
Bromoform	ND	ug/kg	4.6	2.3	1		08/20/14 20:45	75-25-2	
Bromomethane	ND	ug/kg	4.6	2.3	1		08/20/14 20:45	74-83-9	
2-Butanone (MEK)	ND	ug/kg	9.1	4.6	1		08/20/14 20:45	78-93-3	
Carbon disulfide	ND	ug/kg	4.6	2.3	1		08/20/14 20:45	75-15-0	
Carbon tetrachloride	ND	ug/kg	4.6	2.3	1		08/20/14 20:45	56-23-5	
Chlorobenzene	ND	ug/kg	4.6	2.3	1		08/20/14 20:45	108-90-7	
Chloroethane	ND	ug/kg	4.6	2.3	1		08/20/14 20:45	75-00-3	
Chloroform	ND	ug/kg	4.6	2.3	1		08/20/14 20:45	67-66-3	
Chloromethane	ND	ug/kg	4.6	2.3	1		08/20/14 20:45	74-87-3	
Dibromochloromethane	ND	ug/kg	4.6	2.3	1		08/20/14 20:45	124-48-1	
1,1-Dichloroethane	ND	ug/kg	4.6	2.3	1		08/20/14 20:45	75-34-3	
1,2-Dichloroethane	ND	ug/kg	4.6	2.3	1		08/20/14 20:45	107-06-2	
1,1-Dichloroethene	ND	ug/kg	4.6	2.3	1		08/20/14 20:45	75-35-4	
cis-1,2-Dichloroethene	**4.0J**	ug/kg	4.6	2.3	1		08/20/14 20:45	156-59-2	
trans-1,2-Dichloroethene	ND	ug/kg	4.6	2.3	1		08/20/14 20:45	156-60-5	
1,2-Dichloropropane	ND	ug/kg	4.6	2.3	1		08/20/14 20:45	78-87-5	
cis-1,3-Dichloropropene	ND	ug/kg	4.6	2.3	1		08/20/14 20:45	10061-01-5	
trans-1,3-Dichloropropene	ND	ug/kg	4.6	2.3	1		08/20/14 20:45	10061-02-6	
Ethylbenzene	ND	ug/kg	4.6	2.3	1		08/20/14 20:45	100-41-4	
2-Hexanone	ND	ug/kg	18.2	9.1	1		08/20/14 20:45	591-78-6	
Methylene chloride	ND	ug/kg	4.6	2.3	1		08/20/14 20:45	75-09-2	
4-Methyl-2-pentanone (MIBK)	ND	ug/kg	9.1	4.6	1		08/20/14 20:45	108-10-1	
Styrene	ND	ug/kg	4.6	2.3	1		08/20/14 20:45	100-42-5	
1,1,2,2-Tetrachloroethane	ND	ug/kg	4.6	2.3	1		08/20/14 20:45	79-34-5	
Tetrachloroethene	ND	ug/kg	4.6	2.3	1		08/20/14 20:45	127-18-4	
Toluene	ND	ug/kg	4.6	2.3	1		08/20/14 20:45	108-88-3	
1,1,1-Trichloroethane	ND	ug/kg	4.6	2.3	1		08/20/14 20:45	71-55-6	
1,1,2-Trichloroethane	ND	ug/kg	4.6	2.3	1		08/20/14 20:45	79-00-5	
Trichloroethene	**4.9**	ug/kg	4.6	2.3	1		08/20/14 20:45	79-01-6	
Vinyl chloride	ND	ug/kg	4.6	2.3	1		08/20/14 20:45	75-01-4	
Xylene (Total)	ND	ug/kg	4.6	2.3	1		08/20/14 20:45	1330-20-7	
Surrogates									
Toluene-d8 (S)	101	%	80-120		1		08/20/14 20:45	2037-26-5	
4-Bromofluorobenzene (S)	100	%	76-123		1		08/20/14 20:45	460-00-4	
1,2-Dichloroethane-d4 (S)	115	%	75-129		1		08/20/14 20:45	17060-07-0	
Percent Moisture	Analytical Method: ASTM D2974								
Percent Moisture	**16.3**	%	0.50	0.50	1		08/20/14 00:00		

REPORT OF LABORATORY ANALYSIS

This report shall not be reproduced, except in full,
without the written consent of Pace Analytical Services, Inc..

Pace Analytical Services, Inc.
9608 Loiret Blvd.
Lenexa, KS 66219
(913)599-5665

ANALYTICAL RESULTS

Project: FOR SMITH AR
Pace Project No.: 60176121

Sample: TB21-20140819 **Lab ID: 60176121010** Collected: 08/19/14 11:50 Received: 08/20/14 08:30 Matrix: Solid

Results reported on a "wet-weight" basis

Parameters	Results	Units	Report Limit	MDL	DF	Prepared	Analyzed	CAS No.	Qual
8260 MSV 5035A VOA	Analytical Method: EPA 8260								
Acetone	ND	ug/kg	20.0	10.0	1		08/20/14 21:00	67-64-1	
Benzene	ND	ug/kg	5.0	2.5	1		08/20/14 21:00	71-43-2	
Bromodichloromethane	ND	ug/kg	5.0	2.5	1		08/20/14 21:00	75-27-4	
Bromoform	ND	ug/kg	5.0	2.5	1		08/20/14 21:00	75-25-2	
Bromomethane	ND	ug/kg	5.0	2.5	1		08/20/14 21:00	74-83-9	
2-Butanone (MEK)	ND	ug/kg	10.0	5.0	1		08/20/14 21:00	78-93-3	
Carbon disulfide	ND	ug/kg	5.0	2.5	1		08/20/14 21:00	75-15-0	
Carbon tetrachloride	ND	ug/kg	5.0	2.5	1		08/20/14 21:00	56-23-5	
Chlorobenzene	ND	ug/kg	5.0	2.5	1		08/20/14 21:00	108-90-7	
Chloroethane	ND	ug/kg	5.0	2.5	1		08/20/14 21:00	75-00-3	
Chloroform	ND	ug/kg	5.0	2.5	1		08/20/14 21:00	67-66-3	
Chloromethane	ND	ug/kg	5.0	2.5	1		08/20/14 21:00	74-87-3	
Dibromochloromethane	ND	ug/kg	5.0	2.5	1		08/20/14 21:00	124-48-1	
1,1-Dichloroethane	ND	ug/kg	5.0	2.5	1		08/20/14 21:00	75-34-3	
1,2-Dichloroethane	ND	ug/kg	5.0	2.5	1		08/20/14 21:00	107-06-2	
1,1-Dichloroethene	ND	ug/kg	5.0	2.5	1		08/20/14 21:00	75-35-4	
cis-1,2-Dichloroethene	ND	ug/kg	5.0	2.5	1		08/20/14 21:00	156-59-2	
trans-1,2-Dichloroethene	ND	ug/kg	5.0	2.5	1		08/20/14 21:00	156-60-5	
1,2-Dichloropropane	ND	ug/kg	5.0	2.5	1		08/20/14 21:00	78-87-5	
cis-1,3-Dichloropropene	ND	ug/kg	5.0	2.5	1		08/20/14 21:00	10061-01-5	
trans-1,3-Dichloropropene	ND	ug/kg	5.0	2.5	1		08/20/14 21:00	10061-02-6	
Ethylbenzene	ND	ug/kg	5.0	2.5	1		08/20/14 21:00	100-41-4	
2-Hexanone	ND	ug/kg	20.0	10.0	1		08/20/14 21:00	591-78-6	
Methylene chloride	ND	ug/kg	5.0	2.5	1		08/20/14 21:00	75-09-2	
4-Methyl-2-pentanone (MIBK)	ND	ug/kg	10.0	5.0	1		08/20/14 21:00	108-10-1	
Styrene	ND	ug/kg	5.0	2.5	1		08/20/14 21:00	100-42-5	
1,1,2,2-Tetrachloroethane	ND	ug/kg	5.0	2.5	1		08/20/14 21:00	79-34-5	
Tetrachloroethene	ND	ug/kg	5.0	2.5	1		08/20/14 21:00	127-18-4	
Toluene	ND	ug/kg	5.0	2.5	1		08/20/14 21:00	108-88-3	
1,1,1-Trichloroethane	ND	ug/kg	5.0	2.5	1		08/20/14 21:00	71-55-6	
1,1,2-Trichloroethane	ND	ug/kg	5.0	2.5	1		08/20/14 21:00	79-00-5	
Trichloroethene	ND	ug/kg	5.0	2.5	1		08/20/14 21:00	79-01-6	
Vinyl chloride	ND	ug/kg	5.0	2.5	1		08/20/14 21:00	75-01-4	
Xylene (Total)	ND	ug/kg	5.0	2.5	1		08/20/14 21:00	1330-20-7	
Surrogates									
Toluene-d8 (S)	102	%	80-120		1		08/20/14 21:00	2037-26-5	
4-Bromofluorobenzene (S)	99	%	76-123		1		08/20/14 21:00	460-00-4	
1,2-Dichloroethane-d4 (S)	103	%	75-129		1		08/20/14 21:00	17060-07-0	

This report shall not be reproduced, except in full,
without the written consent of Pace Analytical Services, Inc..

Pace Analytical Services, Inc.
9608 Loiret Blvd.
Lenexa, KS 66219
(913)599-5665

QUALITY CONTROL DATA

Project: FOR SMITH AR
Pace Project No.: 60176121

QC Batch: MSV/63774 | Analysis Method: EPA 8260
QC Batch Method: EPA 8260 | Analysis Description: 8260 MSV 5035A Volatile Organics
Associated Lab Samples: 60176121001, 60176121002, 60176121003, 60176121004, 60176121005, 60176121006, 60176121007, 60176121008, 60176121009, 60176121010

METHOD BLANK: 1428896 | Matrix: Solid
Associated Lab Samples: 60176121001, 60176121002, 60176121003, 60176121004, 60176121005, 60176121006, 60176121007, 60176121008, 60176121009, 60176121010

Parameter	Units	Blank Result	Reporting Limit	Analyzed	Qualifiers
1,1,1-Trichloroethane	ug/kg	ND	5.0	08/20/14 18:27	
1,1,2,2-Tetrachloroethane	ug/kg	ND	5.0	08/20/14 18:27	
1,1,2-Trichloroethane	ug/kg	ND	5.0	08/20/14 18:27	
1,1-Dichloroethane	ug/kg	ND	5.0	08/20/14 18:27	
1,1-Dichloroethene	ug/kg	ND	5.0	08/20/14 18:27	
1,2-Dichloroethane	ug/kg	ND	5.0	08/20/14 18:27	
1,2-Dichloropropane	ug/kg	ND	5.0	08/20/14 18:27	
2-Butanone (MEK)	ug/kg	ND	10.0	08/20/14 18:27	
2-Hexanone	ug/kg	ND	20.0	08/20/14 18:27	
4-Methyl-2-pentanone (MIBK)	ug/kg	ND	10.0	08/20/14 18:27	
Acetone	ug/kg	ND	20.0	08/20/14 18:27	
Benzene	ug/kg	ND	5.0	08/20/14 18:27	
Bromodichloromethane	ug/kg	ND	5.0	08/20/14 18:27	
Bromoform	ug/kg	ND	5.0	08/20/14 18:27	
Bromomethane	ug/kg	ND	5.0	08/20/14 18:27	
Carbon disulfide	ug/kg	ND	5.0	08/20/14 18:27	
Carbon tetrachloride	ug/kg	ND	5.0	08/20/14 18:27	
Chlorobenzene	ug/kg	ND	5.0	08/20/14 18:27	
Chloroethane	ug/kg	ND	5.0	08/20/14 18:27	
Chloroform	ug/kg	ND	5.0	08/20/14 18:27	
Chloromethane	ug/kg	ND	5.0	08/20/14 18:27	
cis-1,2-Dichloroethene	ug/kg	ND	5.0	08/20/14 18:27	
cis-1,3-Dichloropropene	ug/kg	ND	5.0	08/20/14 18:27	
Dibromochloromethane	ug/kg	ND	5.0	08/20/14 18:27	
Ethylbenzene	ug/kg	ND	5.0	08/20/14 18:27	
Methylene chloride	ug/kg	ND	5.0	08/20/14 18:27	
Styrene	ug/kg	ND	5.0	08/20/14 18:27	
Tetrachloroethene	ug/kg	ND	5.0	08/20/14 18:27	
Toluene	ug/kg	ND	5.0	08/20/14 18:27	
trans-1,2-Dichloroethene	ug/kg	ND	5.0	08/20/14 18:27	
trans-1,3-Dichloropropene	ug/kg	ND	5.0	08/20/14 18:27	
Trichloroethene	ug/kg	ND	5.0	08/20/14 18:27	
Vinyl chloride	ug/kg	ND	5.0	08/20/14 18:27	
Xylene (Total)	ug/kg	ND	5.0	08/20/14 18:27	
1,2-Dichloroethane-d4 (S)	%	100	75-129	08/20/14 18:27	
4-Bromofluorobenzene (S)	%	101	76-123	08/20/14 18:27	
Toluene-d8 (S)	%	101	80-120	08/20/14 18:27	

Results presented on this page are in the units indicated by the "Units" column except where an alternate unit is presented to the right of the result.

This report shall not be reproduced, except in full,
without the written consent of Pace Analytical Services, Inc..

Pace Analytical Services, Inc.
9608 Loiret Blvd.
Lenexa, KS 66219
(913)599-5665

QUALITY CONTROL DATA

Project: FOR SMITH AR
Pace Project No.: 60176121

LABORATORY CONTROL SAMPLE: 1428897

Parameter	Units	Spike Conc.	LCS Result	LCS % Rec	% Rec Limits	Qualifiers
1,1,1-Trichloroethane	ug/kg	100	92.4	92	77-126	
1,1,2,2-Tetrachloroethane	ug/kg	100	91.2	91	73-120	
1,1,2-Trichloroethane	ug/kg	100	91.7	92	76-120	
1,1-Dichloroethane	ug/kg	100	93.6	94	71-120	
1,1-Dichloroethene	ug/kg	100	89.3	89	76-130	
1,2-Dichloroethane	ug/kg	100	96.6	97	78-120	
1,2-Dichloropropane	ug/kg	100	93.2	93	80-120	
2-Butanone (MEK)	ug/kg	500	449	90	55-135	
2-Hexanone	ug/kg	500	463	93	57-136	
4-Methyl-2-pentanone (MIBK)	ug/kg	500	480	96	71-128	
Acetone	ug/kg	500	486	97	43-144	
Benzene	ug/kg	100	91.9	92	80-120	
Bromodichloromethane	ug/kg	100	97.6	98	80-120	
Bromoform	ug/kg	100	99.0	99	75-124	
Bromomethane	ug/kg	100	70.9	71	38-150	
Carbon disulfide	ug/kg	100	100	100	58-137	
Carbon tetrachloride	ug/kg	100	95.3	95	75-140	
Chlorobenzene	ug/kg	100	88.8	89	80-120	
Chloroethane	ug/kg	100	104	104	65-127	
Chloroform	ug/kg	100	94.0	94	74-120	
Chloromethane	ug/kg	100	78.9	79	39-138	
cis-1,2-Dichloroethene	ug/kg	100	92.9	93	76-124	
cis-1,3-Dichloropropene	ug/kg	100	94.1	94	82-120	
Dibromochloromethane	ug/kg	100	96.5	96	80-124	
Ethylbenzene	ug/kg	100	89.7	90	80-120	
Methylene chloride	ug/kg	100	95.4	95	70-123	
Styrene	ug/kg	100	89.9	90	79-120	
Tetrachloroethene	ug/kg	100	86.3	86	78-128	
Toluene	ug/kg	100	90.3	90	79-120	
trans-1,2-Dichloroethene	ug/kg	100	89.5	90	76-124	
trans-1,3-Dichloropropene	ug/kg	100	94.6	95	80-124	
Trichloroethene	ug/kg	100	90.6	91	80-120	
Vinyl chloride	ug/kg	100	81.2	81	57-132	
Xylene (Total)	ug/kg	300	263	88	79-120	
1,2-Dichloroethane-d4 (S)	%			106	75-129	
4-Bromofluorobenzene (S)	%			101	76-123	
Toluene-d8 (S)	%			102	80-120	

Results presented on this page are in the units indicated by the "Units" column except where an alternate unit is presented to the right of the result.

This report shall not be reproduced, except in full,
without the written consent of Pace Analytical Services, Inc..

Pace Analytical Services, Inc.
9608 Loiret Blvd.
Lenexa, KS 66219
(913)599-5665

QUALITY CONTROL DATA

Project: FOR SMITH AR
Pace Project No.: 60176121

QC Batch: MSV/63806 Analysis Method: EPA 8260
QC Batch Method: EPA 8260 Analysis Description: 8260 MSV 5035A Volatile Organics
Associated Lab Samples: 60176121003, 60176121004, 60176121005, 60176121006

METHOD BLANK: 1429718 Matrix: Solid
Associated Lab Samples: 60176121003, 60176121004, 60176121005, 60176121006

Parameter	Units	Blank Result	Reporting Limit	Analyzed	Qualifiers
Trichloroethene	ug/kg	ND	5.0	08/21/14 11:53	
1,2-Dichloroethane-d4 (S)	%	104	75-129	08/21/14 11:53	
4-Bromofluorobenzene (S)	%	98	76-123	08/21/14 11:53	
Toluene-d8 (S)	%	100	80-120	08/21/14 11:53	

LABORATORY CONTROL SAMPLE: 1429719

Parameter	Units	Spike Conc.	LCS Result	LCS % Rec	% Rec Limits	Qualifiers
Trichloroethene	ug/kg	100	113	113	80-120	
1,2-Dichloroethane-d4 (S)	%			125	75-129	
4-Bromofluorobenzene (S)	%			104	76-123	
Toluene-d8 (S)	%			106	80-120	

Results presented on this page are in the units indicated by the "Units" column except where an alternate unit is presented to the right of the result.

This report shall not be reproduced, except in full,
without the written consent of Pace Analytical Services, Inc..

Pace Analytical Services, Inc.
9608 Loiret Blvd.
Lenexa, KS 66219
(913)599-5665

QUALITY CONTROL DATA

Project: FOR SMITH AR
Pace Project No.: 60176121

QC Batch: PMST/9926 Analysis Method: ASTM D2974
QC Batch Method: ASTM D2974 Analysis Description: Dry Weight/Percent Moisture
Associated Lab Samples: 60176121001, 60176121002, 60176121003, 60176121004, 60176121005, 60176121006, 60176121007, 60176121008, 60176121009

METHOD BLANK: 1428900 Matrix: Solid
Associated Lab Samples: 60176121001, 60176121002, 60176121003, 60176121004, 60176121005, 60176121006, 60176121007, 60176121008, 60176121009

Parameter	Units	Blank Result	Reporting Limit	Analyzed	Qualifiers
Percent Moisture	%	ND	0.50	08/20/14 00:00	

SAMPLE DUPLICATE: 1428901

Parameter	Units	60176121001 Result	Dup Result	RPD	Max RPD	Qualifiers
Percent Moisture	%	14.4	14.1	2	20	

Results presented on this page are in the units indicated by the "Units" column except where an alternate unit is presented to the right of the result.

REPORT OF LABORATORY ANALYSIS

This report shall not be reproduced, except in full,
without the written consent of Pace Analytical Services, Inc..

Pace Analytical Services, Inc.
9608 Loiret Blvd.
Lenexa, KS 66219
(913)599-5665

QUALIFIERS

Project: FOR SMITH AR
Pace Project No.: 60176121

DEFINITIONS

DF - Dilution Factor, if reported, represents the factor applied to the reported data due to changes in sample preparation, dilution of the sample aliquot, or moisture content.

ND - Not Detected at or above adjusted reporting limit.

J - Estimated concentration above the adjusted method detection limit and below the adjusted reporting limit.

MDL - Adjusted Method Detection Limit.

PQL - Practical Quantitation Limit.

RL - Reporting Limit.

S - Surrogate

1,2-Diphenylhydrazine (8270 listed analyte) decomposes to Azobenzene.

Consistent with EPA guidelines, unrounded data are displayed and have been used to calculate % recovery and RPD values.

LCS(D) - Laboratory Control Sample (Duplicate)

MS(D) - Matrix Spike (Duplicate)

DUP - Sample Duplicate

RPD - Relative Percent Difference

NC - Not Calculable.

SG - Silica Gel - Clean-Up

U - Indicates the compound was analyzed for, but not detected.

N-Nitrosodiphenylamine decomposes and cannot be separated from Diphenylamine using Method 8270. The result reported for each analyte is a combined concentration.

Pace Analytical is TNI accredited. Contact your Pace PM for the current list of accredited analytes.

TNI - The NELAC Institute.

BATCH QUALIFIERS

Batch: MSV/63774

[M5] A matrix spike/matrix spike duplicate was not performed for this batch due to insufficient sample volume.

Batch: MSV/63806

[M5] A matrix spike/matrix spike duplicate was not performed for this batch due to insufficient sample volume.

This report shall not be reproduced, except in full,
without the written consent of Pace Analytical Services, Inc..

Pace Analytical Services, Inc.
9608 Loiret Blvd.
Lenexa, KS 66219
(913)599-5665

QUALITY CONTROL DATA CROSS REFERENCE TABLE

Project: FOR SMITH AR
Pace Project No.: 60176121

Lab ID	Sample ID	QC Batch Method	QC Batch	Analytical Method	Analytical Batch
60176121001	**DP-54-SL (3.0 FT) - 20140819**	EPA 8260	MSV/63774		
60176121002	**DP-54-SL (13.0 FT) - 20140819**	EPA 8260	MSV/63774		
60176121003	**DP-55-SL (4.0 FT) - 20140819**	EPA 8260	MSV/63774		
60176121003	**DP-55-SL (4.0 FT) - 20140819**	EPA 8260	MSV/63806		
60176121004	**DP-55-SL (8.0 FT) - 20140819**	EPA 8260	MSV/63774		
60176121004	**DP-55-SL (8.0 FT) - 20140819**	EPA 8260	MSV/63806		
60176121005	**DP-55-SL (13.0 FT) - 20140819**	EPA 8260	MSV/63774		
60176121005	**DP-55-SL (13.0 FT) - 20140819**	EPA 8260	MSV/63806		
60176121006	**DP-55-SL (27.0 FT) - 20140819**	EPA 8260	MSV/63774		
60176121006	**DP-55-SL (27.0 FT) - 20140819**	EPA 8260	MSV/63806		
60176121007	**DP-55-SL (31.0 FT) - 20140819**	EPA 8260	MSV/63774		
60176121008	**DP-56-SL (3.0 FT) - 20140819**	EPA 8260	MSV/63774		
60176121009	**DP-56-SL (11.0 FT) - 20140819**	EPA 8260	MSV/63774		
60176121010	**TB21-20140819**	EPA 8260	MSV/63774		
60176121001	**DP-54-SL (3.0 FT) - 20140819**	ASTM D2974	PMST/9926		
60176121002	**DP-54-SL (13.0 FT) - 20140819**	ASTM D2974	PMST/9926		
60176121003	**DP-55-SL (4.0 FT) - 20140819**	ASTM D2974	PMST/9926		
60176121004	**DP-55-SL (8.0 FT) - 20140819**	ASTM D2974	PMST/9926		
60176121005	**DP-55-SL (13.0 FT) - 20140819**	ASTM D2974	PMST/9926		
60176121006	**DP-55-SL (27.0 FT) - 20140819**	ASTM D2974	PMST/9926		
60176121007	**DP-55-SL (31.0 FT) - 20140819**	ASTM D2974	PMST/9926		
60176121008	**DP-56-SL (3.0 FT) - 20140819**	ASTM D2974	PMST/9926		
60176121009	**DP-56-SL (11.0 FT) - 20140819**	ASTM D2974	PMST/9926		

This report shall not be reproduced, except in full,
without the written consent of Pace Analytical Services, Inc..

Pace Analytical
www.pacelabs.com

Sample Condition Upon Receipt

WO#: 60176121
60176121

Client Name: Environ

Optional
Proj Due Date:
Proj Name:

Courier: Fed Ex ☒ UPS ☐ USPS ☐ Client ☐ Commercial ☐ Pace ☐ Other ☐

Tracking #: 6113 5277 3519 Pace Shipping Label Used? Yes ☐ No ☐

Custody Seal on Cooler/Box Present: Yes ☒ No ☐ Seals intact: Yes ☒ No ☐

Packing Material: Bubble Wrap ☐ Bubble Bags ☐ Foam ☒ None ☐ Other ☒ ZPK

Thermometer Used: T-239 / T-194 **Type of Ice:** Wet Blue None (circle one) ☐ Samples received on ice, cooling process has begun.

Cooler Temperature: 4.0

Temperature should be above freezing to 6°C

Date and initials of person examining contents: _____

Chain of Custody present:	☒Yes ☐No ☐N/A	1.
Chain of Custody filled out:	☒Yes ☐No ☐N/A	2.
Chain of Custody relinquished:	☒Yes ☐No ☐N/A	3.
Sampler name & signature on COC:	☒Yes ☐No ☐N/A	4.
Samples arrived within holding time:	☒Yes ☐No ☐N/A	5.
Short Hold Time analyses (<72hr):	☒Yes ☐No ☐N/A	6. Kits
Rush Turn Around Time requested:	☒Yes ☐No ☐N/A	7. 24 hr
Sufficient volume:	☒Yes ☐No ☐N/A	8.
Correct containers used:	☒Yes ☐No ☐N/A	
Pace containers used:	☒Yes ☐No ☐N/A	9.
Containers intact:	☒Yes ☐No ☐N/A	10.
Unpreserved 5035A soils frozen w/in 48hrs?	☒Yes ☐No ☐N/A	11.
Filtered volume received for dissolved tests?	☐Yes ☐No ☒N/A	12.
Sample labels match COC: Includes date/time/ID/analyses Matrix: SL	☒Yes ☐No ☐N/A	13.
All containers needing preservation have been checked.	☐Yes ☐No ☒N/A	
All containers needing preservation are found to be in compliance with EPA recommendation.	☐Yes ☐No ☒N/A	14.
Exceptions: VOA, coliform, TOC, O&G, WI-DRO (water), Phenolics	☒Yes ☐No	Initial when completed / Lot # of added preservative
Trip Blank present: Pace Trip Blank lot # (if purchased): 100713-3	☒Yes ☐No ☐N/A	15.
Headspace in VOA vials (>6mm):	☐Yes ☐No ☒N/A	16.
Project sampled in USDA Regulated Area:	☐Yes ☒No ☐N/A	17. List State: AR

Client Notification/ Resolution: Copy COC to Client? Y / N Field Data Required? Y / N

Person Contacted: _____ Date/Time: _____

Comments/ Resolution: _____

Project Manager Review: MW Date: 8/20/14

Pace Analytical
www.pacelabs.com

The Chain-of-Custody is a LEGAL DOCUMENT. All relevant fields must be completed accurately.

Page: 1 of 1

Section A Required Client Information:		Section B Required Project Information:		Section C Invoice Information:	
Company:	Environ	Report To:	Wendy Stonestreet	Attention:	Tamara Gleason
Address:	7500 College Blvd., Ste. 925	Copy To:	Tamara Gleason	Company Name:	
	Overland Park, KS 66210		tgleason@environcorp.com	Address:	
Email To:	wstonestreet@environcorp.com	Purchase Order No.:		Pace Quote Reference:	
Phone:	913-553-5926 Fax:	Project Name:	Fort Smith, AR	Pace Project Manager:	MJ Walls
Requested Due Date/TAT:	24 Hr TAT	Project Number:		Pace Profile #:	7444 water, 7709 soil

REGULATORY AGENCY

☐ NPDES ☐ GROUND WATER ☐ DRINKING WATER
☐ UST ☐ RCRA ☐ OTHER _____

Site Location STATE: AR

Section D Required Client Information

SAMPLE ID (A-Z, 0-9 / ,-) Sample IDs MUST BE UNIQUE

Valid Matrix Codes

MATRIX	CODE
DRINKING WATER	DW
WATER	WT
WASTE WATER	WW
PRODUCT	P
SOIL/SOLID	SL
OIL	OL
WIPE	WP
AIR	AR
OTHER	OT
TISSUE	TS

Requested Analysis Filtered (Y/N)

ITEM #	SAMPLE ID	MATRIX CODE (see valid codes to left)	SAMPLE TYPE (G=GRAB C=COMP)	COLLECTED COMPOSITE START DATE	COLLECTED COMPOSITE START TIME	COLLECTED COMPOSITE END/GRAB DATE	COLLECTED COMPOSITE END/GRAB TIME	SAMPLE TEMP AT COLLECTION	# OF CONTAINERS	Preservatives: Unpreserved	H_2SO_4	HNO_3	HCl	NaOH	$Na_2S_2O_3$	Methanol	Other	Analysis Test (Y/N): 8260 client specific list									Residual Chlorine (Y/N)	Pace Project No./ Lab I.D.
1	DP-54-SL(3.0FT)-20140819	SL	G			8/19/14	0815		5	X						X	X	X	DG9M	DG9B	(2)VG4U	BP8U							001
2	DP-54-SL(13.0FT)-20140819						0900																						002
3	DP-55-SL(4.0FT)-20140819						0845																						003
4	DP-55-SL(8.0FT)-20140819						0900																						004
5	DP-55-SL(13.0FT)-20140819						0915																						005
6	DP-55-SL(27.0FT)-20140819						0945																						006
7	DP-55-SL(31.0FT)-20140819						1000																						007
8	DP-56-SL(3.0FT)-20140819						1135																						008
9	DP-56-SL(11.0FT)-20140819						1150																						009
10	TripBlank 13-082014	WT							2										(2)VG4U										010
11	Temp Blank	WT							1																				
12																													

ADDITIONAL COMMENTS	RELINQUISHED BY / AFFILIATION	DATE	TIME	ACCEPTED BY / AFFILIATION	DATE	TIME	SAMPLE CONDITIONS			
24 Hr TAT !	[signature] / ENVIRON	8/19/14	1800	[signature] Pace	8/20	0830	4.0	Y	Y	Y

SAMPLER NAME AND SIGNATURE

PRINT Name of SAMPLER: Nick Zurweller

SIGNATURE of SAMPLER: [signature] DATE Signed (MM/DD/YY): 8/19/14

Temp in °C | Received on Ice (Y/N) | Custody Sealed Cooler (Y/N) | Samples Intact (Y/N)

*Important Note: By signing this form you are accepting Pace's NET 30 day payment terms and agreeing to late charges of 1.5% per month for any invoices not paid within 30 days.

F-ALL-Q-020rev.07, 15-Feb-2007

Pace Analytical Services, Inc.
9608 Loiret Blvd.
Lenexa, KS 66219
(913)599-5665

August 21, 2014

Wendy Stonestreet
Environ International Corporation
7500 College Blvd Ste 925
Overland Park, KS 66210

RE: Project: FORT SMITH AR
Pace Project No.: 60176125

Dear Wendy Stonestreet:
Enclosed are the analytical results for sample(s) received by the laboratory on August 20, 2014. The results relate only to the samples included in this report. Results reported herein conform to the most current TNI standards and the laboratory's Quality Assurance Manual, where applicable, unless otherwise noted in the body of the report.

If you have any questions concerning this report, please feel free to contact me.

Sincerely,

Mary Jane Walls
maryjane.walls@pacelabs.com
PM Lab Management

Enclosures

cc: EDD, Environ_AR
Tamara Gleason, ENVIRON International Corporation

REPORT OF LABORATORY ANALYSIS

This report shall not be reproduced, except in full,
without the written consent of Pace Analytical Services, Inc..

Pace Analytical Services, Inc.
9608 Loiret Blvd.
Lenexa, KS 66219
(913)599-5665

CERTIFICATIONS

Project: FORT SMITH AR
Pace Project No.: 60176125

Kansas Certification IDs
9608 Loiret Boulevard, Lenexa, KS 66219
WY STR Certification #: 2456.01
Arkansas Certification #: 13-012-0
Illinois Certification #: 003097
Iowa Certification #: 118
Kansas/NELAP Certification #: E-10116
Louisiana Certification #: 03055
Nevada Certification #: KS000212008A
Oklahoma Certification #: 9205/9935
Texas Certification #: T104704407
Utah Certification #: KS00021

This report shall not be reproduced, except in full,
without the written consent of Pace Analytical Services, Inc..

Pace Analytical Services, Inc.
9608 Loiret Blvd.
Lenexa, KS 66219
(913)599-5665

SAMPLE SUMMARY

Project: FORT SMITH AR
Pace Project No.: 60176125

Lab ID	Sample ID	Matrix	Date Collected	Date Received
60176125001	**DP-52-GW-082014**	Water	08/19/14 13:45	08/20/14 08:30
60176125002	**TB22-20140819**	Water	08/19/14 13:45	08/20/14 08:30

This report shall not be reproduced, except in full,
without the written consent of Pace Analytical Services, Inc..

Pace Analytical Services, Inc.
9608 Loiret Blvd.
Lenexa, KS 66219
(913)599-5665

SAMPLE ANALYTE COUNT

Project: FORT SMITH AR
Pace Project No.: 60176125

Lab ID	Sample ID	Method	Analysts	Analytes Reported
60176125001	**DP-52-GW-082014**	EPA 5030B/8260	PRG	38
60176125002	**TB22-20140819**	EPA 5030B/8260	PRG	38

This report shall not be reproduced, except in full,
without the written consent of Pace Analytical Services, Inc..

Pace Analytical Services, Inc.
9608 Loiret Blvd.
Lenexa, KS 66219
(913)599-5665

PROJECT NARRATIVE

Project: FORT SMITH AR
Pace Project No.: 60176125

Method: **EPA 5030B/8260**
Description: 8260 MSV
Client: Environ_AR
Date: August 21, 2014

General Information:
2 samples were analyzed for EPA 5030B/8260. All samples were received in acceptable condition with any exceptions noted below.

Hold Time:
The samples were analyzed within the method required hold times with any exceptions noted below.

Initial Calibrations (including MS Tune as applicable):
All criteria were within method requirements with any exceptions noted below.

Continuing Calibration:
All criteria were within method requirements with any exceptions noted below.

Internal Standards:
All internal standards were within QC limits with any exceptions noted below.

Surrogates:
All surrogates were within QC limits with any exceptions noted below.

Method Blank:
All analytes were below the report limit in the method blank, where applicable, with any exceptions noted below.

Laboratory Control Spike:
All laboratory control spike compounds were within QC limits with any exceptions noted below.

Matrix Spikes:
All percent recoveries and relative percent differences (RPDs) were within acceptance criteria with any exceptions noted below.

QC Batch: MSV/63772

A matrix spike/matrix spike duplicate was not performed due to insufficient sample volume.

Additional Comments:

This data package has been reviewed for quality and completeness and is approved for release.

This report shall not be reproduced, except in full,
without the written consent of Pace Analytical Services, Inc..

Pace Analytical Services, Inc.
9608 Loiret Blvd.
Lenexa, KS 66219
(913)599-5665

ANALYTICAL RESULTS

Project: FORT SMITH AR
Pace Project No.: 60176125

Sample: DP-52-GW-082014 **Lab ID: 60176125001** Collected: 08/19/14 13:45 Received: 08/20/14 08:30 Matrix: Water

Parameters	Results	Units	Report Limit	MDL	DF	Prepared	Analyzed	CAS No.	Qual
8260 MSV	Analytical Method: EPA 5030B/8260								
Acetone	**16.5**	ug/L	10.0	5.0	1		08/20/14 17:51	67-64-1	
Benzene	ND	ug/L	5.0	0.50	1		08/20/14 17:51	71-43-2	
Bromodichloromethane	ND	ug/L	5.0	0.50	1		08/20/14 17:51	75-27-4	
Bromoform	ND	ug/L	5.0	0.50	1		08/20/14 17:51	75-25-2	
Bromomethane	ND	ug/L	7.0	2.5	1		08/20/14 17:51	74-83-9	
2-Butanone (MEK)	ND	ug/L	10.0	5.0	1		08/20/14 17:51	78-93-3	
Carbon disulfide	ND	ug/L	10.0	2.5	1		08/20/14 17:51	75-15-0	
Carbon tetrachloride	ND	ug/L	5.0	0.50	1		08/20/14 17:51	56-23-5	
Chlorobenzene	ND	ug/L	5.0	0.50	1		08/20/14 17:51	108-90-7	
Chloroethane	ND	ug/L	10.0	0.50	1		08/20/14 17:51	75-00-3	
Chloroform	ND	ug/L	5.0	0.50	1		08/20/14 17:51	67-66-3	
Chloromethane	ND	ug/L	10.0	0.50	1		08/20/14 17:51	74-87-3	
Dibromochloromethane	ND	ug/L	5.0	0.50	1		08/20/14 17:51	124-48-1	
1,1-Dichloroethane	ND	ug/L	2.4	0.50	1		08/20/14 17:51	75-34-3	
1,2-Dichloroethane	ND	ug/L	5.0	0.50	1		08/20/14 17:51	107-06-2	
1,1-Dichloroethene	ND	ug/L	5.0	0.50	1		08/20/14 17:51	75-35-4	
cis-1,2-Dichloroethene	ND	ug/L	5.0	0.50	1		08/20/14 17:51	156-59-2	
trans-1,2-Dichloroethene	ND	ug/L	5.0	0.50	1		08/20/14 17:51	156-60-5	
1,2-Dichloropropane	ND	ug/L	5.0	0.50	1		08/20/14 17:51	78-87-5	
cis-1,3-Dichloropropene	ND	ug/L	1.0	0.50	1		08/20/14 17:51	10061-01-5	
trans-1,3-Dichloropropene	ND	ug/L	1.0	0.50	1		08/20/14 17:51	10061-02-6	
Ethylbenzene	ND	ug/L	5.0	0.50	1		08/20/14 17:51	100-41-4	
2-Hexanone	ND	ug/L	10.0	5.0	1		08/20/14 17:51	591-78-6	
Methylene chloride	ND	ug/L	5.0	0.50	1		08/20/14 17:51	75-09-2	
4-Methyl-2-pentanone (MIBK)	ND	ug/L	10.0	2.5	1		08/20/14 17:51	108-10-1	
Styrene	ND	ug/L	5.0	0.50	1		08/20/14 17:51	100-42-5	
1,1,2,2-Tetrachloroethane	ND	ug/L	1.0	0.50	1		08/20/14 17:51	79-34-5	
Tetrachloroethene	ND	ug/L	5.0	0.50	1		08/20/14 17:51	127-18-4	
Toluene	ND	ug/L	5.0	0.50	1		08/20/14 17:51	108-88-3	
1,1,1-Trichloroethane	ND	ug/L	5.0	0.50	1		08/20/14 17:51	71-55-6	
1,1,2-Trichloroethane	ND	ug/L	5.0	0.50	1		08/20/14 17:51	79-00-5	
Trichloroethene	ND	ug/L	5.0	0.50	1		08/20/14 17:51	79-01-6	
Vinyl chloride	ND	ug/L	2.0	0.50	1		08/20/14 17:51	75-01-4	
Xylene (Total)	ND	ug/L	5.0	1.5	1		08/20/14 17:51	1330-20-7	
Surrogates									
4-Bromofluorobenzene (S)	94	%	80-120		1		08/20/14 17:51	460-00-4	
1,2-Dichloroethane-d4 (S)	97	%	80-120		1		08/20/14 17:51	17060-07-0	
Toluene-d8 (S)	97	%	80-120		1		08/20/14 17:51	2037-26-5	
Preservation pH	**1.0**		0.10	0.10	1		08/20/14 17:51		

This report shall not be reproduced, except in full,
without the written consent of Pace Analytical Services, Inc..

Pace Analytical Services, Inc.
9608 Loiret Blvd.
Lenexa, KS 66219
(913)599-5665

ANALYTICAL RESULTS

Project: FORT SMITH AR
Pace Project No.: 60176125

Sample: TB22-20140819 **Lab ID: 60176125002** Collected: 08/19/14 13:45 Received: 08/20/14 08:30 Matrix: Water

Parameters	Results	Units	Report Limit	MDL	DF	Prepared	Analyzed	CAS No.	Qual
8260 MSV	Analytical Method: EPA 5030B/8260								
Acetone	ND	ug/L	10.0	5.0	1		08/20/14 17:37	67-64-1	
Benzene	ND	ug/L	5.0	0.50	1		08/20/14 17:37	71-43-2	
Bromodichloromethane	ND	ug/L	5.0	0.50	1		08/20/14 17:37	75-27-4	
Bromoform	ND	ug/L	5.0	0.50	1		08/20/14 17:37	75-25-2	
Bromomethane	ND	ug/L	7.0	2.5	1		08/20/14 17:37	74-83-9	
2-Butanone (MEK)	ND	ug/L	10.0	5.0	1		08/20/14 17:37	78-93-3	
Carbon disulfide	ND	ug/L	10.0	2.5	1		08/20/14 17:37	75-15-0	
Carbon tetrachloride	ND	ug/L	5.0	0.50	1		08/20/14 17:37	56-23-5	
Chlorobenzene	ND	ug/L	5.0	0.50	1		08/20/14 17:37	108-90-7	
Chloroethane	ND	ug/L	10.0	0.50	1		08/20/14 17:37	75-00-3	
Chloroform	ND	ug/L	5.0	0.50	1		08/20/14 17:37	67-66-3	
Chloromethane	ND	ug/L	10.0	0.50	1		08/20/14 17:37	74-87-3	
Dibromochloromethane	ND	ug/L	5.0	0.50	1		08/20/14 17:37	124-48-1	
1,1-Dichloroethane	ND	ug/L	2.4	0.50	1		08/20/14 17:37	75-34-3	
1,2-Dichloroethane	ND	ug/L	5.0	0.50	1		08/20/14 17:37	107-06-2	
1,1-Dichloroethene	ND	ug/L	5.0	0.50	1		08/20/14 17:37	75-35-4	
cis-1,2-Dichloroethene	ND	ug/L	5.0	0.50	1		08/20/14 17:37	156-59-2	
trans-1,2-Dichloroethene	ND	ug/L	5.0	0.50	1		08/20/14 17:37	156-60-5	
1,2-Dichloropropane	ND	ug/L	5.0	0.50	1		08/20/14 17:37	78-87-5	
cis-1,3-Dichloropropene	ND	ug/L	1.0	0.50	1		08/20/14 17:37	10061-01-5	
trans-1,3-Dichloropropene	ND	ug/L	1.0	0.50	1		08/20/14 17:37	10061-02-6	
Ethylbenzene	ND	ug/L	5.0	0.50	1		08/20/14 17:37	100-41-4	
2-Hexanone	ND	ug/L	10.0	5.0	1		08/20/14 17:37	591-78-6	
Methylene chloride	ND	ug/L	5.0	0.50	1		08/20/14 17:37	75-09-2	
4-Methyl-2-pentanone (MIBK)	ND	ug/L	10.0	2.5	1		08/20/14 17:37	108-10-1	
Styrene	ND	ug/L	5.0	0.50	1		08/20/14 17:37	100-42-5	
1,1,2,2-Tetrachloroethane	ND	ug/L	1.0	0.50	1		08/20/14 17:37	79-34-5	
Tetrachloroethene	ND	ug/L	5.0	0.50	1		08/20/14 17:37	127-18-4	
Toluene	ND	ug/L	5.0	0.50	1		08/20/14 17:37	108-88-3	
1,1,1-Trichloroethane	ND	ug/L	5.0	0.50	1		08/20/14 17:37	71-55-6	
1,1,2-Trichloroethane	ND	ug/L	5.0	0.50	1		08/20/14 17:37	79-00-5	
Trichloroethene	ND	ug/L	5.0	0.50	1		08/20/14 17:37	79-01-6	
Vinyl chloride	ND	ug/L	2.0	0.50	1		08/20/14 17:37	75-01-4	
Xylene (Total)	ND	ug/L	5.0	1.5	1		08/20/14 17:37	1330-20-7	
Surrogates									
4-Bromofluorobenzene (S)	101	%	80-120		1		08/20/14 17:37	460-00-4	
1,2-Dichloroethane-d4 (S)	104	%	80-120		1		08/20/14 17:37	17060-07-0	
Toluene-d8 (S)	95	%	80-120		1		08/20/14 17:37	2037-26-5	
Preservation pH	**1.0**		0.10	0.10	1		08/20/14 17:37		

This report shall not be reproduced, except in full,
without the written consent of Pace Analytical Services, Inc..

Pace Analytical Services, Inc.
9608 Loiret Blvd.
Lenexa, KS 66219
(913)599-5665

QUALITY CONTROL DATA

Project: FORT SMITH AR
Pace Project No.: 60176125

QC Batch: MSV/63772 | Analysis Method: EPA 5030B/8260
QC Batch Method: EPA 5030B/8260 | Analysis Description: 8260 MSV Water 10 mL Purge
Associated Lab Samples: 60176125001, 60176125002

METHOD BLANK: 1428889 | Matrix: Water
Associated Lab Samples: 60176125001, 60176125002

Parameter	Units	Blank Result	Reporting Limit	Analyzed	Qualifiers
1,1,1-Trichloroethane	ug/L	ND	5.0	08/20/14 17:23	
1,1,2,2-Tetrachloroethane	ug/L	ND	1.0	08/20/14 17:23	
1,1,2-Trichloroethane	ug/L	ND	5.0	08/20/14 17:23	
1,1-Dichloroethane	ug/L	ND	2.4	08/20/14 17:23	
1,1-Dichloroethene	ug/L	ND	5.0	08/20/14 17:23	
1,2-Dichloroethane	ug/L	ND	5.0	08/20/14 17:23	
1,2-Dichloropropane	ug/L	ND	5.0	08/20/14 17:23	
2-Butanone (MEK)	ug/L	ND	10.0	08/20/14 17:23	
2-Hexanone	ug/L	ND	10.0	08/20/14 17:23	
4-Methyl-2-pentanone (MIBK)	ug/L	ND	10.0	08/20/14 17:23	
Acetone	ug/L	ND	10.0	08/20/14 17:23	
Benzene	ug/L	ND	5.0	08/20/14 17:23	
Bromodichloromethane	ug/L	ND	5.0	08/20/14 17:23	
Bromoform	ug/L	ND	5.0	08/20/14 17:23	
Bromomethane	ug/L	ND	7.0	08/20/14 17:23	
Carbon disulfide	ug/L	ND	10.0	08/20/14 17:23	
Carbon tetrachloride	ug/L	ND	5.0	08/20/14 17:23	
Chlorobenzene	ug/L	ND	5.0	08/20/14 17:23	
Chloroethane	ug/L	ND	10.0	08/20/14 17:23	
Chloroform	ug/L	ND	5.0	08/20/14 17:23	
Chloromethane	ug/L	ND	10.0	08/20/14 17:23	
cis-1,2-Dichloroethene	ug/L	ND	5.0	08/20/14 17:23	
cis-1,3-Dichloropropene	ug/L	ND	1.0	08/20/14 17:23	
Dibromochloromethane	ug/L	ND	5.0	08/20/14 17:23	
Ethylbenzene	ug/L	ND	5.0	08/20/14 17:23	
Methylene chloride	ug/L	ND	5.0	08/20/14 17:23	
Styrene	ug/L	ND	5.0	08/20/14 17:23	
Tetrachloroethene	ug/L	ND	5.0	08/20/14 17:23	
Toluene	ug/L	ND	5.0	08/20/14 17:23	
trans-1,2-Dichloroethene	ug/L	ND	5.0	08/20/14 17:23	
trans-1,3-Dichloropropene	ug/L	ND	1.0	08/20/14 17:23	
Trichloroethene	ug/L	ND	5.0	08/20/14 17:23	
Vinyl chloride	ug/L	ND	2.0	08/20/14 17:23	
Xylene (Total)	ug/L	ND	5.0	08/20/14 17:23	
1,2-Dichloroethane-d4 (S)	%	103	80-120	08/20/14 17:23	
4-Bromofluorobenzene (S)	%	100	80-120	08/20/14 17:23	
Toluene-d8 (S)	%	96	80-120	08/20/14 17:23	

Results presented on this page are in the units indicated by the "Units" column except where an alternate unit is presented to the right of the result.

This report shall not be reproduced, except in full,
without the written consent of Pace Analytical Services, Inc..

Pace Analytical Services, Inc.
9608 Loiret Blvd.
Lenexa, KS 66219
(913)599-5665

QUALITY CONTROL DATA

Project: FORT SMITH AR
Pace Project No.: 60176125

LABORATORY CONTROL SAMPLE: 1428890

Parameter	Units	Spike Conc.	LCS Result	LCS % Rec	% Rec Limits	Qualifiers
1,1,1-Trichloroethane	ug/L	20	20.0	100	80-121	
1,1,2,2-Tetrachloroethane	ug/L	20	17.2	86	73-124	
1,1,2-Trichloroethane	ug/L	20	19.3	96	80-120	
1,1-Dichloroethane	ug/L	20	19.6	98	77-120	
1,1-Dichloroethene	ug/L	20	17.7	89	78-126	
1,2-Dichloroethane	ug/L	20	20.1	101	77-123	
1,2-Dichloropropane	ug/L	20	19.6	98	80-121	
2-Butanone (MEK)	ug/L	100	97.2	97	52-145	
2-Hexanone	ug/L	100	91.1	91	57-139	
4-Methyl-2-pentanone (MIBK)	ug/L	100	97.8	98	71-131	
Acetone	ug/L	100	98.0	98	32-155	
Benzene	ug/L	20	19.4	97	80-120	
Bromodichloromethane	ug/L	20	22.0	110	80-120	
Bromoform	ug/L	20	19.6	98	73-124	
Bromomethane	ug/L	20	14.5	72	31-144	
Carbon disulfide	ug/L	20	19.3	97	65-125	
Carbon tetrachloride	ug/L	20	20.1	100	78-128	
Chlorobenzene	ug/L	20	19.8	99	80-120	
Chloroethane	ug/L	20	19.6	98	55-137	
Chloroform	ug/L	20	19.2	96	79-120	
Chloromethane	ug/L	20	14.1	71	22-138	
cis-1,2-Dichloroethene	ug/L	20	19.3	96	80-120	
cis-1,3-Dichloropropene	ug/L	20	19.3	97	80-120	
Dibromochloromethane	ug/L	20	19.3	97	80-120	
Ethylbenzene	ug/L	20	19.7	98	80-121	
Methylene chloride	ug/L	20	20.1	101	73-126	
Styrene	ug/L	20	20.6	103	80-120	
Tetrachloroethene	ug/L	20	20.1	101	80-121	
Toluene	ug/L	20	19.1	95	80-122	
trans-1,2-Dichloroethene	ug/L	20	18.9	94	79-121	
trans-1,3-Dichloropropene	ug/L	20	18.3	91	80-127	
Trichloroethene	ug/L	20	20.5	102	80-120	
Vinyl chloride	ug/L	20	16.2	81	59-120	
Xylene (Total)	ug/L	60	59.7	100	80-121	
1,2-Dichloroethane-d4 (S)	%			100	80-120	
4-Bromofluorobenzene (S)	%			99	80-120	
Toluene-d8 (S)	%			96	80-120	

Results presented on this page are in the units indicated by the "Units" column except where an alternate unit is presented to the right of the result.

This report shall not be reproduced, except in full,
without the written consent of Pace Analytical Services, Inc..

Pace Analytical Services, Inc.
9608 Loiret Blvd.
Lenexa, KS 66219
(913)599-5665

QUALIFIERS

Project: FORT SMITH AR
Pace Project No.: 60176125

DEFINITIONS

DF - Dilution Factor, if reported, represents the factor applied to the reported data due to changes in sample preparation, dilution of the sample aliquot, or moisture content.

ND - Not Detected at or above adjusted reporting limit.

J - Estimated concentration above the adjusted method detection limit and below the adjusted reporting limit.

MDL - Adjusted Method Detection Limit.

PQL - Practical Quantitation Limit.

RL - Reporting Limit.

S - Surrogate

1,2-Diphenylhydrazine (8270 listed analyte) decomposes to Azobenzene.

Consistent with EPA guidelines, unrounded data are displayed and have been used to calculate % recovery and RPD values.

LCS(D) - Laboratory Control Sample (Duplicate)

MS(D) - Matrix Spike (Duplicate)

DUP - Sample Duplicate

RPD - Relative Percent Difference

NC - Not Calculable.

SG - Silica Gel - Clean-Up

U - Indicates the compound was analyzed for, but not detected.

N-Nitrosodiphenylamine decomposes and cannot be separated from Diphenylamine using Method 8270. The result reported for each analyte is a combined concentration.

Pace Analytical is TNI accredited. Contact your Pace PM for the current list of accredited analytes.

TNI - The NELAC Institute.

BATCH QUALIFIERS

Batch: MSV/63772

[M5] A matrix spike/matrix spike duplicate was not performed for this batch due to insufficient sample volume.

This report shall not be reproduced, except in full,
without the written consent of Pace Analytical Services, Inc..

Pace Analytical Services, Inc.
9608 Loiret Blvd.
Lenexa, KS 66219
(913)599-5665

QUALITY CONTROL DATA CROSS REFERENCE TABLE

Project: FORT SMITH AR
Pace Project No.: 60176125

Lab ID	Sample ID	QC Batch Method	QC Batch	Analytical Method	Analytical Batch
60176125001	**DP-52-GW-082014**	EPA 5030B/8260	MSV/63772		
60176125002	**TB22-20140819**	EPA 5030B/8260	MSV/63772		

This report shall not be reproduced, except in full,
without the written consent of Pace Analytical Services, Inc..

Pace Analytical
www.pacelabs.com

Sample Condition Upon Receipt

WO#: 60176125

60176125

Client Name: Environ

Optional
Proj Due Date:
Proj Name:

Courier: Fed Ex ☒ UPS ☐ USPS ☐ Client ☐ Commercial ☐ Pace ☐ Other ☐

Tracking #: 6113 8277 3514 Pace Shipping Label Used? Yes ☐ No ☐

Custody Seal on Cooler/Box Present: Yes ☒ No ☐ Seals intact: Yes ☒ No ☐

Packing Material: Bubble Wrap ☐ Bubble Bags ☐ Foam ☒ None ☐ Other ☒ ZPLC

Thermometer Used: ~~T-239~~ / T-194 **Type of Ice:** (Wet) Blue None ☐ Samples received on ice, cooling process has begun.
(circle one)

Cooler Temperature: 4.0

Temperature should be above freezing to 6°C

Date and initials of person examining contents: _____

Chain of Custody present:	☒Yes ☐No ☐N/A	1.
Chain of Custody filled out:	☒Yes ☐No ☐N/A	2.
Chain of Custody relinquished:	☒Yes ☐No ☐N/A	3.
Sampler name & signature on COC:	☒Yes ☐No ☐N/A	4.
Samples arrived within holding time:	☒Yes ☐No ☐N/A	5.
Short Hold Time analyses (<72hr):	☐Yes ☒No ☐N/A	6.
Rush Turn Around Time requested:	☒Yes ☐No ☐N/A	7. 24 hr
Sufficient volume:	☒Yes ☐No ☐N/A	8.
Correct containers used:	☒Yes ☐No ☐N/A	
Pace containers used:	☒Yes ☐No ☐N/A	9.
Containers intact:	☒Yes ☐No ☐N/A	10.
Unpreserved 5035A soils frozen w/in 48hrs?	☐Yes ☐No ☒N/A	11.
Filtered volume received for dissolved tests?	☐Yes ☐No ☒N/A	12.
Sample labels match COC: Includes date/time/ID/analyses Matrix: WT	☒Yes ☐No ☐N/A	13.
All containers needing preservation have been checked.	☐Yes ☐No ☒N/A	
All containers needing preservation are found to be in compliance with EPA recommendation.	☐Yes ☐No ☒N/A	14.
Exceptions: VOA, coliform, TOC, O&G, WI-DRO (water), Phenolics	☒Yes ☐No	Initial when completed / Lot # of added preservative
Trip Blank present:	☒Yes ☐No ☐N/A	
Pace Trip Blank lot # (if purchased): ~~2/24/14~~ 7/31/14 AW 8/20		15.
Headspace in VOA vials (>6mm):	☒Yes ☐No ☐N/A	~~TB 14 082014 2 of 2 DGH~~ AW 8/20 16.
Project sampled in USDA Regulated Area:	☐Yes ☐No ☒N/A	17. List State:

Client Notification/ Resolution: Copy COC to Client? Y / N Field Data Required? Y / N

Person Contacted: _____ Date/Time: _____

Comments/ Resolution: _____

Project Manager Review: MW Date: 8/20/14

Pace Analytical
www.pacelabs.com

The Chain-of-Custody is a LEGAL DOCUMENT. All relevant fields must be completed accurately.

Page: 1 of 1

Section A Required Client Information:

Company:	Environ
Address:	7500 College Blvd., Ste. 925
	Overland Park, KS 66210
Email To:	wstonestreet@environcorp.com
Phone: 913-553-5926	Fax:
Requested Due Date/TAT:	24 Hr TAT

Section B Required Project Information:

Report To:	Wendy Stonestreet
Copy To:	Tamara Gleason
	tgleason@environcorp.com
Purchase Order No.:	
Project Name:	Fort Smith, AR
Project Number:	

Section C Invoice Information:

Attention:	Tamara Gleason
Company Name:	
Address:	
Pace Quote Reference:	
Pace Project Manager:	MJ Walls
Pace Profile #:	7444 water, 7709 soil

REGULATORY AGENCY

☐ NPDES ☐ GROUND WATER ☐ DRINKING WATER
☐ UST ☐ RCRA ☐ OTHER _____

Site Location STATE: AR

Section D Required Client Information

Valid Matrix Codes

MATRIX	CODE
DRINKING WATER	DW
WATER	WT
WASTE WATER	WW
PRODUCT	P
SOIL/SOLID	SL
OIL	OL
WIPE	WP
AIR	AR
OTHER	OT
TISSUE	TS

SAMPLE ID (A-Z, 0-9 / ,-) Sample IDs MUST BE UNIQUE

Requested Analysis Filtered (Y/N)

ITEM #	SAMPLE ID	MATRIX CODE (see valid codes to left)	SAMPLE TYPE (G=GRAB C=COMP)	COLLECTED Composite Start DATE	COLLECTED Composite Start TIME	COLLECTED Composite End/Grab DATE	COLLECTED Composite End/Grab TIME	SAMPLE TEMP AT COLLECTION	# OF CONTAINERS	Preservatives: Unpreserved	H_2SO_4	HNO_3	HCl	NaOH	$Na_2S_2O_3$	Methanol	Other	Analysis Test (Y/N): 8260 client specific list	Residual Chlorine (Y/N)	Pace Project No./ Lab I.D.
1	DP-52-GW-082014	WT	G			8/19/14	1345		2				X					X (2) DG9H		01
2	Trip Blank 14-082014								2				X					X (2) DG9H		02
3																		~~(2) DG9H~~ TIS		
4																				
5																				
6																				
7																				
8																				
9																				
10																				
11																				
12																				

60176125

ADDITIONAL COMMENTS	RELINQUISHED BY / AFFILIATION	DATE	TIME	ACCEPTED BY / AFFILIATION	DATE	TIME	SAMPLE CONDITIONS: Temp in °C	Received on Ice (Y/N)	Custody Sealed Cooler (Y/N)	Samples Intact (Y/N)
24 Hr TAT!	[signature] / ENVIRON	8/19/14	1800	[signature] Pace	8/20	0830	4.0	Y	Y	Y

SAMPLER NAME AND SIGNATURE

PRINT Name of SAMPLER: Nick Zurweller

SIGNATURE of SAMPLER: [signature] DATE Signed (MM/DD/YY): 8/19/14

*Important Note: By signing this form you are accepting Pace's NET 30 day payment terms and agreeing to late charges of 1.5% per month for any invoices not paid within 30 days.

F-ALL-Q-020rev.07, 15-Feb-2007

Pace Analytical Services, Inc.
9608 Loiret Blvd.
Lenexa, KS 66219
(913)599-5665

August 27, 2014

Wendy Stonestreet
Environ International Corporation
7500 College Blvd Ste 925
Overland Park, KS 66210

RE: Project: Ft. Smith AR Soil
Pace Project No.: 60176579

Dear Wendy Stonestreet:
Enclosed are the analytical results for sample(s) received by the laboratory on August 26, 2014. The results relate only to the samples included in this report. Results reported herein conform to the most current TNI standards and the laboratory's Quality Assurance Manual, where applicable, unless otherwise noted in the body of the report.

If you have any questions concerning this report, please feel free to contact me.

Sincerely,

Mary Jane Walls
maryjane.walls@pacelabs.com
PM Lab Management

Enclosures

cc: EDD, Environ_AR
Tamara Gleason, ENVIRON International Corporation

REPORT OF LABORATORY ANALYSIS

This report shall not be reproduced, except in full,
without the written consent of Pace Analytical Services, Inc..

Pace Analytical Services, Inc.
9608 Loiret Blvd.
Lenexa, KS 66219
(913)599-5665

CERTIFICATIONS

Project: Ft. Smith AR Soil
Pace Project No.: 60176579

Kansas Certification IDs
9608 Loiret Boulevard, Lenexa, KS 66219
WY STR Certification #: 2456.01
Arkansas Certification #: 13-012-0
Illinois Certification #: 003097
Iowa Certification #: 118
Kansas/NELAP Certification #: E-10116
Louisiana Certification #: 03055
Nevada Certification #: KS000212008A
Oklahoma Certification #: 9205/9935
Texas Certification #: T104704407
Utah Certification #: KS00021

Dallas Certification IDs:
400 West Bethany Dr Suite 190 75013 Allen TX 75013
Texas Certification #: T104704232-13-5
Kansas Certification #: E-10388
Arkansas Certification #: 88-0647
Oklahoma Certification #: 2012-080
Louisiana Certification #: 02007

This report shall not be reproduced, except in full,
without the written consent of Pace Analytical Services, Inc..

Pace Analytical Services, Inc.
9608 Loiret Blvd.
Lenexa, KS 66219
(913)599-5665

SAMPLE SUMMARY

Project: Ft. Smith AR Soil
Pace Project No.: 60176579

Lab ID	Sample ID	Matrix	Date Collected	Date Received
60176579001	**DP-57-SL (1.0 FT) - 20140825**	Solid	08/25/14 09:20	08/26/14 01:30
60176579002	**DP-57-SL (20.5 FT) - 20140825**	Solid	08/25/14 10:30	08/26/14 01:30
60176579003	**DP-57-SL (28.0 FT) - 20140825**	Solid	08/25/14 10:55	08/26/14 01:30
60176579004	**DP-58-SL (1.0 FT) - 20140825**	Solid	08/25/14 13:55	08/26/14 01:30
60176579005	**DP-58-SL (8.0 FT) - 20140825**	Solid	08/25/14 14:15	08/26/14 01:30
60176579006	**DP-59-SL (1.0 FT) - 20140825**	Solid	08/25/14 16:00	08/26/14 01:30
60176579007	**DP-59-SL (37.0 FT) - 20140825**	Solid	08/25/14 17:10	08/26/14 01:30

This report shall not be reproduced, except in full,
without the written consent of Pace Analytical Services, Inc..

Pace Analytical Services, Inc.
9608 Loiret Blvd.
Lenexa, KS 66219
(913)599-5665

SAMPLE ANALYTE COUNT

Project: Ft. Smith AR Soil
Pace Project No.: 60176579

Lab ID	Sample ID	Method	Analysts	Analytes Reported	Laboratory
60176579001	**DP-57-SL (1.0 FT) - 20140825**	EPA 8260	ZST	37	PASI-D
		ASTM D2974	DWC	1	PASI-K
60176579002	**DP-57-SL (20.5 FT) - 20140825**	EPA 8260	ZST	37	PASI-D
		ASTM D2974	DWC	1	PASI-K
60176579003	**DP-57-SL (28.0 FT) - 20140825**	EPA 8260	ZST	37	PASI-D
		ASTM D2974	DWC	1	PASI-K
60176579004	**DP-58-SL (1.0 FT) - 20140825**	EPA 8260	ZST	37	PASI-D
		ASTM D2974	DWC	1	PASI-K
60176579005	**DP-58-SL (8.0 FT) - 20140825**	EPA 8260	ZST	37	PASI-D
		ASTM D2974	DWC	1	PASI-K
60176579006	**DP-59-SL (1.0 FT) - 20140825**	EPA 8260	ZST	37	PASI-D
		ASTM D2974	DWC	1	PASI-K
60176579007	**DP-59-SL (37.0 FT) - 20140825**	EPA 8260	ZST	37	PASI-D
		ASTM D2974	DWC	1	PASI-K

This report shall not be reproduced, except in full,
without the written consent of Pace Analytical Services, Inc..

Pace Analytical Services, Inc.
9608 Loiret Blvd.
Lenexa, KS 66219
(913)599-5665

PROJECT NARRATIVE

Project: Ft. Smith AR Soil
Pace Project No.: 60176579

Method: **EPA 8260**
Description: 8260 MSV Soil Low Level
Client: Environ_AR
Date: August 27, 2014

General Information:
7 samples were analyzed for EPA 8260. All samples were received in acceptable condition with any exceptions noted below.

Hold Time:
The samples were analyzed within the method required hold times with any exceptions noted below.

Initial Calibrations (including MS Tune as applicable):
All criteria were within method requirements with any exceptions noted below.

Continuing Calibration:
All criteria were within method requirements with any exceptions noted below.

Internal Standards:
All internal standards were within QC limits with any exceptions noted below.

Surrogates:
All surrogates were within QC limits with any exceptions noted below.

Method Blank:
All analytes were below the report limit in the method blank, where applicable, with any exceptions noted below.

Laboratory Control Spike:
All laboratory control spike compounds were within QC limits with any exceptions noted below.

Matrix Spikes:
All percent recoveries and relative percent differences (RPDs) were within acceptance criteria with any exceptions noted below.

QC Batch: MSV/2380

A matrix spike and/or matrix spike duplicate (MS/MSD) were performed on the following sample(s): 60176579001

M1: Matrix spike recovery exceeded QC limits. Batch accepted based on laboratory control sample (LCS) recovery.

- MS (Lab ID: 93086)
  - 1,1,2,2-Tetrachloroethane
  - 1,1,2-Trichloroethane
  - 1,2-Dichloroethane
  - 4-Methyl-2-pentanone (MIBK)
  - Bromodichloromethane
  - Bromoform
  - Chlorobenzene
  - Dibromochloromethane
  - Styrene
  - cis-1,3-Dichloropropene
  - trans-1,3-Dichloropropene

R1: RPD value was outside control limits.

- MSD (Lab ID: 93192)

This report shall not be reproduced, except in full,
without the written consent of Pace Analytical Services, Inc..

Pace Analytical Services, Inc.
9608 Loiret Blvd.
Lenexa, KS 66219
(913)599-5665

PROJECT NARRATIVE

Project: Ft. Smith AR Soil
Pace Project No.: 60176579

Method: **EPA 8260**
Description: 8260 MSV Soil Low Level
Client: Environ_AR
Date: August 27, 2014

QC Batch: MSV/2380

A matrix spike and/or matrix spike duplicate (MS/MSD) were performed on the following sample(s): 60176579001

R1: RPD value was outside control limits.

- 1,1,2,2-Tetrachloroethane
- 1,1,2-Trichloroethane
- 1,2-Dichloroethane
- 2-Hexanone
- Bromodichloromethane
- Bromoform
- Chlorobenzene
- Dibromochloromethane
- Styrene
- cis-1,3-Dichloropropene
- trans-1,3-Dichloropropene

Additional Comments:

Analyte Comments:

QC Batch: MSV/2380

N2: The lab does not hold TNI accreditation for this parameter.

- BLANK (Lab ID: 93084)
  - 2-Butanone (MEK)
- DP-57-SL (1.0 FT) - 20140825 (Lab ID: 60176579001)
  - 2-Butanone (MEK)
- DP-57-SL (20.5 FT) - 20140825 (Lab ID: 60176579002)
  - 2-Butanone (MEK)
- DP-57-SL (28.0 FT) - 20140825 (Lab ID: 60176579003)
  - 2-Butanone (MEK)
- DP-58-SL (1.0 FT) - 20140825 (Lab ID: 60176579004)
  - 2-Butanone (MEK)
- DP-58-SL (8.0 FT) - 20140825 (Lab ID: 60176579005)
  - 2-Butanone (MEK)
- DP-59-SL (1.0 FT) - 20140825 (Lab ID: 60176579006)
  - 2-Butanone (MEK)
- DP-59-SL (37.0 FT) - 20140825 (Lab ID: 60176579007)
  - 2-Butanone (MEK)
- LCS (Lab ID: 93085)
  - 2-Butanone (MEK)
- MS (Lab ID: 93086)
  - 2-Butanone (MEK)
- MSD (Lab ID: 93192)
  - 2-Butanone (MEK)

This data package has been reviewed for quality and completeness and is approved for release.

This report shall not be reproduced, except in full,
without the written consent of Pace Analytical Services, Inc..

Pace Analytical Services, Inc.
9608 Loiret Blvd.
Lenexa, KS 66219
(913)599-5665

ANALYTICAL RESULTS

Project: Ft. Smith AR Soil
Pace Project No.: 60176579

Sample: DP-57-SL (1.0 FT) - 20140825 **Lab ID: 60176579001** Collected: 08/25/14 09:20 Received: 08/26/14 01:30 Matrix: Solid

Results reported on a "dry-weight" basis

Parameters	Results	Units	Report Limit	MDL	DF	Prepared	Analyzed	CAS No.	Qual
8260 MSV Soil Low Level	Analytical Method: EPA 8260								
Acetone	ND	ug/kg	17.2	8.6	1		08/27/14 10:27	67-64-1	
Benzene	ND	ug/kg	4.3	0.56	1		08/27/14 10:27	71-43-2	
Bromodichloromethane	ND	ug/kg	4.3	0.55	1		08/27/14 10:27	75-27-4	M1,R1
Bromoform	ND	ug/kg	4.3	1.1	1		08/27/14 10:27	75-25-2	M1,R1
Bromomethane	ND	ug/kg	4.3	0.81	1		08/27/14 10:27	74-83-9	
2-Butanone (MEK)	ND	ug/kg	8.6	1.4	1		08/27/14 10:27	78-93-3	N2
Carbon disulfide	ND	ug/kg	4.3	0.69	1		08/27/14 10:27	75-15-0	
Carbon tetrachloride	ND	ug/kg	4.3	0.67	1		08/27/14 10:27	56-23-5	
Chlorobenzene	ND	ug/kg	4.3	0.57	1		08/27/14 10:27	108-90-7	M1,R1
Chloroethane	ND	ug/kg	4.3	0.81	1		08/27/14 10:27	75-00-3	
Chloroform	ND	ug/kg	4.3	0.55	1		08/27/14 10:27	67-66-3	
Chloromethane	ND	ug/kg	4.3	0.69	1		08/27/14 10:27	74-87-3	
Dibromochloromethane	ND	ug/kg	4.3	0.52	1		08/27/14 10:27	124-48-1	M1,R1
1,1-Dichloroethane	ND	ug/kg	4.3	0.70	1		08/27/14 10:27	75-34-3	
1,2-Dichloroethane	ND	ug/kg	4.3	0.63	1		08/27/14 10:27	107-06-2	M1,R1
1,1-Dichloroethene	ND	ug/kg	4.3	0.70	1		08/27/14 10:27	75-35-4	
cis-1,2-Dichloroethene	ND	ug/kg	4.3	1.1	1		08/27/14 10:27	156-59-2	
trans-1,2-Dichloroethene	ND	ug/kg	4.3	0.60	1		08/27/14 10:27	156-60-5	
1,2-Dichloropropane	ND	ug/kg	4.3	0.43	1		08/27/14 10:27	78-87-5	
cis-1,3-Dichloropropene	ND	ug/kg	4.3	0.48	1		08/27/14 10:27	10061-01-5	M1,R1
trans-1,3-Dichloropropene	ND	ug/kg	4.3	0.48	1		08/27/14 10:27	10061-02-6	M1,R1
Ethylbenzene	ND	ug/kg	4.3	0.51	1		08/27/14 10:27	100-41-4	
2-Hexanone	ND	ug/kg	17.2	1.3	1		08/27/14 10:27	591-78-6	R1
Methylene Chloride	ND	ug/kg	4.3	2.6	1		08/27/14 10:27	75-09-2	
4-Methyl-2-pentanone (MIBK)	ND	ug/kg	8.6	1.1	1		08/27/14 10:27	108-10-1	M1
Styrene	ND	ug/kg	4.3	2.6	1		08/27/14 10:27	100-42-5	M1,R1
1,1,2,2-Tetrachloroethane	ND	ug/kg	4.3	0.69	1		08/27/14 10:27	79-34-5	M1,R1
Tetrachloroethene	ND	ug/kg	4.3	0.61	1		08/27/14 10:27	127-18-4	
Toluene	ND	ug/kg	4.3	4.3	1		08/27/14 10:27	108-88-3	
1,1,1-Trichloroethane	ND	ug/kg	4.3	0.64	1		08/27/14 10:27	71-55-6	
1,1,2-Trichloroethane	ND	ug/kg	4.3	0.63	1		08/27/14 10:27	79-00-5	M1,R1
Trichloroethene	ND	ug/kg	4.3	0.67	1		08/27/14 10:27	79-01-6	
Vinyl chloride	ND	ug/kg	4.3	0.72	1		08/27/14 10:27	75-01-4	
Xylene (Total)	ND	ug/kg	4.3	1.7	1		08/27/14 10:27	1330-20-7	
Surrogates									
Toluene-d8 (S)	98	%.	70-130		1		08/27/14 10:27	2037-26-5	
4-Bromofluorobenzene (S)	99	%.	70-130		1		08/27/14 10:27	460-00-4	
1,2-Dichloroethane-d4 (S)	110	%.	70-130		1		08/27/14 10:27	17060-07-0	
Percent Moisture	Analytical Method: ASTM D2974								
Percent Moisture	**16.6**	%	0.50	0.50	1		08/26/14 00:00		

REPORT OF LABORATORY ANALYSIS

This report shall not be reproduced, except in full,
without the written consent of Pace Analytical Services, Inc..

Pace Analytical Services, Inc.
9608 Loiret Blvd.
Lenexa, KS 66219
(913)599-5665

ANALYTICAL RESULTS

Project: Ft. Smith AR Soil
Pace Project No.: 60176579

Sample: DP-57-SL (20.5 FT) - 20140825 **Lab ID: 60176579002** Collected: 08/25/14 10:30 Received: 08/26/14 01:30 Matrix: Solid

Results reported on a "dry-weight" basis

Parameters	Results	Units	Report Limit	MDL	DF	Prepared	Analyzed	CAS No.	Qual
8260 MSV Soil Low Level	Analytical Method: EPA 8260								
Acetone	ND	ug/kg	16.6	8.3	1		08/27/14 10:52	67-64-1	
Benzene	ND	ug/kg	4.2	0.54	1		08/27/14 10:52	71-43-2	
Bromodichloromethane	ND	ug/kg	4.2	0.53	1		08/27/14 10:52	75-27-4	
Bromoform	ND	ug/kg	4.2	1.0	1		08/27/14 10:52	75-25-2	
Bromomethane	ND	ug/kg	4.2	0.78	1		08/27/14 10:52	74-83-9	
2-Butanone (MEK)	ND	ug/kg	8.3	1.3	1		08/27/14 10:52	78-93-3	N2
Carbon disulfide	ND	ug/kg	4.2	0.67	1		08/27/14 10:52	75-15-0	
Carbon tetrachloride	ND	ug/kg	4.2	0.65	1		08/27/14 10:52	56-23-5	
Chlorobenzene	ND	ug/kg	4.2	0.55	1		08/27/14 10:52	108-90-7	
Chloroethane	ND	ug/kg	4.2	0.79	1		08/27/14 10:52	75-00-3	
Chloroform	ND	ug/kg	4.2	0.53	1		08/27/14 10:52	67-66-3	
Chloromethane	ND	ug/kg	4.2	0.67	1		08/27/14 10:52	74-87-3	
Dibromochloromethane	ND	ug/kg	4.2	0.51	1		08/27/14 10:52	124-48-1	
1,1-Dichloroethane	ND	ug/kg	4.2	0.68	1		08/27/14 10:52	75-34-3	
1,2-Dichloroethane	ND	ug/kg	4.2	0.61	1		08/27/14 10:52	107-06-2	
1,1-Dichloroethene	ND	ug/kg	4.2	0.68	1		08/27/14 10:52	75-35-4	
cis-1,2-Dichloroethene	ND	ug/kg	4.2	1.1	1		08/27/14 10:52	156-59-2	
trans-1,2-Dichloroethene	ND	ug/kg	4.2	0.58	1		08/27/14 10:52	156-60-5	
1,2-Dichloropropane	ND	ug/kg	4.2	0.42	1		08/27/14 10:52	78-87-5	
cis-1,3-Dichloropropene	ND	ug/kg	4.2	0.47	1		08/27/14 10:52	10061-01-5	
trans-1,3-Dichloropropene	ND	ug/kg	4.2	0.47	1		08/27/14 10:52	10061-02-6	
Ethylbenzene	ND	ug/kg	4.2	0.50	1		08/27/14 10:52	100-41-4	
2-Hexanone	ND	ug/kg	16.6	1.2	1		08/27/14 10:52	591-78-6	
Methylene Chloride	ND	ug/kg	4.2	2.5	1		08/27/14 10:52	75-09-2	
4-Methyl-2-pentanone (MIBK)	ND	ug/kg	8.3	1.1	1		08/27/14 10:52	108-10-1	
Styrene	ND	ug/kg	4.2	2.5	1		08/27/14 10:52	100-42-5	
1,1,2,2-Tetrachloroethane	ND	ug/kg	4.2	0.67	1		08/27/14 10:52	79-34-5	
Tetrachloroethene	ND	ug/kg	4.2	0.59	1		08/27/14 10:52	127-18-4	
Toluene	ND	ug/kg	4.2	4.2	1		08/27/14 10:52	108-88-3	
1,1,1-Trichloroethane	ND	ug/kg	4.2	0.62	1		08/27/14 10:52	71-55-6	
1,1,2-Trichloroethane	ND	ug/kg	4.2	0.61	1		08/27/14 10:52	79-00-5	
Trichloroethene	ND	ug/kg	4.2	0.65	1		08/27/14 10:52	79-01-6	
Vinyl chloride	ND	ug/kg	4.2	0.70	1		08/27/14 10:52	75-01-4	
Xylene (Total)	ND	ug/kg	4.2	1.6	1		08/27/14 10:52	1330-20-7	
Surrogates									
Toluene-d8 (S)	97	%.	70-130		1		08/27/14 10:52	2037-26-5	
4-Bromofluorobenzene (S)	99	%.	70-130		1		08/27/14 10:52	460-00-4	
1,2-Dichloroethane-d4 (S)	112	%.	70-130		1		08/27/14 10:52	17060-07-0	
Percent Moisture	Analytical Method: ASTM D2974								
Percent Moisture	**14.8**	%	0.50	0.50	1		08/26/14 00:00		

This report shall not be reproduced, except in full,
without the written consent of Pace Analytical Services, Inc..

Pace Analytical Services, Inc.
9608 Loiret Blvd.
Lenexa, KS 66219
(913)599-5665

ANALYTICAL RESULTS

Project: Ft. Smith AR Soil
Pace Project No.: 60176579

Sample: DP-57-SL (28.0 FT) - 20140825 **Lab ID: 60176579003** Collected: 08/25/14 10:55 Received: 08/26/14 01:30 Matrix: Solid

Results reported on a "dry-weight" basis

Parameters	Results	Units	Report Limit	MDL	DF	Prepared	Analyzed	CAS No.	Qual
8260 MSV Soil Low Level	Analytical Method: EPA 8260								
Acetone	ND	ug/kg	15.3	7.6	1		08/27/14 11:16	67-64-1	
Benzene	ND	ug/kg	3.8	0.50	1		08/27/14 11:16	71-43-2	
Bromodichloromethane	ND	ug/kg	3.8	0.49	1		08/27/14 11:16	75-27-4	
Bromoform	ND	ug/kg	3.8	0.95	1		08/27/14 11:16	75-25-2	
Bromomethane	ND	ug/kg	3.8	0.72	1		08/27/14 11:16	74-83-9	
2-Butanone (MEK)	ND	ug/kg	7.6	1.2	1		08/27/14 11:16	78-93-3	N2
Carbon disulfide	ND	ug/kg	3.8	0.61	1		08/27/14 11:16	75-15-0	
Carbon tetrachloride	ND	ug/kg	3.8	0.60	1		08/27/14 11:16	56-23-5	
Chlorobenzene	ND	ug/kg	3.8	0.50	1		08/27/14 11:16	108-90-7	
Chloroethane	ND	ug/kg	3.8	0.73	1		08/27/14 11:16	75-00-3	
Chloroform	ND	ug/kg	3.8	0.49	1		08/27/14 11:16	67-66-3	
Chloromethane	ND	ug/kg	3.8	0.61	1		08/27/14 11:16	74-87-3	
Dibromochloromethane	ND	ug/kg	3.8	0.47	1		08/27/14 11:16	124-48-1	
1,1-Dichloroethane	ND	ug/kg	3.8	0.63	1		08/27/14 11:16	75-34-3	
1,2-Dichloroethane	ND	ug/kg	3.8	0.56	1		08/27/14 11:16	107-06-2	
1,1-Dichloroethene	ND	ug/kg	3.8	0.63	1		08/27/14 11:16	75-35-4	
cis-1,2-Dichloroethene	ND	ug/kg	3.8	1.0	1		08/27/14 11:16	156-59-2	
trans-1,2-Dichloroethene	ND	ug/kg	3.8	0.54	1		08/27/14 11:16	156-60-5	
1,2-Dichloropropane	ND	ug/kg	3.8	0.38	1		08/27/14 11:16	78-87-5	
cis-1,3-Dichloropropene	ND	ug/kg	3.8	0.43	1		08/27/14 11:16	10061-01-5	
trans-1,3-Dichloropropene	ND	ug/kg	3.8	0.43	1		08/27/14 11:16	10061-02-6	
Ethylbenzene	ND	ug/kg	3.8	0.46	1		08/27/14 11:16	100-41-4	
2-Hexanone	ND	ug/kg	15.3	1.1	1		08/27/14 11:16	591-78-6	
Methylene Chloride	ND	ug/kg	3.8	2.3	1		08/27/14 11:16	75-09-2	
4-Methyl-2-pentanone (MIBK)	ND	ug/kg	7.6	0.99	1		08/27/14 11:16	108-10-1	
Styrene	ND	ug/kg	3.8	2.3	1		08/27/14 11:16	100-42-5	
1,1,2,2-Tetrachloroethane	ND	ug/kg	3.8	0.62	1		08/27/14 11:16	79-34-5	
Tetrachloroethene	ND	ug/kg	3.8	0.54	1		08/27/14 11:16	127-18-4	
Toluene	ND	ug/kg	3.8	3.8	1		08/27/14 11:16	108-88-3	
1,1,1-Trichloroethane	ND	ug/kg	3.8	0.57	1		08/27/14 11:16	71-55-6	
1,1,2-Trichloroethane	ND	ug/kg	3.8	0.56	1		08/27/14 11:16	79-00-5	
Trichloroethene	ND	ug/kg	3.8	0.60	1		08/27/14 11:16	79-01-6	
Vinyl chloride	ND	ug/kg	3.8	0.64	1		08/27/14 11:16	75-01-4	
Xylene (Total)	ND	ug/kg	3.8	1.5	1		08/27/14 11:16	1330-20-7	
Surrogates									
Toluene-d8 (S)	97	%.	70-130		1		08/27/14 11:16	2037-26-5	
4-Bromofluorobenzene (S)	98	%.	70-130		1		08/27/14 11:16	460-00-4	
1,2-Dichloroethane-d4 (S)	113	%.	70-130		1		08/27/14 11:16	17060-07-0	
Percent Moisture	Analytical Method: ASTM D2974								
Percent Moisture	**9.0**	%	0.50	0.50	1		08/26/14 00:00		

This report shall not be reproduced, except in full,
without the written consent of Pace Analytical Services, Inc..

Pace Analytical Services, Inc.
9608 Loiret Blvd.
Lenexa, KS 66219
(913)599-5665

ANALYTICAL RESULTS

Project: Ft. Smith AR Soil
Pace Project No.: 60176579

Sample: DP-58-SL (1.0 FT) - 20140825 **Lab ID: 60176579004** Collected: 08/25/14 13:55 Received: 08/26/14 01:30 Matrix: Solid

Results reported on a "dry-weight" basis

Parameters	Results	Units	Report Limit	MDL	DF	Prepared	Analyzed	CAS No.	Qual
8260 MSV Soil Low Level	Analytical Method: EPA 8260								
Acetone	**62.3**	ug/kg	16.7	8.3	1		08/27/14 11:41	67-64-1	
Benzene	ND	ug/kg	4.2	0.54	1		08/27/14 11:41	71-43-2	
Bromodichloromethane	ND	ug/kg	4.2	0.53	1		08/27/14 11:41	75-27-4	
Bromoform	ND	ug/kg	4.2	1.0	1		08/27/14 11:41	75-25-2	
Bromomethane	ND	ug/kg	4.2	0.78	1		08/27/14 11:41	74-83-9	
2-Butanone (MEK)	ND	ug/kg	8.3	1.3	1		08/27/14 11:41	78-93-3	N2
Carbon disulfide	ND	ug/kg	4.2	0.67	1		08/27/14 11:41	75-15-0	
Carbon tetrachloride	ND	ug/kg	4.2	0.65	1		08/27/14 11:41	56-23-5	
Chlorobenzene	ND	ug/kg	4.2	0.55	1		08/27/14 11:41	108-90-7	
Chloroethane	ND	ug/kg	4.2	0.79	1		08/27/14 11:41	75-00-3	
Chloroform	ND	ug/kg	4.2	0.53	1		08/27/14 11:41	67-66-3	
Chloromethane	ND	ug/kg	4.2	0.67	1		08/27/14 11:41	74-87-3	
Dibromochloromethane	ND	ug/kg	4.2	0.51	1		08/27/14 11:41	124-48-1	
1,1-Dichloroethane	ND	ug/kg	4.2	0.68	1		08/27/14 11:41	75-34-3	
1,2-Dichloroethane	ND	ug/kg	4.2	0.61	1		08/27/14 11:41	107-06-2	
1,1-Dichloroethene	ND	ug/kg	4.2	0.68	1		08/27/14 11:41	75-35-4	
cis-1,2-Dichloroethene	ND	ug/kg	4.2	1.1	1		08/27/14 11:41	156-59-2	
trans-1,2-Dichloroethene	ND	ug/kg	4.2	0.58	1		08/27/14 11:41	156-60-5	
1,2-Dichloropropane	ND	ug/kg	4.2	0.42	1		08/27/14 11:41	78-87-5	
cis-1,3-Dichloropropene	ND	ug/kg	4.2	0.47	1		08/27/14 11:41	10061-01-5	
trans-1,3-Dichloropropene	ND	ug/kg	4.2	0.47	1		08/27/14 11:41	10061-02-6	
Ethylbenzene	ND	ug/kg	4.2	0.50	1		08/27/14 11:41	100-41-4	
2-Hexanone	ND	ug/kg	16.7	1.3	1		08/27/14 11:41	591-78-6	
Methylene Chloride	ND	ug/kg	4.2	2.5	1		08/27/14 11:41	75-09-2	
4-Methyl-2-pentanone (MIBK)	ND	ug/kg	8.3	1.1	1		08/27/14 11:41	108-10-1	
Styrene	ND	ug/kg	4.2	2.5	1		08/27/14 11:41	100-42-5	
1,1,2,2-Tetrachloroethane	ND	ug/kg	4.2	0.68	1		08/27/14 11:41	79-34-5	
Tetrachloroethene	ND	ug/kg	4.2	0.59	1		08/27/14 11:41	127-18-4	
Toluene	ND	ug/kg	4.2	4.2	1		08/27/14 11:41	108-88-3	
1,1,1-Trichloroethane	ND	ug/kg	4.2	0.63	1		08/27/14 11:41	71-55-6	
1,1,2-Trichloroethane	ND	ug/kg	4.2	0.61	1		08/27/14 11:41	79-00-5	
Trichloroethene	ND	ug/kg	4.2	0.65	1		08/27/14 11:41	79-01-6	
Vinyl chloride	ND	ug/kg	4.2	0.70	1		08/27/14 11:41	75-01-4	
Xylene (Total)	ND	ug/kg	4.2	1.6	1		08/27/14 11:41	1330-20-7	
Surrogates									
Toluene-d8 (S)	99	%.	70-130		1		08/27/14 11:41	2037-26-5	
4-Bromofluorobenzene (S)	107	%.	70-130		1		08/27/14 11:41	460-00-4	
1,2-Dichloroethane-d4 (S)	114	%.	70-130		1		08/27/14 11:41	17060-07-0	
Percent Moisture	Analytical Method: ASTM D2974								
Percent Moisture	**13.5**	%	0.50	0.50	1		08/26/14 00:00		

This report shall not be reproduced, except in full,
without the written consent of Pace Analytical Services, Inc..

Pace Analytical Services, Inc.
9608 Loiret Blvd.
Lenexa, KS 66219
(913)599-5665

ANALYTICAL RESULTS

Project: Ft. Smith AR Soil
Pace Project No.: 60176579

Sample: DP-58-SL (8.0 FT) - 20140825 **Lab ID: 60176579005** Collected: 08/25/14 14:15 Received: 08/26/14 01:30 Matrix: Solid

Results reported on a "dry-weight" basis

Parameters	Results	Units	Report Limit	MDL	DF	Prepared	Analyzed	CAS No.	Qual
8260 MSV Soil Low Level	Analytical Method: EPA 8260								
Acetone	ND	ug/kg	16.6	8.3	1		08/27/14 12:30	67-64-1	
Benzene	ND	ug/kg	4.2	0.54	1		08/27/14 12:30	71-43-2	
Bromodichloromethane	ND	ug/kg	4.2	0.53	1		08/27/14 12:30	75-27-4	
Bromoform	ND	ug/kg	4.2	1.0	1		08/27/14 12:30	75-25-2	
Bromomethane	ND	ug/kg	4.2	0.78	1		08/27/14 12:30	74-83-9	
2-Butanone (MEK)	ND	ug/kg	8.3	1.3	1		08/27/14 12:30	78-93-3	N2
Carbon disulfide	ND	ug/kg	4.2	0.66	1		08/27/14 12:30	75-15-0	
Carbon tetrachloride	ND	ug/kg	4.2	0.65	1		08/27/14 12:30	56-23-5	
Chlorobenzene	ND	ug/kg	4.2	0.55	1		08/27/14 12:30	108-90-7	
Chloroethane	ND	ug/kg	4.2	0.79	1		08/27/14 12:30	75-00-3	
Chloroform	ND	ug/kg	4.2	0.53	1		08/27/14 12:30	67-66-3	
Chloromethane	ND	ug/kg	4.2	0.66	1		08/27/14 12:30	74-87-3	
Dibromochloromethane	ND	ug/kg	4.2	0.51	1		08/27/14 12:30	124-48-1	
1,1-Dichloroethane	ND	ug/kg	4.2	0.68	1		08/27/14 12:30	75-34-3	
1,2-Dichloroethane	ND	ug/kg	4.2	0.61	1		08/27/14 12:30	107-06-2	
1,1-Dichloroethene	ND	ug/kg	4.2	0.68	1		08/27/14 12:30	75-35-4	
cis-1,2-Dichloroethene	ND	ug/kg	4.2	1.1	1		08/27/14 12:30	156-59-2	
trans-1,2-Dichloroethene	ND	ug/kg	4.2	0.58	1		08/27/14 12:30	156-60-5	
1,2-Dichloropropane	ND	ug/kg	4.2	0.42	1		08/27/14 12:30	78-87-5	
cis-1,3-Dichloropropene	ND	ug/kg	4.2	0.47	1		08/27/14 12:30	10061-01-5	
trans-1,3-Dichloropropene	ND	ug/kg	4.2	0.47	1		08/27/14 12:30	10061-02-6	
Ethylbenzene	ND	ug/kg	4.2	0.50	1		08/27/14 12:30	100-41-4	
2-Hexanone	ND	ug/kg	16.6	1.2	1		08/27/14 12:30	591-78-6	
Methylene Chloride	ND	ug/kg	4.2	2.5	1		08/27/14 12:30	75-09-2	
4-Methyl-2-pentanone (MIBK)	ND	ug/kg	8.3	1.1	1		08/27/14 12:30	108-10-1	
Styrene	ND	ug/kg	4.2	2.5	1		08/27/14 12:30	100-42-5	
1,1,2,2-Tetrachloroethane	ND	ug/kg	4.2	0.67	1		08/27/14 12:30	79-34-5	
Tetrachloroethene	ND	ug/kg	4.2	0.59	1		08/27/14 12:30	127-18-4	
Toluene	ND	ug/kg	4.2	4.2	1		08/27/14 12:30	108-88-3	
1,1,1-Trichloroethane	ND	ug/kg	4.2	0.62	1		08/27/14 12:30	71-55-6	
1,1,2-Trichloroethane	ND	ug/kg	4.2	0.61	1		08/27/14 12:30	79-00-5	
Trichloroethene	ND	ug/kg	4.2	0.65	1		08/27/14 12:30	79-01-6	
Vinyl chloride	ND	ug/kg	4.2	0.70	1		08/27/14 12:30	75-01-4	
Xylene (Total)	ND	ug/kg	4.2	1.6	1		08/27/14 12:30	1330-20-7	
Surrogates									
Toluene-d8 (S)	97	%.	70-130		1		08/27/14 12:30	2037-26-5	
4-Bromofluorobenzene (S)	97	%.	70-130		1		08/27/14 12:30	460-00-4	
1,2-Dichloroethane-d4 (S)	108	%.	70-130		1		08/27/14 12:30	17060-07-0	
Percent Moisture	Analytical Method: ASTM D2974								
Percent Moisture	**12.4**	%	0.50	0.50	1		08/26/14 00:00		

REPORT OF LABORATORY ANALYSIS

This report shall not be reproduced, except in full,
without the written consent of Pace Analytical Services, Inc..

Pace Analytical Services, Inc.
9608 Loiret Blvd.
Lenexa, KS 66219
(913)599-5665

ANALYTICAL RESULTS

Project: Ft. Smith AR Soil
Pace Project No.: 60176579

Sample: DP-59-SL (1.0 FT) - 20140825 **Lab ID: 60176579006** Collected: 08/25/14 16:00 Received: 08/26/14 01:30 Matrix: Solid

Results reported on a "dry-weight" basis

Parameters	Results	Units	Report Limit	MDL	DF	Prepared	Analyzed	CAS No.	Qual
8260 MSV Soil Low Level	Analytical Method: EPA 8260								
Acetone	**51.6**	ug/kg	19.0	9.5	1		08/27/14 12:54	67-64-1	
Benzene	ND	ug/kg	4.7	0.62	1		08/27/14 12:54	71-43-2	
Bromodichloromethane	ND	ug/kg	4.7	0.61	1		08/27/14 12:54	75-27-4	
Bromoform	ND	ug/kg	4.7	1.2	1		08/27/14 12:54	75-25-2	
Bromomethane	ND	ug/kg	4.7	0.89	1		08/27/14 12:54	74-83-9	
2-Butanone (MEK)	ND	ug/kg	9.5	1.5	1		08/27/14 12:54	78-93-3	N2
Carbon disulfide	ND	ug/kg	4.7	0.76	1		08/27/14 12:54	75-15-0	
Carbon tetrachloride	ND	ug/kg	4.7	0.74	1		08/27/14 12:54	56-23-5	
Chlorobenzene	ND	ug/kg	4.7	0.63	1		08/27/14 12:54	108-90-7	
Chloroethane	ND	ug/kg	4.7	0.90	1		08/27/14 12:54	75-00-3	
Chloroform	ND	ug/kg	4.7	0.61	1		08/27/14 12:54	67-66-3	
Chloromethane	ND	ug/kg	4.7	0.76	1		08/27/14 12:54	74-87-3	
Dibromochloromethane	ND	ug/kg	4.7	0.58	1		08/27/14 12:54	124-48-1	
1,1-Dichloroethane	ND	ug/kg	4.7	0.78	1		08/27/14 12:54	75-34-3	
1,2-Dichloroethane	ND	ug/kg	4.7	0.69	1		08/27/14 12:54	107-06-2	
1,1-Dichloroethene	ND	ug/kg	4.7	0.78	1		08/27/14 12:54	75-35-4	
cis-1,2-Dichloroethene	ND	ug/kg	4.7	1.3	1		08/27/14 12:54	156-59-2	
trans-1,2-Dichloroethene	ND	ug/kg	4.7	0.66	1		08/27/14 12:54	156-60-5	
1,2-Dichloropropane	ND	ug/kg	4.7	0.47	1		08/27/14 12:54	78-87-5	
cis-1,3-Dichloropropene	ND	ug/kg	4.7	0.53	1		08/27/14 12:54	10061-01-5	
trans-1,3-Dichloropropene	ND	ug/kg	4.7	0.53	1		08/27/14 12:54	10061-02-6	
Ethylbenzene	ND	ug/kg	4.7	0.57	1		08/27/14 12:54	100-41-4	
2-Hexanone	ND	ug/kg	19.0	1.4	1		08/27/14 12:54	591-78-6	
Methylene Chloride	ND	ug/kg	4.7	2.8	1		08/27/14 12:54	75-09-2	
4-Methyl-2-pentanone (MIBK)	ND	ug/kg	9.5	1.2	1		08/27/14 12:54	108-10-1	
Styrene	ND	ug/kg	4.7	2.8	1		08/27/14 12:54	100-42-5	
1,1,2,2-Tetrachloroethane	ND	ug/kg	4.7	0.77	1		08/27/14 12:54	79-34-5	
Tetrachloroethene	ND	ug/kg	4.7	0.67	1		08/27/14 12:54	127-18-4	
Toluene	ND	ug/kg	4.7	4.7	1		08/27/14 12:54	108-88-3	
1,1,1-Trichloroethane	ND	ug/kg	4.7	0.71	1		08/27/14 12:54	71-55-6	
1,1,2-Trichloroethane	ND	ug/kg	4.7	0.69	1		08/27/14 12:54	79-00-5	
Trichloroethene	ND	ug/kg	4.7	0.74	1		08/27/14 12:54	79-01-6	
Vinyl chloride	ND	ug/kg	4.7	0.80	1		08/27/14 12:54	75-01-4	
Xylene (Total)	ND	ug/kg	4.7	1.8	1		08/27/14 12:54	1330-20-7	
Surrogates									
Toluene-d8 (S)	97	%.	70-130		1		08/27/14 12:54	2037-26-5	
4-Bromofluorobenzene (S)	99	%.	70-130		1		08/27/14 12:54	460-00-4	
1,2-Dichloroethane-d4 (S)	113	%.	70-130		1		08/27/14 12:54	17060-07-0	
Percent Moisture	Analytical Method: ASTM D2974								
Percent Moisture	**11.7**	%	0.50	0.50	1		08/26/14 00:00		

This report shall not be reproduced, except in full,
without the written consent of Pace Analytical Services, Inc..

Pace Analytical Services, Inc.
9608 Loiret Blvd.
Lenexa, KS 66219
(913)599-5665

ANALYTICAL RESULTS

Project: Ft. Smith AR Soil
Pace Project No.: 60176579

Sample: DP-59-SL (37.0 FT) - 20140825 **Lab ID: 60176579007** Collected: 08/25/14 17:10 Received: 08/26/14 01:30 Matrix: Solid

Results reported on a "dry-weight" basis

Parameters	Results	Units	Report Limit	MDL	DF	Prepared	Analyzed	CAS No.	Qual
8260 MSV Soil Low Level	Analytical Method: EPA 8260								
Acetone	ND	ug/kg	17.5	8.8	1		08/27/14 13:19	67-64-1	
Benzene	ND	ug/kg	4.4	0.57	1		08/27/14 13:19	71-43-2	
Bromodichloromethane	ND	ug/kg	4.4	0.56	1		08/27/14 13:19	75-27-4	
Bromoform	ND	ug/kg	4.4	1.1	1		08/27/14 13:19	75-25-2	
Bromomethane	ND	ug/kg	4.4	0.82	1		08/27/14 13:19	74-83-9	
2-Butanone (MEK)	ND	ug/kg	8.8	1.4	1		08/27/14 13:19	78-93-3	N2
Carbon disulfide	ND	ug/kg	4.4	0.70	1		08/27/14 13:19	75-15-0	
Carbon tetrachloride	ND	ug/kg	4.4	0.68	1		08/27/14 13:19	56-23-5	
Chlorobenzene	ND	ug/kg	4.4	0.58	1		08/27/14 13:19	108-90-7	
Chloroethane	ND	ug/kg	4.4	0.83	1		08/27/14 13:19	75-00-3	
Chloroform	ND	ug/kg	4.4	0.56	1		08/27/14 13:19	67-66-3	
Chloromethane	ND	ug/kg	4.4	0.70	1		08/27/14 13:19	74-87-3	
Dibromochloromethane	ND	ug/kg	4.4	0.54	1		08/27/14 13:19	124-48-1	
1,1-Dichloroethane	ND	ug/kg	4.4	0.72	1		08/27/14 13:19	75-34-3	
1,2-Dichloroethane	ND	ug/kg	4.4	0.64	1		08/27/14 13:19	107-06-2	
1,1-Dichloroethene	ND	ug/kg	4.4	0.72	1		08/27/14 13:19	75-35-4	
cis-1,2-Dichloroethene	ND	ug/kg	4.4	1.2	1		08/27/14 13:19	156-59-2	
trans-1,2-Dichloroethene	ND	ug/kg	4.4	0.61	1		08/27/14 13:19	156-60-5	
1,2-Dichloropropane	ND	ug/kg	4.4	0.44	1		08/27/14 13:19	78-87-5	
cis-1,3-Dichloropropene	ND	ug/kg	4.4	0.49	1		08/27/14 13:19	10061-01-5	
trans-1,3-Dichloropropene	ND	ug/kg	4.4	0.49	1		08/27/14 13:19	10061-02-6	
Ethylbenzene	ND	ug/kg	4.4	0.53	1		08/27/14 13:19	100-41-4	
2-Hexanone	ND	ug/kg	17.5	1.3	1		08/27/14 13:19	591-78-6	
Methylene Chloride	ND	ug/kg	4.4	2.6	1		08/27/14 13:19	75-09-2	
4-Methyl-2-pentanone (MIBK)	ND	ug/kg	8.8	1.1	1		08/27/14 13:19	108-10-1	
Styrene	ND	ug/kg	4.4	2.6	1		08/27/14 13:19	100-42-5	
1,1,2,2-Tetrachloroethane	ND	ug/kg	4.4	0.71	1		08/27/14 13:19	79-34-5	
Tetrachloroethene	ND	ug/kg	4.4	0.62	1		08/27/14 13:19	127-18-4	
Toluene	ND	ug/kg	4.4	4.4	1		08/27/14 13:19	108-88-3	
1,1,1-Trichloroethane	ND	ug/kg	4.4	0.66	1		08/27/14 13:19	71-55-6	
1,1,2-Trichloroethane	ND	ug/kg	4.4	0.64	1		08/27/14 13:19	79-00-5	
Trichloroethene	ND	ug/kg	4.4	0.68	1		08/27/14 13:19	79-01-6	
Vinyl chloride	ND	ug/kg	4.4	0.74	1		08/27/14 13:19	75-01-4	
Xylene (Total)	ND	ug/kg	4.4	1.7	1		08/27/14 13:19	1330-20-7	
Surrogates									
Toluene-d8 (S)	97	%.	70-130		1		08/27/14 13:19	2037-26-5	
4-Bromofluorobenzene (S)	98	%.	70-130		1		08/27/14 13:19	460-00-4	
1,2-Dichloroethane-d4 (S)	113	%.	70-130		1		08/27/14 13:19	17060-07-0	
Percent Moisture	Analytical Method: ASTM D2974								
Percent Moisture	**15.9**	%	0.50	0.50	1		08/26/14 00:00		

This report shall not be reproduced, except in full,
without the written consent of Pace Analytical Services, Inc..

Pace Analytical Services, Inc.
9608 Loiret Blvd.
Lenexa, KS 66219
(913)599-5665

QUALITY CONTROL DATA

Project: Ft. Smith AR Soil
Pace Project No.: 60176579

QC Batch: MSV/2380 Analysis Method: EPA 8260
QC Batch Method: EPA 8260 Analysis Description: 8260 MSV Soil Low Level
Associated Lab Samples: 60176579001, 60176579002, 60176579003, 60176579004, 60176579005, 60176579006, 60176579007

METHOD BLANK: 93084 Matrix: Solid
Associated Lab Samples: 60176579001, 60176579002, 60176579003, 60176579004, 60176579005, 60176579006, 60176579007

Parameter	Units	Blank Result	Reporting Limit	Analyzed	Qualifiers
1,1,1-Trichloroethane	ug/kg	ND	2.0	08/27/14 05:34	
1,1,2,2-Tetrachloroethane	ug/kg	ND	2.0	08/27/14 05:34	
1,1,2-Trichloroethane	ug/kg	ND	3.0	08/27/14 05:34	
1,1-Dichloroethane	ug/kg	ND	2.0	08/27/14 05:34	
1,1-Dichloroethene	ug/kg	ND	2.0	08/27/14 05:34	
1,2-Dichloroethane	ug/kg	ND	2.0	08/27/14 05:34	
1,2-Dichloropropane	ug/kg	ND	2.0	08/27/14 05:34	
2-Butanone (MEK)	ug/kg	ND	10.0	08/27/14 05:34	N2
2-Hexanone	ug/kg	ND	2.0	08/27/14 05:34	
4-Methyl-2-pentanone (MIBK)	ug/kg	ND	10.0	08/27/14 05:34	
Acetone	ug/kg	ND	10.0	08/27/14 05:34	
Benzene	ug/kg	ND	2.0	08/27/14 05:34	
Bromodichloromethane	ug/kg	ND	2.0	08/27/14 05:34	
Bromoform	ug/kg	ND	2.0	08/27/14 05:34	
Bromomethane	ug/kg	ND	2.0	08/27/14 05:34	
Carbon disulfide	ug/kg	ND	2.0	08/27/14 05:34	
Carbon tetrachloride	ug/kg	ND	2.0	08/27/14 05:34	
Chlorobenzene	ug/kg	ND	2.0	08/27/14 05:34	
Chloroethane	ug/kg	ND	2.0	08/27/14 05:34	
Chloroform	ug/kg	ND	2.0	08/27/14 05:34	
Chloromethane	ug/kg	ND	2.0	08/27/14 05:34	
cis-1,2-Dichloroethene	ug/kg	ND	2.0	08/27/14 05:34	
cis-1,3-Dichloropropene	ug/kg	ND	2.0	08/27/14 05:34	
Dibromochloromethane	ug/kg	ND	2.0	08/27/14 05:34	
Ethylbenzene	ug/kg	ND	2.0	08/27/14 05:34	
Methylene Chloride	ug/kg	ND	3.0	08/27/14 05:34	
Styrene	ug/kg	ND	3.0	08/27/14 05:34	
Tetrachloroethene	ug/kg	ND	2.0	08/27/14 05:34	
Toluene	ug/kg	ND	5.0	08/27/14 05:34	
trans-1,2-Dichloroethene	ug/kg	ND	2.0	08/27/14 05:34	
trans-1,3-Dichloropropene	ug/kg	ND	2.0	08/27/14 05:34	
Trichloroethene	ug/kg	ND	2.0	08/27/14 05:34	
Vinyl chloride	ug/kg	ND	2.0	08/27/14 05:34	
Xylene (Total)	ug/kg	ND	6.0	08/27/14 05:34	
1,2-Dichloroethane-d4 (S)	%.	102	70-130	08/27/14 05:34	
4-Bromofluorobenzene (S)	%.	98	70-130	08/27/14 05:34	
Toluene-d8 (S)	%.	99	70-130	08/27/14 05:34	

Results presented on this page are in the units indicated by the "Units" column except where an alternate unit is presented to the right of the result.

This report shall not be reproduced, except in full,
without the written consent of Pace Analytical Services, Inc..

Pace Analytical Services, Inc.
9608 Loiret Blvd.
Lenexa, KS 66219
(913)599-5665

QUALITY CONTROL DATA

Project: Ft. Smith AR Soil
Pace Project No.: 60176579

LABORATORY CONTROL SAMPLE: 93085

Parameter	Units	Spike Conc.	LCS Result	LCS % Rec	% Rec Limits	Qualifiers
1,1,1-Trichloroethane	ug/kg	50	49.5	99	70-130	
1,1,2,2-Tetrachloroethane	ug/kg	50	42.4	85	70-130	
1,1,2-Trichloroethane	ug/kg	50	46.6	93	70-130	
1,1-Dichloroethane	ug/kg	50	46.2	92	70-130	
1,1-Dichloroethene	ug/kg	50	49.8	100	70-130	
1,2-Dichloroethane	ug/kg	50	45.0	90	70-130	
1,2-Dichloropropane	ug/kg	50	46.9	94	70-130	
2-Butanone (MEK)	ug/kg	250	224	90	40-140	N2
2-Hexanone	ug/kg	250	223	89	40-140	
4-Methyl-2-pentanone (MIBK)	ug/kg	250	212	85	70-130	
Acetone	ug/kg	250	215	86	10-140	
Benzene	ug/kg	50	46.8	94	70-130	
Bromodichloromethane	ug/kg	50	46.0	92	70-130	
Bromoform	ug/kg	50	50.9	102	70-130	
Bromomethane	ug/kg	50	47.2	94	70-130	
Carbon disulfide	ug/kg	50	47.6	95	70-130	
Carbon tetrachloride	ug/kg	50	47.5	95	70-130	
Chlorobenzene	ug/kg	50	44.5	89	70-130	
Chloroethane	ug/kg	50	47.6	95	70-130	
Chloroform	ug/kg	50	45.3	91	70-130	
Chloromethane	ug/kg	50	46.3	93	70-130	
cis-1,2-Dichloroethene	ug/kg	50	47.4	95	70-130	
cis-1,3-Dichloropropene	ug/kg	50	44.7	89	70-130	
Dibromochloromethane	ug/kg	50	43.5	87	70-130	
Ethylbenzene	ug/kg	50	48.1	96	70-130	
Methylene Chloride	ug/kg	50	49.5	99	70-130	
Styrene	ug/kg	50	46.4	93	70-130	
Tetrachloroethene	ug/kg	50	46.0	92	70-130	
Toluene	ug/kg	50	44.2	88	70-130	
trans-1,2-Dichloroethene	ug/kg	50	47.2	94	70-130	
trans-1,3-Dichloropropene	ug/kg	50	45.5	91	70-130	
Trichloroethene	ug/kg	50	48.2	96	70-130	
Vinyl chloride	ug/kg	50	49.7	99	70-130	
Xylene (Total)	ug/kg	150	139	92	70-130	
1,2-Dichloroethane-d4 (S)	%.			100	70-130	
4-Bromofluorobenzene (S)	%.			99	70-130	
Toluene-d8 (S)	%.			99	70-130	

MATRIX SPIKE & MATRIX SPIKE DUPLICATE: 93086 93192

Parameter	Units	60176579001 Result	MS Spike Conc.	MSD Spike Conc.	MS Result	MSD Result	MS % Rec	MSD % Rec	% Rec Limits	RPD	Max RPD	Qual
1,1,1-Trichloroethane	ug/kg	ND	42.8	40.3	39.9	40.5	93	101	70-130	1	20	
1,1,2,2-Tetrachloroethane	ug/kg	ND	42.8	40.3	26.5	36.7	62	91	70-130	32	20	M1,R1
1,1,2-Trichloroethane	ug/kg	ND	42.8	40.3	28.3	36.7	66	91	70-130	26	20	M1,R1

Results presented on this page are in the units indicated by the "Units" column except where an alternate unit is presented to the right of the result.

REPORT OF LABORATORY ANALYSIS

This report shall not be reproduced, except in full,
without the written consent of Pace Analytical Services, Inc..

Pace Analytical Services, Inc.
9608 Loiret Blvd.
Lenexa, KS 66219
(913)599-5665

QUALITY CONTROL DATA

Project: Ft. Smith AR Soil
Pace Project No.: 60176579

MATRIX SPIKE & MATRIX SPIKE DUPLICATE: 93086 93192

Parameter	Units	60176579001 Result	MS Spike Conc.	MSD Spike Conc.	MS Result	MSD Result	MS % Rec	MSD % Rec	% Rec Limits	RPD	Max RPD	Qual
1,1-Dichloroethane	ug/kg	ND	42.8	40.3	34.6	38.3	81	95	70-130	10	20	
1,1-Dichloroethene	ug/kg	ND	42.8	40.3	39.3	42.7	92	106	70-130	8	20	
1,2-Dichloroethane	ug/kg	ND	42.8	40.3	26.6	35.2	62	87	70-130	28	20	M1,R1
1,2-Dichloropropane	ug/kg	ND	42.8	40.3	32.1	36.6	75	91	70-130	13	20	
2-Butanone (MEK)	ug/kg	ND	213	201	148	166	69	83	40-140	12	20	N2
2-Hexanone	ug/kg	ND	213	201	130	169	61	84	40-140	26	20	R1
4-Methyl-2-pentanone (MIBK)	ug/kg	ND	213	201	147	165	69	82	70-130	11	20	M1
Acetone	ug/kg	ND	213	201	151	156	70	78	10-140	4	20	
Benzene	ug/kg	ND	42.8	40.3	33.8	37.5	79	93	70-130	11	20	
Bromodichloromethane	ug/kg	ND	42.8	40.3	29.7	36.7	69	91	70-130	21	20	M1,R1
Bromoform	ug/kg	ND	42.8	40.3	25.7	39.8	60	99	70-130	43	20	M1,R1
Bromomethane	ug/kg	ND	42.8	40.3	36.1	40.5	84	101	70-130	12	20	
Carbon disulfide	ug/kg	ND	42.8	40.3	34.7	40.1	81	100	70-130	14	20	
Carbon tetrachloride	ug/kg	ND	42.8	40.3	37.2	38.4	87	95	70-130	3	20	
Chlorobenzene	ug/kg	ND	42.8	40.3	26.9	36.7	63	91	70-130	31	20	M1,R1
Chloroethane	ug/kg	ND	42.8	40.3	36.6	40.2	86	100	70-130	9	20	
Chloroform	ug/kg	ND	42.8	40.3	32.9	37.8	77	94	70-130	14	20	
Chloromethane	ug/kg	ND	42.8	40.3	34.2	39.0	80	97	70-130	13	20	
cis-1,2-Dichloroethene	ug/kg	ND	42.8	40.3	31.3	38.2	73	95	70-130	20	20	
cis-1,3-Dichloropropene	ug/kg	ND	42.8	40.3	25.0	36.5	59	91	70-130	37	20	M1,R1
Dibromochloromethane	ug/kg	ND	42.8	40.3	25.7	35.3	60	88	70-130	31	20	M1,R1
Ethylbenzene	ug/kg	ND	42.8	40.3	33.4	39.9	78	99	70-130	18	20	
Methylene Chloride	ug/kg	ND	42.8	40.3	33.8	33.8	79	84	70-130	0	20	
Styrene	ug/kg	ND	42.8	40.3	25.5	37.2	60	93	70-130	37	20	M1,R1
Tetrachloroethene	ug/kg	ND	42.8	40.3	34.9	39.4	82	98	70-130	12	20	
Toluene	ug/kg	ND	42.8	40.3	31.9	37.2	75	93	70-130	15	20	
trans-1,2-Dichloroethene	ug/kg	ND	42.8	40.3	34.4	39.3	80	98	70-130	13	20	
trans-1,3-Dichloropropene	ug/kg	ND	42.8	40.3	21.2	36.2	50	90	70-130	52	20	M1,R1
Trichloroethene	ug/kg	ND	42.8	40.3	32.9	38.1	77	95	70-130	15	20	
Vinyl chloride	ug/kg	ND	42.8	40.3	36.5	42.3	85	105	70-130	15	20	
Xylene (Total)	ug/kg	ND	128	121	97.3	118	76	97	70-130	19	20	
1,2-Dichloroethane-d4 (S)	%.						101	97	70-130			
4-Bromofluorobenzene (S)	%.						103	103	70-130			
Toluene-d8 (S)	%.						102	102	70-130			

Results presented on this page are in the units indicated by the "Units" column except where an alternate unit is presented to the right of the result.

This report shall not be reproduced, except in full,
without the written consent of Pace Analytical Services, Inc..

Pace Analytical Services, Inc.
9608 Loiret Blvd.
Lenexa, KS 66219
(913)599-5665

QUALITY CONTROL DATA

Project: Ft. Smith AR Soil
Pace Project No.: 60176579

QC Batch: PMST/9947 Analysis Method: ASTM D2974
QC Batch Method: ASTM D2974 Analysis Description: Dry Weight/Percent Moisture
Associated Lab Samples: 60176579001, 60176579002, 60176579003, 60176579004, 60176579005, 60176579006, 60176579007

METHOD BLANK: 1432613 Matrix: Solid
Associated Lab Samples: 60176579001, 60176579002, 60176579003, 60176579004, 60176579005, 60176579006, 60176579007

Parameter	Units	Blank Result	Reporting Limit	Analyzed	Qualifiers
Percent Moisture	%	ND	0.50	08/26/14 00:00	

SAMPLE DUPLICATE: 1432614

Parameter	Units	60176567008 Result	Dup Result	RPD	Max RPD	Qualifiers
Percent Moisture	%	24.3	24.1	1	20	

Results presented on this page are in the units indicated by the "Units" column except where an alternate unit is presented to the right of the result.

REPORT OF LABORATORY ANALYSIS

This report shall not be reproduced, except in full,
without the written consent of Pace Analytical Services, Inc..

Pace Analytical Services, Inc.
9608 Loiret Blvd.
Lenexa, KS 66219
(913)599-5665

QUALIFIERS

Project: Ft. Smith AR Soil
Pace Project No.: 60176579

DEFINITIONS

DF - Dilution Factor, if reported, represents the factor applied to the reported data due to changes in sample preparation, dilution of the sample aliquot, or moisture content.

ND - Not Detected at or above adjusted reporting limit.

J - Estimated concentration above the adjusted method detection limit and below the adjusted reporting limit.

MDL - Adjusted Method Detection Limit.

PQL - Practical Quantitation Limit.

RL - Reporting Limit.

S - Surrogate

1,2-Diphenylhydrazine (8270 listed analyte) decomposes to Azobenzene.

Consistent with EPA guidelines, unrounded data are displayed and have been used to calculate % recovery and RPD values.

LCS(D) - Laboratory Control Sample (Duplicate)

MS(D) - Matrix Spike (Duplicate)

DUP - Sample Duplicate

RPD - Relative Percent Difference

NC - Not Calculable.

SG - Silica Gel - Clean-Up

U - Indicates the compound was analyzed for, but not detected.

N-Nitrosodiphenylamine decomposes and cannot be separated from Diphenylamine using Method 8270. The result reported for each analyte is a combined concentration.

Pace Analytical is TNI accredited. Contact your Pace PM for the current list of accredited analytes.

TNI - The NELAC Institute.

LABORATORIES

PASI-D	Pace Analytical Services - Dallas
PASI-K	Pace Analytical Services - Kansas City

ANALYTE QUALIFIERS

M1	Matrix spike recovery exceeded QC limits. Batch accepted based on laboratory control sample (LCS) recovery.
N2	The lab does not hold TNI accreditation for this parameter.
R1	RPD value was outside control limits.

This report shall not be reproduced, except in full,
without the written consent of Pace Analytical Services, Inc..

Pace Analytical Services, Inc.
9608 Loiret Blvd.
Lenexa, KS 66219
(913)599-5665

QUALITY CONTROL DATA CROSS REFERENCE TABLE

Project: Ft. Smith AR Soil
Pace Project No.: 60176579

Lab ID	Sample ID	QC Batch Method	QC Batch	Analytical Method	Analytical Batch
60176579001	**DP-57-SL (1.0 FT) - 20140825**	EPA 8260	MSV/2380		
60176579002	**DP-57-SL (20.5 FT) - 20140825**	EPA 8260	MSV/2380		
60176579003	**DP-57-SL (28.0 FT) - 20140825**	EPA 8260	MSV/2380		
60176579004	**DP-58-SL (1.0 FT) - 20140825**	EPA 8260	MSV/2380		
60176579005	**DP-58-SL (8.0 FT) - 20140825**	EPA 8260	MSV/2380		
60176579006	**DP-59-SL (1.0 FT) - 20140825**	EPA 8260	MSV/2380		
60176579007	**DP-59-SL (37.0 FT) - 20140825**	EPA 8260	MSV/2380		
60176579001	**DP-57-SL (1.0 FT) - 20140825**	ASTM D2974	PMST/9947		
60176579002	**DP-57-SL (20.5 FT) - 20140825**	ASTM D2974	PMST/9947		
60176579003	**DP-57-SL (28.0 FT) - 20140825**	ASTM D2974	PMST/9947		
60176579004	**DP-58-SL (1.0 FT) - 20140825**	ASTM D2974	PMST/9947		
60176579005	**DP-58-SL (8.0 FT) - 20140825**	ASTM D2974	PMST/9947		
60176579006	**DP-59-SL (1.0 FT) - 20140825**	ASTM D2974	PMST/9947		
60176579007	**DP-59-SL (37.0 FT) - 20140825**	ASTM D2974	PMST/9947		

This report shall not be reproduced, except in full,
without the written consent of Pace Analytical Services, Inc..

Pace Analytical®
www.pacelabs.com

Sample Condition Upon Receipt

WO#: 60176579

60176579

Client Name: Envirn

Optional
Proj Due Date:
Proj Name:

Courier: Fed Ex ☐ UPS ☐ USPS ☐ Client ☐ Commercial ☐ Pace ☐ Other ☑ via

Tracking #: _____ Pace Shipping Label Used? Yes ☐ No ☑

Custody Seal on Cooler/Box Present: Yes ☑ No ☐ Seals intact: Yes ☑ No ☐

Packing Material: Bubble Wrap ☐ Bubble Bags ☐ Foam ☑ None ☐ Other ☑ zplc

Thermometer Used: T-239 / T-194 **Type of Ice:** Wet Blue None ☐ Samples received on ice, cooling process has begun.
(circle one)

Cooler Temperature: 2.4

Temperature should be above freezing to 6°C

Date and initials of person examining contents: att 8/26

Chain of Custody present:	☑Yes	☐No	☐N/A	1.
Chain of Custody filled out:	☑Yes	☐No	☐N/A	2.
Chain of Custody relinquished:	☑Yes	☐No	☐N/A	3.
Sampler name & signature on COC:	☑Yes	☐No	☐N/A	4.
Samples arrived within holding time:	☑Yes	☐No	☐N/A	5.
Short Hold Time analyses (<72hr):	☑Yes	☐No	☐N/A	6. Kits
Rush Turn Around Time requested:	☑Yes	☐No	☐N/A	7. 24 hrs
Sufficient volume:	☑Yes	☐No	☐N/A	8.
Correct containers used:	☑Yes	☐No	☐N/A	
Pace containers used:	☑Yes	☐No	☐N/A	9.
Containers intact:	☑Yes	☐No	☐N/A	10.
Unpreserved 5035A soils frozen w/in 48hrs?	☑Yes	☐No	☐N/A	11.
Filtered volume received for dissolved tests?	☐Yes	☐No	☑N/A	12.
Sample labels match COC: Includes date/time/ID/analyses Matrix: SL	☑Yes	☐No	☐N/A	13.
All containers needing preservation have been checked.	☐Yes	☐No	☑N/A	
All containers needing preservation are found to be in compliance with EPA recommendation.	☐Yes	☐No	☑N/A	14.
Exceptions: VOA, coliform, TOC, O&G, WI-DRO (water), Phenolics	☑Yes att 8/26	☐No		Initial when completed / Lot # of added preservative
Trip Blank present: Pace Trip Blank lot # (if purchased): _____	☐Yes	☑No	☐N/A	15.
Headspace in VOA vials (>6mm):	☐Yes	☑No	☐N/A	16.
Project sampled in USDA Regulated Area:	☐Yes	☑No	☐N/A	17. List State: NC

Client Notification/ Resolution: Copy COC to Client? Y / N Field Data Required? Y / N

Person Contacted: _____ Date/Time: _____

Comments/ Resolution:
- ok to sub to Dallas for same day TAT per

Project Manager Review: MW Date: 8/26/14

Pace Analytical
www.pacelabs.com

The Chain-of-Custody is a LEGAL DOCUMENT. All relevant fields must be completed accurately.

Page: 1 of 1

Section A Required Client Information:

Company:	Environ
Address:	7500 College Blvd., Ste. 925
	Overland Park, KS 66210
Email To:	wstonestreet@environcorp.com
Phone: 913-553-5926	Fax:
Requested Due Date/TAT:	24 HR

Section B Required Project Information:

Report To:	Wendy Stonestreet
Copy To:	Tamara Gleason
	tgleason@environcorp.com
Purchase Order No.:	
Project Name:	Fort Smith, AR
Project Number:	

Section C Invoice Information:

Attention:	Tamara Gleason
Company Name:	
Address:	
Pace Quote Reference:	
Pace Project Manager:	MJ Walls
Pace Profile #:	7444 water, 7709 soil

REGULATORY AGENCY

☐ NPDES ☐ GROUND WATER ☐ DRINKING WATER
☐ UST ☐ RCRA ☐ OTHER

Site Location STATE: AR

Section D Required Client Information

SAMPLE ID (A-Z, 0-9 / ,-) Sample IDs MUST BE UNIQUE

Valid Matrix Codes

MATRIX	CODE
DRINKING WATER	DW
WATER	WT
WASTE WATER	WW
PRODUCT	P
SOIL/SOLID	SL
OIL	OL
WIPE	WP
AIR	AR
OTHER	OT
TISSUE	TS

Requested Analysis Filtered (Y/N)

ITEM #	SAMPLE ID	MATRIX CODE (see valid codes to left)	SAMPLE TYPE (G=GRAB C=COMP)	COLLECTED COMPOSITE START DATE	COLLECTED COMPOSITE START TIME	COLLECTED COMPOSITE END/GRAB DATE	COLLECTED COMPOSITE END/GRAB TIME	SAMPLE TEMP AT COLLECTION	# OF CONTAINERS	Preservatives: Unpreserved	H_2SO_4	HNO_3	HCl	NaOH	$Na_2S_2O_3$	Methanol	Other	Analysis Test (Y/N): 8260 client specific list	Residual Chlorine (Y/N)	Pace Project No./ Lab I.D.
1	DP-57-GW-20140825	WT	G			8/25/14	1625		3				X					X		3(DGAH)
2	~~DP-57-SL-20140825~~	SL	G			8/25/14	0920		5	3					1	1				
3	~~DP-57-SL-20140825~~																			
4	DP-57-SL(1.0FT)-20140825	SL	G			8/25/14	0920		5	3					1	1		X		1(DGAH) 1(DGAH) 1(DGAH) 2(UGAS) W1
5	DP-57-SL(20.5FT)-20140825	SL	G			8/25/14	1030		5	3					1	1		X		W2
6	DP-57-SL(28.0FT)-20140825	SL	G			8/25/14	1055		5	3					1	1		X		W3
7	DP-58-SL(1.0FT)-20140825	SL	G			8/25/14	1355		5	3					1	1		X		W4
8	DP-58-SL(8.0FT)-20140825	SL	G			8/25/14	1415		5	3					1	1		X		W5
9	DP-59-SL(1.0FT)-20140825	SL	G			8/25/14	1600		5	3					1	1		X		W6
10	DP-59-SL(37.0FT)-20140825	SL	G			8/25/14	1710		5	3					1	1		X		W7
11																				
12																				

Pace Project No./ Lab I.D.: 60176579

ADDITIONAL COMMENTS	RELINQUISHED BY / AFFILIATION	DATE	TIME	ACCEPTED BY / AFFILIATION	DATE	TIME	SAMPLE CONDITIONS			
24 HR TURN AROUND	[signature] / ENVIRON	8/25/14	1750	[signature] / PACE	8/26	0130	2.4	Y	Y	Y
							Temp in °C	Received on Ice (Y/N)	Custody Sealed Cooler (Y/N)	Samples Intact (Y/N)

SAMPLER NAME AND SIGNATURE

PRINT Name of SAMPLER: Michael Eddings

SIGNATURE of SAMPLER: [signature] DATE Signed (MM/DD/YY): 8/25/14

*Important Note: By signing this form you are accepting Pace's NET 30 day payment terms and agreeing to late charges of 1.5% per month for any invoices not paid within 30 days.

F-ALL-Q-020rev.07, 15-Feb-2007

Chain of Custody

Pace Analytical®
www.pacelabs.com

Workorder: 60176579 **Workorder Name:** Ft. Smith AR Soil **Owner Received Date:** 8/26/2014 **Results Requested By:** 8/27/2014

Report To	Subcontract To
Mary Jane Walls Pace Analytical Services, Inc. 9608 Loiret Blvd. Lenexa, KS 66219 Phone (913)599-5665 Fax (913)599-1759	Pace Analytical Dallas 400 West Bethany Drive Suite 190 Allen, TX 75013 Phone (972)727-1123

WO#: 7518313

7518313

Item	Sample ID	Sample Type	Collect Date/Time	Lab ID	Matrix	Preserved Containers: 5035 kit	Requested Analysis: 8260 low level, trimmed full list	LAB USE ONLY
1	DP-57-SL (1.0 FT) - 20140825	PS	8/25/2014 09:20	60176579001	Solid	4	X	001
2	BP-57-SL (20-5 ft) – 20140825	PS	8/25/2014 10:30	60176579002	Solid	4	X	002
3	DP-57-SL (28.0 FT) - 20140825	PS	8/25/2014 10:55	60176579003	Solid	4	X	003
4	DP-58-SL (1.0 FT) - 20140825	PS	8/25/2014 13:55	60176579004	Solid	4	X	004
5	DP-58-SL (8.0 FT) - 20140825	PS	8/25/2014 14:15	60176579005	Solid	4	X	005
6	DP-59-SL (1.0 FT) - 20140825	PS	8/25/2014 16:00	60176579006	Solid	4	X	006
7	DP-59-SL (37.0 FT) - 20140825	PS	8/25/2014 17:10	60176579007	Solid	4	X	007

Transfers	Released By	Date/Time	Received By	Date/Time
1	[illegible]	8/26/14 1700	Leslie Underwood	8/27/14 0735
2				
3				

Comments

Cooler Temperature on Receipt 2.8 °C **Custody Seal** Y or N **Received on Ice** Y or N **Samples Intact** Y or N

****In order to maintain client confidentiality, location/name of the sampling site, sampler's name and signature may not be provided on this COC document.*
This chain of custody is considered complete as is since this information is available in the owner laboratory.

Pace Analytical

Sample Condition Upon Receipt
Dallas

Client Name: Pace KS Project Work order: 7518313

Courier: FedEX ☑ UPS ☐ USPS ☐ Client ☐ Courier ☐ LSO ☐ PACE ☐ Other:_____

Tracking#: 6113 5279 1047

Custody Seal on Cooler/Box: Yes ☑ No ☐ **Seals Intact:** Yes ☑ No ☐ NA ☐

Packing Material: Bubble Wrap ☐ Bubble Bags ☑ Foam ☐ None ☐ Other ☐

Thermometer Used: IR-01 Type of Ice: Wet ☑ Blue ☐ None ☐ Sample Received on ice, cooling process has begun ☑

Cooler Temp: 2.8°C (Temp should be above freezing to 6°C)

Chain of Custody Present	Yes ☑ No ☐ NA ☐	1
Chain of Custody filled out	Yes ☑ No ☐ NA ☐	2
Chain of Custody relinquished	Yes ☑ No ☐ NA ☐	3
Sampler name & signature on COC	Yes ☐ No ☑ NA ☐	4
Sample received within HT	Yes ☑ No ☐ NA ☐	5
Short HT analyses (<72 hrs)	Yes ☐ No ☑ NA ☐	6
Rush TAT requested	Yes ☑ No ☐ NA ☐	7
Sufficient Volume received	Yes ☑ No ☐ NA ☐	8
Correct Container used Pace Container used	Yes ☑ No ☐ NA ☐ Yes ☑ No ☐ NA ☐	9
Container Intact	Yes ☑ No ☐ NA ☐	10
Unpreserved 5035A soil frozen within 48 hrs	Yes ☐ No ☐ NA ☑	11
Filtered volume received for Dissolved tests	Yes ☐ No ☐ NA ☑	12
Sample labels match COC Include date/time/ID/analyses Matrix: Solid	Yes ☑ No ☐ NA ☐	13
All containers needing preservation have been checked	Yes ☐ No ☐ NA ☑	14a. Lot# of pH strip:_____ pH checked Yes ☐ No ☐ pH<2 ☐ pH>9 ☐ pH>12 ☐ Lot# of Iodine strip:_____ Lot# of Lead Acetate strip:_____
Do containers require preservation at the lab	Yes ☐ No ☐ NA ☑	14b. Preservation: Lot#:
All containers needing preservation are found to be in Compliance with EPA recommendation Exception: VOA, coliform, O&G	Yes ☐ No ☐ NA ☑ Yes ☑ No ☐	14c.
Trip Blank present Trip Blank Custody Seals Intact Pace Trip Blank Lot# (if purchased):_____	Yes ☐ No ☐ NA ☑ Yes ☐ No ☐ NA ☑	15
Headspace in VOA (>6mm)	Yes ☐ No ☐ NA ☑	16
Project sampled in USDA Regulated Area:	Yes ☐ No ☐ NA ☑	17. List State _____

Client Notification/Resolution/Comments:

Person Contacted:_____ Date:_____

Comments/Resolution:_____

Person Examining Contents: KW Date: 8/27/14

Sample Container Count

Pace Analytical™ www.pacelabs.com

COC PAGE 1 of 1
COC ID#

Pace Project # 7518313

Sample Line Item	BP2N	AG1U	VG9U	VG9H	BP2S	BP1U	BP2U	BG1H	AG1S	BP20	SP5T	WGFU	WGKU	DG9H	VG9T	Comments
1			2											1	1	
2			2											1	1	
3			2											1	1	
4			2											1	1	
5			2											1	1	
6			2											1	1	
7			2											1	1	
8																
9																
10																
11																
12																

Container Codes

DG9H	40mL HCL amber voa vial	AF	Air Filter	BP1N	1 liter HNO3 plastic	DG9P	40mL TSP amber vial
AG1U	1liter unpreserved amber glass	AG1H	1 liter HCL amber glass	BP1S	1 liter H2SO4 plastic	DG9S	40mL H2SO4 amber vial
WGFU	4oz clear soil jar	AG1S	1 liter H2SO4 amber glass	BP1U	1 liter unpreserved plastic	DG9T	40mL Na Thio amber vial
R	terra core kit	AG1T	1 liter Na Thiosulfate amber gl	BP1Z	1 liter NaOH, Zn, Ac	DG9U	40mL unpreserved **amber** vial
BP2N	500mL HNO3 plastic	AG2N	500mL HNO3 amber glass	BP2A	500mL NaOH, Asc Acid plastic	I	Wipe/Swab
BP2U	500mL unpreserved plastic	AG2S	500mL H2SO4 amber glass	BP2O	500mL NaOH plastic	JGFU	4oz unpreserved amber wide
BP2S	500mL H2SO4 plastic	AG2U	500mL unpreserved amber gla	BP2Z	500mL NaOH, Zn Ac	U	Summa Can
BP3N	250mL HNO3 plastic	AG3U	250mL unpreserved amber gla	BP3A	250mL NaOh, Asc Acid plastic	VG9H	40mL HCL clear vial
BP3U	250mL unpreserved plastic	BG1H	1 liter HCL clear glass	BP3C	250mL NaOH plastic	VG9T	40mL Na Thio. clear vial
BP3S	250mL H2SO4 plastic	BG1S	1 liter H2SO4 clear glass	BP3Z	250mL NaOH, Zn Ac plastic	VG9U	40mL unpreserved **clear** vial
AG3S	250mL H2SO4 glass amber	BG1T	1 liter Na Thiosulfate clear gla	C	Air Cassettes	VSG	Headspace septa vial & HCL
AG1S	1 liter H2SO4 amber glass	BG1U	1 liter unpreserved glass	DG9B	40mL Na Bisulfate amber vial	WGFX	4oz wide jar w/hexane wipe
BP1U	1 liter unpreserved plastic	BP1A	1 liter NaOH, Asc Acid plastic	DG9M	40mL MeOH clear vial	ZPLC	Ziploc Bag
WGKU	8oz wide jar upreserved	SP5T	120mL Coliform Na Thiosulfate	SP5U	120mL Coliform unpreserved	GN	General unpreserved
Other	Other						

F-DAL-C-003 rev.00 11-5-2012

Pace Analytical Services, Inc.
9608 Loiret Blvd.
Lenexa, KS 66219
(913)599-5665

August 27, 2014

Wendy Stonestreet
Environ International Corporation
7500 College Blvd Ste 925
Overland Park, KS 66210

RE: Project: FORT SMITH AR
Pace Project No.: 60176580

Dear Wendy Stonestreet:
Enclosed are the analytical results for sample(s) received by the laboratory on August 26, 2014. The results relate only to the samples included in this report. Results reported herein conform to the most current TNI standards and the laboratory's Quality Assurance Manual, where applicable, unless otherwise noted in the body of the report.

If you have any questions concerning this report, please feel free to contact me.

Sincerely,



Mary Jane Walls
maryjane.walls@pacelabs.com
PM Lab Management

Enclosures

cc: EDD, Environ_AR
Tamara Gleason, ENVIRON International Corporation

REPORT OF LABORATORY ANALYSIS

This report shall not be reproduced, except in full,
without the written consent of Pace Analytical Services, Inc..

Pace Analytical Services, Inc.
9608 Loiret Blvd.
Lenexa, KS 66219
(913)599-5665

CERTIFICATIONS

Project: FORT SMITH AR
Pace Project No.: 60176580

Kansas Certification IDs
9608 Loiret Boulevard, Lenexa, KS 66219
WY STR Certification #: 2456.01
Arkansas Certification #: 13-012-0
Illinois Certification #: 003097
Iowa Certification #: 118
Kansas/NELAP Certification #: E-10116
Louisiana Certification #: 03055
Nevada Certification #: KS000212008A
Oklahoma Certification #: 9205/9935
Texas Certification #: T104704407
Utah Certification #: KS00021

This report shall not be reproduced, except in full,
without the written consent of Pace Analytical Services, Inc..

Pace Analytical Services, Inc.
9608 Loiret Blvd.
Lenexa, KS 66219
(913)599-5665

SAMPLE SUMMARY

Project: FORT SMITH AR
Pace Project No.: 60176580

Lab ID	Sample ID	Matrix	Date Collected	Date Received
60176580001	**DP-57-GW-20140825**	Water	08/25/14 16:25	08/26/14 01:30

This report shall not be reproduced, except in full,
without the written consent of Pace Analytical Services, Inc..

Pace Analytical Services, Inc.
9608 Loiret Blvd.
Lenexa, KS 66219
(913)599-5665

SAMPLE ANALYTE COUNT

Project: FORT SMITH AR
Pace Project No.: 60176580

Lab ID	Sample ID	Method	Analysts	Analytes Reported
60176580001	**DP-57-GW-20140825**	EPA 5030B/8260	PRG	38

This report shall not be reproduced, except in full,
without the written consent of Pace Analytical Services, Inc..

Pace Analytical Services, Inc.
9608 Loiret Blvd.
Lenexa, KS 66219
(913)599-5665

PROJECT NARRATIVE

Project: FORT SMITH AR
Pace Project No.: 60176580

Method: **EPA 5030B/8260**
Description: 8260 MSV
Client: Environ_AR
Date: August 27, 2014

General Information:
1 sample was analyzed for EPA 5030B/8260. All samples were received in acceptable condition with any exceptions noted below.

Hold Time:
The samples were analyzed within the method required hold times with any exceptions noted below.

Initial Calibrations (including MS Tune as applicable):
All criteria were within method requirements with any exceptions noted below.

Continuing Calibration:
All criteria were within method requirements with any exceptions noted below.

Internal Standards:
All internal standards were within QC limits with any exceptions noted below.

Surrogates:
All surrogates were within QC limits with any exceptions noted below.

Method Blank:
All analytes were below the report limit in the method blank, where applicable, with any exceptions noted below.

Laboratory Control Spike:
All laboratory control spike compounds were within QC limits with any exceptions noted below.

Matrix Spikes:
All percent recoveries and relative percent differences (RPDs) were within acceptance criteria with any exceptions noted below.

QC Batch: MSV/63972

A matrix spike/matrix spike duplicate was not performed due to insufficient sample volume.

Additional Comments:

This data package has been reviewed for quality and completeness and is approved for release.

This report shall not be reproduced, except in full,
without the written consent of Pace Analytical Services, Inc..

Pace Analytical Services, Inc.
9608 Loiret Blvd.
Lenexa, KS 66219
(913)599-5665

ANALYTICAL RESULTS

Project: FORT SMITH AR
Pace Project No.: 60176580

Sample: DP-57-GW-20140825 **Lab ID: 60176580001** Collected: 08/25/14 16:25 Received: 08/26/14 01:30 Matrix: Water

Parameters	Results	Units	Report Limit	MDL	DF	Prepared	Analyzed	CAS No.	Qual
8260 MSV	Analytical Method: EPA 5030B/8260								
Acetone	ND	ug/L	10.0	5.0	1		08/26/14 19:55	67-64-1	
Benzene	ND	ug/L	5.0	0.50	1		08/26/14 19:55	71-43-2	
Bromodichloromethane	ND	ug/L	5.0	0.50	1		08/26/14 19:55	75-27-4	
Bromoform	ND	ug/L	5.0	0.50	1		08/26/14 19:55	75-25-2	
Bromomethane	ND	ug/L	7.0	2.5	1		08/26/14 19:55	74-83-9	
2-Butanone (MEK)	ND	ug/L	10.0	5.0	1		08/26/14 19:55	78-93-3	
Carbon disulfide	ND	ug/L	10.0	2.5	1		08/26/14 19:55	75-15-0	
Carbon tetrachloride	ND	ug/L	5.0	0.50	1		08/26/14 19:55	56-23-5	
Chlorobenzene	ND	ug/L	5.0	0.50	1		08/26/14 19:55	108-90-7	
Chloroethane	ND	ug/L	10.0	0.50	1		08/26/14 19:55	75-00-3	
Chloroform	ND	ug/L	5.0	0.50	1		08/26/14 19:55	67-66-3	
Chloromethane	ND	ug/L	10.0	0.50	1		08/26/14 19:55	74-87-3	
Dibromochloromethane	ND	ug/L	5.0	0.50	1		08/26/14 19:55	124-48-1	
1,1-Dichloroethane	ND	ug/L	2.4	0.50	1		08/26/14 19:55	75-34-3	
1,2-Dichloroethane	ND	ug/L	5.0	0.50	1		08/26/14 19:55	107-06-2	
1,1-Dichloroethene	ND	ug/L	5.0	0.50	1		08/26/14 19:55	75-35-4	
cis-1,2-Dichloroethene	ND	ug/L	5.0	0.50	1		08/26/14 19:55	156-59-2	
trans-1,2-Dichloroethene	ND	ug/L	5.0	0.50	1		08/26/14 19:55	156-60-5	
1,2-Dichloropropane	ND	ug/L	5.0	0.50	1		08/26/14 19:55	78-87-5	
cis-1,3-Dichloropropene	ND	ug/L	1.0	0.50	1		08/26/14 19:55	10061-01-5	
trans-1,3-Dichloropropene	ND	ug/L	1.0	0.50	1		08/26/14 19:55	10061-02-6	
Ethylbenzene	ND	ug/L	5.0	0.50	1		08/26/14 19:55	100-41-4	
2-Hexanone	ND	ug/L	10.0	5.0	1		08/26/14 19:55	591-78-6	
Methylene chloride	ND	ug/L	5.0	0.50	1		08/26/14 19:55	75-09-2	
4-Methyl-2-pentanone (MIBK)	ND	ug/L	10.0	2.5	1		08/26/14 19:55	108-10-1	
Styrene	ND	ug/L	5.0	0.50	1		08/26/14 19:55	100-42-5	
1,1,2,2-Tetrachloroethane	ND	ug/L	1.0	0.50	1		08/26/14 19:55	79-34-5	
Tetrachloroethene	ND	ug/L	5.0	0.50	1		08/26/14 19:55	127-18-4	
Toluene	ND	ug/L	5.0	0.50	1		08/26/14 19:55	108-88-3	
1,1,1-Trichloroethane	ND	ug/L	5.0	0.50	1		08/26/14 19:55	71-55-6	
1,1,2-Trichloroethane	ND	ug/L	5.0	0.50	1		08/26/14 19:55	79-00-5	
Trichloroethene	ND	ug/L	5.0	0.50	1		08/26/14 19:55	79-01-6	
Vinyl chloride	ND	ug/L	2.0	0.50	1		08/26/14 19:55	75-01-4	
Xylene (Total)	ND	ug/L	5.0	1.5	1		08/26/14 19:55	1330-20-7	
Surrogates									
4-Bromofluorobenzene (S)	99	%	80-120		1		08/26/14 19:55	460-00-4	
1,2-Dichloroethane-d4 (S)	104	%	80-120		1		08/26/14 19:55	17060-07-0	
Toluene-d8 (S)	92	%	80-120		1		08/26/14 19:55	2037-26-5	
Preservation pH	**1.0**		0.10	0.10	1		08/26/14 19:55		

This report shall not be reproduced, except in full,
without the written consent of Pace Analytical Services, Inc..

Pace Analytical Services, Inc.
9608 Loiret Blvd.
Lenexa, KS 66219
(913)599-5665

QUALITY CONTROL DATA

Project: FORT SMITH AR
Pace Project No.: 60176580

QC Batch: MSV/63972
QC Batch Method: EPA 5030B/8260
Analysis Method: EPA 5030B/8260
Analysis Description: 8260 MSV Water 10 mL Purge
Associated Lab Samples: 60176580001

METHOD BLANK: 1432656
Matrix: Water
Associated Lab Samples: 60176580001

Parameter	Units	Blank Result	Reporting Limit	Analyzed	Qualifiers
1,1,1-Trichloroethane	ug/L	ND	5.0	08/26/14 15:39	
1,1,2,2-Tetrachloroethane	ug/L	ND	1.0	08/26/14 15:39	
1,1,2-Trichloroethane	ug/L	ND	5.0	08/26/14 15:39	
1,1-Dichloroethane	ug/L	ND	2.4	08/26/14 15:39	
1,1-Dichloroethene	ug/L	ND	5.0	08/26/14 15:39	
1,2-Dichloroethane	ug/L	ND	5.0	08/26/14 15:39	
1,2-Dichloropropane	ug/L	ND	5.0	08/26/14 15:39	
2-Butanone (MEK)	ug/L	ND	10.0	08/26/14 15:39	
2-Hexanone	ug/L	ND	10.0	08/26/14 15:39	
4-Methyl-2-pentanone (MIBK)	ug/L	ND	10.0	08/26/14 15:39	
Acetone	ug/L	ND	10.0	08/26/14 15:39	
Benzene	ug/L	ND	5.0	08/26/14 15:39	
Bromodichloromethane	ug/L	ND	5.0	08/26/14 15:39	
Bromoform	ug/L	ND	5.0	08/26/14 15:39	
Bromomethane	ug/L	ND	7.0	08/26/14 15:39	
Carbon disulfide	ug/L	ND	10.0	08/26/14 15:39	
Carbon tetrachloride	ug/L	ND	5.0	08/26/14 15:39	
Chlorobenzene	ug/L	ND	5.0	08/26/14 15:39	
Chloroethane	ug/L	ND	10.0	08/26/14 15:39	
Chloroform	ug/L	ND	5.0	08/26/14 15:39	
Chloromethane	ug/L	ND	10.0	08/26/14 15:39	
cis-1,2-Dichloroethene	ug/L	ND	5.0	08/26/14 15:39	
cis-1,3-Dichloropropene	ug/L	ND	1.0	08/26/14 15:39	
Dibromochloromethane	ug/L	ND	5.0	08/26/14 15:39	
Ethylbenzene	ug/L	ND	5.0	08/26/14 15:39	
Methylene chloride	ug/L	ND	5.0	08/26/14 15:39	
Styrene	ug/L	ND	5.0	08/26/14 15:39	
Tetrachloroethene	ug/L	ND	5.0	08/26/14 15:39	
Toluene	ug/L	ND	5.0	08/26/14 15:39	
trans-1,2-Dichloroethene	ug/L	ND	5.0	08/26/14 15:39	
trans-1,3-Dichloropropene	ug/L	ND	1.0	08/26/14 15:39	
Trichloroethene	ug/L	ND	5.0	08/26/14 15:39	
Vinyl chloride	ug/L	ND	2.0	08/26/14 15:39	
Xylene (Total)	ug/L	ND	5.0	08/26/14 15:39	
1,2-Dichloroethane-d4 (S)	%	102	80-120	08/26/14 15:39	
4-Bromofluorobenzene (S)	%	95	80-120	08/26/14 15:39	
Toluene-d8 (S)	%	95	80-120	08/26/14 15:39	

Results presented on this page are in the units indicated by the "Units" column except where an alternate unit is presented to the right of the result.

This report shall not be reproduced, except in full,
without the written consent of Pace Analytical Services, Inc..

Pace Analytical Services, Inc.
9608 Loiret Blvd.
Lenexa, KS 66219
(913)599-5665

QUALITY CONTROL DATA

Project: FORT SMITH AR
Pace Project No.: 60176580

LABORATORY CONTROL SAMPLE: 1432657

Parameter	Units	Spike Conc.	LCS Result	LCS % Rec	% Rec Limits	Qualifiers
1,1,1-Trichloroethane	ug/L	20	21.7	108	80-121	
1,1,2,2-Tetrachloroethane	ug/L	20	16.4	82	73-124	
1,1,2-Trichloroethane	ug/L	20	19.3	97	80-120	
1,1-Dichloroethane	ug/L	20	20.4	102	77-120	
1,1-Dichloroethene	ug/L	20	19.8	99	78-126	
1,2-Dichloroethane	ug/L	20	22.1	111	77-123	
1,2-Dichloropropane	ug/L	20	20.4	102	80-121	
2-Butanone (MEK)	ug/L	100	94.2	94	52-145	
2-Hexanone	ug/L	100	84.8	85	57-139	
4-Methyl-2-pentanone (MIBK)	ug/L	100	99.6	100	71-131	
Acetone	ug/L	100	102	102	32-155	
Benzene	ug/L	20	20.7	104	80-120	
Bromodichloromethane	ug/L	20	23.8	119	80-120	
Bromoform	ug/L	20	19.7	98	73-124	
Bromomethane	ug/L	20	16.6	83	31-144	
Carbon disulfide	ug/L	20	20.7	104	65-125	
Carbon tetrachloride	ug/L	20	20.8	104	78-128	
Chlorobenzene	ug/L	20	20.0	100	80-120	
Chloroethane	ug/L	20	20.8	104	55-137	
Chloroform	ug/L	20	21.3	107	79-120	
Chloromethane	ug/L	20	13.1	66	22-138	
cis-1,2-Dichloroethene	ug/L	20	20.5	102	80-120	
cis-1,3-Dichloropropene	ug/L	20	20.4	102	80-120	
Dibromochloromethane	ug/L	20	20.3	101	80-120	
Ethylbenzene	ug/L	20	19.7	99	80-121	
Methylene chloride	ug/L	20	22.3	111	73-126	
Styrene	ug/L	20	20.5	103	80-120	
Tetrachloroethene	ug/L	20	20.8	104	80-121	
Toluene	ug/L	20	18.6	93	80-122	
trans-1,2-Dichloroethene	ug/L	20	19.9	100	79-121	
trans-1,3-Dichloropropene	ug/L	20	19.3	97	80-127	
Trichloroethene	ug/L	20	22.5	112	80-120	
Vinyl chloride	ug/L	20	16.4	82	59-120	
Xylene (Total)	ug/L	60	59.1	99	80-121	
1,2-Dichloroethane-d4 (S)	%			101	80-120	
4-Bromofluorobenzene (S)	%			97	80-120	
Toluene-d8 (S)	%			94	80-120	

Results presented on this page are in the units indicated by the "Units" column except where an alternate unit is presented to the right of the result.

This report shall not be reproduced, except in full,
without the written consent of Pace Analytical Services, Inc..

Pace Analytical Services, Inc.
9608 Loiret Blvd.
Lenexa, KS 66219
(913)599-5665

QUALIFIERS

Project: FORT SMITH AR
Pace Project No.: 60176580

DEFINITIONS

DF - Dilution Factor, if reported, represents the factor applied to the reported data due to changes in sample preparation, dilution of the sample aliquot, or moisture content.

ND - Not Detected at or above adjusted reporting limit.

J - Estimated concentration above the adjusted method detection limit and below the adjusted reporting limit.

MDL - Adjusted Method Detection Limit.

PQL - Practical Quantitation Limit.

RL - Reporting Limit.

S - Surrogate

1,2-Diphenylhydrazine (8270 listed analyte) decomposes to Azobenzene.

Consistent with EPA guidelines, unrounded data are displayed and have been used to calculate % recovery and RPD values.

LCS(D) - Laboratory Control Sample (Duplicate)

MS(D) - Matrix Spike (Duplicate)

DUP - Sample Duplicate

RPD - Relative Percent Difference

NC - Not Calculable.

SG - Silica Gel - Clean-Up

U - Indicates the compound was analyzed for, but not detected.

N-Nitrosodiphenylamine decomposes and cannot be separated from Diphenylamine using Method 8270. The result reported for each analyte is a combined concentration.

Pace Analytical is TNI accredited. Contact your Pace PM for the current list of accredited analytes.

TNI - The NELAC Institute.

BATCH QUALIFIERS

Batch: MSV/63972

[M5] A matrix spike/matrix spike duplicate was not performed for this batch due to insufficient sample volume.

This report shall not be reproduced, except in full,
without the written consent of Pace Analytical Services, Inc..

Pace Analytical Services, Inc.
9608 Loiret Blvd.
Lenexa, KS 66219
(913)599-5665

QUALITY CONTROL DATA CROSS REFERENCE TABLE

Project: FORT SMITH AR
Pace Project No.: 60176580

Lab ID	Sample ID	QC Batch Method	QC Batch	Analytical Method	Analytical Batch
60176580001	**DP-57-GW-20140825**	EPA 5030B/8260	MSV/63972		

This report shall not be reproduced, except in full,
without the written consent of Pace Analytical Services, Inc..

Pace Analytical®
www.pacelabs.com

Sample Condition Upon Receipt

WO#: 60176580

60176580

Client Name: Envirn

Optional
Proj Due Date:
Proj Name:

Courier: Fed Ex ☐ UPS ☐ USPS ☐ Client ☐ Commercial ☐ Pace ☐ Other ☑ via

Tracking #: _____ Pace Shipping Label Used? Yes ☐ No ☑

Custody Seal on Cooler/Box Present: Yes ☑ No ☐ Seals intact: Yes ☑ No ☐

Packing Material: Bubble Wrap ☐ Bubble Bags ☐ Foam ☑ None ☐ Other ☑ ZPLC

Thermometer Used: T-239 / T-194 **Type of Ice:** Wet Blue None ☐ Samples received on ice, cooling process has begun.
(circle one)

Cooler Temperature: 2.4

Temperature should be above freezing to 6°C

Date and initials of person examining contents: aH 8/26

Chain of Custody present:	☑Yes ☐No ☐N/A	1.
Chain of Custody filled out:	☑Yes ☐No ☐N/A	2.
Chain of Custody relinquished:	☑Yes ☐No ☐N/A	3.
Sampler name & signature on COC:	☑Yes ☐No ☐N/A	4.
Samples arrived within holding time:	☑Yes ☐No ☐N/A	5.
Short Hold Time analyses (<72hr):	☑Yes ☐No ☐N/A	6. ~~Kats~~ hrs/pH
Rush Turn Around Time requested:	☑Yes ☐No ☐N/A	7. 24 hrs
Sufficient volume:	☑Yes ☐No ☐N/A	8.
Correct containers used:	☑Yes ☐No ☐N/A	
Pace containers used:	☑Yes ☐No ☐N/A	9.
Containers intact:	☑Yes ☐No ☐N/A	10.
Unpreserved 5035A soils frozen w/in 48hrs?	☑Yes ☐No ☐N/A	11.
Filtered volume received for dissolved tests?	☐Yes ☐No ☑N/A	12.
Sample labels match COC: Includes date/time/ID/analyses Matrix: SL / WT	☑Yes ☐No ☐N/A	13.
All containers needing preservation have been checked.	☐Yes ☐No ☑N/A	
All containers needing preservation are found to be in compliance with EPA recommendation.	☐Yes ☐No ☑N/A	14.
Exceptions: VOA, coliform, TOC, O&G, WI-DRO (water), Phenolics	☑Yes ☐No aH 8/26	Initial when completed / Lot # of added preservative
Trip Blank present: Pace Trip Blank lot # (if purchased): _____	☑Yes ☑No ☐N/A	15.
Headspace in VOA vials (>6mm):	☐Yes ☑No ☐N/A	16.
Project sampled in USDA Regulated Area:	☐Yes ☑No ☐N/A	17. List State: AL

Client Notification/ Resolution: Copy COC to Client? Y / N Field Data Required? Y / N

Person Contacted: _____ Date/Time: _____

Comments/ Resolution: _____

Project Manager Review: MMU Date: 8/26/14

Pace Analytical
www.pacelabs.com

The Chain-of-Custody is a LEGAL DOCUMENT. All relevant fields must be completed accurately.

Page: 1 of 1

Section A Required Client Information:

Company:	Environ
Address:	7500 College Blvd., Ste. 925
	Overland Park, KS 66210
Email To:	wstonestreet@environcorp.com
Phone: 913-553-5926	Fax:
Requested Due Date/TAT:	24 HR

Section B Required Project Information:

Report To:	Wendy Stonestreet
Copy To:	Tamara Gleason
	tgleason@environcorp.com
Purchase Order No.:	
Project Name:	Fort Smith, AR
Project Number:	

Section C Invoice Information:

Attention:	Tamara Gleason
Company Name:	
Address:	
Pace Quote Reference:	
Pace Project Manager:	MJ Walls
Pace Profile #:	7444 water, 7709 soil

REGULATORY AGENCY

☐ NPDES ☐ GROUND WATER ☐ DRINKING WATER
☐ UST ☐ RCRA ☐ OTHER

Site Location STATE: AR

Section D Required Client Information

Valid Matrix Codes

MATRIX	CODE
DRINKING WATER	DW
WATER	WT
WASTE WATER	WW
PRODUCT	P
SOIL/SOLID	SL
OIL	OL
WIPE	WP
AIR	AR
OTHER	OT
TISSUE	TS

SAMPLE ID (A-Z, 0-9 / ,-) Sample IDs MUST BE UNIQUE

ITEM #	SAMPLE ID	MATRIX CODE (see valid codes to left)	SAMPLE TYPE (G=GRAB C=COMP)	COLLECTED Composite Start DATE	Composite Start TIME	Composite End/Grab DATE	Composite End/Grab TIME	SAMPLE TEMP AT COLLECTION	# OF CONTAINERS	Preservatives: Unpreserved	H_2SO_4	HNO_3	HCl	NaOH	$Na_2S_2O_3$	Methanol	Other	Analysis Test (Y/N): 8260 client specific list	Residual Chlorine (Y/N)	Pace Project No./ Lab I.D. 60176580
1	DP-57-GW-20140825	WT	G			8/25/14	1625		3				X					X		8(060H) (01)
~~2~~	~~DP-57-SL-20140825~~	~~SL~~	~~G~~			~~8/25/14~~	~~0920~~		~~5~~	~~3~~					~~1~~	~~1~~				
~~3~~	~~DP-57-SL-20140825~~																			
4	DP-57-SL(1.0FT)-20140825	SL	G			8/25/14	0920		5	3					1	1		X		1(060H) 1(DC,OH) 1(060H) 2(VFA)
5	DP-57-SL(20.5FT)-20140825	SL	G			8/25/14	1030		5	3					1	1		X		
6	DP-57-SL(28.0FT)-20140825	SL	G			8/25/14	1055		5	3					1	1		X		
7	DP-58-SL(1.0FT)-20140825	SL	G			8/25/14	1355		5	3					1	1		X		
8	DP-58-SL(8.0FT)-20140825	SL	G			8/25/14	1415		5	3					1	1		X		
9	DP-59-SL(1.0FT)-20140825	SL	G			8/25/14	1600		5	3					1	1		X		
10	DP-59-SL(37.0FT)-20140825	SL	G			8/25/14	1710		5	3					1	1		X		
11																				
12																				

ADDITIONAL COMMENTS	RELINQUISHED BY / AFFILIATION	DATE	TIME	ACCEPTED BY / AFFILIATION	DATE	TIME	SAMPLE CONDITIONS			
24 HR TURN AROUND	[signature] / ENVIRON	8/25/14	1750	[signature] / PASL	8/26	0130	2.4	Y	Y	Y

Temp in °C | Received on Ice (Y/N) | Custody Sealed Cooler (Y/N) | Samples Intact (Y/N)

SAMPLER NAME AND SIGNATURE

PRINT Name of SAMPLER: Michael Eddings

SIGNATURE of SAMPLER: [signature] DATE Signed (MM/DD/YY): 8/25/14

*Important Note: By signing this form you are accepting Pace's NET 30 day payment terms and agreeing to late charges of 1.5% per month for any invoices not paid within 30 days.

F-ALL-Q-020rev 07, 15-Feb-2007

Pace Analytical Services, Inc.
9608 Loiret Blvd.
Lenexa, KS 66219
(913)599-5665

September 30, 2014

Wendy Stonestreet
Environ International Corporation
7500 College Blvd Ste 925
Overland Park, KS 66210

RE: Project: Ft. Smith Soil
Pace Project No.: 60176658

Dear Wendy Stonestreet:
Enclosed are the analytical results for sample(s) received by the laboratory on August 27, 2014. The results relate only to the samples included in this report. Results reported herein conform to the most current TNI standards and the laboratory's Quality Assurance Manual, where applicable, unless otherwise noted in the body of the report.

If you have any questions concerning this report, please feel free to contact me.

Sincerely,

Mary Jane Walls
maryjane.walls@pacelabs.com
PM Lab Management

Enclosures

cc: EDD, Environ_AR
Tamara Gleason, ENVIRON International Corporation

REPORT OF LABORATORY ANALYSIS

This report shall not be reproduced, except in full,
without the written consent of Pace Analytical Services, Inc..

Pace Analytical Services, Inc.
9608 Loiret Blvd.
Lenexa, KS 66219
(913)599-5665

CERTIFICATIONS

Project: Ft. Smith Soil
Pace Project No.: 60176658

Kansas Certification IDs
9608 Loiret Boulevard, Lenexa, KS 66219
WY STR Certification #: 2456.01
Arkansas Certification #: 13-012-0
Illinois Certification #: 003097
Iowa Certification #: 118
Kansas/NELAP Certification #: E-10116
Louisiana Certification #: 03055
Nevada Certification #: KS000212008A
Oklahoma Certification #: 9205/9935
Texas Certification #: T104704407
Utah Certification #: KS00021

Dallas Certification IDs:
400 West Bethany Dr Suite 190 75013 Allen TX 75013
Texas Certification #: T104704232-13-5
Kansas Certification #: E-10388
Arkansas Certification #: 88-0647
Oklahoma Certification #: 2012-080
Louisiana Certification #: 02007

This report shall not be reproduced, except in full,
without the written consent of Pace Analytical Services, Inc..

Pace Analytical Services, Inc.
9608 Loiret Blvd.
Lenexa, KS 66219
(913)599-5665

SAMPLE SUMMARY

Project: Ft. Smith Soil
Pace Project No.: 60176658

Lab ID	Sample ID	Matrix	Date Collected	Date Received
60176658001	**DP-60-SL (1.0 FT) - 20140826**	Solid	08/26/14 07:40	08/27/14 08:30
60176658002	**DP-60-SL (11.0 FT) - 20140826**	Solid	08/26/14 07:55	08/27/14 08:30
60176658003	**DP-60-SL (26.0 FT) - 20140826**	Solid	08/26/14 08:25	08/27/14 08:30
60176658004	**DP-61-SL (1.0 FT) - 20140826**	Solid	08/26/14 09:25	08/27/14 08:30
60176658005	**DP-61-SL (4.0 FT) - 20140826**	Solid	08/26/14 09:30	08/27/14 08:30
60176658006	**DP-61-SL (23.0 FT) - 20140826**	Solid	08/26/14 10:20	08/27/14 08:30
60176658007	**DP-62-SL (1.0 FT) - 20140826**	Solid	08/26/14 14:40	08/27/14 08:30
60176658008	**DP-62-SL (24.5 FT) - 20140826**	Solid	08/26/14 15:10	08/27/14 08:30

This report shall not be reproduced, except in full,
without the written consent of Pace Analytical Services, Inc..

Pace Analytical Services, Inc.
9608 Loiret Blvd.
Lenexa, KS 66219
(913)599-5665

SAMPLE ANALYTE COUNT

Project: Ft. Smith Soil
Pace Project No.: 60176658

Lab ID	Sample ID	Method	Analysts	Analytes Reported	Laboratory
60176658001	**DP-60-SL (1.0 FT) - 20140826**	EPA 8260	ZST	37	PASI-D
		ASTM D2974	DWC	1	PASI-K
60176658002	**DP-60-SL (11.0 FT) - 20140826**	EPA 8260	ZST	37	PASI-D
		ASTM D2974	DWC	1	PASI-K
60176658003	**DP-60-SL (26.0 FT) - 20140826**	EPA 8260	ZST	37	PASI-D
		ASTM D2974	DWC	1	PASI-K
60176658004	**DP-61-SL (1.0 FT) - 20140826**	EPA 8260	ZST	37	PASI-D
		ASTM D2974	DWC	1	PASI-K
60176658005	**DP-61-SL (4.0 FT) - 20140826**	EPA 8260	ZST	37	PASI-D
		ASTM D2974	DWC	1	PASI-K
60176658006	**DP-61-SL (23.0 FT) - 20140826**	EPA 8260	ZST	37	PASI-D
		ASTM D2974	DWC	1	PASI-K
60176658007	**DP-62-SL (1.0 FT) - 20140826**	EPA 8260	ZST	37	PASI-D
		ASTM D2974	DWC	1	PASI-K
60176658008	**DP-62-SL (24.5 FT) - 20140826**	EPA 8260	ZST	37	PASI-D
		ASTM D2974	DWC	1	PASI-K

This report shall not be reproduced, except in full,
without the written consent of Pace Analytical Services, Inc..

Pace Analytical Services, Inc.
9608 Loiret Blvd.
Lenexa, KS 66219
(913)599-5665

PROJECT NARRATIVE

Project: Ft. Smith Soil
Pace Project No.: 60176658

Method: **EPA 8260**
Description: 8260 MSV Soil Low Level
Client: Environ_AR
Date: September 30, 2014

General Information:
8 samples were analyzed for EPA 8260. All samples were received in acceptable condition with any exceptions noted below.

Hold Time:
The samples were analyzed within the method required hold times with any exceptions noted below.

Initial Calibrations (including MS Tune as applicable):
All criteria were within method requirements with any exceptions noted below.

Continuing Calibration:
All criteria were within method requirements with any exceptions noted below.

Internal Standards:
All internal standards were within QC limits with any exceptions noted below.

Surrogates:
All surrogates were within QC limits with any exceptions noted below.

Method Blank:
All analytes were below the report limit in the method blank, where applicable, with any exceptions noted below.

Laboratory Control Spike:
All laboratory control spike compounds were within QC limits with any exceptions noted below.

Matrix Spikes:
All percent recoveries and relative percent differences (RPDs) were within acceptance criteria with any exceptions noted below.

Additional Comments:

Analyte Comments:

QC Batch: MSV/2384

N2: The lab does not hold TNI accreditation for this parameter.

- BLANK (Lab ID: 93300)
  - 2-Butanone (MEK)
- DP-60-SL (1.0 FT) - 20140826 (Lab ID: 60176658001)
  - 2-Butanone (MEK)
- DP-60-SL (11.0 FT) - 20140826 (Lab ID: 60176658002)
  - 2-Butanone (MEK)
- DP-60-SL (26.0 FT) - 20140826 (Lab ID: 60176658003)
  - 2-Butanone (MEK)
- DP-61-SL (1.0 FT) - 20140826 (Lab ID: 60176658004)
  - 2-Butanone (MEK)
- DP-61-SL (23.0 FT) - 20140826 (Lab ID: 60176658006)
  - 2-Butanone (MEK)

This report shall not be reproduced, except in full,
without the written consent of Pace Analytical Services, Inc..

Pace Analytical Services, Inc.
9608 Loiret Blvd.
Lenexa, KS 66219
(913)599-5665

PROJECT NARRATIVE

Project: Ft. Smith Soil
Pace Project No.: 60176658

Method: **EPA 8260**
Description: 8260 MSV Soil Low Level
Client: Environ_AR
Date: September 30, 2014

Analyte Comments:

QC Batch: MSV/2384

N2: The lab does not hold TNI accreditation for this parameter.

- DP-61-SL (4.0 FT) - 20140826 (Lab ID: 60176658005)
  - 2-Butanone (MEK)
- DP-62-SL (1.0 FT) - 20140826 (Lab ID: 60176658007)
  - 2-Butanone (MEK)
- DP-62-SL (24.5 FT) - 20140826 (Lab ID: 60176658008)
  - 2-Butanone (MEK)
- LCS (Lab ID: 93301)
  - 2-Butanone (MEK)
- MS (Lab ID: 93421)
  - 2-Butanone (MEK)
- MSD (Lab ID: 93422)
  - 2-Butanone (MEK)

This data package has been reviewed for quality and completeness and is approved for release.

This report shall not be reproduced, except in full,
without the written consent of Pace Analytical Services, Inc..

Pace Analytical Services, Inc.
9608 Loiret Blvd.
Lenexa, KS 66219
(913)599-5665

ANALYTICAL RESULTS

Project: Ft. Smith Soil
Pace Project No.: 60176658

Sample: DP-60-SL (1.0 FT) - 20140826 **Lab ID: 60176658001** Collected: 08/26/14 07:40 Received: 08/27/14 08:30 Matrix: Solid

Results reported on a "dry-weight" basis

Parameters	Results	Units	Report Limit	MDL	DF	Prepared	Analyzed	CAS No.	Qual
8260 MSV Soil Low Level	Analytical Method: EPA 8260								
Acetone	ND	ug/kg	17.8	8.9	1		08/28/14 08:48	67-64-1	
Benzene	ND	ug/kg	4.5	0.58	1		08/28/14 08:48	71-43-2	
Bromodichloromethane	ND	ug/kg	4.5	0.57	1		08/28/14 08:48	75-27-4	
Bromoform	ND	ug/kg	4.5	1.1	1		08/28/14 08:48	75-25-2	
Bromomethane	ND	ug/kg	4.5	0.84	1		08/28/14 08:48	74-83-9	
2-Butanone (MEK)	ND	ug/kg	8.9	1.4	1		08/28/14 08:48	78-93-3	N2
Carbon disulfide	ND	ug/kg	4.5	0.71	1		08/28/14 08:48	75-15-0	
Carbon tetrachloride	ND	ug/kg	4.5	0.69	1		08/28/14 08:48	56-23-5	
Chlorobenzene	ND	ug/kg	4.5	0.59	1		08/28/14 08:48	108-90-7	
Chloroethane	ND	ug/kg	4.5	0.85	1		08/28/14 08:48	75-00-3	
Chloroform	ND	ug/kg	4.5	0.57	1		08/28/14 08:48	67-66-3	
Chloromethane	ND	ug/kg	4.5	0.71	1		08/28/14 08:48	74-87-3	
Dibromochloromethane	ND	ug/kg	4.5	0.54	1		08/28/14 08:48	124-48-1	
1,1-Dichloroethane	ND	ug/kg	4.5	0.73	1		08/28/14 08:48	75-34-3	
1,2-Dichloroethane	ND	ug/kg	4.5	0.65	1		08/28/14 08:48	107-06-2	
1,1-Dichloroethene	ND	ug/kg	4.5	0.73	1		08/28/14 08:48	75-35-4	
cis-1,2-Dichloroethene	ND	ug/kg	4.5	1.2	1		08/28/14 08:48	156-59-2	
trans-1,2-Dichloroethene	ND	ug/kg	4.5	0.62	1		08/28/14 08:48	156-60-5	
1,2-Dichloropropane	ND	ug/kg	4.5	0.45	1		08/28/14 08:48	78-87-5	
cis-1,3-Dichloropropene	ND	ug/kg	4.5	0.50	1		08/28/14 08:48	10061-01-5	
trans-1,3-Dichloropropene	ND	ug/kg	4.5	0.50	1		08/28/14 08:48	10061-02-6	
Ethylbenzene	ND	ug/kg	4.5	0.53	1		08/28/14 08:48	100-41-4	
2-Hexanone	ND	ug/kg	17.8	1.3	1		08/28/14 08:48	591-78-6	
Methylene Chloride	ND	ug/kg	4.5	2.7	1		08/28/14 08:48	75-09-2	
4-Methyl-2-pentanone (MIBK)	ND	ug/kg	8.9	1.1	1		08/28/14 08:48	108-10-1	
Styrene	ND	ug/kg	4.5	2.7	1		08/28/14 08:48	100-42-5	
1,1,2,2-Tetrachloroethane	ND	ug/kg	4.5	0.72	1		08/28/14 08:48	79-34-5	
Tetrachloroethene	ND	ug/kg	4.5	0.63	1		08/28/14 08:48	127-18-4	
Toluene	ND	ug/kg	4.5	4.5	1		08/28/14 08:48	108-88-3	
1,1,1-Trichloroethane	ND	ug/kg	4.5	0.67	1		08/28/14 08:48	71-55-6	
1,1,2-Trichloroethane	ND	ug/kg	4.5	0.65	1		08/28/14 08:48	79-00-5	
Trichloroethene	ND	ug/kg	4.5	0.69	1		08/28/14 08:48	79-01-6	
Vinyl chloride	ND	ug/kg	4.5	0.75	1		08/28/14 08:48	75-01-4	
Xylene (Total)	ND	ug/kg	4.5	1.7	1		08/28/14 08:48	1330-20-7	
Surrogates									
Toluene-d8 (S)	97	%.	70-130		1		08/28/14 08:48	2037-26-5	
4-Bromofluorobenzene (S)	98	%.	70-130		1		08/28/14 08:48	460-00-4	
1,2-Dichloroethane-d4 (S)	106	%.	70-130		1		08/28/14 08:48	17060-07-0	
Percent Moisture	Analytical Method: ASTM D2974								
Percent Moisture	**13.0**	%	0.50	0.50	1		08/27/14 00:00		

REPORT OF LABORATORY ANALYSIS

This report shall not be reproduced, except in full,
without the written consent of Pace Analytical Services, Inc..

Pace Analytical Services, Inc.
9608 Loiret Blvd.
Lenexa, KS 66219
(913)599-5665

ANALYTICAL RESULTS

Project: Ft. Smith Soil
Pace Project No.: 60176658

Sample: DP-60-SL (11.0 FT) - 20140826 **Lab ID: 60176658002** Collected: 08/26/14 07:55 Received: 08/27/14 08:30 Matrix: Solid

Results reported on a "dry-weight" basis

Parameters	Results	Units	Report Limit	MDL	DF	Prepared	Analyzed	CAS No.	Qual
8260 MSV Soil Low Level	Analytical Method: EPA 8260								
Acetone	ND	ug/kg	17.4	8.7	1		08/28/14 09:12	67-64-1	
Benzene	ND	ug/kg	4.4	0.57	1		08/28/14 09:12	71-43-2	
Bromodichloromethane	ND	ug/kg	4.4	0.56	1		08/28/14 09:12	75-27-4	
Bromoform	ND	ug/kg	4.4	1.1	1		08/28/14 09:12	75-25-2	
Bromomethane	ND	ug/kg	4.4	0.82	1		08/28/14 09:12	74-83-9	
2-Butanone (MEK)	ND	ug/kg	8.7	1.4	1		08/28/14 09:12	78-93-3	N2
Carbon disulfide	ND	ug/kg	4.4	0.70	1		08/28/14 09:12	75-15-0	
Carbon tetrachloride	ND	ug/kg	4.4	0.68	1		08/28/14 09:12	56-23-5	
Chlorobenzene	ND	ug/kg	4.4	0.57	1		08/28/14 09:12	108-90-7	
Chloroethane	ND	ug/kg	4.4	0.83	1		08/28/14 09:12	75-00-3	
Chloroform	ND	ug/kg	4.4	0.56	1		08/28/14 09:12	67-66-3	
Chloromethane	ND	ug/kg	4.4	0.70	1		08/28/14 09:12	74-87-3	
Dibromochloromethane	ND	ug/kg	4.4	0.53	1		08/28/14 09:12	124-48-1	
1,1-Dichloroethane	ND	ug/kg	4.4	0.71	1		08/28/14 09:12	75-34-3	
1,2-Dichloroethane	ND	ug/kg	4.4	0.64	1		08/28/14 09:12	107-06-2	
1,1-Dichloroethene	ND	ug/kg	4.4	0.71	1		08/28/14 09:12	75-35-4	
cis-1,2-Dichloroethene	ND	ug/kg	4.4	1.1	1		08/28/14 09:12	156-59-2	
trans-1,2-Dichloroethene	ND	ug/kg	4.4	0.61	1		08/28/14 09:12	156-60-5	
1,2-Dichloropropane	ND	ug/kg	4.4	0.44	1		08/28/14 09:12	78-87-5	
cis-1,3-Dichloropropene	ND	ug/kg	4.4	0.49	1		08/28/14 09:12	10061-01-5	
trans-1,3-Dichloropropene	ND	ug/kg	4.4	0.49	1		08/28/14 09:12	10061-02-6	
Ethylbenzene	ND	ug/kg	4.4	0.52	1		08/28/14 09:12	100-41-4	
2-Hexanone	ND	ug/kg	17.4	1.3	1		08/28/14 09:12	591-78-6	
Methylene Chloride	ND	ug/kg	4.4	2.6	1		08/28/14 09:12	75-09-2	
4-Methyl-2-pentanone (MIBK)	ND	ug/kg	8.7	1.1	1		08/28/14 09:12	108-10-1	
Styrene	ND	ug/kg	4.4	2.6	1		08/28/14 09:12	100-42-5	
1,1,2,2-Tetrachloroethane	ND	ug/kg	4.4	0.71	1		08/28/14 09:12	79-34-5	
Tetrachloroethene	ND	ug/kg	4.4	0.62	1		08/28/14 09:12	127-18-4	
Toluene	ND	ug/kg	4.4	4.4	1		08/28/14 09:12	108-88-3	
1,1,1-Trichloroethane	ND	ug/kg	4.4	0.65	1		08/28/14 09:12	71-55-6	
1,1,2-Trichloroethane	ND	ug/kg	4.4	0.64	1		08/28/14 09:12	79-00-5	
Trichloroethene	ND	ug/kg	4.4	0.68	1		08/28/14 09:12	79-01-6	
Vinyl chloride	ND	ug/kg	4.4	0.73	1		08/28/14 09:12	75-01-4	
Xylene (Total)	ND	ug/kg	4.4	1.7	1		08/28/14 09:12	1330-20-7	
Surrogates									
Toluene-d8 (S)	97	%.	70-130		1		08/28/14 09:12	2037-26-5	
4-Bromofluorobenzene (S)	99	%.	70-130		1		08/28/14 09:12	460-00-4	
1,2-Dichloroethane-d4 (S)	116	%.	70-130		1		08/28/14 09:12	17060-07-0	
Percent Moisture	Analytical Method: ASTM D2974								
Percent Moisture	**18.6**	%	0.50	0.50	1		08/27/14 00:00		

This report shall not be reproduced, except in full,
without the written consent of Pace Analytical Services, Inc..

Pace Analytical Services, Inc.
9608 Loiret Blvd.
Lenexa, KS 66219
(913)599-5665

ANALYTICAL RESULTS

Project: Ft. Smith Soil
Pace Project No.: 60176658

Sample: DP-60-SL (26.0 FT) - 20140826 **Lab ID: 60176658003** Collected: 08/26/14 08:25 Received: 08/27/14 08:30 Matrix: Solid

Results reported on a "dry-weight" basis

Parameters	Results	Units	Report Limit	MDL	DF	Prepared	Analyzed	CAS No.	Qual
8260 MSV Soil Low Level	Analytical Method: EPA 8260								
Acetone	ND	ug/kg	17.2	8.6	1		08/28/14 09:37	67-64-1	
Benzene	ND	ug/kg	4.3	0.56	1		08/28/14 09:37	71-43-2	
Bromodichloromethane	ND	ug/kg	4.3	0.55	1		08/28/14 09:37	75-27-4	
Bromoform	ND	ug/kg	4.3	1.1	1		08/28/14 09:37	75-25-2	
Bromomethane	ND	ug/kg	4.3	0.81	1		08/28/14 09:37	74-83-9	
2-Butanone (MEK)	ND	ug/kg	8.6	1.4	1		08/28/14 09:37	78-93-3	N2
Carbon disulfide	ND	ug/kg	4.3	0.69	1		08/28/14 09:37	75-15-0	
Carbon tetrachloride	ND	ug/kg	4.3	0.67	1		08/28/14 09:37	56-23-5	
Chlorobenzene	ND	ug/kg	4.3	0.57	1		08/28/14 09:37	108-90-7	
Chloroethane	ND	ug/kg	4.3	0.82	1		08/28/14 09:37	75-00-3	
Chloroform	ND	ug/kg	4.3	0.55	1		08/28/14 09:37	67-66-3	
Chloromethane	ND	ug/kg	4.3	0.69	1		08/28/14 09:37	74-87-3	
Dibromochloromethane	ND	ug/kg	4.3	0.52	1		08/28/14 09:37	124-48-1	
1,1-Dichloroethane	ND	ug/kg	4.3	0.70	1		08/28/14 09:37	75-34-3	
1,2-Dichloroethane	ND	ug/kg	4.3	0.63	1		08/28/14 09:37	107-06-2	
1,1-Dichloroethene	ND	ug/kg	4.3	0.70	1		08/28/14 09:37	75-35-4	
cis-1,2-Dichloroethene	ND	ug/kg	4.3	1.1	1		08/28/14 09:37	156-59-2	
trans-1,2-Dichloroethene	ND	ug/kg	4.3	0.60	1		08/28/14 09:37	156-60-5	
1,2-Dichloropropane	ND	ug/kg	4.3	0.43	1		08/28/14 09:37	78-87-5	
cis-1,3-Dichloropropene	ND	ug/kg	4.3	0.48	1		08/28/14 09:37	10061-01-5	
trans-1,3-Dichloropropene	ND	ug/kg	4.3	0.48	1		08/28/14 09:37	10061-02-6	
Ethylbenzene	ND	ug/kg	4.3	0.52	1		08/28/14 09:37	100-41-4	
2-Hexanone	ND	ug/kg	17.2	1.3	1		08/28/14 09:37	591-78-6	
Methylene Chloride	ND	ug/kg	4.3	2.6	1		08/28/14 09:37	75-09-2	
4-Methyl-2-pentanone (MIBK)	ND	ug/kg	8.6	1.1	1		08/28/14 09:37	108-10-1	
Styrene	ND	ug/kg	4.3	2.6	1		08/28/14 09:37	100-42-5	
1,1,2,2-Tetrachloroethane	ND	ug/kg	4.3	0.70	1		08/28/14 09:37	79-34-5	
Tetrachloroethene	ND	ug/kg	4.3	0.61	1		08/28/14 09:37	127-18-4	
Toluene	ND	ug/kg	4.3	4.3	1		08/28/14 09:37	108-88-3	
1,1,1-Trichloroethane	ND	ug/kg	4.3	0.64	1		08/28/14 09:37	71-55-6	
1,1,2-Trichloroethane	ND	ug/kg	4.3	0.63	1		08/28/14 09:37	79-00-5	
Trichloroethene	ND	ug/kg	4.3	0.67	1		08/28/14 09:37	79-01-6	
Vinyl chloride	ND	ug/kg	4.3	0.72	1		08/28/14 09:37	75-01-4	
Xylene (Total)	ND	ug/kg	4.3	1.7	1		08/28/14 09:37	1330-20-7	
Surrogates									
Toluene-d8 (S)	97	%.	70-130		1		08/28/14 09:37	2037-26-5	
4-Bromofluorobenzene (S)	98	%.	70-130		1		08/28/14 09:37	460-00-4	
1,2-Dichloroethane-d4 (S)	112	%.	70-130		1		08/28/14 09:37	17060-07-0	
Percent Moisture	Analytical Method: ASTM D2974								
Percent Moisture	**13.5**	%	0.50	0.50	1		08/27/14 00:00		

This report shall not be reproduced, except in full,
without the written consent of Pace Analytical Services, Inc..

Pace Analytical Services, Inc.
9608 Loiret Blvd.
Lenexa, KS 66219
(913)599-5665

ANALYTICAL RESULTS

Project: Ft. Smith Soil
Pace Project No.: 60176658

Sample: DP-61-SL (1.0 FT) - 20140826 **Lab ID: 60176658004** Collected: 08/26/14 09:25 Received: 08/27/14 08:30 Matrix: Solid

Results reported on a "dry-weight" basis

Parameters	Results	Units	Report Limit	MDL	DF	Prepared	Analyzed	CAS No.	Qual
8260 MSV Soil Low Level	Analytical Method: EPA 8260								
Acetone	ND	ug/kg	17.1	8.6	1		08/28/14 10:01	67-64-1	
Benzene	ND	ug/kg	4.3	0.56	1		08/28/14 10:01	71-43-2	
Bromodichloromethane	ND	ug/kg	4.3	0.55	1		08/28/14 10:01	75-27-4	
Bromoform	ND	ug/kg	4.3	1.1	1		08/28/14 10:01	75-25-2	
Bromomethane	ND	ug/kg	4.3	0.80	1		08/28/14 10:01	74-83-9	
2-Butanone (MEK)	ND	ug/kg	8.6	1.4	1		08/28/14 10:01	78-93-3	N2
Carbon disulfide	ND	ug/kg	4.3	0.68	1		08/28/14 10:01	75-15-0	
Carbon tetrachloride	ND	ug/kg	4.3	0.67	1		08/28/14 10:01	56-23-5	
Chlorobenzene	ND	ug/kg	4.3	0.56	1		08/28/14 10:01	108-90-7	
Chloroethane	ND	ug/kg	4.3	0.81	1		08/28/14 10:01	75-00-3	
Chloroform	ND	ug/kg	4.3	0.55	1		08/28/14 10:01	67-66-3	
Chloromethane	ND	ug/kg	4.3	0.68	1		08/28/14 10:01	74-87-3	
Dibromochloromethane	ND	ug/kg	4.3	0.52	1		08/28/14 10:01	124-48-1	
1,1-Dichloroethane	ND	ug/kg	4.3	0.70	1		08/28/14 10:01	75-34-3	
1,2-Dichloroethane	ND	ug/kg	4.3	0.62	1		08/28/14 10:01	107-06-2	
1,1-Dichloroethene	ND	ug/kg	4.3	0.70	1		08/28/14 10:01	75-35-4	
cis-1,2-Dichloroethene	ND	ug/kg	4.3	1.1	1		08/28/14 10:01	156-59-2	
trans-1,2-Dichloroethene	ND	ug/kg	4.3	0.60	1		08/28/14 10:01	156-60-5	
1,2-Dichloropropane	ND	ug/kg	4.3	0.43	1		08/28/14 10:01	78-87-5	
cis-1,3-Dichloropropene	ND	ug/kg	4.3	0.48	1		08/28/14 10:01	10061-01-5	
trans-1,3-Dichloropropene	ND	ug/kg	4.3	0.48	1		08/28/14 10:01	10061-02-6	
Ethylbenzene	ND	ug/kg	4.3	0.51	1		08/28/14 10:01	100-41-4	
2-Hexanone	ND	ug/kg	17.1	1.3	1		08/28/14 10:01	591-78-6	
Methylene Chloride	ND	ug/kg	4.3	2.6	1		08/28/14 10:01	75-09-2	
4-Methyl-2-pentanone (MIBK)	ND	ug/kg	8.6	1.1	1		08/28/14 10:01	108-10-1	
Styrene	ND	ug/kg	4.3	2.6	1		08/28/14 10:01	100-42-5	
1,1,2,2-Tetrachloroethane	ND	ug/kg	4.3	0.69	1		08/28/14 10:01	79-34-5	
Tetrachloroethene	ND	ug/kg	4.3	0.61	1		08/28/14 10:01	127-18-4	
Toluene	ND	ug/kg	4.3	4.3	1		08/28/14 10:01	108-88-3	
1,1,1-Trichloroethane	ND	ug/kg	4.3	0.64	1		08/28/14 10:01	71-55-6	
1,1,2-Trichloroethane	ND	ug/kg	4.3	0.62	1		08/28/14 10:01	79-00-5	
Trichloroethene	ND	ug/kg	4.3	0.67	1		08/28/14 10:01	79-01-6	
Vinyl chloride	ND	ug/kg	4.3	0.72	1		08/28/14 10:01	75-01-4	
Xylene (Total)	ND	ug/kg	4.3	1.7	1		08/28/14 10:01	1330-20-7	
Surrogates									
Toluene-d8 (S)	97	%.	70-130		1		08/28/14 10:01	2037-26-5	
4-Bromofluorobenzene (S)	97	%.	70-130		1		08/28/14 10:01	460-00-4	
1,2-Dichloroethane-d4 (S)	112	%.	70-130		1		08/28/14 10:01	17060-07-0	
Percent Moisture	Analytical Method: ASTM D2974								
Percent Moisture	**11.5**	%	0.50	0.50	1		08/27/14 00:00		

REPORT OF LABORATORY ANALYSIS

This report shall not be reproduced, except in full,
without the written consent of Pace Analytical Services, Inc..

Pace Analytical Services, Inc.
9608 Loiret Blvd.
Lenexa, KS 66219
(913)599-5665

ANALYTICAL RESULTS

Project: Ft. Smith Soil
Pace Project No.: 60176658

Sample: DP-61-SL (4.0 FT) - 20140826 **Lab ID: 60176658005** Collected: 08/26/14 09:30 Received: 08/27/14 08:30 Matrix: Solid

Results reported on a "dry-weight" basis

Parameters	Results	Units	Report Limit	MDL	DF	Prepared	Analyzed	CAS No.	Qual
8260 MSV Soil Low Level	Analytical Method: EPA 8260								
Acetone	ND	ug/kg	18.3	9.1	1		08/28/14 10:25	67-64-1	
Benzene	ND	ug/kg	4.6	0.59	1		08/28/14 10:25	71-43-2	
Bromodichloromethane	ND	ug/kg	4.6	0.59	1		08/28/14 10:25	75-27-4	
Bromoform	ND	ug/kg	4.6	1.1	1		08/28/14 10:25	75-25-2	
Bromomethane	ND	ug/kg	4.6	0.86	1		08/28/14 10:25	74-83-9	
2-Butanone (MEK)	ND	ug/kg	9.1	1.5	1		08/28/14 10:25	78-93-3	N2
Carbon disulfide	ND	ug/kg	4.6	0.73	1		08/28/14 10:25	75-15-0	
Carbon tetrachloride	ND	ug/kg	4.6	0.71	1		08/28/14 10:25	56-23-5	
Chlorobenzene	ND	ug/kg	4.6	0.60	1		08/28/14 10:25	108-90-7	
Chloroethane	ND	ug/kg	4.6	0.87	1		08/28/14 10:25	75-00-3	
Chloroform	ND	ug/kg	4.6	0.59	1		08/28/14 10:25	67-66-3	
Chloromethane	ND	ug/kg	4.6	0.73	1		08/28/14 10:25	74-87-3	
Dibromochloromethane	ND	ug/kg	4.6	0.56	1		08/28/14 10:25	124-48-1	
1,1-Dichloroethane	ND	ug/kg	4.6	0.75	1		08/28/14 10:25	75-34-3	
1,2-Dichloroethane	ND	ug/kg	4.6	0.67	1		08/28/14 10:25	107-06-2	
1,1-Dichloroethene	ND	ug/kg	4.6	0.75	1		08/28/14 10:25	75-35-4	
cis-1,2-Dichloroethene	ND	ug/kg	4.6	1.2	1		08/28/14 10:25	156-59-2	
trans-1,2-Dichloroethene	ND	ug/kg	4.6	0.64	1		08/28/14 10:25	156-60-5	
1,2-Dichloropropane	ND	ug/kg	4.6	0.46	1		08/28/14 10:25	78-87-5	
cis-1,3-Dichloropropene	ND	ug/kg	4.6	0.51	1		08/28/14 10:25	10061-01-5	
trans-1,3-Dichloropropene	ND	ug/kg	4.6	0.51	1		08/28/14 10:25	10061-02-6	
Ethylbenzene	ND	ug/kg	4.6	0.55	1		08/28/14 10:25	100-41-4	
2-Hexanone	ND	ug/kg	18.3	1.4	1		08/28/14 10:25	591-78-6	
Methylene Chloride	ND	ug/kg	4.6	2.7	1		08/28/14 10:25	75-09-2	
4-Methyl-2-pentanone (MIBK)	ND	ug/kg	9.1	1.2	1		08/28/14 10:25	108-10-1	
Styrene	ND	ug/kg	4.6	2.7	1		08/28/14 10:25	100-42-5	
1,1,2,2-Tetrachloroethane	ND	ug/kg	4.6	0.74	1		08/28/14 10:25	79-34-5	
Tetrachloroethene	ND	ug/kg	4.6	0.65	1		08/28/14 10:25	127-18-4	
Toluene	ND	ug/kg	4.6	4.6	1		08/28/14 10:25	108-88-3	
1,1,1-Trichloroethane	ND	ug/kg	4.6	0.69	1		08/28/14 10:25	71-55-6	
1,1,2-Trichloroethane	ND	ug/kg	4.6	0.67	1		08/28/14 10:25	79-00-5	
Trichloroethene	ND	ug/kg	4.6	0.71	1		08/28/14 10:25	79-01-6	
Vinyl chloride	ND	ug/kg	4.6	0.77	1		08/28/14 10:25	75-01-4	
Xylene (Total)	ND	ug/kg	4.6	1.8	1		08/28/14 10:25	1330-20-7	
Surrogates									
Toluene-d8 (S)	102	%.	70-130		1		08/28/14 10:25	2037-26-5	
4-Bromofluorobenzene (S)	105	%.	70-130		1		08/28/14 10:25	460-00-4	
1,2-Dichloroethane-d4 (S)	110	%.	70-130		1		08/28/14 10:25	17060-07-0	
Percent Moisture	Analytical Method: ASTM D2974								
Percent Moisture	**11.4**	%	0.50	0.50	1		08/27/14 00:00		

This report shall not be reproduced, except in full,
without the written consent of Pace Analytical Services, Inc..

Pace Analytical Services, Inc.
9608 Loiret Blvd.
Lenexa, KS 66219
(913)599-5665

ANALYTICAL RESULTS

Project: Ft. Smith Soil
Pace Project No.: 60176658

Sample: DP-61-SL (23.0 FT) - 20140826 **Lab ID: 60176658006** Collected: 08/26/14 10:20 Received: 08/27/14 08:30 Matrix: Solid

Results reported on a "dry-weight" basis

Parameters	Results	Units	Report Limit	MDL	DF	Prepared	Analyzed	CAS No.	Qual
8260 MSV Soil Low Level	Analytical Method: EPA 8260								
Acetone	ND	ug/kg	16.6	8.3	1		08/28/14 10:50	67-64-1	
Benzene	ND	ug/kg	4.1	0.54	1		08/28/14 10:50	71-43-2	
Bromodichloromethane	ND	ug/kg	4.1	0.53	1		08/28/14 10:50	75-27-4	
Bromoform	ND	ug/kg	4.1	1.0	1		08/28/14 10:50	75-25-2	
Bromomethane	ND	ug/kg	4.1	0.78	1		08/28/14 10:50	74-83-9	
2-Butanone (MEK)	ND	ug/kg	8.3	1.3	1		08/28/14 10:50	78-93-3	N2
Carbon disulfide	ND	ug/kg	4.1	0.66	1		08/28/14 10:50	75-15-0	
Carbon tetrachloride	ND	ug/kg	4.1	0.65	1		08/28/14 10:50	56-23-5	
Chlorobenzene	ND	ug/kg	4.1	0.55	1		08/28/14 10:50	108-90-7	
Chloroethane	ND	ug/kg	4.1	0.79	1		08/28/14 10:50	75-00-3	
Chloroform	ND	ug/kg	4.1	0.53	1		08/28/14 10:50	67-66-3	
Chloromethane	ND	ug/kg	4.1	0.66	1		08/28/14 10:50	74-87-3	
Dibromochloromethane	ND	ug/kg	4.1	0.50	1		08/28/14 10:50	124-48-1	
1,1-Dichloroethane	ND	ug/kg	4.1	0.68	1		08/28/14 10:50	75-34-3	
1,2-Dichloroethane	ND	ug/kg	4.1	0.60	1		08/28/14 10:50	107-06-2	
1,1-Dichloroethene	ND	ug/kg	4.1	0.68	1		08/28/14 10:50	75-35-4	
cis-1,2-Dichloroethene	ND	ug/kg	4.1	1.1	1		08/28/14 10:50	156-59-2	
trans-1,2-Dichloroethene	ND	ug/kg	4.1	0.58	1		08/28/14 10:50	156-60-5	
1,2-Dichloropropane	ND	ug/kg	4.1	0.41	1		08/28/14 10:50	78-87-5	
cis-1,3-Dichloropropene	ND	ug/kg	4.1	0.46	1		08/28/14 10:50	10061-01-5	
trans-1,3-Dichloropropene	ND	ug/kg	4.1	0.46	1		08/28/14 10:50	10061-02-6	
Ethylbenzene	ND	ug/kg	4.1	0.50	1		08/28/14 10:50	100-41-4	
2-Hexanone	ND	ug/kg	16.6	1.2	1		08/28/14 10:50	591-78-6	
Methylene Chloride	ND	ug/kg	4.1	2.5	1		08/28/14 10:50	75-09-2	
4-Methyl-2-pentanone (MIBK)	ND	ug/kg	8.3	1.1	1		08/28/14 10:50	108-10-1	
Styrene	ND	ug/kg	4.1	2.5	1		08/28/14 10:50	100-42-5	
1,1,2,2-Tetrachloroethane	ND	ug/kg	4.1	0.67	1		08/28/14 10:50	79-34-5	
Tetrachloroethene	ND	ug/kg	4.1	0.59	1		08/28/14 10:50	127-18-4	
Toluene	ND	ug/kg	4.1	4.1	1		08/28/14 10:50	108-88-3	
1,1,1-Trichloroethane	ND	ug/kg	4.1	0.62	1		08/28/14 10:50	71-55-6	
1,1,2-Trichloroethane	ND	ug/kg	4.1	0.60	1		08/28/14 10:50	79-00-5	
Trichloroethene	ND	ug/kg	4.1	0.65	1		08/28/14 10:50	79-01-6	
Vinyl chloride	ND	ug/kg	4.1	0.70	1		08/28/14 10:50	75-01-4	
Xylene (Total)	ND	ug/kg	4.1	1.6	1		08/28/14 10:50	1330-20-7	
Surrogates									
Toluene-d8 (S)	96	%.	70-130		1		08/28/14 10:50	2037-26-5	
4-Bromofluorobenzene (S)	95	%.	70-130		1		08/28/14 10:50	460-00-4	
1,2-Dichloroethane-d4 (S)	115	%.	70-130		1		08/28/14 10:50	17060-07-0	
Percent Moisture	Analytical Method: ASTM D2974								
Percent Moisture	**13.2**	%	0.50	0.50	1		08/27/14 00:00		

REPORT OF LABORATORY ANALYSIS

This report shall not be reproduced, except in full,
without the written consent of Pace Analytical Services, Inc..

Pace Analytical Services, Inc.
9608 Loiret Blvd.
Lenexa, KS 66219
(913)599-5665

ANALYTICAL RESULTS

Project: Ft. Smith Soil
Pace Project No.: 60176658

Sample: DP-62-SL (1.0 FT) - 20140826 **Lab ID: 60176658007** Collected: 08/26/14 14:40 Received: 08/27/14 08:30 Matrix: Solid

Results reported on a "dry-weight" basis

Parameters	Results	Units	Report Limit	MDL	DF	Prepared	Analyzed	CAS No.	Qual
8260 MSV Soil Low Level	Analytical Method: EPA 8260								
Acetone	ND	ug/kg	19.2	9.6	1		08/28/14 11:14	67-64-1	
Benzene	ND	ug/kg	4.8	0.62	1		08/28/14 11:14	71-43-2	
Bromodichloromethane	ND	ug/kg	4.8	0.61	1		08/28/14 11:14	75-27-4	
Bromoform	ND	ug/kg	4.8	1.2	1		08/28/14 11:14	75-25-2	
Bromomethane	ND	ug/kg	4.8	0.90	1		08/28/14 11:14	74-83-9	
2-Butanone (MEK)	ND	ug/kg	9.6	1.5	1		08/28/14 11:14	78-93-3	N2
Carbon disulfide	ND	ug/kg	4.8	0.77	1		08/28/14 11:14	75-15-0	
Carbon tetrachloride	ND	ug/kg	4.8	0.75	1		08/28/14 11:14	56-23-5	
Chlorobenzene	ND	ug/kg	4.8	0.63	1		08/28/14 11:14	108-90-7	
Chloroethane	ND	ug/kg	4.8	0.91	1		08/28/14 11:14	75-00-3	
Chloroform	ND	ug/kg	4.8	0.61	1		08/28/14 11:14	67-66-3	
Chloromethane	ND	ug/kg	4.8	0.77	1		08/28/14 11:14	74-87-3	
Dibromochloromethane	ND	ug/kg	4.8	0.59	1		08/28/14 11:14	124-48-1	
1,1-Dichloroethane	ND	ug/kg	4.8	0.79	1		08/28/14 11:14	75-34-3	
1,2-Dichloroethane	ND	ug/kg	4.8	0.70	1		08/28/14 11:14	107-06-2	
1,1-Dichloroethene	ND	ug/kg	4.8	0.79	1		08/28/14 11:14	75-35-4	
cis-1,2-Dichloroethene	ND	ug/kg	4.8	1.3	1		08/28/14 11:14	156-59-2	
trans-1,2-Dichloroethene	ND	ug/kg	4.8	0.67	1		08/28/14 11:14	156-60-5	
1,2-Dichloropropane	ND	ug/kg	4.8	0.48	1		08/28/14 11:14	78-87-5	
cis-1,3-Dichloropropene	ND	ug/kg	4.8	0.54	1		08/28/14 11:14	10061-01-5	
trans-1,3-Dichloropropene	ND	ug/kg	4.8	0.54	1		08/28/14 11:14	10061-02-6	
Ethylbenzene	ND	ug/kg	4.8	0.58	1		08/28/14 11:14	100-41-4	
2-Hexanone	ND	ug/kg	19.2	1.4	1		08/28/14 11:14	591-78-6	
Methylene Chloride	ND	ug/kg	4.8	2.9	1		08/28/14 11:14	75-09-2	
4-Methyl-2-pentanone (MIBK)	ND	ug/kg	9.6	1.2	1		08/28/14 11:14	108-10-1	
Styrene	ND	ug/kg	4.8	2.9	1		08/28/14 11:14	100-42-5	
1,1,2,2-Tetrachloroethane	ND	ug/kg	4.8	0.78	1		08/28/14 11:14	79-34-5	
Tetrachloroethene	ND	ug/kg	4.8	0.68	1		08/28/14 11:14	127-18-4	
Toluene	ND	ug/kg	4.8	4.8	1		08/28/14 11:14	108-88-3	
1,1,1-Trichloroethane	ND	ug/kg	4.8	0.72	1		08/28/14 11:14	71-55-6	
1,1,2-Trichloroethane	ND	ug/kg	4.8	0.70	1		08/28/14 11:14	79-00-5	
Trichloroethene	ND	ug/kg	4.8	0.75	1		08/28/14 11:14	79-01-6	
Vinyl chloride	ND	ug/kg	4.8	0.81	1		08/28/14 11:14	75-01-4	
Xylene (Total)	ND	ug/kg	4.8	1.9	1		08/28/14 11:14	1330-20-7	
Surrogates									
Toluene-d8 (S)	96	%.	70-130		1		08/28/14 11:14	2037-26-5	
4-Bromofluorobenzene (S)	99	%.	70-130		1		08/28/14 11:14	460-00-4	
1,2-Dichloroethane-d4 (S)	111	%.	70-130		1		08/28/14 11:14	17060-07-0	
Percent Moisture	Analytical Method: ASTM D2974								
Percent Moisture	**4.5**	%	0.50	0.50	1		08/27/14 00:00		

This report shall not be reproduced, except in full,
without the written consent of Pace Analytical Services, Inc..

Pace Analytical Services, Inc.
9608 Loiret Blvd.
Lenexa, KS 66219
(913)599-5665

ANALYTICAL RESULTS

Project: Ft. Smith Soil
Pace Project No.: 60176658

Sample: DP-62-SL (24.5 FT) - 20140826 **Lab ID: 60176658008** Collected: 08/26/14 15:10 Received: 08/27/14 08:30 Matrix: Solid

Results reported on a "dry-weight" basis

Parameters	Results	Units	Report Limit	MDL	DF	Prepared	Analyzed	CAS No.	Qual
8260 MSV Soil Low Level	Analytical Method: EPA 8260								
Acetone	ND	ug/kg	16.7	8.4	1		08/28/14 11:39	67-64-1	
Benzene	ND	ug/kg	4.2	0.54	1		08/28/14 11:39	71-43-2	
Bromodichloromethane	ND	ug/kg	4.2	0.54	1		08/28/14 11:39	75-27-4	
Bromoform	ND	ug/kg	4.2	1.0	1		08/28/14 11:39	75-25-2	
Bromomethane	ND	ug/kg	4.2	0.79	1		08/28/14 11:39	74-83-9	
2-Butanone (MEK)	ND	ug/kg	8.4	1.3	1		08/28/14 11:39	78-93-3	N2
Carbon disulfide	ND	ug/kg	4.2	0.67	1		08/28/14 11:39	75-15-0	
Carbon tetrachloride	ND	ug/kg	4.2	0.65	1		08/28/14 11:39	56-23-5	
Chlorobenzene	ND	ug/kg	4.2	0.55	1		08/28/14 11:39	108-90-7	
Chloroethane	ND	ug/kg	4.2	0.80	1		08/28/14 11:39	75-00-3	
Chloroform	ND	ug/kg	4.2	0.54	1		08/28/14 11:39	67-66-3	
Chloromethane	ND	ug/kg	4.2	0.67	1		08/28/14 11:39	74-87-3	
Dibromochloromethane	ND	ug/kg	4.2	0.51	1		08/28/14 11:39	124-48-1	
1,1-Dichloroethane	ND	ug/kg	4.2	0.69	1		08/28/14 11:39	75-34-3	
1,2-Dichloroethane	ND	ug/kg	4.2	0.61	1		08/28/14 11:39	107-06-2	
1,1-Dichloroethene	ND	ug/kg	4.2	0.69	1		08/28/14 11:39	75-35-4	
cis-1,2-Dichloroethene	ND	ug/kg	4.2	1.1	1		08/28/14 11:39	156-59-2	
trans-1,2-Dichloroethene	ND	ug/kg	4.2	0.59	1		08/28/14 11:39	156-60-5	
1,2-Dichloropropane	ND	ug/kg	4.2	0.42	1		08/28/14 11:39	78-87-5	
cis-1,3-Dichloropropene	ND	ug/kg	4.2	0.47	1		08/28/14 11:39	10061-01-5	
trans-1,3-Dichloropropene	ND	ug/kg	4.2	0.47	1		08/28/14 11:39	10061-02-6	
Ethylbenzene	ND	ug/kg	4.2	0.50	1		08/28/14 11:39	100-41-4	
2-Hexanone	ND	ug/kg	16.7	1.3	1		08/28/14 11:39	591-78-6	
Methylene Chloride	ND	ug/kg	4.2	2.5	1		08/28/14 11:39	75-09-2	
4-Methyl-2-pentanone (MIBK)	ND	ug/kg	8.4	1.1	1		08/28/14 11:39	108-10-1	
Styrene	ND	ug/kg	4.2	2.5	1		08/28/14 11:39	100-42-5	
1,1,2,2-Tetrachloroethane	ND	ug/kg	4.2	0.68	1		08/28/14 11:39	79-34-5	
Tetrachloroethene	ND	ug/kg	4.2	0.59	1		08/28/14 11:39	127-18-4	
Toluene	ND	ug/kg	4.2	4.2	1		08/28/14 11:39	108-88-3	
1,1,1-Trichloroethane	ND	ug/kg	4.2	0.63	1		08/28/14 11:39	71-55-6	
1,1,2-Trichloroethane	ND	ug/kg	4.2	0.61	1		08/28/14 11:39	79-00-5	
Trichloroethene	ND	ug/kg	4.2	0.65	1		08/28/14 11:39	79-01-6	
Vinyl chloride	ND	ug/kg	4.2	0.70	1		08/28/14 11:39	75-01-4	
Xylene (Total)	ND	ug/kg	4.2	1.6	1		08/28/14 11:39	1330-20-7	
Surrogates									
Toluene-d8 (S)	95	%.	70-130		1		08/28/14 11:39	2037-26-5	
4-Bromofluorobenzene (S)	97	%.	70-130		1		08/28/14 11:39	460-00-4	
1,2-Dichloroethane-d4 (S)	117	%.	70-130		1		08/28/14 11:39	17060-07-0	
Percent Moisture	Analytical Method: ASTM D2974								
Percent Moisture	**9.3**	%	0.50	0.50	1		08/27/14 00:00		

This report shall not be reproduced, except in full,
without the written consent of Pace Analytical Services, Inc..

Pace Analytical Services, Inc.
9608 Loiret Blvd.
Lenexa, KS 66219
(913)599-5665

QUALITY CONTROL DATA

Project: Ft. Smith Soil
Pace Project No.: 60176658

QC Batch: MSV/2384 Analysis Method: EPA 8260
QC Batch Method: EPA 8260 Analysis Description: 8260 MSV Soil Low Level
Associated Lab Samples: 60176658001, 60176658002, 60176658003, 60176658004, 60176658005, 60176658006, 60176658007, 60176658008

METHOD BLANK: 93300 Matrix: Solid
Associated Lab Samples: 60176658001, 60176658002, 60176658003, 60176658004, 60176658005, 60176658006, 60176658007, 60176658008

Parameter	Units	Blank Result	Reporting Limit	Analyzed	Qualifiers
1,1,1-Trichloroethane	ug/kg	ND	2.0	08/28/14 05:22	
1,1,2,2-Tetrachloroethane	ug/kg	ND	2.0	08/28/14 05:22	
1,1,2-Trichloroethane	ug/kg	ND	3.0	08/28/14 05:22	
1,1-Dichloroethane	ug/kg	ND	2.0	08/28/14 05:22	
1,1-Dichloroethene	ug/kg	ND	2.0	08/28/14 05:22	
1,2-Dichloroethane	ug/kg	ND	2.0	08/28/14 05:22	
1,2-Dichloropropane	ug/kg	ND	2.0	08/28/14 05:22	
2-Butanone (MEK)	ug/kg	ND	10.0	08/28/14 05:22	N2
2-Hexanone	ug/kg	ND	2.0	08/28/14 05:22	
4-Methyl-2-pentanone (MIBK)	ug/kg	ND	10.0	08/28/14 05:22	
Acetone	ug/kg	ND	10.0	08/28/14 05:22	
Benzene	ug/kg	ND	2.0	08/28/14 05:22	
Bromodichloromethane	ug/kg	ND	2.0	08/28/14 05:22	
Bromoform	ug/kg	ND	2.0	08/28/14 05:22	
Bromomethane	ug/kg	ND	2.0	08/28/14 05:22	
Carbon disulfide	ug/kg	ND	2.0	08/28/14 05:22	
Carbon tetrachloride	ug/kg	ND	2.0	08/28/14 05:22	
Chlorobenzene	ug/kg	ND	2.0	08/28/14 05:22	
Chloroethane	ug/kg	ND	2.0	08/28/14 05:22	
Chloroform	ug/kg	ND	2.0	08/28/14 05:22	
Chloromethane	ug/kg	ND	2.0	08/28/14 05:22	
cis-1,2-Dichloroethene	ug/kg	ND	2.0	08/28/14 05:22	
cis-1,3-Dichloropropene	ug/kg	ND	2.0	08/28/14 05:22	
Dibromochloromethane	ug/kg	ND	2.0	08/28/14 05:22	
Ethylbenzene	ug/kg	ND	2.0	08/28/14 05:22	
Methylene Chloride	ug/kg	ND	3.0	08/28/14 05:22	
Styrene	ug/kg	ND	3.0	08/28/14 05:22	
Tetrachloroethene	ug/kg	ND	2.0	08/28/14 05:22	
Toluene	ug/kg	ND	5.0	08/28/14 05:22	
trans-1,2-Dichloroethene	ug/kg	ND	2.0	08/28/14 05:22	
trans-1,3-Dichloropropene	ug/kg	ND	2.0	08/28/14 05:22	
Trichloroethene	ug/kg	ND	2.0	08/28/14 05:22	
Vinyl chloride	ug/kg	ND	2.0	08/28/14 05:22	
Xylene (Total)	ug/kg	ND	6.0	08/28/14 05:22	
1,2-Dichloroethane-d4 (S)	%.	97	70-130	08/28/14 05:22	
4-Bromofluorobenzene (S)	%.	99	70-130	08/28/14 05:22	
Toluene-d8 (S)	%.	99	70-130	08/28/14 05:22	

Results presented on this page are in the units indicated by the "Units" column except where an alternate unit is presented to the right of the result.

This report shall not be reproduced, except in full,
without the written consent of Pace Analytical Services, Inc..

Pace Analytical Services, Inc.
9608 Loiret Blvd.
Lenexa, KS 66219
(913)599-5665

QUALITY CONTROL DATA

Project: Ft. Smith Soil
Pace Project No.: 60176658

LABORATORY CONTROL SAMPLE: 93301

Parameter	Units	Spike Conc.	LCS Result	LCS % Rec	% Rec Limits	Qualifiers
1,1,1-Trichloroethane	ug/kg	50	48.4	97	70-130	
1,1,2,2-Tetrachloroethane	ug/kg	50	48.1	96	70-130	
1,1,2-Trichloroethane	ug/kg	50	47.3	95	70-130	
1,1-Dichloroethane	ug/kg	50	45.1	90	70-130	
1,1-Dichloroethene	ug/kg	50	50.4	101	70-130	
1,2-Dichloroethane	ug/kg	50	43.8	88	70-130	
1,2-Dichloropropane	ug/kg	50	46.0	92	70-130	
2-Butanone (MEK)	ug/kg	250	240	96	40-140	N2
2-Hexanone	ug/kg	250	247	99	40-140	
4-Methyl-2-pentanone (MIBK)	ug/kg	250	231	93	70-130	
Acetone	ug/kg	250	226	90	10-140	
Benzene	ug/kg	50	45.3	91	70-130	
Bromodichloromethane	ug/kg	50	45.7	91	70-130	
Bromoform	ug/kg	50	55.5	111	70-130	
Bromomethane	ug/kg	50	48.0	96	70-130	
Carbon disulfide	ug/kg	50	47.5	95	70-130	
Carbon tetrachloride	ug/kg	50	46.1	92	70-130	
Chlorobenzene	ug/kg	50	44.4	89	70-130	
Chloroethane	ug/kg	50	47.6	95	70-130	
Chloroform	ug/kg	50	44.1	88	70-130	
Chloromethane	ug/kg	50	47.2	94	70-130	
cis-1,2-Dichloroethene	ug/kg	50	46.2	92	70-130	
cis-1,3-Dichloropropene	ug/kg	50	44.7	89	70-130	
Dibromochloromethane	ug/kg	50	44.8	90	70-130	
Ethylbenzene	ug/kg	50	46.3	93	70-130	
Methylene Chloride	ug/kg	50	46.4	93	70-130	
Styrene	ug/kg	50	45.8	92	70-130	
Tetrachloroethene	ug/kg	50	44.1	88	70-130	
Toluene	ug/kg	50	43.3	87	70-130	
trans-1,2-Dichloroethene	ug/kg	50	46.7	93	70-130	
trans-1,3-Dichloropropene	ug/kg	50	46.1	92	70-130	
Trichloroethene	ug/kg	50	46.7	93	70-130	
Vinyl chloride	ug/kg	50	48.8	98	70-130	
Xylene (Total)	ug/kg	150	135	90	70-130	
1,2-Dichloroethane-d4 (S)	%.			101	70-130	
4-Bromofluorobenzene (S)	%.			100	70-130	
Toluene-d8 (S)	%.			99	70-130	

MATRIX SPIKE & MATRIX SPIKE DUPLICATE: 93421 93422

Parameter	Units	60176658001 Result	MS Spike Conc.	MSD Spike Conc.	MS Result	MSD Result	MS % Rec	MSD % Rec	% Rec Limits	RPD	Max RPD	Qual
1,1,1-Trichloroethane	ug/kg	ND	57.4	57.4	60.7	60.8	106	106	70-130	0	20	
1,1,2,2-Tetrachloroethane	ug/kg	ND	57.4	57.4	57.7	55.1	100	96	70-130	5	20	
1,1,2-Trichloroethane	ug/kg	ND	57.4	57.4	54.4	52.9	95	92	70-130	3	20	

Results presented on this page are in the units indicated by the "Units" column except where an alternate unit is presented to the right of the result.

REPORT OF LABORATORY ANALYSIS

This report shall not be reproduced, except in full,
without the written consent of Pace Analytical Services, Inc..

Pace Analytical Services, Inc.
9608 Loiret Blvd.
Lenexa, KS 66219
(913)599-5665

QUALITY CONTROL DATA

Project: Ft. Smith Soil
Pace Project No.: 60176658

MATRIX SPIKE & MATRIX SPIKE DUPLICATE: 93421 93422

Parameter	Units	60176658001 Result	MS Spike Conc.	MSD Spike Conc.	MS Result	MSD Result	MS % Rec	MSD % Rec	% Rec Limits	RPD	Max RPD	Qual
1,1-Dichloroethane	ug/kg	ND	57.4	57.4	56.4	55.9	98	97	70-130	1	20	
1,1-Dichloroethene	ug/kg	ND	57.4	57.4	59.5	58.6	104	102	70-130	2	20	
1,2-Dichloroethane	ug/kg	ND	57.4	57.4	51.6	50.3	90	88	70-130	3	20	
1,2-Dichloropropane	ug/kg	ND	57.4	57.4	55.7	54.4	97	95	70-130	2	20	
2-Butanone (MEK)	ug/kg	ND	287	287	242	235	84	82	40-140	3	20	N2
2-Hexanone	ug/kg	ND	287	287	240	240	84	83	40-140	0	20	
4-Methyl-2-pentanone (MIBK)	ug/kg	ND	287	287	251	246	87	86	70-130	2	20	
Acetone	ug/kg	ND	287	287	231	235	81	82	10-140	1	20	
Benzene	ug/kg	ND	57.4	57.4	55.3	55.1	96	96	70-130	0	20	
Bromodichloromethane	ug/kg	ND	57.4	57.4	53.2	54.0	93	94	70-130	2	20	
Bromoform	ug/kg	ND	57.4	57.4	56.7	57.3	99	100	70-130	1	20	
Bromomethane	ug/kg	ND	57.4	57.4	55.1	54.9	96	96	70-130	0	20	
Carbon disulfide	ug/kg	ND	57.4	57.4	54.6	54.5	95	95	70-130	0	20	
Carbon tetrachloride	ug/kg	ND	57.4	57.4	56.3	57.5	98	100	70-130	2	20	
Chlorobenzene	ug/kg	ND	57.4	57.4	51.6	52.2	90	91	70-130	1	20	
Chloroethane	ug/kg	ND	57.4	57.4	55.6	54.1	97	94	70-130	3	20	
Chloroform	ug/kg	ND	57.4	57.4	55.9	55.4	97	96	70-130	1	20	
Chloromethane	ug/kg	ND	57.4	57.4	50.6	48.8	88	85	70-130	4	20	
cis-1,2-Dichloroethene	ug/kg	ND	57.4	57.4	56.1	55.1	98	96	70-130	2	20	
cis-1,3-Dichloropropene	ug/kg	ND	57.4	57.4	50.7	51.7	88	90	70-130	2	20	
Dibromochloromethane	ug/kg	ND	57.4	57.4	50.5	51.0	88	89	70-130	1	20	
Ethylbenzene	ug/kg	ND	57.4	57.4	58.0	58.1	101	101	70-130	0	20	
Methylene Chloride	ug/kg	ND	57.4	57.4	59.9	50.8	104	88	70-130	17	20	
Styrene	ug/kg	ND	57.4	57.4	51.8	52.6	90	92	70-130	2	20	
Tetrachloroethene	ug/kg	ND	57.4	57.4	55.6	57.2	97	100	70-130	3	20	
Toluene	ug/kg	ND	57.4	57.4	54.5	54.9	95	96	70-130	1	20	
trans-1,2-Dichloroethene	ug/kg	ND	57.4	57.4	55.8	55.2	97	96	70-130	1	20	
trans-1,3-Dichloropropene	ug/kg	ND	57.4	57.4	47.7	48.7	83	85	70-130	2	20	
Trichloroethene	ug/kg	ND	57.4	57.4	53.4	54.0	93	94	70-130	1	20	
Vinyl chloride	ug/kg	ND	57.4	57.4	53.6	52.7	93	92	70-130	2	20	
Xylene (Total)	ug/kg	ND	172	172	169	170	98	99	70-130	1	20	
1,2-Dichloroethane-d4 (S)	%.						98	98	70-130			
4-Bromofluorobenzene (S)	%.						108	106	70-130			
Toluene-d8 (S)	%.						104	104	70-130			

Results presented on this page are in the units indicated by the "Units" column except where an alternate unit is presented to the right of the result.

This report shall not be reproduced, except in full,
without the written consent of Pace Analytical Services, Inc..

Pace Analytical Services, Inc.
9608 Loiret Blvd.
Lenexa, KS 66219
(913)599-5665

QUALITY CONTROL DATA

Project: Ft. Smith Soil
Pace Project No.: 60176658

QC Batch: PMST/9955 Analysis Method: ASTM D2974
QC Batch Method: ASTM D2974 Analysis Description: Dry Weight/Percent Moisture
Associated Lab Samples: 60176658001, 60176658002, 60176658003, 60176658004, 60176658005, 60176658006, 60176658007, 60176658008

METHOD BLANK: 1433553 Matrix: Solid
Associated Lab Samples: 60176658001, 60176658002, 60176658003, 60176658004, 60176658005, 60176658006, 60176658007, 60176658008

Parameter	Units	Blank Result	Reporting Limit	Analyzed	Qualifiers
Percent Moisture	%	ND	0.50	08/27/14 00:00	

SAMPLE DUPLICATE: 1433554

Parameter	Units	60176658001 Result	Dup Result	RPD	Max RPD	Qualifiers
Percent Moisture	%	13.0	13.1	1	20	

Results presented on this page are in the units indicated by the "Units" column except where an alternate unit is presented to the right of the result.

REPORT OF LABORATORY ANALYSIS

This report shall not be reproduced, except in full,
without the written consent of Pace Analytical Services, Inc..

Pace Analytical Services, Inc.
9608 Loiret Blvd.
Lenexa, KS 66219
(913)599-5665

QUALIFIERS

Project: Ft. Smith Soil
Pace Project No.: 60176658

DEFINITIONS

DF - Dilution Factor, if reported, represents the factor applied to the reported data due to changes in sample preparation, dilution of the sample aliquot, or moisture content.

ND - Not Detected at or above adjusted reporting limit.

J - Estimated concentration above the adjusted method detection limit and below the adjusted reporting limit.

MDL - Adjusted Method Detection Limit.

PQL - Practical Quantitation Limit.

RL - Reporting Limit.

S - Surrogate

1,2-Diphenylhydrazine (8270 listed analyte) decomposes to Azobenzene.

Consistent with EPA guidelines, unrounded data are displayed and have been used to calculate % recovery and RPD values.

LCS(D) - Laboratory Control Sample (Duplicate)

MS(D) - Matrix Spike (Duplicate)

DUP - Sample Duplicate

RPD - Relative Percent Difference

NC - Not Calculable.

SG - Silica Gel - Clean-Up

U - Indicates the compound was analyzed for, but not detected.

N-Nitrosodiphenylamine decomposes and cannot be separated from Diphenylamine using Method 8270. The result reported for each analyte is a combined concentration.

Pace Analytical is TNI accredited. Contact your Pace PM for the current list of accredited analytes.

TNI - The NELAC Institute.

LABORATORIES

PASI-D	Pace Analytical Services - Dallas
PASI-K	Pace Analytical Services - Kansas City

ANALYTE QUALIFIERS

N2	The lab does not hold TNI accreditation for this parameter.

This report shall not be reproduced, except in full,
without the written consent of Pace Analytical Services, Inc..

Pace Analytical Services, Inc.
9608 Loiret Blvd.
Lenexa, KS 66219
(913)599-5665

QUALITY CONTROL DATA CROSS REFERENCE TABLE

Project: Ft. Smith Soil
Pace Project No.: 60176658

Lab ID	Sample ID	QC Batch Method	QC Batch	Analytical Method	Analytical Batch
60176658001	**DP-60-SL (1.0 FT) - 20140826**	EPA 8260	MSV/2384		
60176658002	**DP-60-SL (11.0 FT) - 20140826**	EPA 8260	MSV/2384		
60176658003	**DP-60-SL (26.0 FT) - 20140826**	EPA 8260	MSV/2384		
60176658004	**DP-61-SL (1.0 FT) - 20140826**	EPA 8260	MSV/2384		
60176658005	**DP-61-SL (4.0 FT) - 20140826**	EPA 8260	MSV/2384		
60176658006	**DP-61-SL (23.0 FT) - 20140826**	EPA 8260	MSV/2384		
60176658007	**DP-62-SL (1.0 FT) - 20140826**	EPA 8260	MSV/2384		
60176658008	**DP-62-SL (24.5 FT) - 20140826**	EPA 8260	MSV/2384		
60176658001	**DP-60-SL (1.0 FT) - 20140826**	ASTM D2974	PMST/9955		
60176658002	**DP-60-SL (11.0 FT) - 20140826**	ASTM D2974	PMST/9955		
60176658003	**DP-60-SL (26.0 FT) - 20140826**	ASTM D2974	PMST/9955		
60176658004	**DP-61-SL (1.0 FT) - 20140826**	ASTM D2974	PMST/9955		
60176658005	**DP-61-SL (4.0 FT) - 20140826**	ASTM D2974	PMST/9955		
60176658006	**DP-61-SL (23.0 FT) - 20140826**	ASTM D2974	PMST/9955		
60176658007	**DP-62-SL (1.0 FT) - 20140826**	ASTM D2974	PMST/9955		
60176658008	**DP-62-SL (24.5 FT) - 20140826**	ASTM D2974	PMST/9955		

This report shall not be reproduced, except in full,
without the written consent of Pace Analytical Services, Inc..

Pace Analytical
www.pacelabs.com

Sample Condition Upon Receipt

WO#: 60176658

60176658

Optional
Proj Due Date:
Proj Name:

Client Name: Environ

Courier: Fed Ex ☑ UPS ☐ USPS ☐ Client ☐ Commercial ☐ Pace ☐ Other ☐

Tracking #: 5689 1283 9445 Pace Shipping Label Used? Yes ☐ No ☑

Custody Seal on Cooler/Box Present: Yes ☑ No ☐ Seals intact: Yes ☑ No ☐

Packing Material: Bubble Wrap ☐ Bubble Bags ☐ Foam ☑ None ☐ Other ☑ ZPLC

Thermometer Used: (T-239) / T-194 **Type of Ice:** (Wet) Blue None ☐ Samples received on ice, cooling process has begun.
(circle one)

Cooler Temperature: 18

Temperature should be above freezing to 6°C

Date and initials of person examining contents: AH 8/27

Chain of Custody present:	☑Yes ☐No ☐N/A	1.
Chain of Custody filled out:	☑Yes ☐No ☐N/A	2.
Chain of Custody relinquished:	☑Yes ☐No ☐N/A	3.
Sampler name & signature on COC:	☑Yes ☐No ☐N/A	4.
Samples arrived within holding time:	☑Yes ☐No ☐N/A	5.
Short Hold Time analyses (<72hr):	☑Yes ☐No ☐N/A	6. Kich
Rush Turn Around Time requested:	AH 8/27 (Yes) ☑No ☐N/A	7. 24 hr
Sufficient volume:	☑Yes ☐No ☐N/A	8.
Correct containers used:	☑Yes ☐No ☐N/A	
Pace containers used:	☑Yes ☐No ☐N/A	9.
Containers intact:	☑Yes ☐No ☐N/A	10.
Unpreserved 5035A soils frozen w/in 48hrs?	☑Yes ☐No ☐N/A	11.
Filtered volume received for dissolved tests?	☐Yes ☐No ☑N/A	12.
Sample labels match COC: Includes date/time/ID/analyses Matrix: S	☑Yes ☐No ☐N/A	13.
All containers needing preservation have been checked.	☐Yes ☐No ☑N/A	
All containers needing preservation are found to be in compliance with EPA recommendation.	☐Yes ☐No ☑N/A	14.
Exceptions: VOA, coliform, TOC, O&G, WI-DRO (water), Phenolics	☐Yes ☑No	Initial when completed / Lot # of added preservative
Trip Blank present: Pace Trip Blank lot # (if purchased):	☐Yes ☐No ☑N/A	15.
Headspace in VOA vials (>6mm):	☐Yes ☐No ☑N/A	16.
Project sampled in USDA Regulated Area:	☐Yes ☑No ☐N/A	17. List State: AR

Client Notification/ Resolution: Copy COC to Client? Y / N Field Data Required? Y / N

Person Contacted: _____ Date/Time: _____

Comments/ Resolution: _____

Project Manager Review: MW Date: 8/27/14

F-KS-C-003-Rev.7, 04December2012

Pace Analytical
www.pacelabs.com

The Chain-of Custody is a LEGAL DOCUMENT. All relevant fields must be completed accurately.

Page: 1 of 1

Section A
Required Client Information

Company:	Environ
Address:	7500 College Blvd., Ste. 925
	Overland Park, KS 66210
Email To:	wstonestreet@environcorp.com
Phone: 913-553-5926	Fax:
Requested Due Date/TAT:	24 Hr.

Section B
Required Project Information:

Report To:	Wendy Stonestreet
Copy To:	Tamara Gleason
	tgleason@environcorp.com
Purchase Order No.:	
Project Name:	Fort Smith, AR
Project Number:	

Section C
Invoice Information:

Attention:	Tamara Gleason
Company Name:	
Address:	
Pace Quote Reference:	
Pace Project Manager:	MJ Walls
Pace Profile #:	7444 water, 7709 soil

REGULATORY AGENCY

☐ NPDES ☐ GROUND WATER ☐ DRINKING WATER
☐ UST ☐ RCRA ☐ OTHER _____

Site Location STATE: AR

Section D
Required Client Information

SAMPLE ID
(A-Z, 0-9 / ,-)
Sample IDs MUST BE UNIQUE

Valid Matrix Codes

MATRIX	CODE
DRINKING WATER	DW
WATER	WT
WASTE WATER	WW
PRODUCT	P
SOIL/SOLID	SL
OIL	OL
WIPE	WP
AIR	AR
OTHER	OT
TISSUE	TS

Requested Analysis Filtered (Y/N)

ITEM #	SAMPLE ID	MATRIX CODE (see valid codes to left)	SAMPLE TYPE (G=GRAB C=COMP)	COLLECTED COMPOSITE START DATE	COLLECTED COMPOSITE START TIME	COLLECTED COMPOSITE END/GRAB DATE	COLLECTED COMPOSITE END/GRAB TIME	SAMPLE TEMP AT COLLECTION	# OF CONTAINERS	Preservatives: Unpreserved	H_2SO_4	HNO_3	HCl	NaOH	$Na_2S_2O_3$	Methanol	Other	Analysis Test: 8260 client specific list	Residual Chlorine (Y/N)	Pace Project No./ Lab I.D.
																		Y/N		601 76658
1	DP-60-SL (1.0 FT)-20140826	SL	G			8/26/14	0740		5	X						X	X	X		1(BPRU) 1(DGRM) 1(DGMB) 2(VOAU) 601
2	DP-60-SL (11.0 FT)-20140826						0755													02
3	DP-60-SL (26.0 FT)-20140826						0825													03
4	DP-61-SL (1.0 FT)-20140826						0925													04
5	DP-61-SL (4.0 FT)-20140826						0930													05
6	DP-61-SL (23.0 FT)-20140826						1020													06
7	DP-62-SL (1.0 FT)-20140826						1440													07
8	DP-62-SL (24.5 FT)-20140826						1510													08
9																				
10																				
11																				
12																				

ADDITIONAL COMMENTS	RELINQUISHED BY / AFFILIATION	DATE	TIME	ACCEPTED BY / AFFILIATION	DATE	TIME	SAMPLE CONDITIONS			
24 Hr TAT!	[signature] / ENVIRON	8/26/14	1740	[signature] / PASI	8/27	8:30	1.8	Y	Y	Y

SAMPLER NAME AND SIGNATURE

PRINT Name of SAMPLER: Nick Zurweller

SIGNATURE of SAMPLER: [signature] DATE Signed (MM/DD/YY): 8/26/14

Temp in °C | Received on Ice (Y/N) | Custody Sealed Cooler (Y/N) | Samples Intact (Y/N)

*Important Note: By signing this form you are accepting Pace's NET 30 day payment terms and agreeing to late charges of 1.5% per month for any invoices not paid within 30 days

F-ALL-Q-020rev.07, 15-Feb-2007

Chain of Custody

WO# : 7518365

7518365

Pace Analytical®
www.pacelabs.com

Workorder: 60176658 **Workorder Name:** Ft. Smith Soil **Owner Received Date:** 8/27/2014 **Results Requested By:** 8/28/2014

Report To	Subcontract To
Mary Jane Walls Pace Analytical Services, Inc. 9608 Loiret Blvd. Lenexa, KS 66219 Phone (913)599-5665 Fax (913)599-1759	Pace Analytical Dallas 400 West Bethany Drive Suite 190 Allen, TX 75013 Phone (972)727-1123

Item	Sample ID	Sample Type	Collect Date/Time	Lab ID	Matrix	Preserved Containers: none						Requested Analysis: 8260											LAB USE ONLY
1	DP-60-SL (1.0 FT) - 20140826	PS	8/26/2014 07:40	60176658001	Solid	4*						X											001
2	DP-60-SL (11.0 FT) - 20140826	PS	8/26/2014 07:55	60176658002	Solid	4*						X											002
3	DP-60-SL (26.0 FT) - 20140826	PS	8/26/2014 08:25	60176658003	Solid	4*						X											003
4	DP-61-SL (1.0 FT) - 20140826	PS	8/26/2014 09:25	60176658004	Solid	4*						X											004
5	DP-61-SL (4.0 FT) - 20140826	PS	8/26/2014 09:30	60176658005	Solid	4*						X											005
6	DP-61-SL (23.0 FT) - 20140826	PS	8/26/2014 10:20	60176658006	Solid	4*						X											006
7	DP-62-SL (1.0 FT) - 20140826	PS	8/26/2014 14:40	60176658007	Solid	4*						X											007
8	DP-62-SL (24.5 FT) - 20140826	PS	8/26/2014 15:10	60176658008	Solid	4*						X											008

Transfers	Released By	Date/Time	Received By	Date/Time
1	[signature] Pace	8/27/14 1700	Leslie Underwood	8/28/14 0730
2				
3				

Comments: *5035 bottle kit

Cooler Temperature on Receipt 3.6 °C **Custody Seal** Y or N **Received on Ice** Y or N **Samples Intact** Y or N

****In order to maintain client confidentiality, location/name of the sampling site, sampler's name and signature may not be provided on this COC document.*
This chain of custody is considered complete as is since this information is available in the owner laboratory.

Pace Analytical

Sample Condition Upon Receipt
Dallas

Client Name: Pace - KS Project Work order: 7518365

Courier: FedEx ☑ UPS ☐ USPS ☐ Client ☐ Courier ☐ LSO ☐ PACE ☐ Other:_____

Tracking#: 6113 5279 2238

Custody Seal on Cooler/Box: Yes ☑ No ☐ Seals Intact: Yes ☑ No ☐ NA ☐

Packing Material: Bubble Wrap ☐ Bubble Bags ☐ Foam ☐ None ☐ Other ☐

Thermometer Used: IR-01 Type of Ice: Wet ☑ Blue ☐ None ☐ Sample Received on ice, cooling process has begun ☑

Cooler Temp: 3.6°C (Temp should be above freezing to 6°C)

Chain of Custody Present	Yes ☑ No ☐ NA ☐	1
Chain of Custody filled out	Yes ☑ No ☐ NA ☐	2
Chain of Custody relinquished	Yes ☑ No ☐ NA ☐	3
Sampler name & signature on COC	Yes ☐ No ☑ NA ☐	4
Sample received within HT	Yes ☑ No ☐ NA ☐	5
Short HT analyses (<72 hrs)	Yes ☐ No ☑ NA ☐	6
Rush TAT requested	Yes ☑ No ☐ NA ☐	7
Sufficient Volume received	Yes ☑ No ☐ NA ☐	8
Correct Container used Pace Container used	Yes ☑ No ☐ NA ☐ Yes ☑ No ☐ NA ☐	9
Container Intact	Yes ☑ No ☐ NA ☐	10
Unpreserved 5035A soil frozen within 48 hrs	Yes ☐ No ☐ NA ☑	11
Filtered volume received for Dissolved tests	Yes ☐ No ☐ NA ☑	12
Sample labels match COC Include date/time/ID/analyses Matrix: Water	Yes ☑ No ☐ NA ☐	13
All containers needing preservation have been checked	Yes ☐ No ☐ NA ☑	14a. Lot# of pH strip:_____ pH checked Yes ☐ No ☐ pH<2 ☐ pH>9 ☐ pH>12 ☐ Lot# of Iodine strip:_____ Lot# of Lead Acetate strip:_____
Do containers require preservation at the lab	Yes ☐ No ☐ NA ☑	14b. Preservation: Lot#:
All containers needing preservation are found to be in Compliance with EPA recommendation Exception: VOA, coliform, O&G	Yes ☐ No ☐ NA ☑ Yes ☑ No ☐	14c.
Trip Blank present Trip Blank Custody Seals Intact Pace Trip Blank Lot# (if purchased):_____	Yes ☐ No ☐ NA ☑ Yes ☐ No ☐ NA ☑	15
Headspace in VOA (>6mm)	Yes ☐ No ☐ NA ☑	16
Project sampled in USDA Regulated Area:	Yes ☐ No ☐ NA ☑	17. List State _____

Client Notification/Resolution/Comments:

Person Contacted:_____ Date:_____

Comments/Resolution:_____

Person Examining Contents: KLW Date: 8/28/14

Sample Container Count

Pace Analytical™ www.pacelabs.com

COC PAGE 1 of 1
COC ID#

Pace Project # 7518365

Sample Line Item	BP2N	AG1U	VG9U	VG9H	BP2S	BP1U	BP2U	BG1H	AG1S	BP20	SP5T	WGFU	WGKU	DG9M	VG9T	Comments
1			2											1	1	
2			2											1	1	
3			2											1	1	
4			2											1	1	
5			2											1	1	
6			2											1	1	
7			2											1	1	
8			2											1	1	
9																
10																
11																
12																

Container Codes

DG9H	40mL HCL amber voa vial	AF	Air Filter	BP1N	1 liter HNO3 plastic	DG9P	40mL TSP amber vial
AG1U	1liter unpreserved amber glass	AG1H	1 liter HCL amber glass	BP1S	1 liter H2SO4 plastic	DG9S	40mL H2SO4 amber vial
WGFU	4oz clear soil jar	AG1S	1 liter H2SO4 amber glass	BP1U	1 liter unpreserved plastic	DG9T	40mL Na Thio amber vial
R	terra core kit	AG1T	1 liter Na Thiosulfate amber gl	BP1Z	1 liter NaOH, Zn, Ac	DG9U	40mL unpreserved **amber** vial
BP2N	500mL HNO3 plastic	AG2N	500mL HNO3 amber glass	BP2A	500mL NaOH, Asc Acid plastic	I	Wipe/Swab
BP2U	500mL unpreserved plastic	AG2S	500mL H2SO4 amber glass	BP2O	500mL NaOH plastic	JGFU	4oz unpreserved amber wide
BP2S	500mL H2SO4 plastic	AG2U	500mL unpreserved amber gla	BP2Z	500mL NaOH, Zn Ac	U	Summa Can
BP3N	250mL HNO3 plastic	AG3U	250mL unpreserved amber gla	BP3A	250mL NaOh, Asc Acid plastic	VG9H	40mL HCL clear vial
BP3U	250mL unpreserved plastic	BG1H	1 liter HCL clear glass	BP3C	250mL NaOH plastic	VG9T	40mL Na Thio. clear vial
BP3S	250mL H2SO4 plastic	BG1S	1 liter H2SO4 clear glass	BP3Z	250mL NaOH, Zn Ac plastic	VG9U	40mL unpreserved **clear** vial
AG3S	250mL H2SO4 glass amber	BG1T	1 liter Na Thiosulfate clear gla	C	Air Cassettes	VSG	Headspace septa vial & HCL
AG1S	1 liter H2SO4 amber glass	BG1U	1 liter unpreserved glass	DG9B	40mL Na Bisulfate amber vial	WGFX	4oz wide jar w/hexane wipe
BP1U	1 liter unpreserved plastic	BP1A	1 liter NaOH, Asc Acid plastic	DG9M	40mL MeOH clear vial	ZPLC	Ziploc Bag
WGKU	8oz wide jar upreserved	SP5T	120mL Coliform Na Thiosulfate	SP5U	120mL Coliform unpreserved	GN	General unpreserved
Other	Other						

F-DAL-C-003 rev.00 11-5-2012

Pace Analytical Services, Inc.
9608 Loiret Blvd.
Lenexa, KS 66219
(913)599-5665

August 28, 2014

Wendy Stonestreet
Environ International Corporation
7500 College Blvd Ste 925
Overland Park, KS 66210

RE: Project: FORT SMITH AR
Pace Project No.: 60176665

Dear Wendy Stonestreet:
Enclosed are the analytical results for sample(s) received by the laboratory on August 27, 2014. The results relate only to the samples included in this report. Results reported herein conform to the most current TNI standards and the laboratory's Quality Assurance Manual, where applicable, unless otherwise noted in the body of the report.

If you have any questions concerning this report, please feel free to contact me.

Sincerely,



Mary Jane Walls
maryjane.walls@pacelabs.com
PM Lab Management

Enclosures

cc: EDD, Environ_AR
Tamara Gleason, ENVIRON International Corporation

This report shall not be reproduced, except in full,
without the written consent of Pace Analytical Services, Inc..

Pace Analytical Services, Inc.
9608 Loiret Blvd.
Lenexa, KS 66219
(913)599-5665

CERTIFICATIONS

Project: FORT SMITH AR
Pace Project No.: 60176665

Kansas Certification IDs
9608 Loiret Boulevard, Lenexa, KS 66219
WY STR Certification #: 2456.01
Arkansas Certification #: 13-012-0
Illinois Certification #: 003097
Iowa Certification #: 118
Kansas/NELAP Certification #: E-10116
Louisiana Certification #: 03055
Nevada Certification #: KS000212008A
Oklahoma Certification #: 9205/9935
Texas Certification #: T104704407
Utah Certification #: KS00021

This report shall not be reproduced, except in full,
without the written consent of Pace Analytical Services, Inc..

Pace Analytical Services, Inc.
9608 Loiret Blvd.
Lenexa, KS 66219
(913)599-5665

SAMPLE SUMMARY

Project: FORT SMITH AR
Pace Project No.: 60176665

Lab ID	Sample ID	Matrix	Date Collected	Date Received
60176665001	**DP-58-GW-082014**	Water	08/26/14 13:40	08/27/14 08:30
60176665002	**DP-59-GW-082014**	Water	08/26/14 11:00	08/27/14 08:30
60176665003	**DP-60-GW-082014**	Water	08/26/14 12:45	08/27/14 08:30
60176665004	**DP-61-GW-082014**	Water	08/26/14 16:18	08/27/14 08:30
60176665005	**TB24-20140826**	Water	08/26/14 00:00	08/27/14 08:30

This report shall not be reproduced, except in full,
without the written consent of Pace Analytical Services, Inc..

Pace Analytical Services, Inc.
9608 Loiret Blvd.
Lenexa, KS 66219
(913)599-5665

SAMPLE ANALYTE COUNT

Project: FORT SMITH AR
Pace Project No.: 60176665

Lab ID	Sample ID	Method	Analysts	Analytes Reported
60176665001	**DP-58-GW-082014**	EPA 5030B/8260	PRG	38
60176665002	**DP-59-GW-082014**	EPA 5030B/8260	PRG	69
60176665003	**DP-60-GW-082014**	EPA 5030B/8260	PRG	38
60176665004	**DP-61-GW-082014**	EPA 5030B/8260	PRG	38
60176665005	**TB24-20140826**	EPA 5030B/8260	PRG	38

This report shall not be reproduced, except in full,
without the written consent of Pace Analytical Services, Inc..

Pace Analytical Services, Inc.
9608 Loiret Blvd.
Lenexa, KS 66219
(913)599-5665

PROJECT NARRATIVE

Project: FORT SMITH AR
Pace Project No.: 60176665

Method: **EPA 5030B/8260**
Description: 8260 MSV
Client: Environ_AR
Date: August 28, 2014

General Information:
5 samples were analyzed for EPA 5030B/8260. All samples were received in acceptable condition with any exceptions noted below.

Hold Time:
The samples were analyzed within the method required hold times with any exceptions noted below.

Initial Calibrations (including MS Tune as applicable):
All criteria were within method requirements with any exceptions noted below.

Continuing Calibration:
All criteria were within method requirements with any exceptions noted below.

Internal Standards:
All internal standards were within QC limits with any exceptions noted below.

Surrogates:
All surrogates were within QC limits with any exceptions noted below.

Method Blank:
All analytes were below the report limit in the method blank, where applicable, with any exceptions noted below.

Laboratory Control Spike:
All laboratory control spike compounds were within QC limits with any exceptions noted below.

Matrix Spikes:
All percent recoveries and relative percent differences (RPDs) were within acceptance criteria with any exceptions noted below.

QC Batch: MSV/63998

A matrix spike/matrix spike duplicate was not performed due to insufficient sample volume.

Additional Comments:

This data package has been reviewed for quality and completeness and is approved for release.

This report shall not be reproduced, except in full,
without the written consent of Pace Analytical Services, Inc..

Pace Analytical Services, Inc.
9608 Loiret Blvd.
Lenexa, KS 66219
(913)599-5665

ANALYTICAL RESULTS

Project: FORT SMITH AR
Pace Project No.: 60176665

Sample: DP-58-GW-082014 **Lab ID: 60176665001** Collected: 08/26/14 13:40 Received: 08/27/14 08:30 Matrix: Water

Parameters	Results	Units	Report Limit	MDL	DF	Prepared	Analyzed	CAS No.	Qual
8260 MSV	Analytical Method: EPA 5030B/8260								
Acetone	**38.3**	ug/L	10.0	5.0	1		08/27/14 17:02	67-64-1	
Benzene	ND	ug/L	5.0	0.50	1		08/27/14 17:02	71-43-2	
Bromodichloromethane	ND	ug/L	5.0	0.50	1		08/27/14 17:02	75-27-4	
Bromoform	ND	ug/L	5.0	0.50	1		08/27/14 17:02	75-25-2	
Bromomethane	ND	ug/L	7.0	2.5	1		08/27/14 17:02	74-83-9	
2-Butanone (MEK)	**9.1J**	ug/L	10.0	5.0	1		08/27/14 17:02	78-93-3	
Carbon disulfide	ND	ug/L	10.0	2.5	1		08/27/14 17:02	75-15-0	
Carbon tetrachloride	ND	ug/L	5.0	0.50	1		08/27/14 17:02	56-23-5	
Chlorobenzene	ND	ug/L	5.0	0.50	1		08/27/14 17:02	108-90-7	
Chloroethane	ND	ug/L	10.0	0.50	1		08/27/14 17:02	75-00-3	
Chloroform	ND	ug/L	5.0	0.50	1		08/27/14 17:02	67-66-3	
Chloromethane	ND	ug/L	10.0	0.50	1		08/27/14 17:02	74-87-3	
Dibromochloromethane	ND	ug/L	5.0	0.50	1		08/27/14 17:02	124-48-1	
1,1-Dichloroethane	ND	ug/L	2.4	0.50	1		08/27/14 17:02	75-34-3	
1,2-Dichloroethane	ND	ug/L	5.0	0.50	1		08/27/14 17:02	107-06-2	
1,1-Dichloroethene	ND	ug/L	5.0	0.50	1		08/27/14 17:02	75-35-4	
cis-1,2-Dichloroethene	ND	ug/L	5.0	0.50	1		08/27/14 17:02	156-59-2	
trans-1,2-Dichloroethene	ND	ug/L	5.0	0.50	1		08/27/14 17:02	156-60-5	
1,2-Dichloropropane	ND	ug/L	5.0	0.50	1		08/27/14 17:02	78-87-5	
cis-1,3-Dichloropropene	ND	ug/L	1.0	0.50	1		08/27/14 17:02	10061-01-5	
trans-1,3-Dichloropropene	ND	ug/L	1.0	0.50	1		08/27/14 17:02	10061-02-6	
Ethylbenzene	ND	ug/L	5.0	0.50	1		08/27/14 17:02	100-41-4	
2-Hexanone	ND	ug/L	10.0	5.0	1		08/27/14 17:02	591-78-6	
Methylene chloride	ND	ug/L	5.0	0.50	1		08/27/14 17:02	75-09-2	
4-Methyl-2-pentanone (MIBK)	ND	ug/L	10.0	2.5	1		08/27/14 17:02	108-10-1	
Styrene	ND	ug/L	5.0	0.50	1		08/27/14 17:02	100-42-5	
1,1,2,2-Tetrachloroethane	ND	ug/L	1.0	0.50	1		08/27/14 17:02	79-34-5	
Tetrachloroethene	ND	ug/L	5.0	0.50	1		08/27/14 17:02	127-18-4	
Toluene	ND	ug/L	5.0	0.50	1		08/27/14 17:02	108-88-3	
1,1,1-Trichloroethane	ND	ug/L	5.0	0.50	1		08/27/14 17:02	71-55-6	
1,1,2-Trichloroethane	ND	ug/L	5.0	0.50	1		08/27/14 17:02	79-00-5	
Trichloroethene	ND	ug/L	5.0	0.50	1		08/27/14 17:02	79-01-6	
Vinyl chloride	ND	ug/L	2.0	0.50	1		08/27/14 17:02	75-01-4	
Xylene (Total)	ND	ug/L	5.0	1.5	1		08/27/14 17:02	1330-20-7	
Surrogates									
4-Bromofluorobenzene (S)	104	%	80-120		1		08/27/14 17:02	460-00-4	
1,2-Dichloroethane-d4 (S)	100	%	80-120		1		08/27/14 17:02	17060-07-0	
Toluene-d8 (S)	94	%	80-120		1		08/27/14 17:02	2037-26-5	
Preservation pH	**1.0**		0.10	0.10	1		08/27/14 17:02		

This report shall not be reproduced, except in full,
without the written consent of Pace Analytical Services, Inc..

Pace Analytical Services, Inc.
9608 Loiret Blvd.
Lenexa, KS 66219
(913)599-5665

ANALYTICAL RESULTS

Project: FORT SMITH AR
Pace Project No.: 60176665

Sample: DP-59-GW-082014 **Lab ID: 60176665002** Collected: 08/26/14 11:00 Received: 08/27/14 08:30 Matrix: Water

Parameters	Results	Units	Report Limit	MDL	DF	Prepared	Analyzed	CAS No.	Qual
8260 MSV	Analytical Method: EPA 5030B/8260								
Acetone	ND	ug/L	10.0	5.0	1		08/27/14 17:16	67-64-1	
Benzene	ND	ug/L	5.0	0.50	1		08/27/14 17:16	71-43-2	
Bromobenzene	ND	ug/L	1.0	0.50	1		08/27/14 17:16	108-86-1	
Bromochloromethane	ND	ug/L	1.0	0.50	1		08/27/14 17:16	74-97-5	
Bromodichloromethane	ND	ug/L	5.0	0.50	1		08/27/14 17:16	75-27-4	
Bromoform	ND	ug/L	5.0	0.50	1		08/27/14 17:16	75-25-2	
Bromomethane	ND	ug/L	7.0	2.5	1		08/27/14 17:16	74-83-9	
2-Butanone (MEK)	ND	ug/L	10.0	5.0	1		08/27/14 17:16	78-93-3	
n-Butylbenzene	ND	ug/L	1.0	0.50	1		08/27/14 17:16	104-51-8	
sec-Butylbenzene	ND	ug/L	1.0	0.50	1		08/27/14 17:16	135-98-8	
tert-Butylbenzene	ND	ug/L	1.0	0.50	1		08/27/14 17:16	98-06-6	
Carbon disulfide	ND	ug/L	10.0	2.5	1		08/27/14 17:16	75-15-0	
Carbon tetrachloride	ND	ug/L	5.0	0.50	1		08/27/14 17:16	56-23-5	
Chlorobenzene	ND	ug/L	5.0	0.50	1		08/27/14 17:16	108-90-7	
Chloroethane	ND	ug/L	10.0	0.50	1		08/27/14 17:16	75-00-3	
Chloroform	ND	ug/L	5.0	0.50	1		08/27/14 17:16	67-66-3	
Chloromethane	ND	ug/L	10.0	0.50	1		08/27/14 17:16	74-87-3	
2-Chlorotoluene	ND	ug/L	1.0	0.50	1		08/27/14 17:16	95-49-8	
4-Chlorotoluene	ND	ug/L	1.0	0.50	1		08/27/14 17:16	106-43-4	
1,2-Dibromo-3-chloropropane	ND	ug/L	2.5	1.2	1		08/27/14 17:16	96-12-8	
Dibromochloromethane	ND	ug/L	5.0	0.50	1		08/27/14 17:16	124-48-1	
1,2-Dibromoethane (EDB)	ND	ug/L	1.0	0.50	1		08/27/14 17:16	106-93-4	
Dibromomethane	ND	ug/L	1.0	0.50	1		08/27/14 17:16	74-95-3	
1,2-Dichlorobenzene	ND	ug/L	1.0	0.50	1		08/27/14 17:16	95-50-1	
1,3-Dichlorobenzene	ND	ug/L	1.0	0.50	1		08/27/14 17:16	541-73-1	
1,4-Dichlorobenzene	ND	ug/L	1.0	0.50	1		08/27/14 17:16	106-46-7	
Dichlorodifluoromethane	ND	ug/L	1.0	0.50	1		08/27/14 17:16	75-71-8	
1,1-Dichloroethane	ND	ug/L	2.4	0.50	1		08/27/14 17:16	75-34-3	
1,2-Dichloroethane	ND	ug/L	5.0	0.50	1		08/27/14 17:16	107-06-2	
1,2-Dichloroethene (Total)	ND	ug/L	1.0	0.50	1		08/27/14 17:16	540-59-0	
1,1-Dichloroethene	ND	ug/L	5.0	0.50	1		08/27/14 17:16	75-35-4	
cis-1,2-Dichloroethene	ND	ug/L	5.0	0.50	1		08/27/14 17:16	156-59-2	
trans-1,2-Dichloroethene	ND	ug/L	5.0	0.50	1		08/27/14 17:16	156-60-5	
1,2-Dichloropropane	ND	ug/L	5.0	0.50	1		08/27/14 17:16	78-87-5	
1,3-Dichloropropane	ND	ug/L	1.0	0.50	1		08/27/14 17:16	142-28-9	
2,2-Dichloropropane	ND	ug/L	1.0	0.50	1		08/27/14 17:16	594-20-7	
1,1-Dichloropropene	ND	ug/L	1.0	0.50	1		08/27/14 17:16	563-58-6	
cis-1,3-Dichloropropene	ND	ug/L	1.0	0.50	1		08/27/14 17:16	10061-01-5	
trans-1,3-Dichloropropene	ND	ug/L	1.0	0.50	1		08/27/14 17:16	10061-02-6	
Ethylbenzene	ND	ug/L	5.0	0.50	1		08/27/14 17:16	100-41-4	
Hexachloro-1,3-butadiene	ND	ug/L	1.0	0.50	1		08/27/14 17:16	87-68-3	
2-Hexanone	ND	ug/L	10.0	5.0	1		08/27/14 17:16	591-78-6	
Isopropylbenzene (Cumene)	ND	ug/L	1.0	0.50	1		08/27/14 17:16	98-82-8	
p-Isopropyltoluene	ND	ug/L	1.0	0.50	1		08/27/14 17:16	99-87-6	
Methylene chloride	ND	ug/L	5.0	0.50	1		08/27/14 17:16	75-09-2	
4-Methyl-2-pentanone (MIBK)	ND	ug/L	10.0	2.5	1		08/27/14 17:16	108-10-1	

This report shall not be reproduced, except in full,
without the written consent of Pace Analytical Services, Inc..

Pace Analytical Services, Inc.
9608 Loiret Blvd.
Lenexa, KS 66219
(913)599-5665

ANALYTICAL RESULTS

Project: FORT SMITH AR
Pace Project No.: 60176665

Sample: DP-59-GW-082014 **Lab ID: 60176665002** Collected: 08/26/14 11:00 Received: 08/27/14 08:30 Matrix: Water

Parameters	Results	Units	Report Limit	MDL	DF	Prepared	Analyzed	CAS No.	Qual
8260 MSV	Analytical Method: EPA 5030B/8260								
Methyl-tert-butyl ether	ND	ug/L	1.0	0.50	1		08/27/14 17:16	1634-04-4	
Naphthalene	ND	ug/L	10.0	5.0	1		08/27/14 17:16	91-20-3	
n-Propylbenzene	ND	ug/L	1.0	0.50	1		08/27/14 17:16	103-65-1	
Styrene	ND	ug/L	5.0	0.50	1		08/27/14 17:16	100-42-5	
1,1,1,2-Tetrachloroethane	ND	ug/L	1.0	0.50	1		08/27/14 17:16	630-20-6	
1,1,2,2-Tetrachloroethane	ND	ug/L	1.0	0.50	1		08/27/14 17:16	79-34-5	
Tetrachloroethene	ND	ug/L	5.0	0.50	1		08/27/14 17:16	127-18-4	
Toluene	ND	ug/L	5.0	0.50	1		08/27/14 17:16	108-88-3	
1,2,3-Trichlorobenzene	ND	ug/L	1.0	0.50	1		08/27/14 17:16	87-61-6	
1,2,4-Trichlorobenzene	ND	ug/L	1.0	0.50	1		08/27/14 17:16	120-82-1	
1,1,1-Trichloroethane	ND	ug/L	5.0	0.50	1		08/27/14 17:16	71-55-6	
1,1,2-Trichloroethane	ND	ug/L	5.0	0.50	1		08/27/14 17:16	79-00-5	
Trichloroethene	ND	ug/L	5.0	0.50	1		08/27/14 17:16	79-01-6	
Trichlorofluoromethane	ND	ug/L	1.0	0.50	1		08/27/14 17:16	75-69-4	
1,2,3-Trichloropropane	ND	ug/L	2.5	1.2	1		08/27/14 17:16	96-18-4	
1,2,4-Trimethylbenzene	ND	ug/L	1.0	0.50	1		08/27/14 17:16	95-63-6	
1,3,5-Trimethylbenzene	ND	ug/L	1.0	0.50	1		08/27/14 17:16	108-67-8	
Vinyl chloride	ND	ug/L	2.0	0.50	1		08/27/14 17:16	75-01-4	
Xylene (Total)	ND	ug/L	5.0	1.5	1		08/27/14 17:16	1330-20-7	
Surrogates									
4-Bromofluorobenzene (S)	92	%	80-120		1		08/27/14 17:16	460-00-4	
1,2-Dichloroethane-d4 (S)	98	%	80-120		1		08/27/14 17:16	17060-07-0	
Toluene-d8 (S)	96	%	80-120		1		08/27/14 17:16	2037-26-5	
Preservation pH	**1.0**		0.10	0.10	1		08/27/14 17:16		

This report shall not be reproduced, except in full,
without the written consent of Pace Analytical Services, Inc..

Pace Analytical Services, Inc.
9608 Loiret Blvd.
Lenexa, KS 66219
(913)599-5665

ANALYTICAL RESULTS

Project: FORT SMITH AR
Pace Project No.: 60176665

Sample: DP-60-GW-082014 **Lab ID: 60176665003** Collected: 08/26/14 12:45 Received: 08/27/14 08:30 Matrix: Water

Parameters	Results	Units	Report Limit	MDL	DF	Prepared	Analyzed	CAS No.	Qual
8260 MSV	Analytical Method: EPA 5030B/8260								
Acetone	ND	ug/L	10.0	5.0	1		08/27/14 17:30	67-64-1	
Benzene	ND	ug/L	5.0	0.50	1		08/27/14 17:30	71-43-2	
Bromodichloromethane	ND	ug/L	5.0	0.50	1		08/27/14 17:30	75-27-4	
Bromoform	ND	ug/L	5.0	0.50	1		08/27/14 17:30	75-25-2	
Bromomethane	ND	ug/L	7.0	2.5	1		08/27/14 17:30	74-83-9	
2-Butanone (MEK)	ND	ug/L	10.0	5.0	1		08/27/14 17:30	78-93-3	
Carbon disulfide	ND	ug/L	10.0	2.5	1		08/27/14 17:30	75-15-0	
Carbon tetrachloride	ND	ug/L	5.0	0.50	1		08/27/14 17:30	56-23-5	
Chlorobenzene	ND	ug/L	5.0	0.50	1		08/27/14 17:30	108-90-7	
Chloroethane	ND	ug/L	10.0	0.50	1		08/27/14 17:30	75-00-3	
Chloroform	ND	ug/L	5.0	0.50	1		08/27/14 17:30	67-66-3	
Chloromethane	ND	ug/L	10.0	0.50	1		08/27/14 17:30	74-87-3	
Dibromochloromethane	ND	ug/L	5.0	0.50	1		08/27/14 17:30	124-48-1	
1,1-Dichloroethane	ND	ug/L	2.4	0.50	1		08/27/14 17:30	75-34-3	
1,2-Dichloroethane	ND	ug/L	5.0	0.50	1		08/27/14 17:30	107-06-2	
1,1-Dichloroethene	ND	ug/L	5.0	0.50	1		08/27/14 17:30	75-35-4	
cis-1,2-Dichloroethene	ND	ug/L	5.0	0.50	1		08/27/14 17:30	156-59-2	
trans-1,2-Dichloroethene	ND	ug/L	5.0	0.50	1		08/27/14 17:30	156-60-5	
1,2-Dichloropropane	ND	ug/L	5.0	0.50	1		08/27/14 17:30	78-87-5	
cis-1,3-Dichloropropene	ND	ug/L	1.0	0.50	1		08/27/14 17:30	10061-01-5	
trans-1,3-Dichloropropene	ND	ug/L	1.0	0.50	1		08/27/14 17:30	10061-02-6	
Ethylbenzene	ND	ug/L	5.0	0.50	1		08/27/14 17:30	100-41-4	
2-Hexanone	ND	ug/L	10.0	5.0	1		08/27/14 17:30	591-78-6	
Methylene chloride	ND	ug/L	5.0	0.50	1		08/27/14 17:30	75-09-2	
4-Methyl-2-pentanone (MIBK)	ND	ug/L	10.0	2.5	1		08/27/14 17:30	108-10-1	
Styrene	ND	ug/L	5.0	0.50	1		08/27/14 17:30	100-42-5	
1,1,2,2-Tetrachloroethane	ND	ug/L	1.0	0.50	1		08/27/14 17:30	79-34-5	
Tetrachloroethene	ND	ug/L	5.0	0.50	1		08/27/14 17:30	127-18-4	
Toluene	ND	ug/L	5.0	0.50	1		08/27/14 17:30	108-88-3	
1,1,1-Trichloroethane	ND	ug/L	5.0	0.50	1		08/27/14 17:30	71-55-6	
1,1,2-Trichloroethane	ND	ug/L	5.0	0.50	1		08/27/14 17:30	79-00-5	
Trichloroethene	ND	ug/L	5.0	0.50	1		08/27/14 17:30	79-01-6	
Vinyl chloride	ND	ug/L	2.0	0.50	1		08/27/14 17:30	75-01-4	
Xylene (Total)	ND	ug/L	5.0	1.5	1		08/27/14 17:30	1330-20-7	
Surrogates									
4-Bromofluorobenzene (S)	99	%	80-120		1		08/27/14 17:30	460-00-4	
1,2-Dichloroethane-d4 (S)	103	%	80-120		1		08/27/14 17:30	17060-07-0	
Toluene-d8 (S)	98	%	80-120		1		08/27/14 17:30	2037-26-5	
Preservation pH	**1.0**		0.10	0.10	1		08/27/14 17:30		

This report shall not be reproduced, except in full,
without the written consent of Pace Analytical Services, Inc..

Pace Analytical Services, Inc.
9608 Loiret Blvd.
Lenexa, KS 66219
(913)599-5665

ANALYTICAL RESULTS

Project: FORT SMITH AR
Pace Project No.: 60176665

Sample: DP-61-GW-082014 **Lab ID: 60176665004** Collected: 08/26/14 16:18 Received: 08/27/14 08:30 Matrix: Water

Parameters	Results	Units	Report Limit	MDL	DF	Prepared	Analyzed	CAS No.	Qual
8260 MSV	Analytical Method: EPA 5030B/8260								
Acetone	ND	ug/L	10.0	5.0	1		08/27/14 17:45	67-64-1	
Benzene	ND	ug/L	5.0	0.50	1		08/27/14 17:45	71-43-2	
Bromodichloromethane	ND	ug/L	5.0	0.50	1		08/27/14 17:45	75-27-4	
Bromoform	ND	ug/L	5.0	0.50	1		08/27/14 17:45	75-25-2	
Bromomethane	ND	ug/L	7.0	2.5	1		08/27/14 17:45	74-83-9	
2-Butanone (MEK)	ND	ug/L	10.0	5.0	1		08/27/14 17:45	78-93-3	
Carbon disulfide	ND	ug/L	10.0	2.5	1		08/27/14 17:45	75-15-0	
Carbon tetrachloride	ND	ug/L	5.0	0.50	1		08/27/14 17:45	56-23-5	
Chlorobenzene	ND	ug/L	5.0	0.50	1		08/27/14 17:45	108-90-7	
Chloroethane	ND	ug/L	10.0	0.50	1		08/27/14 17:45	75-00-3	
Chloroform	ND	ug/L	5.0	0.50	1		08/27/14 17:45	67-66-3	
Chloromethane	ND	ug/L	10.0	0.50	1		08/27/14 17:45	74-87-3	
Dibromochloromethane	ND	ug/L	5.0	0.50	1		08/27/14 17:45	124-48-1	
1,1-Dichloroethane	ND	ug/L	2.4	0.50	1		08/27/14 17:45	75-34-3	
1,2-Dichloroethane	ND	ug/L	5.0	0.50	1		08/27/14 17:45	107-06-2	
1,1-Dichloroethene	ND	ug/L	5.0	0.50	1		08/27/14 17:45	75-35-4	
cis-1,2-Dichloroethene	ND	ug/L	5.0	0.50	1		08/27/14 17:45	156-59-2	
trans-1,2-Dichloroethene	ND	ug/L	5.0	0.50	1		08/27/14 17:45	156-60-5	
1,2-Dichloropropane	ND	ug/L	5.0	0.50	1		08/27/14 17:45	78-87-5	
cis-1,3-Dichloropropene	ND	ug/L	1.0	0.50	1		08/27/14 17:45	10061-01-5	
trans-1,3-Dichloropropene	ND	ug/L	1.0	0.50	1		08/27/14 17:45	10061-02-6	
Ethylbenzene	ND	ug/L	5.0	0.50	1		08/27/14 17:45	100-41-4	
2-Hexanone	ND	ug/L	10.0	5.0	1		08/27/14 17:45	591-78-6	
Methylene chloride	ND	ug/L	5.0	0.50	1		08/27/14 17:45	75-09-2	
4-Methyl-2-pentanone (MIBK)	ND	ug/L	10.0	2.5	1		08/27/14 17:45	108-10-1	
Styrene	ND	ug/L	5.0	0.50	1		08/27/14 17:45	100-42-5	
1,1,2,2-Tetrachloroethane	ND	ug/L	1.0	0.50	1		08/27/14 17:45	79-34-5	
Tetrachloroethene	ND	ug/L	5.0	0.50	1		08/27/14 17:45	127-18-4	
Toluene	ND	ug/L	5.0	0.50	1		08/27/14 17:45	108-88-3	
1,1,1-Trichloroethane	ND	ug/L	5.0	0.50	1		08/27/14 17:45	71-55-6	
1,1,2-Trichloroethane	ND	ug/L	5.0	0.50	1		08/27/14 17:45	79-00-5	
Trichloroethene	ND	ug/L	5.0	0.50	1		08/27/14 17:45	79-01-6	
Vinyl chloride	ND	ug/L	2.0	0.50	1		08/27/14 17:45	75-01-4	
Xylene (Total)	ND	ug/L	5.0	1.5	1		08/27/14 17:45	1330-20-7	
Surrogates									
4-Bromofluorobenzene (S)	91	%	80-120		1		08/27/14 17:45	460-00-4	
1,2-Dichloroethane-d4 (S)	104	%	80-120		1		08/27/14 17:45	17060-07-0	
Toluene-d8 (S)	105	%	80-120		1		08/27/14 17:45	2037-26-5	
Preservation pH	**1.0**		0.10	0.10	1		08/27/14 17:45		

This report shall not be reproduced, except in full,
without the written consent of Pace Analytical Services, Inc..

Pace Analytical Services, Inc.
9608 Loiret Blvd.
Lenexa, KS 66219
(913)599-5665

ANALYTICAL RESULTS

Project: FORT SMITH AR
Pace Project No.: 60176665

Sample: TB24-20140826 **Lab ID: 60176665005** Collected: 08/26/14 00:00 Received: 08/27/14 08:30 Matrix: Water

Parameters	Results	Units	Report Limit	MDL	DF	Prepared	Analyzed	CAS No.	Qual
8260 MSV	Analytical Method: EPA 5030B/8260								
Acetone	ND	ug/L	10.0	5.0	1		08/27/14 16:48	67-64-1	
Benzene	ND	ug/L	5.0	0.50	1		08/27/14 16:48	71-43-2	
Bromodichloromethane	ND	ug/L	5.0	0.50	1		08/27/14 16:48	75-27-4	
Bromoform	ND	ug/L	5.0	0.50	1		08/27/14 16:48	75-25-2	
Bromomethane	ND	ug/L	7.0	2.5	1		08/27/14 16:48	74-83-9	
2-Butanone (MEK)	ND	ug/L	10.0	5.0	1		08/27/14 16:48	78-93-3	
Carbon disulfide	ND	ug/L	10.0	2.5	1		08/27/14 16:48	75-15-0	
Carbon tetrachloride	ND	ug/L	5.0	0.50	1		08/27/14 16:48	56-23-5	
Chlorobenzene	ND	ug/L	5.0	0.50	1		08/27/14 16:48	108-90-7	
Chloroethane	ND	ug/L	10.0	0.50	1		08/27/14 16:48	75-00-3	
Chloroform	ND	ug/L	5.0	0.50	1		08/27/14 16:48	67-66-3	
Chloromethane	ND	ug/L	10.0	0.50	1		08/27/14 16:48	74-87-3	
Dibromochloromethane	ND	ug/L	5.0	0.50	1		08/27/14 16:48	124-48-1	
1,1-Dichloroethane	ND	ug/L	2.4	0.50	1		08/27/14 16:48	75-34-3	
1,2-Dichloroethane	ND	ug/L	5.0	0.50	1		08/27/14 16:48	107-06-2	
1,1-Dichloroethene	ND	ug/L	5.0	0.50	1		08/27/14 16:48	75-35-4	
cis-1,2-Dichloroethene	ND	ug/L	5.0	0.50	1		08/27/14 16:48	156-59-2	
trans-1,2-Dichloroethene	ND	ug/L	5.0	0.50	1		08/27/14 16:48	156-60-5	
1,2-Dichloropropane	ND	ug/L	5.0	0.50	1		08/27/14 16:48	78-87-5	
cis-1,3-Dichloropropene	ND	ug/L	1.0	0.50	1		08/27/14 16:48	10061-01-5	
trans-1,3-Dichloropropene	ND	ug/L	1.0	0.50	1		08/27/14 16:48	10061-02-6	
Ethylbenzene	ND	ug/L	5.0	0.50	1		08/27/14 16:48	100-41-4	
2-Hexanone	ND	ug/L	10.0	5.0	1		08/27/14 16:48	591-78-6	
Methylene chloride	ND	ug/L	5.0	0.50	1		08/27/14 16:48	75-09-2	
4-Methyl-2-pentanone (MIBK)	ND	ug/L	10.0	2.5	1		08/27/14 16:48	108-10-1	
Styrene	ND	ug/L	5.0	0.50	1		08/27/14 16:48	100-42-5	
1,1,2,2-Tetrachloroethane	ND	ug/L	1.0	0.50	1		08/27/14 16:48	79-34-5	
Tetrachloroethene	ND	ug/L	5.0	0.50	1		08/27/14 16:48	127-18-4	
Toluene	ND	ug/L	5.0	0.50	1		08/27/14 16:48	108-88-3	
1,1,1-Trichloroethane	ND	ug/L	5.0	0.50	1		08/27/14 16:48	71-55-6	
1,1,2-Trichloroethane	ND	ug/L	5.0	0.50	1		08/27/14 16:48	79-00-5	
Trichloroethene	ND	ug/L	5.0	0.50	1		08/27/14 16:48	79-01-6	
Vinyl chloride	ND	ug/L	2.0	0.50	1		08/27/14 16:48	75-01-4	
Xylene (Total)	ND	ug/L	5.0	1.5	1		08/27/14 16:48	1330-20-7	
Surrogates									
4-Bromofluorobenzene (S)	98	%	80-120		1		08/27/14 16:48	460-00-4	
1,2-Dichloroethane-d4 (S)	110	%	80-120		1		08/27/14 16:48	17060-07-0	
Toluene-d8 (S)	96	%	80-120		1		08/27/14 16:48	2037-26-5	
Preservation pH	**1.0**		0.10	0.10	1		08/27/14 16:48		

This report shall not be reproduced, except in full,
without the written consent of Pace Analytical Services, Inc..

Pace Analytical Services, Inc.
9608 Loiret Blvd.
Lenexa, KS 66219
(913)599-5665

QUALITY CONTROL DATA

Project: FORT SMITH AR
Pace Project No.: 60176665

QC Batch: MSV/63998 | Analysis Method: EPA 5030B/8260
QC Batch Method: EPA 5030B/8260 | Analysis Description: 8260 MSV Water 10 mL Purge
Associated Lab Samples: 60176665001, 60176665002, 60176665003, 60176665004, 60176665005

METHOD BLANK: 1433349 | Matrix: Water
Associated Lab Samples: 60176665001, 60176665002, 60176665003, 60176665004, 60176665005

Parameter	Units	Blank Result	Reporting Limit	Analyzed	Qualifiers
1,1,1,2-Tetrachloroethane	ug/L	ND	1.0	08/27/14 16:33	
1,1,1-Trichloroethane	ug/L	ND	5.0	08/27/14 16:33	
1,1,2,2-Tetrachloroethane	ug/L	ND	1.0	08/27/14 16:33	
1,1,2-Trichloroethane	ug/L	ND	5.0	08/27/14 16:33	
1,1-Dichloroethane	ug/L	ND	2.4	08/27/14 16:33	
1,1-Dichloroethene	ug/L	ND	5.0	08/27/14 16:33	
1,1-Dichloropropene	ug/L	ND	1.0	08/27/14 16:33	
1,2,3-Trichlorobenzene	ug/L	ND	1.0	08/27/14 16:33	
1,2,3-Trichloropropane	ug/L	ND	2.5	08/27/14 16:33	
1,2,4-Trichlorobenzene	ug/L	ND	1.0	08/27/14 16:33	
1,2,4-Trimethylbenzene	ug/L	ND	1.0	08/27/14 16:33	
1,2-Dibromo-3-chloropropane	ug/L	ND	2.5	08/27/14 16:33	
1,2-Dibromoethane (EDB)	ug/L	ND	1.0	08/27/14 16:33	
1,2-Dichlorobenzene	ug/L	ND	1.0	08/27/14 16:33	
1,2-Dichloroethane	ug/L	ND	5.0	08/27/14 16:33	
1,2-Dichloroethene (Total)	ug/L	ND	1.0	08/27/14 16:33	
1,2-Dichloropropane	ug/L	ND	5.0	08/27/14 16:33	
1,3,5-Trimethylbenzene	ug/L	ND	1.0	08/27/14 16:33	
1,3-Dichlorobenzene	ug/L	ND	1.0	08/27/14 16:33	
1,3-Dichloropropane	ug/L	ND	1.0	08/27/14 16:33	
1,4-Dichlorobenzene	ug/L	ND	1.0	08/27/14 16:33	
2,2-Dichloropropane	ug/L	ND	1.0	08/27/14 16:33	
2-Butanone (MEK)	ug/L	ND	10.0	08/27/14 16:33	
2-Chlorotoluene	ug/L	ND	1.0	08/27/14 16:33	
2-Hexanone	ug/L	ND	10.0	08/27/14 16:33	
4-Chlorotoluene	ug/L	ND	1.0	08/27/14 16:33	
4-Methyl-2-pentanone (MIBK)	ug/L	ND	10.0	08/27/14 16:33	
Acetone	ug/L	ND	10.0	08/27/14 16:33	
Benzene	ug/L	ND	5.0	08/27/14 16:33	
Bromobenzene	ug/L	ND	1.0	08/27/14 16:33	
Bromochloromethane	ug/L	ND	1.0	08/27/14 16:33	
Bromodichloromethane	ug/L	ND	5.0	08/27/14 16:33	
Bromoform	ug/L	ND	5.0	08/27/14 16:33	
Bromomethane	ug/L	ND	7.0	08/27/14 16:33	
Carbon disulfide	ug/L	ND	10.0	08/27/14 16:33	
Carbon tetrachloride	ug/L	ND	5.0	08/27/14 16:33	
Chlorobenzene	ug/L	ND	5.0	08/27/14 16:33	
Chloroethane	ug/L	ND	10.0	08/27/14 16:33	
Chloroform	ug/L	ND	5.0	08/27/14 16:33	
Chloromethane	ug/L	ND	10.0	08/27/14 16:33	
cis-1,2-Dichloroethene	ug/L	ND	5.0	08/27/14 16:33	

Results presented on this page are in the units indicated by the "Units" column except where an alternate unit is presented to the right of the result.

This report shall not be reproduced, except in full,
without the written consent of Pace Analytical Services, Inc..

Pace Analytical Services, Inc.
9608 Loiret Blvd.
Lenexa, KS 66219
(913)599-5665

QUALITY CONTROL DATA

Project: FORT SMITH AR
Pace Project No.: 60176665

METHOD BLANK: 1433349 Matrix: Water
Associated Lab Samples: 60176665001, 60176665002, 60176665003, 60176665004, 60176665005

Parameter	Units	Blank Result	Reporting Limit	Analyzed	Qualifiers
cis-1,3-Dichloropropene	ug/L	ND	1.0	08/27/14 16:33	
Dibromochloromethane	ug/L	ND	5.0	08/27/14 16:33	
Dibromomethane	ug/L	ND	1.0	08/27/14 16:33	
Dichlorodifluoromethane	ug/L	ND	1.0	08/27/14 16:33	
Ethylbenzene	ug/L	ND	5.0	08/27/14 16:33	
Hexachloro-1,3-butadiene	ug/L	ND	1.0	08/27/14 16:33	
Isopropylbenzene (Cumene)	ug/L	ND	1.0	08/27/14 16:33	
Methyl-tert-butyl ether	ug/L	ND	1.0	08/27/14 16:33	
Methylene chloride	ug/L	ND	5.0	08/27/14 16:33	
n-Butylbenzene	ug/L	ND	1.0	08/27/14 16:33	
n-Propylbenzene	ug/L	ND	1.0	08/27/14 16:33	
Naphthalene	ug/L	ND	10.0	08/27/14 16:33	
p-Isopropyltoluene	ug/L	ND	1.0	08/27/14 16:33	
sec-Butylbenzene	ug/L	ND	1.0	08/27/14 16:33	
Styrene	ug/L	ND	5.0	08/27/14 16:33	
tert-Butylbenzene	ug/L	ND	1.0	08/27/14 16:33	
Tetrachloroethene	ug/L	ND	5.0	08/27/14 16:33	
Toluene	ug/L	ND	5.0	08/27/14 16:33	
trans-1,2-Dichloroethene	ug/L	ND	5.0	08/27/14 16:33	
trans-1,3-Dichloropropene	ug/L	ND	1.0	08/27/14 16:33	
Trichloroethene	ug/L	ND	5.0	08/27/14 16:33	
Trichlorofluoromethane	ug/L	ND	1.0	08/27/14 16:33	
Vinyl chloride	ug/L	ND	2.0	08/27/14 16:33	
Xylene (Total)	ug/L	ND	5.0	08/27/14 16:33	
1,2-Dichloroethane-d4 (S)	%	106	80-120	08/27/14 16:33	
4-Bromofluorobenzene (S)	%	94	80-120	08/27/14 16:33	
Toluene-d8 (S)	%	98	80-120	08/27/14 16:33	

LABORATORY CONTROL SAMPLE: 1433350

Parameter	Units	Spike Conc.	LCS Result	LCS % Rec	% Rec Limits	Qualifiers
1,1,1,2-Tetrachloroethane	ug/L	20	22.6	113	80-124	
1,1,1-Trichloroethane	ug/L	20	21.0	105	80-121	
1,1,2,2-Tetrachloroethane	ug/L	20	19.8	99	73-124	
1,1,2-Trichloroethane	ug/L	20	21.7	109	80-120	
1,1-Dichloroethane	ug/L	20	20.2	101	77-120	
1,1-Dichloroethene	ug/L	20	19.9	99	78-126	
1,1-Dichloropropene	ug/L	20	21.2	106	80-120	
1,2,3-Trichlorobenzene	ug/L	20	22.0	110	75-130	
1,2,3-Trichloropropane	ug/L	20	23.1	116	76-127	
1,2,4-Trichlorobenzene	ug/L	20	21.1	105	79-124	
1,2,4-Trimethylbenzene	ug/L	20	20.1	101	80-122	
1,2-Dibromo-3-chloropropane	ug/L	20	22.0	110	68-131	
1,2-Dibromoethane (EDB)	ug/L	20	20.5	103	80-127	

Results presented on this page are in the units indicated by the "Units" column except where an alternate unit is presented to the right of the result.

This report shall not be reproduced, except in full,
without the written consent of Pace Analytical Services, Inc..

Pace Analytical Services, Inc.
9608 Loiret Blvd.
Lenexa, KS 66219
(913)599-5665

QUALITY CONTROL DATA

Project: FORT SMITH AR
Pace Project No.: 60176665

LABORATORY CONTROL SAMPLE: 1433350

Parameter	Units	Spike Conc.	LCS Result	LCS % Rec	% Rec Limits	Qualifiers
1,2-Dichlorobenzene	ug/L	20	22.5	112	80-122	
1,2-Dichloroethane	ug/L	20	22.7	113	77-123	
1,2-Dichloroethene (Total)	ug/L	40	40.1	100	80-120	
1,2-Dichloropropane	ug/L	20	21.0	105	80-121	
1,3,5-Trimethylbenzene	ug/L	20	21.4	107	80-121	
1,3-Dichlorobenzene	ug/L	20	21.4	107	80-120	
1,3-Dichloropropane	ug/L	20	22.4	112	80-120	
1,4-Dichlorobenzene	ug/L	20	21.3	106	80-120	
2,2-Dichloropropane	ug/L	20	17.5	88	50-137	
2-Butanone (MEK)	ug/L	100	113	113	52-145	
2-Chlorotoluene	ug/L	20	20.9	105	80-120	
2-Hexanone	ug/L	100	113	113	57-139	
4-Chlorotoluene	ug/L	20	23.1	116	80-121	
4-Methyl-2-pentanone (MIBK)	ug/L	100	123	123	71-131	
Acetone	ug/L	100	118	118	32-155	
Benzene	ug/L	20	20.8	104	80-120	
Bromobenzene	ug/L	20	21.1	105	80-120	
Bromochloromethane	ug/L	20	18.0	90	77-123	
Bromodichloromethane	ug/L	20	22.5	113	80-120	
Bromoform	ug/L	20	21.2	106	73-124	
Bromomethane	ug/L	20	16.9	85	31-144	
Carbon disulfide	ug/L	20	21.9	110	65-125	
Carbon tetrachloride	ug/L	20	20.0	100	78-128	
Chlorobenzene	ug/L	20	20.7	103	80-120	
Chloroethane	ug/L	20	18.5	92	55-137	
Chloroform	ug/L	20	20.9	105	79-120	
Chloromethane	ug/L	20	13.6	68	22-138	
cis-1,2-Dichloroethene	ug/L	20	19.8	99	80-120	
cis-1,3-Dichloropropene	ug/L	20	20.5	102	80-120	
Dibromochloromethane	ug/L	20	21.4	107	80-120	
Dibromomethane	ug/L	20	22.3	112	80-122	
Dichlorodifluoromethane	ug/L	20	15.3	77	23-120	
Ethylbenzene	ug/L	20	20.8	104	80-121	
Hexachloro-1,3-butadiene	ug/L	20	18.4	92	77-129	
Isopropylbenzene (Cumene)	ug/L	20	22.1	111	80-136	
Methyl-tert-butyl ether	ug/L	20	21.2	106	74-125	
Methylene chloride	ug/L	20	20.0	100	73-126	
n-Butylbenzene	ug/L	20	21.6	108	83-123	
n-Propylbenzene	ug/L	20	21.5	107	80-122	
Naphthalene	ug/L	20	21.1	105	73-130	
p-Isopropyltoluene	ug/L	20	21.0	105	80-124	
sec-Butylbenzene	ug/L	20	21.2	106	80-129	
Styrene	ug/L	20	21.3	106	80-120	
tert-Butylbenzene	ug/L	20	19.8	99	80-126	
Tetrachloroethene	ug/L	20	21.4	107	80-121	
Toluene	ug/L	20	20.8	104	80-122	
trans-1,2-Dichloroethene	ug/L	20	20.3	101	79-121	

Results presented on this page are in the units indicated by the "Units" column except where an alternate unit is presented to the right of the result.

This report shall not be reproduced, except in full,
without the written consent of Pace Analytical Services, Inc..

Pace Analytical Services, Inc.
9608 Loiret Blvd.
Lenexa, KS 66219
(913)599-5665

QUALITY CONTROL DATA

Project: FORT SMITH AR
Pace Project No.: 60176665

LABORATORY CONTROL SAMPLE: 1433350

Parameter	Units	Spike Conc.	LCS Result	LCS % Rec	% Rec Limits	Qualifiers
trans-1,3-Dichloropropene	ug/L	20	20.4	102	80-127	
Trichloroethene	ug/L	20	20.3	101	80-120	
Trichlorofluoromethane	ug/L	20	20.5	103	67-120	
Vinyl chloride	ug/L	20	19.8	99	59-120	
Xylene (Total)	ug/L	60	63.7	106	80-121	
1,2-Dichloroethane-d4 (S)	%			105	80-120	
4-Bromofluorobenzene (S)	%			98	80-120	
Toluene-d8 (S)	%			97	80-120	

Results presented on this page are in the units indicated by the "Units" column except where an alternate unit is presented to the right of the result.

This report shall not be reproduced, except in full,
without the written consent of Pace Analytical Services, Inc..

Pace Analytical Services, Inc.
9608 Loiret Blvd.
Lenexa, KS 66219
(913)599-5665

QUALIFIERS

Project: FORT SMITH AR
Pace Project No.: 60176665

DEFINITIONS

DF - Dilution Factor, if reported, represents the factor applied to the reported data due to changes in sample preparation, dilution of the sample aliquot, or moisture content.

ND - Not Detected at or above adjusted reporting limit.

J - Estimated concentration above the adjusted method detection limit and below the adjusted reporting limit.

MDL - Adjusted Method Detection Limit.

PQL - Practical Quantitation Limit.

RL - Reporting Limit.

S - Surrogate

1,2-Diphenylhydrazine (8270 listed analyte) decomposes to Azobenzene.

Consistent with EPA guidelines, unrounded data are displayed and have been used to calculate % recovery and RPD values.

LCS(D) - Laboratory Control Sample (Duplicate)

MS(D) - Matrix Spike (Duplicate)

DUP - Sample Duplicate

RPD - Relative Percent Difference

NC - Not Calculable.

SG - Silica Gel - Clean-Up

U - Indicates the compound was analyzed for, but not detected.

N-Nitrosodiphenylamine decomposes and cannot be separated from Diphenylamine using Method 8270. The result reported for each analyte is a combined concentration.

Pace Analytical is TNI accredited. Contact your Pace PM for the current list of accredited analytes.

TNI - The NELAC Institute.

BATCH QUALIFIERS

Batch: MSV/63998

[M5] A matrix spike/matrix spike duplicate was not performed for this batch due to insufficient sample volume.

This report shall not be reproduced, except in full,
without the written consent of Pace Analytical Services, Inc..

Pace Analytical Services, Inc.
9608 Loiret Blvd.
Lenexa, KS 66219
(913)599-5665

QUALITY CONTROL DATA CROSS REFERENCE TABLE

Project: FORT SMITH AR
Pace Project No.: 60176665

Lab ID	Sample ID	QC Batch Method	QC Batch	Analytical Method	Analytical Batch
60176665001	**DP-58-GW-082014**	EPA 5030B/8260	MSV/63998		
60176665002	**DP-59-GW-082014**	EPA 5030B/8260	MSV/63998		
60176665003	**DP-60-GW-082014**	EPA 5030B/8260	MSV/63998		
60176665004	**DP-61-GW-082014**	EPA 5030B/8260	MSV/63998		
60176665005	**TB24-20140826**	EPA 5030B/8260	MSV/63998		

This report shall not be reproduced, except in full,
without the written consent of Pace Analytical Services, Inc..

Pace Analytical
www.pacelabs.com

Sample Condition Upon Receipt

WO#: 60176665

60176665

Client Name: Environ

Optional
Proj Due Date:
Proj Name:

Courier: Fed Ex ☑ UPS ☐ USPS ☐ Client ☐ Commercial ☐ Pace ☐ Other ☐

Tracking #: 5689 1283 9445 Pace Shipping Label Used? Yes ☐ No ☑

Custody Seal on Cooler/Box Present: Yes ☑ No ☐ Seals intact: Yes ☑ No ☐

Packing Material: Bubble Wrap ☐ Bubble Bags ☐ Foam ☑ None ☐ Other ☑ ZPLC

Thermometer Used: T-239 / T-194 **Type of Ice:** (Wet) Blue None ☐ Samples received on ice, cooling process has begun.
(circle one)

Cooler Temperature: 1.8

Temperature should be above freezing to 6°C

Date and initials of person examining contents: AH 8/27

Chain of Custody present:	☑Yes	☐No	☐N/A	1.
Chain of Custody filled out:	☑Yes	☐No	☐N/A	2.
Chain of Custody relinquished:	☑Yes	☐No	☐N/A	3.
Sampler name & signature on COC:	☑Yes	☐No	☐N/A	4.
Samples arrived within holding time:	☑Yes	☐No	☐N/A	5.
Short Hold Time analyses (<72hr):	☐Yes	☑No	☐N/A	6.
Rush Turn Around Time requested:	☑Yes	☐No	☐N/A	7. 24 hrs
Sufficient volume:	☑Yes	☐No	☐N/A	8.
Correct containers used:	☑Yes	☐No	☐N/A	
Pace containers used:	☑Yes	☐No	☐N/A	9.
Containers intact:	☑Yes	☐No	☐N/A	10.
Unpreserved 5035A soils frozen w/in 48hrs?	☐Yes	☐No	☑N/A	11.
Filtered volume received for dissolved tests?	☐Yes	☐No	☑N/A	12.
Sample labels match COC: Includes date/time/ID/analyses Matrix: WT	☑Yes	☐No	☐N/A	13.
All containers needing preservation have been checked.	☐Yes	☐No	☑N/A	
All containers needing preservation are found to be in compliance with EPA recommendation.	☐Yes	☐No	☑N/A	14.
Exceptions: VOA, coliform, TOC, O&G, WI-DRO (water), Phenolics	☑Yes	☐No		Initial when completed / Lot # of added preservative
Trip Blank present:	☑Yes	☐No	☐N/A	
Pace Trip Blank lot # (if purchased): 031714-3DEB				15.
Headspace in VOA vials (>6mm):	☑Yes	☐No	☐N/A	2 of 2 TB headspace 16.
Project sampled in USDA Regulated Area:	☐Yes	☐No	☑N/A	17. List State:

Client Notification/ Resolution: Copy COC to Client? Y / N Field Data Required? Y / N

Person Contacted: _____ Date/Time: _____

Comments/ Resolution: _____

Project Manager Review: MW Date: 8/27/14

Pace Analytical
www.pacelabs.com

The Chain-of Custody is a LEGAL DOCUMENT. All relevant fields must be completed accurately.

Page: 1 of 1

Section A Required Client Information:

Company:	Environ
Address:	7500 College Blvd., Ste. 925
	Overland Park, KS 66210
Email To:	wstonestreet@environcorp.com
Phone: 913-553-5926	Fax:
Requested Due Date/TAT:	24 Hr

Section B Required Project Information:

Report To:	Wendy Stonestreet
Copy To:	Tamara Gleason
	tgleason@environcorp.com
Purchase Order No.:	
Project Name:	Fort Smith, AR
Project Number:	

Section C Invoice Information:

Attention:	Tamara Gleason
Company Name:	
Address:	
Pace Quote Reference:	
Pace Project Manager:	MJ Walls
Pace Profile #:	7444 water, 7709 soil

REGULATORY AGENCY

☐ NPDES ☐ GROUND WATER ☐ DRINKING WATER
☐ UST ☐ RCRA ☐ OTHER _____

Site Location STATE: AR

Section D Required Client Information

Valid Matrix Codes

MATRIX	CODE
DRINKING WATER	DW
WATER	WT
WASTE WATER	WW
PRODUCT	P
SOIL/SOLID	SL
OIL	OL
WIPE	WP
AIR	AR
OTHER	OT
TISSUE	TS

SAMPLE ID (A-Z, 0-9 / ,-) Sample IDs MUST BE UNIQUE

Requested Analysis Filtered (Y/N): N

ITEM #	SAMPLE ID	MATRIX CODE (see valid codes to left)	SAMPLE TYPE (G=GRAB C=COMP)	COLLECTED Composite Start DATE	COLLECTED Composite Start TIME	COLLECTED Composite End/Grab DATE	COLLECTED Composite End/Grab TIME	SAMPLE TEMP AT COLLECTION	# OF CONTAINERS	Preservatives: Unpreserved	H_2SO_4	HNO_3	HCl	NaOH	$Na_2S_2O_3$	Methanol	Other	Analysis Test: 8260 client specific list	Residual Chlorine (Y/N)	Pace Project No./ Lab I.D.
1	DP-58-GW-082014	WT	G			8/26/14	1340		2				X					X		3(D694H)
2	DP-59-GW-082014	↓	↓			↓	1100		2				↓					↓		2(D694H)
3	DP-60-GW-082014	↓	↓			↓	1245		3				↓					↓		↓
4	DP-61-GW-082014	↓	↓			↓	1618		3				↓					↓		3(D694H)
5	Trip Blank 16-082014	↓							2				↓					↓		2(D694H)
6	Temp Blank	↓							1											
7																				
8																				
9																				
10																				
11																				
12																				

60176665

ADDITIONAL COMMENTS	RELINQUISHED BY / AFFILIATION	DATE	TIME	ACCEPTED BY / AFFILIATION	DATE	TIME	SAMPLE CONDITIONS			
24 Hr TAT	[signature] / ENVIRON	8/26/14	1740	[signature] / PAS	8/27	8:30	1.8	Y	Y	Y

SAMPLER NAME AND SIGNATURE

PRINT Name of SAMPLER: Nick Zurweller

SIGNATURE of SAMPLER: [signature] DATE Signed (MM/DD/YY): 8/26/14

Temp in °C | Received on Ice (Y/N) | Custody Sealed Cooler (Y/N) | Samples Intact (Y/N)

*Important Note: By signing this form you are accepting Pace's NET 30 day payment terms and agreeing to late charges of 1.5% per month for any invoices not paid within 30 days.

F-ALL-Q-020rev.07, 15-Feb-2007

Pace Analytical Services, Inc.
9608 Loiret Blvd.
Lenexa, KS 66219
(913)599-5665

August 29, 2014

Wendy Stonestreet
Environ International Corporation
7500 College Blvd Ste 925
Overland Park, KS 66210

RE: Project: FORT SMITH WATER
Pace Project No.: 60176774

Dear Wendy Stonestreet:
Enclosed are the analytical results for sample(s) received by the laboratory on August 28, 2014. The results relate only to the samples included in this report. Results reported herein conform to the most current TNI standards and the laboratory's Quality Assurance Manual, where applicable, unless otherwise noted in the body of the report.

If you have any questions concerning this report, please feel free to contact me.

Sincerely,

Heather M. Wilson

Heather Wilson for
Mary Jane Walls
maryjane.walls@pacelabs.com
PM Lab Management

Enclosures

cc: EDD, Environ_AR
Tamara Gleason, ENVIRON International Corporation

REPORT OF LABORATORY ANALYSIS

This report shall not be reproduced, except in full,
without the written consent of Pace Analytical Services, Inc..

Pace Analytical Services, Inc.
9608 Loiret Blvd.
Lenexa, KS 66219
(913)599-5665

CERTIFICATIONS

Project: FORT SMITH WATER
Pace Project No.: 60176774

Kansas Certification IDs
9608 Loiret Boulevard, Lenexa, KS 66219
WY STR Certification #: 2456.01
Arkansas Certification #: 13-012-0
Illinois Certification #: 003097
Iowa Certification #: 118
Kansas/NELAP Certification #: E-10116
Louisiana Certification #: 03055
Nevada Certification #: KS000212008A
Oklahoma Certification #: 9205/9935
Texas Certification #: T104704407
Utah Certification #: KS00021

This report shall not be reproduced, except in full,
without the written consent of Pace Analytical Services, Inc..

Pace Analytical Services, Inc.
9608 Loiret Blvd.
Lenexa, KS 66219
(913)599-5665

SAMPLE SUMMARY

Project: FORT SMITH WATER
Pace Project No.: 60176774

Lab ID	Sample ID	Matrix	Date Collected	Date Received
60176774001	**DP-62-GW-082014**	Water	08/27/14 09:25	08/28/14 01:30
60176774002	**TB25-20140827**	Water	08/27/14 09:25	08/28/14 01:30

This report shall not be reproduced, except in full,
without the written consent of Pace Analytical Services, Inc..

Pace Analytical Services, Inc.
9608 Loiret Blvd.
Lenexa, KS 66219
(913)599-5665

SAMPLE ANALYTE COUNT

Project: FORT SMITH WATER
Pace Project No.: 60176774

Lab ID	Sample ID	Method	Analysts	Analytes Reported
60176774001	**DP-62-GW-082014**	EPA 5030B/8260	PRG	38
60176774002	**TB25-20140827**	EPA 5030B/8260	PRG	38

This report shall not be reproduced, except in full,
without the written consent of Pace Analytical Services, Inc..

Pace Analytical Services, Inc.
9608 Loiret Blvd.
Lenexa, KS 66219
(913)599-5665

PROJECT NARRATIVE

Project: FORT SMITH WATER
Pace Project No.: 60176774

Method: **EPA 5030B/8260**
Description: 8260 MSV
Client: Environ_AR
Date: August 29, 2014

General Information:
2 samples were analyzed for EPA 5030B/8260. All samples were received in acceptable condition with any exceptions noted below.

Hold Time:
The samples were analyzed within the method required hold times with any exceptions noted below.

Initial Calibrations (including MS Tune as applicable):
All criteria were within method requirements with any exceptions noted below.

Continuing Calibration:
All criteria were within method requirements with any exceptions noted below.

Internal Standards:
All internal standards were within QC limits with any exceptions noted below.

Surrogates:
All surrogates were within QC limits with any exceptions noted below.

Method Blank:
All analytes were below the report limit in the method blank, where applicable, with any exceptions noted below.

Laboratory Control Spike:
All laboratory control spike compounds were within QC limits with any exceptions noted below.

Matrix Spikes:
All percent recoveries and relative percent differences (RPDs) were within acceptance criteria with any exceptions noted below.

QC Batch: MSV/64028

A matrix spike/matrix spike duplicate was not performed due to insufficient sample volume.

Additional Comments:

This data package has been reviewed for quality and completeness and is approved for release.

This report shall not be reproduced, except in full,
without the written consent of Pace Analytical Services, Inc..

Pace Analytical Services, Inc.
9608 Loiret Blvd.
Lenexa, KS 66219
(913)599-5665

ANALYTICAL RESULTS

Project: FORT SMITH WATER
Pace Project No.: 60176774

Sample: DP-62-GW-082014 **Lab ID: 60176774001** Collected: 08/27/14 09:25 Received: 08/28/14 01:30 Matrix: Water

Parameters	Results	Units	Report Limit	MDL	DF	Prepared	Analyzed	CAS No.	Qual
8260 MSV	Analytical Method: EPA 5030B/8260								
Acetone	ND	ug/L	10.0	5.0	1		08/28/14 16:54	67-64-1	
Benzene	ND	ug/L	5.0	0.50	1		08/28/14 16:54	71-43-2	
Bromodichloromethane	ND	ug/L	5.0	0.50	1		08/28/14 16:54	75-27-4	
Bromoform	ND	ug/L	5.0	0.50	1		08/28/14 16:54	75-25-2	
Bromomethane	ND	ug/L	7.0	2.5	1		08/28/14 16:54	74-83-9	
2-Butanone (MEK)	ND	ug/L	10.0	5.0	1		08/28/14 16:54	78-93-3	
Carbon disulfide	ND	ug/L	10.0	2.5	1		08/28/14 16:54	75-15-0	
Carbon tetrachloride	ND	ug/L	5.0	0.50	1		08/28/14 16:54	56-23-5	
Chlorobenzene	ND	ug/L	5.0	0.50	1		08/28/14 16:54	108-90-7	
Chloroethane	ND	ug/L	10.0	0.50	1		08/28/14 16:54	75-00-3	
Chloroform	ND	ug/L	5.0	0.50	1		08/28/14 16:54	67-66-3	
Chloromethane	ND	ug/L	10.0	0.50	1		08/28/14 16:54	74-87-3	
Dibromochloromethane	ND	ug/L	5.0	0.50	1		08/28/14 16:54	124-48-1	
1,1-Dichloroethane	ND	ug/L	2.4	0.50	1		08/28/14 16:54	75-34-3	
1,2-Dichloroethane	ND	ug/L	5.0	0.50	1		08/28/14 16:54	107-06-2	
1,1-Dichloroethene	ND	ug/L	5.0	0.50	1		08/28/14 16:54	75-35-4	
cis-1,2-Dichloroethene	ND	ug/L	5.0	0.50	1		08/28/14 16:54	156-59-2	
trans-1,2-Dichloroethene	ND	ug/L	5.0	0.50	1		08/28/14 16:54	156-60-5	
1,2-Dichloropropane	ND	ug/L	5.0	0.50	1		08/28/14 16:54	78-87-5	
cis-1,3-Dichloropropene	ND	ug/L	1.0	0.50	1		08/28/14 16:54	10061-01-5	
trans-1,3-Dichloropropene	ND	ug/L	1.0	0.50	1		08/28/14 16:54	10061-02-6	
Ethylbenzene	ND	ug/L	5.0	0.50	1		08/28/14 16:54	100-41-4	
2-Hexanone	ND	ug/L	10.0	5.0	1		08/28/14 16:54	591-78-6	
Methylene chloride	ND	ug/L	5.0	0.50	1		08/28/14 16:54	75-09-2	
4-Methyl-2-pentanone (MIBK)	ND	ug/L	10.0	2.5	1		08/28/14 16:54	108-10-1	
Styrene	ND	ug/L	5.0	0.50	1		08/28/14 16:54	100-42-5	
1,1,2,2-Tetrachloroethane	ND	ug/L	1.0	0.50	1		08/28/14 16:54	79-34-5	
Tetrachloroethene	ND	ug/L	5.0	0.50	1		08/28/14 16:54	127-18-4	
Toluene	ND	ug/L	5.0	0.50	1		08/28/14 16:54	108-88-3	
1,1,1-Trichloroethane	ND	ug/L	5.0	0.50	1		08/28/14 16:54	71-55-6	
1,1,2-Trichloroethane	ND	ug/L	5.0	0.50	1		08/28/14 16:54	79-00-5	
Trichloroethene	ND	ug/L	5.0	0.50	1		08/28/14 16:54	79-01-6	
Vinyl chloride	ND	ug/L	2.0	0.50	1		08/28/14 16:54	75-01-4	
Xylene (Total)	ND	ug/L	5.0	1.5	1		08/28/14 16:54	1330-20-7	
Surrogates									
4-Bromofluorobenzene (S)	103	%	80-120		1		08/28/14 16:54	460-00-4	
1,2-Dichloroethane-d4 (S)	104	%	80-120		1		08/28/14 16:54	17060-07-0	
Toluene-d8 (S)	98	%	80-120		1		08/28/14 16:54	2037-26-5	
Preservation pH	**1.0**		0.10	0.10	1		08/28/14 16:54		

This report shall not be reproduced, except in full,
without the written consent of Pace Analytical Services, Inc..

Pace Analytical Services, Inc.
9608 Loiret Blvd.
Lenexa, KS 66219
(913)599-5665

ANALYTICAL RESULTS

Project: FORT SMITH WATER
Pace Project No.: 60176774

Sample: TB25-20140827 **Lab ID: 60176774002** Collected: 08/27/14 09:25 Received: 08/28/14 01:30 Matrix: Water

Parameters	Results	Units	Report Limit	MDL	DF	Prepared	Analyzed	CAS No.	Qual
8260 MSV	Analytical Method: EPA 5030B/8260								
Acetone	ND	ug/L	10.0	5.0	1		08/28/14 16:40	67-64-1	
Benzene	ND	ug/L	5.0	0.50	1		08/28/14 16:40	71-43-2	
Bromodichloromethane	ND	ug/L	5.0	0.50	1		08/28/14 16:40	75-27-4	
Bromoform	ND	ug/L	5.0	0.50	1		08/28/14 16:40	75-25-2	
Bromomethane	ND	ug/L	7.0	2.5	1		08/28/14 16:40	74-83-9	
2-Butanone (MEK)	ND	ug/L	10.0	5.0	1		08/28/14 16:40	78-93-3	
Carbon disulfide	ND	ug/L	10.0	2.5	1		08/28/14 16:40	75-15-0	
Carbon tetrachloride	ND	ug/L	5.0	0.50	1		08/28/14 16:40	56-23-5	
Chlorobenzene	ND	ug/L	5.0	0.50	1		08/28/14 16:40	108-90-7	
Chloroethane	ND	ug/L	10.0	0.50	1		08/28/14 16:40	75-00-3	
Chloroform	ND	ug/L	5.0	0.50	1		08/28/14 16:40	67-66-3	
Chloromethane	ND	ug/L	10.0	0.50	1		08/28/14 16:40	74-87-3	
Dibromochloromethane	ND	ug/L	5.0	0.50	1		08/28/14 16:40	124-48-1	
1,1-Dichloroethane	ND	ug/L	2.4	0.50	1		08/28/14 16:40	75-34-3	
1,2-Dichloroethane	ND	ug/L	5.0	0.50	1		08/28/14 16:40	107-06-2	
1,1-Dichloroethene	ND	ug/L	5.0	0.50	1		08/28/14 16:40	75-35-4	
cis-1,2-Dichloroethene	ND	ug/L	5.0	0.50	1		08/28/14 16:40	156-59-2	
trans-1,2-Dichloroethene	ND	ug/L	5.0	0.50	1		08/28/14 16:40	156-60-5	
1,2-Dichloropropane	ND	ug/L	5.0	0.50	1		08/28/14 16:40	78-87-5	
cis-1,3-Dichloropropene	ND	ug/L	1.0	0.50	1		08/28/14 16:40	10061-01-5	
trans-1,3-Dichloropropene	ND	ug/L	1.0	0.50	1		08/28/14 16:40	10061-02-6	
Ethylbenzene	ND	ug/L	5.0	0.50	1		08/28/14 16:40	100-41-4	
2-Hexanone	ND	ug/L	10.0	5.0	1		08/28/14 16:40	591-78-6	
Methylene chloride	ND	ug/L	5.0	0.50	1		08/28/14 16:40	75-09-2	
4-Methyl-2-pentanone (MIBK)	ND	ug/L	10.0	2.5	1		08/28/14 16:40	108-10-1	
Styrene	ND	ug/L	5.0	0.50	1		08/28/14 16:40	100-42-5	
1,1,2,2-Tetrachloroethane	ND	ug/L	1.0	0.50	1		08/28/14 16:40	79-34-5	
Tetrachloroethene	ND	ug/L	5.0	0.50	1		08/28/14 16:40	127-18-4	
Toluene	ND	ug/L	5.0	0.50	1		08/28/14 16:40	108-88-3	
1,1,1-Trichloroethane	ND	ug/L	5.0	0.50	1		08/28/14 16:40	71-55-6	
1,1,2-Trichloroethane	ND	ug/L	5.0	0.50	1		08/28/14 16:40	79-00-5	
Trichloroethene	ND	ug/L	5.0	0.50	1		08/28/14 16:40	79-01-6	
Vinyl chloride	ND	ug/L	2.0	0.50	1		08/28/14 16:40	75-01-4	
Xylene (Total)	ND	ug/L	5.0	1.5	1		08/28/14 16:40	1330-20-7	
Surrogates									
4-Bromofluorobenzene (S)	103	%	80-120		1		08/28/14 16:40	460-00-4	
1,2-Dichloroethane-d4 (S)	100	%	80-120		1		08/28/14 16:40	17060-07-0	
Toluene-d8 (S)	102	%	80-120		1		08/28/14 16:40	2037-26-5	
Preservation pH	**1.0**		0.10	0.10	1		08/28/14 16:40		

This report shall not be reproduced, except in full,
without the written consent of Pace Analytical Services, Inc..

Pace Analytical Services, Inc.
9608 Loiret Blvd.
Lenexa, KS 66219
(913)599-5665

QUALITY CONTROL DATA

Project: FORT SMITH WATER
Pace Project No.: 60176774

QC Batch: MSV/64028 | Analysis Method: EPA 5030B/8260
QC Batch Method: EPA 5030B/8260 | Analysis Description: 8260 MSV Water 10 mL Purge
Associated Lab Samples: 60176774001, 60176774002

METHOD BLANK: 1434107 | Matrix: Water
Associated Lab Samples: 60176774001, 60176774002

Parameter	Units	Blank Result	Reporting Limit	Analyzed	Qualifiers
1,1,1-Trichloroethane	ug/L	ND	5.0	08/28/14 15:29	
1,1,2,2-Tetrachloroethane	ug/L	ND	1.0	08/28/14 15:29	
1,1,2-Trichloroethane	ug/L	ND	5.0	08/28/14 15:29	
1,1-Dichloroethane	ug/L	ND	2.4	08/28/14 15:29	
1,1-Dichloroethene	ug/L	ND	5.0	08/28/14 15:29	
1,2-Dichloroethane	ug/L	ND	5.0	08/28/14 15:29	
1,2-Dichloropropane	ug/L	ND	5.0	08/28/14 15:29	
2-Butanone (MEK)	ug/L	ND	10.0	08/28/14 15:29	
2-Hexanone	ug/L	ND	10.0	08/28/14 15:29	
4-Methyl-2-pentanone (MIBK)	ug/L	ND	10.0	08/28/14 15:29	
Acetone	ug/L	ND	10.0	08/28/14 15:29	
Benzene	ug/L	ND	5.0	08/28/14 15:29	
Bromodichloromethane	ug/L	ND	5.0	08/28/14 15:29	
Bromoform	ug/L	ND	5.0	08/28/14 15:29	
Bromomethane	ug/L	ND	7.0	08/28/14 15:29	
Carbon disulfide	ug/L	ND	10.0	08/28/14 15:29	
Carbon tetrachloride	ug/L	ND	5.0	08/28/14 15:29	
Chlorobenzene	ug/L	ND	5.0	08/28/14 15:29	
Chloroethane	ug/L	ND	10.0	08/28/14 15:29	
Chloroform	ug/L	ND	5.0	08/28/14 15:29	
Chloromethane	ug/L	ND	10.0	08/28/14 15:29	
cis-1,2-Dichloroethene	ug/L	ND	5.0	08/28/14 15:29	
cis-1,3-Dichloropropene	ug/L	ND	1.0	08/28/14 15:29	
Dibromochloromethane	ug/L	ND	5.0	08/28/14 15:29	
Ethylbenzene	ug/L	ND	5.0	08/28/14 15:29	
Methylene chloride	ug/L	ND	5.0	08/28/14 15:29	
Styrene	ug/L	ND	5.0	08/28/14 15:29	
Tetrachloroethene	ug/L	ND	5.0	08/28/14 15:29	
Toluene	ug/L	ND	5.0	08/28/14 15:29	
trans-1,2-Dichloroethene	ug/L	ND	5.0	08/28/14 15:29	
trans-1,3-Dichloropropene	ug/L	ND	1.0	08/28/14 15:29	
Trichloroethene	ug/L	ND	5.0	08/28/14 15:29	
Vinyl chloride	ug/L	ND	2.0	08/28/14 15:29	
Xylene (Total)	ug/L	ND	5.0	08/28/14 15:29	
1,2-Dichloroethane-d4 (S)	%	97	80-120	08/28/14 15:29	
4-Bromofluorobenzene (S)	%	99	80-120	08/28/14 15:29	
Toluene-d8 (S)	%	99	80-120	08/28/14 15:29	

Results presented on this page are in the units indicated by the "Units" column except where an alternate unit is presented to the right of the result.

This report shall not be reproduced, except in full,
without the written consent of Pace Analytical Services, Inc..

Pace Analytical Services, Inc.
9608 Loiret Blvd.
Lenexa, KS 66219
(913)599-5665

QUALITY CONTROL DATA

Project: FORT SMITH WATER
Pace Project No.: 60176774

LABORATORY CONTROL SAMPLE: 1434108

Parameter	Units	Spike Conc.	LCS Result	LCS % Rec	% Rec Limits	Qualifiers
1,1,1-Trichloroethane	ug/L	20	19.7	98	80-121	
1,1,2,2-Tetrachloroethane	ug/L	20	18.7	93	73-124	
1,1,2-Trichloroethane	ug/L	20	20.5	103	80-120	
1,1-Dichloroethane	ug/L	20	19.9	99	77-120	
1,1-Dichloroethene	ug/L	20	19.2	96	78-126	
1,2-Dichloroethane	ug/L	20	19.9	99	77-123	
1,2-Dichloropropane	ug/L	20	19.5	97	80-121	
2-Butanone (MEK)	ug/L	100	94.7	95	52-145	
2-Hexanone	ug/L	100	94.4	94	57-139	
4-Methyl-2-pentanone (MIBK)	ug/L	100	99.1	99	71-131	
Acetone	ug/L	100	91.5	92	32-155	
Benzene	ug/L	20	19.7	99	80-120	
Bromodichloromethane	ug/L	20	19.3	97	80-120	
Bromoform	ug/L	20	19.7	99	73-124	
Bromomethane	ug/L	20	24.4	122	31-144	
Carbon disulfide	ug/L	20	22.6	113	65-125	
Carbon tetrachloride	ug/L	20	21.1	105	78-128	
Chlorobenzene	ug/L	20	20.0	100	80-120	
Chloroethane	ug/L	20	19.6	98	55-137	
Chloroform	ug/L	20	19.7	99	79-120	
Chloromethane	ug/L	20	23.3	116	22-138	
cis-1,2-Dichloroethene	ug/L	20	20.8	104	80-120	
cis-1,3-Dichloropropene	ug/L	20	19.0	95	80-120	
Dibromochloromethane	ug/L	20	19.2	96	80-120	
Ethylbenzene	ug/L	20	18.8	94	80-121	
Methylene chloride	ug/L	20	19.4	97	73-126	
Styrene	ug/L	20	20.0	100	80-120	
Tetrachloroethene	ug/L	20	20.1	100	80-121	
Toluene	ug/L	20	19.6	98	80-122	
trans-1,2-Dichloroethene	ug/L	20	19.8	99	79-121	
trans-1,3-Dichloropropene	ug/L	20	19.4	97	80-127	
Trichloroethene	ug/L	20	21.2	106	80-120	
Vinyl chloride	ug/L	20	19.6	98	59-120	
Xylene (Total)	ug/L	60	58.6	98	80-121	
1,2-Dichloroethane-d4 (S)	%			95	80-120	
4-Bromofluorobenzene (S)	%			97	80-120	
Toluene-d8 (S)	%			98	80-120	

Results presented on this page are in the units indicated by the "Units" column except where an alternate unit is presented to the right of the result.

This report shall not be reproduced, except in full,
without the written consent of Pace Analytical Services, Inc..

Pace Analytical Services, Inc.
9608 Loiret Blvd.
Lenexa, KS 66219
(913)599-5665

QUALIFIERS

Project: FORT SMITH WATER
Pace Project No.: 60176774

DEFINITIONS

DF - Dilution Factor, if reported, represents the factor applied to the reported data due to changes in sample preparation, dilution of the sample aliquot, or moisture content.

ND - Not Detected at or above adjusted reporting limit.

J - Estimated concentration above the adjusted method detection limit and below the adjusted reporting limit.

MDL - Adjusted Method Detection Limit.

PQL - Practical Quantitation Limit.

RL - Reporting Limit.

S - Surrogate

1,2-Diphenylhydrazine (8270 listed analyte) decomposes to Azobenzene.

Consistent with EPA guidelines, unrounded data are displayed and have been used to calculate % recovery and RPD values.

LCS(D) - Laboratory Control Sample (Duplicate)

MS(D) - Matrix Spike (Duplicate)

DUP - Sample Duplicate

RPD - Relative Percent Difference

NC - Not Calculable.

SG - Silica Gel - Clean-Up

U - Indicates the compound was analyzed for, but not detected.

N-Nitrosodiphenylamine decomposes and cannot be separated from Diphenylamine using Method 8270. The result reported for each analyte is a combined concentration.

Pace Analytical is TNI accredited. Contact your Pace PM for the current list of accredited analytes.

TNI - The NELAC Institute.

BATCH QUALIFIERS

Batch: MSV/64028

[M5] A matrix spike/matrix spike duplicate was not performed for this batch due to insufficient sample volume.

This report shall not be reproduced, except in full,
without the written consent of Pace Analytical Services, Inc..

Pace Analytical Services, Inc.
9608 Loiret Blvd.
Lenexa, KS 66219
(913)599-5665

QUALITY CONTROL DATA CROSS REFERENCE TABLE

Project: FORT SMITH WATER
Pace Project No.: 60176774

Lab ID	Sample ID	QC Batch Method	QC Batch	Analytical Method	Analytical Batch
60176774001	**DP-62-GW-082014**	EPA 5030B/8260	MSV/64028		
60176774002	**TB25-20140827**	EPA 5030B/8260	MSV/64028		

This report shall not be reproduced, except in full,
without the written consent of Pace Analytical Services, Inc..

Pace Analytical®
www.pacelabs.com

Sample Condition Upon Receipt

WO# : 60176774

60176774

Client Name: Environ

Optional
Proj Due Date:
Proj Name:

Courier: Fed Ex ☐ UPS ☐ USPS ☐ Client ☐ Commercial ☐ Pace ☐ Other ☒ VEA

Tracking #: _____ Pace Shipping Label Used? Yes ☐ No ☑

Custody Seal on Cooler/Box Present: Yes ☑ No ☐ Seals intact: Yes ☑ No ☐

Packing Material: Bubble Wrap ☐ Bubble Bags ☐ Foam ☑ None ☐ Other ☑ 2pIC

Thermometer Used: T-239 / T-194 **Type of Ice:** Wet Blue None (circle one) ☐ Samples received on ice, cooling process has begun.

Cooler Temperature: 3.2

Temperature should be above freezing to 6°C

Date and initials of person examining contents: PVB 8/28/14

Chain of Custody present:	☑Yes ☐No ☐N/A	1.
Chain of Custody filled out:	☑Yes ☐No ☐N/A	2.
Chain of Custody relinquished:	☑Yes ☐No ☐N/A	3.
Sampler name & signature on COC:	☑Yes ☐No ☐N/A	4.
Samples arrived within holding time:	☑Yes ☐No ☐N/A	5.
Short Hold Time analyses (<72hr):	☐Yes ☑No ☐N/A	6.
Rush Turn Around Time requested:	☑Yes ☐No ☐N/A	7. 24Hr
Sufficient volume:	☑Yes ☐No ☐N/A	8.
Correct containers used:	☑Yes ☐No ☐N/A	
Pace containers used:	☑Yes ☐No ☐N/A	9.
Containers intact:	☑Yes ☐No ☐N/A	10.
Unpreserved 5035A soils frozen w/in 48hrs?	☐Yes ☐No ☑N/A	11.
Filtered volume received for dissolved tests?	☐Yes ☐No ☑N/A	12.
Sample labels match COC: Includes date/time/ID/analyses Matrix:	☑Yes ☐No ☐N/A W	13.
All containers needing preservation have been checked.	☐Yes ☐No ☑N/A	
All containers needing preservation are found to be in compliance with EPA recommendation.	☐Yes ☐No ☑N/A	14.
Exceptions: VOA coliform, TOC, O&G, WI-DRO (water), Phenolics	☑Yes ☐No	Initial when completed / Lot # of added preservative
Trip Blank present: Pace Trip Blank lot # (if purchased): 072114-3	☑Yes ☐No ☐N/A	15.
Headspace in VOA vials (>6mm):	☐Yes ☑No ☐N/A	16.
Project sampled in USDA Regulated Area:	☐Yes ☐No ☑N/A	17. List State:

Client Notification/ Resolution: Copy COC to Client? Y / N Field Data Required? Y / N

Person Contacted: _____ Date/Time: _____

Comments/ Resolution: _____

Project Manager Review: MW Date: 8/28/14

F-KS-C-003-Rev.7, 04December2012

Pace Analytical
www.pacelabs.com

CHAIN-OF-CUSTODY / Analytical Request Document

The Chain-of-Custody is a LEGAL DOCUMENT. All relevant fields must be completed accurately.

Page: 1 of 1

1777449

Section A Required Client Information:

Company: ENVIRON
Address: 7500 College Blvd. STE. 925 Overland Park, KS
Email To: wstonestreet@environcorp.com
Phone: 913-553-5926 Fax:
Requested Due Date/TAT: 24Hr

Section B Required Project Information:

Report To: Wendy Stonestreet
Copy To: Tamara Gleason tgleason@environcorp.com
Purchase Order No.:
Project Name: Fort Smith, AR
Project Number:

Section C Invoice Information:

Attention: Tamara Gleason
Company Name:
Address:
Pace Quote Reference:
Pace Project Manager: MJ Walls
Pace Profile #:

REGULATORY AGENCY

☐ NPDES ☐ GROUND WATER ☐ DRINKING WATER
☐ UST ☐ RCRA ☐ OTHER _____

Site Location STATE: _____

Section D Required Client Information

Matrix Codes (MATRIX / CODE): Drinking Water DW; Water WT; Waste Water WW; Product P; Soil/Solid SL; Oil OL; Wipe WP; Air AR; Tissue TS; Other OT

SAMPLE ID (A-Z, 0-9 / ,-) Sample IDs MUST BE UNIQUE

Requested Analysis Filtered (Y/N): N

ITEM #	SAMPLE ID	MATRIX CODE (see valid codes to left)	SAMPLE TYPE (G=GRAB C=COMP)	COLLECTED COMPOSITE START DATE	COLLECTED COMPOSITE START TIME	COLLECTED COMPOSITE END/GRAB DATE	COLLECTED COMPOSITE END/GRAB TIME	SAMPLE TEMP AT COLLECTION	# OF CONTAINERS	Preservatives: Unpreserved	H_2SO_4	HNO_3	HCl	NaOH	$Na_2S_2O_3$	Methanol	Other	Analysis Test (Y/N): Boeco Client Specific	Residual Chlorine (Y/N)	Pace Project No./ Lab I.D.
1	DP-62-GW-082014	WT	G			8/27/14	0925		3				X					X		30176774 61
2	TripBlank17-082014	WT							2				X					X		30176774 62
3	Temp Blank	WT							1	X										
4																				
5																				
6																				
7																				
8																				
9																				
10																				
11																				
12																				

ADDITIONAL COMMENTS	RELINQUISHED BY / AFFILIATION	DATE	TIME	ACCEPTED BY / AFFILIATION	DATE	TIME	SAMPLE CONDITIONS		
24 Hr. TAT !	[signature] / ENVIRON	8/27/14	1800	[signature]	8/28/14	0130	3.2	Y	Y	Y

SAMPLER NAME AND SIGNATURE
PRINT Name of SAMPLER: Nick Zurweller
SIGNATURE of SAMPLER: [signature] DATE Signed (MM/DD/YY): 8/27/14

Temp in °C | Received on Ice (Y/N) | Custody Sealed Cooler (Y/N) | Samples Intact (Y/N)

ORIGINAL

*Important Note: By signing this form you are accepting Pace's NET 30 day payment terms and agreeing to late charges of 1.5% per month for any invoices not paid within 30 days.

F-ALL-Q-020rev.07, 15-May-2007

Appendix C
Soil Boring Logs

ENVIRON

7500 College Blvd, Overland Park, Kansas 66210

Site ID: DP-38	Date(s): **8/5/2014**
Location: **Fort Smith, Arkansas**	
Logged By: **N. Zurweller**	Checked By: **K. Stonestreet**
Contractor: **McCray Drilling**	Purpose: **Soil Boring**
Drilling Method: **Direct Push**	GS Elevation: **474.04 amsl** / TOC Elevation: **Not Measured**
Sampling Method: **Continuous Sampler**	North: **368987.73** / East: **590674.83**
Borehole Dia.: **2.25 inches**	Total Depth: **32.0 feet**
Project Number: **3434446A**	
Project Name: **Whirlpool Corporation**	
Remarks:	

Well Construction:

Blank Casing: Sch. 40 0.75" PVC 0 FT to 21 FT

Screen: Sch. 40 0.010 PVC 21 FT to 31 FT

Annular Fill: None

Elevation (ft)	Depth (ft)	Recovery (feet)	Sample No.	PID (ppm)	Graphic Log	USCS Code	Material Description	Water Level	Well Construction (Flush Mount)
		2		0		MH	CLAYEY SILT FILL, LITTLE SAND, SLIGHTLY PLASTIC, SLIGHTLY STIFF, SLIGHTLY MOIST		
		1.5		0			CLAYEY SILT, DARK GRAY, SOME GRAVEL, SUBANGULAR, UP TO 1/2", ORGANIC ODOR, MOIST		
470			DP-38(5)						
	5	2		0			CLAYEY SILT, DARK GRAY, ORGANIC ODOR, VERY MOIST		
		1.5		0.7		CL	SILTY CLAY, BROWN, WITH LIGHT GRAY MOTTLING, STIFF, PLASTIC, SLIGHTLY MOIST		
465		2		2.9			SILTY CLAY, BROWN, LITTLE LIGHT GRAY MOTTLING, TRACE GRAVEL, SUBROUNDED, UP TO 1/4", TRACE BLACK NODULES, PLASTIC, STIFF, MOIST		
	10	2		1.7					
		2		2.0					
460			DP-38(14.5)						
	15	2		0.4			SILTY CLAY AS ABOVE, VERY STIFF		
		2	DP-38(18)	0			SILTY CLAY, BROWN, SOME GRAY MOTTLING, TRACE GRAVEL, TRACE BLACK NODULES, SUBROUNDED, UP TO 1/4", PLASTIC, VERY STIFF, MOIST, INCREASING SILT WITH DEPTH		
455		2		0			SILTY CLAY AS ABOVE, SOME BLACK NODULES		
	20	2	DP-38(22)	0					
		2		0		SC	SILTY SAND, GRAY, LITTLE BROWN, SOME CLAY, VERY FINE GRAIN, COHESIVE, WET		
450			DP-38(25)			CL			
	25	2		0		GC	SANDY CLAY, BROWN, WITH SILT, VERY FINE GRAIN, COHESIVE, STIFF, MOIST		
		2		0			SAND AND GRAVEL, BROWN, TRACE LIGHT GRAY MOTTLING, WITH SILTY CLAY, TRACE BLACK NODULES, FINE TO MEDIUM GRAIN, SUBROUNDED, UP TO 1/2", COHESIVE, VERY MOIST		
445		2		0.8		CL	SAND AND GRAVEL, BROWN, TRACE LIGHT GRAY MOTTLING, WITH SILTY CLAY, MEDIUM TO COARSE GRAIN, SUBROUNDED, UP TO 1/2", COHESIVE, INCREASING CLAY WITH DEPTH, TRACE BLACK NODULES, VERY MOIST		

Report: WELL_LOG_REV_MKE; File: WHIRLPOOL_LOGS.GPJ; 09/10/14

ENVIRON

7500 College Blvd, Overland Park, Kansas 66210

Site ID: DP-38

Project Name: **Whirlpool Corporation**

Project Number: **3434446A**

Elevation (ft)	Depth (ft)	Recovery (feet)	Sample No.	PID (ppm)	Graphic Log	USCS Code	Material Description	Water Level	Well Construction
		1		0			SILTY CLAY, BROWN, LITTLE GRAY, TRACE BLACK NODULES, SLIGHTLY PLASTIC, LAMINATED, VERY STIFF, SLIGHTLY MOIST		
							SHALE, VERY DARK GRAY, CRUMBLY, SLIGHTLY LAMINATED, STIFF, DRY		
440	35								
435	40								
430	45								
425	50								
420	55								
415	60								
410	65								
405									

ENVIRON

7500 College Blvd, Overland Park, Kansas 66210

Site ID: DP-39	Date(s): **8/6/2014**
Location: **Fort Smith, Arkansas**	
Logged By: **N. Zurweller**	Checked By: **K. Stonestreet**
Contractor: **McCray Drilling**	Purpose: **Soil Boring**
Drilling Method: **Direct Push**	GS Elevation: **472.66 amsl** / TOC Elevation: **Not Measured**
Sampling Method: **Continuous Sampler**	North: **368963.94** / East: **590634.94**
Borehole Dia.: **2.25 inches**	Total Depth: **30.0 feet**
Project Number: **3434446A**	
Project Name: **Whirlpool Corporation**	
Remarks:	

Well Construction:

Blank Casing: Sch. 40 0.75" PVC 0 FT to 20 FT

Screen: Sch. 40 0.010 PVC 20 FT to 30 FT

Annular Fill: None

Elevation (ft)	Depth (ft)	Recovery (feet)	Sample No.	PID (ppm)	Graphic Log	USCS Code	Material Description	Water Level	Well Construction (Flush Mount)
		2		0			FILL		
470		2	DP-39(4)	0		CL	SILTY CLAY, BROWN AND DARK BROWN, LITTLE LIGHT GRAY MOTTLING, STIFF, PLASTIC, MOIST		
	5	2		0			SILTY CLAY, BROWN, SOME GRAY MOTTLING, TRACE GRAVEL, SUBROUNDED, UP TO 1/4", LITTLE BLACK NODULES, PLASTIC, STIFF, MOIST		
465		2	DP-39(7)	0					
		2		0			SILTY CLAY, BROWN, SOME RED-BROWN MOTTLING, TRACE BLACK NODULES, PLASTIC, STIFF, MOIST		
	10	2		0					
460		2		0					
	15	2	DP-39(16.5)	0			SILTY CLAY, BROWN, LITTLE RED-BROWN MOTTLING, TRACE BLACK NODULES, INCREASING SILT WITH DEPTH, PLASTIC, STIFF, MOIST, VERY MOIST FROM 19.5-21' BGS		
455		2		0					
	20	2		0					
		2		0		SC	CLAYEY SAND WITH SILT, BROWN, FINE TO MEDIUM GRAIN, COHESIVE, WET		
450		2	DP-39(23.5)	0		CL	SILTY CLAY, BROWN, LITTLE LIGHT GRAY MOTTLING, SOME SAND, FINE TO MEDIUM GRAIN, SLIGHTLY PLASTIC, STIFF, MOIST		
	25	2		0		GC	SANDY CLAY, WITH SILT, SOME GRAVEL, FINE TO MEDIUM GRAIN, SUBROUNDED, UP TO 3/4", COHESIVE, SLIGHTLY STIFF, MOIST TO VERY MOIST		
		2		0			SAND AND GRAVEL, BROWN, WITH SILTY CLAY, MEDIUM TO COARSE GRAIN, SUBROUNDED AND SUBANGULAR, UP TO 1", COHESIVE, MOIST TO VERY MOIST		
445			DP-39(28)			CL	SILTY CLAY, BROWN, TRACE BLACK NODULES, PLASTIC, VERY STIFF, SLIGHTLY MOIST		
		2		0		MH	CLAYEY SILT, VERY DARK GRAY, TRACE BROWN, CRUMBLY,		

Report: WELL_LOG_REV_MKE; File: WHIRLPOOL_LOGS.GPJ; 09/10/14

ENVIRON

7500 College Blvd, Overland Park, Kansas 66210

Site ID: DP-39

Project Name: **Whirlpool Corporation**

Project Number: **3434446A**

Elevation (ft)	Depth (ft)	Recovery (feet)	Sample No.	PID (ppm)	Graphic Log	USCS Code	Material Description	Water Level	Well Construction
							SLIGHTLY PLASTIC, SLIGHTLY MOIST SHALE, VERY DARK GRAY, CRUMBLY, LAMINATED, STIFF, DRY		
440									
	35								
435									
	40								
430									
	45								
425									
	50								
420									
	55								
415									
	60								
410									
	65								
405									

Report: WELL_LOG_REV_MKE; File: WHIRLPOOL_LOGS.GPJ; 09/10/14

ENVIRON

7500 College Blvd, Overland Park, Kansas 66210

Site ID: DP-40		Date(s): **8/7/2014**	
Location: **Fort Smith, Arkansas**			
Logged By: **N. Zurweller**		Checked By: **K. Stonestreet**	
Contractor: **McCray Drilling**		Purpose: **Soil Boring**	
Drilling Method: **Direct Push**		GS Elevation: **461.97 amsl**	TOC Elevation: **Not Measured**
Sampling Method: **Continuous Sampler**		North: **369268.38**	East: **592675.31**
Borehole Dia.: **2.25 inches**		Total Depth: **18.0 feet**	
Project Number: **3434446A**			
Project Name: **Whirlpool Corporation**			
Remarks:			

Well Construction:

Blank Casing: Sch. 40 0.75" PVC 0 FT to 13 FT

Screen: Sch. 40 0.010 PVC 13 FT to 18 FT

Annular Fill: Bentonite 6 FT to 11 FT; Sand 11 FT to 18 FT

Elevation (ft)	Depth (ft)	Recovery (feet)	Sample No.	PID (ppm)	Graphic Log	USCS Code	Material Description	Water Level	Well Construction (Flush Mount)
		2					NO RECOVERY		
460									
		2	DP-40(4)	0		CL	SILTY FILL, LIGHT BROWN, LITTLE ROOT HAIRS, SLIGHTLY MOIST; SILTY CLAY, BROWN, SOME GRAY MOTTLING, LITTLE BLACK NODULES AND GRAVEL, SUBROUNDED, UP TO 1/4", SLIGHTLY PLASTIC, STIFF, SLIGHTLY MOIST		
	5	2		0			SILTY CLAY, BROWN, SOME GRAY MOTTLING, LITTLE GRAVEL, SUBROUNDED TO SUBANGULAR, UP TO 1/2", PLASTIC, STIFF, SLIGHTLY MOIST		
455		2		0		SC	CLAYEY SAND AND GRAVEL, BROWN, WITH SILT, SUBROUNDED AND SUBANGULAR, UP TO 1/2", FINE TO MEDIUM GRAIN, SLIGHTLY COHESIVE, MOIST, INCREASING SAND WITH DEPTH		
		2		0		GC	SAND AND GRAVEL, BROWN, WITH SILTY CLAY, SUBROUNDED, UP TO 1/2", MEDIUM TO COARSE SAND, COHESIVE, MOIST		
	10	2	DP-40(11)	0					
450		2		0					
			DP-40(14.5)				SAND AND GRAVEL AS ABOVE, INCREASING CLAY WITH DEPTH		
	15	2		0					
445		2		0		MH	CLAYEY SILT, BROWN, LITTLE GRAVEL, SUBROUNDED, UP TO 1/4", CRUMBLY, DRY; SHALE, VERY DARK GRAY, LAMINATED, CRUMBLY, SLIGHTLY STIFF, DRY		
	20								
440									
	25								
435									

Report: WELL_LOG_REV_MKE; File: WHIRLPOOL_LOGS.GPJ; 09/10/14

ENVIRON

7500 College Blvd, Overland Park, Kansas 66210

Site ID: DP-41		Date(s): **8/8/2014**	
Location: **Fort Smith, Arkansas**			
Logged By: **N. Zurweller**		Checked By: **K. Stonestreet**	
Contractor: **McCray Drilling**		Purpose: **Soil Boring**	
Drilling Method: **Direct Push**		GS Elevation: **462.54 amsl**	TOC Elevation: **Not Measured**
Sampling Method: **Continuous Sampler**		North: **369177.34**	East: **592832.03**
Well Construction:		Borehole Dia.: **2.25 inches**	Total Depth: **20.0 feet**
Blank Casing: Sch. 40 0.75" PVC	0 FT to 10 FT	Project Number: **3434446A**	
Screen: Sch. 40 0.010 PVC	10 FT to 20 FT	Project Name: **Whirlpool Corporation**	
Annular Fill: Bentonite	3 Ft to 7 FT	Remarks:	
Sand	7 FT to 20 FT		

Elevation (ft)	Depth (ft)	Recovery (feet)	Sample No.	PID (ppm)	Graphic Log	USCS Code	Material Description	Water Level	Well Construction (Flush Mount)
		2		0			CLAYEY SILT FILL, LIGHT BROWN, LITTLE ROOT HAIRS, LOOSE, DRY		
460		2	DP-41(4)	0		CL	SILTY CLAY, BROWN, LITTLE LIGHT GRAY MOTTLING, TRACE BLACK NODULES, PLASTIC, STIFF, SLIGHTLY MOIST		
	5	2		0			SILTY CLAY, BROWN, LITTLE LIGHT GRAY MOTTLING, LITTLE BLACK NODULES, PLASTIC, STIFF, SLIGHTLY MOIST		
		2		0			SILTY CLAY, BROWN, SOME LIGHT GRAY MOTTLING, SOME BLACK NODULES, PLASTIC, STIFF, SLIGHTLY MOIST		
455		2	DP-41(10)	0			SILTY CLAY, BROWN, LIGHT GRAY MOTTLING, SOME BLACK NODULES, LITTLE SAND, FINE GRAIN, INCREASING SILT WITH DEPTH, PLASTIC, STIFF, MOIST		
	10	2		0			SILTY CLAY, BROWN, LIGHT GRAY MOTTLING, SOME GRAVEL, SUBROUNDED, UP TO 1/4", SOME BLACK NODULES, LITTLE SAND, FINE GRAIN, INCREASING SILT WITH DEPTH, PLASTIC, STIFF, MOIST TO VERY MOIST		
450		2	DP-41(14)	0			SILTY CLAY AND GRAVEL, SOME SAND, SUBROUNDED, UP TO 3/4", MEDIUM TO COARSE GRAIN, GRAY MOTTLING LAST 1.0', COHESIVE, STICKY, MOIST TO VERY MOIST		
	15	2		0			SILTY CLAY AND GRAVEL, LITTLE SAND, SUBROUNDED, UP TO 3/4", FINE GRAIN, COHESIVE, STICKY, MOIST TO VERY MOIST, INCREASING SILTY CLAY WITH DEPTH		
		2		0			SILTY CLAY, BROWN, PLASTIC, VERY STIFF, VERY MOIST		
445		2		0			SILTY CLAY, BROWN, WITH BLUISH GRAY MOTTLING, WITH BLACK NODULES, SOME SAND, MEDIUM GRAIN, PLASTIC, STIFF, MOIST		
	20						SILTY CLAY AND GRAVEL, BROWN, WITH SAND, SUBROUNDED, UP TO 3/4", MEDIUM TO COARSE GRAIN, COHESIVE, MOIST TO VERY MOIST		
440							SILTY CLAY, BROWN, LITTLE LIGHT GRAY, SLIGHTLY LAMINATED, SLIGHTLY PLASTIC TO PLASTIC, STIFF TO VERY STIFF, SLIGHTLY MOIST		
							SILTY CLAY, VERY DARK GRAY, SOME WEATHERED SHALE, PLASTIC, STIFF, SLIGHTLY MOIST		
	25						SHALE, VERY DARK GRAY, CRUMBLY, LAMINATED, DRY		
435									

Report: WELL_LOG_REV_MKE; File: WHIRLPOOL_LOGS.GPJ; 09/10/14

ENVIRON

7500 College Blvd, Overland Park, Kansas 66210

Site ID: DP-42	Date(s): **8/8/2014**
Location: **Fort Smith, Arkansas**	
Logged By: **N. Zurweller**	Checked By: **K. Stonestreet**
Contractor: **McCray Drilling**	Purpose: **Soil Boring**
Drilling Method: **Direct Push**	GS Elevation: **459.29 amsl** / TOC Elevation: **Not Measured**
Sampling Method: **Continuous Sampler**	North: **369337.19** / East: **592518.54**
Borehole Dia.: **2.25 inches**	Total Depth: **16.0 feet**
Project Number: **3434446A**	
Project Name: **Whirlpool Corporation**	
Remarks:	

Well Construction:

Blank Casing: Sch. 40 0.75" PVC 0 FT to 11 FT

Screen: Sch. 40 0.010 PVC 11 FT to 16 FT

Annular Fill: Bentonite 1 FT to 8 FT; Sand 8 FT to 16 FT

Elevation (ft)	Depth (ft)	Recovery (feet)	Sample No.	PID (ppm)	Graphic Log	USCS Code	Material Description	Water Level
		2		0			SILTY FILL, BROWN, SOME SAND, FINE GRAIN, LITTLE RED MOTTLING, WET	
		2	DP-42(4)	0		CL	SILTY CLAY, DARK BROWN, SOME RED-BROWN MOTTLING, LITTLE GRAVEL AND SAND, SUBROUNDED, UP TO 1/2", FINE TO MEDIUM GRAIN, PLASTIC, SLIGHTLY STIFF, WET LAST 1' BLACK NODULES, SLIGHTLY MOIST	
455	5	2		0			SILTY CLAY, BROWN, WITH LIGHT GRAY MOTTLING, PLASTIC, STIFF, SLIGHTLY MOIST	
		2	DP-42(8)	0			SILTY CLAY, GRAY, WITH LIGHT GRAY MOTTLING, SOME BROWN, PLASTIC, STIFF, SLIGHTLY MOIST, INCREASING SILT WITH DEPTH	
450		2		0			SILTY CLAY AND GRAVEL, BROWN AND LIGHT GRAY, WITH SILT AND SAND, VERY FINE GRAIN, SUBROUNDED AND SUBANGULAR, UP TO 1/2", SLIGHTLY COHESIVE, LOOSE, DRY	
	10	2	DP-42(12)	0		GC	SAND AND GRAVEL, BROWN, WITH SILTY CLAY, FINE TO MEDIUM GRAIN, SUBROUNDED UP TO 1", COHESIVE, MOIST	
		2		0		CL	SILTY CLAY, BROWN, LITTLE BLUISH-GRAY MOTTLING, SOME SAND AND GRAVEL, FINE GRAIN, SUBROUNDED, UP TO 1/2", STICKY, PLASTIC, STIFF, VERY MOIST	
445	15	2		0			SILTY CLAY, BROWN AND DARK GRAY-BROWN, SLIGHTLY LAMINATED, PLASTIC, VERY STIFF, SLIGHTLY MOIST	
							SHALE, VERY DARK GRAY, CRUMBLY, LAMINATED, SLIGHTLY STIFF, DRY	
440	20							
435	25							
430								

Well Construction

Flush Mount

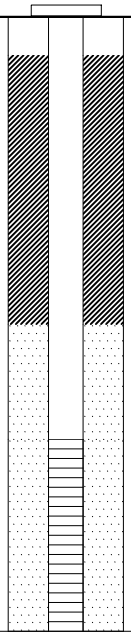

Report: WELL_LOG_REV_MKE; File: WHIRLPOOL_LOGS.GPJ; 09/10/14

ENVIRON

7500 College Blvd, Overland Park, Kansas 66210

Site ID: DP-43	Date(s): **8/11/2014**
Location: **Fort Smith, Arkansas**	
Logged By: **M. Eddings**	Checked By: **K. Stonestreet**
Contractor: **McCray Drilling**	Purpose: **Soil Boring**
Drilling Method: **Direct Push**	GS Elevation: **467.72 amsl** / TOC Elevation: **Not Measured**
Sampling Method: **Continuous Sampler**	North: **368717.53** / East: **592546.99**
Borehole Dia.: **2.25 inches**	Total Depth: **24.0 feet**
Project Number: **3434446A**	
Project Name: **Whirlpool Corporation**	
Remarks:	

Well Construction:

Blank Casing: Sch. 40 0.75" PVC 0 FT to 19 FT

Screen: Sch. 40 0.010 PVC 19 FT to 24 FT

Annular Fill: Bentonite 0 FT to 17 FT; Sand 17 FT to 24 FT

Elevation (ft)	Depth (ft)	Recovery (feet)	Sample No.	PID (ppm)	Graphic Log	USCS Code	Material Description	Water Level	Well Construction (Flush Mount)
		2		0		CL	TOPSOIL		
							CLAY, LIGHT BROWN, VERY SILTY, SLIGHTLY MOIST		
465		2	DP-43(4)	0			CLAY, BROWN, VERY SILTY, MOIST		
							CLAY, RED-BROWN, SLIGHTLY SILTY, FIRM, SLIGHTLY MOIST		
	5	2		0			CLAY, RED-BROWN, SILTY, DRY		
		2		0			CLAY, GRAY, VERY SILTY, SOFT, MOIST		
460							CLAY, GRAY/BROWN, SILTY, FIRM, SLIGHTLY MOIST		
		2		0			CLAY, RED-BROWN, SILTY, ABUNDANT GRAVEL, SUBROUNDED, FINE TO MEDIUM GRAIN, SLIGHTLY MOIST		
	10	2		0			CLAY, GRAY-BROWN, SILTY, FIRM, SLIGHTLY MOIST		
455		2		0					
	15	2		0					
		2		0					
450		2	DP-43(19)	0			CLAY, GRAY, VERY SILTY, SOFT, VERY MOIST		
	20						CLAY, RED-BROWN, SILTY, ABUNDANT GRAVEL, SUBROUNDED, FINE TO MEDIUM GRAIN, FIRM, MOIST		
		2		0			CLAY, RED-BROWN, SILTY, MOIST, ABUNDANT GRAVEL, SUBROUNDED, FINE TO COARSE GRAIN, MOIST		
445		2		0			CLAY, RED-BROWN, SLIGHTLY SILTY, STIFF, SLIGHTLY MOIST		
							SHALE		
	25								
440									

Report: WELL_LOG_REV_MKE; File: WHIRLPOOL_LOGS.GPJ; 09/10/14

ENVIRON

7500 College Blvd, Overland Park, Kansas 66210

Site ID: DP-44		Date(s): **8/11/2014**	
Location: **Fort Smith, Arkansas**			
Logged By: **M. Eddings**		Checked By: **K. Stonestreet**	
Contractor: **McCray Drilling**		Purpose: **Soil Boring**	
Drilling Method: **Direct Push**		GS Elevation: **466.72 amsl**	TOC Elevation: **Not Measured**
Sampling Method: **Continuous Sampler**		North: **368816.69**	East: **592553.31**
Borehole Dia.: **2.25 inches**		Total Depth: **24.0 feet**	
Project Number: **3434446A**			
Project Name: **Whirlpool Corporation**			
Remarks:			

Well Construction:

Blank Casing: Sch. 40 0.75" PVC 0 FT to 19 FT

Screen: Sch. 40 0.010 PVC 19 FT to 24 FT

Annular Fill: Bentonite 0 FT to 17 FT; Sand 17 FT to 24 FT

Elevation (ft)	Depth (ft)	Recovery (feet)	Sample No.	PID (ppm)	Graphic Log	USCS Code	Material Description	Water Level	Well Construction (Flush Mount)
		2		0		CL	TOP SOIL; CLAY, LIGHT BROWN, VERY SILTY, DRY		
465		2	DP-44(4)	0			CLAY, BROWN, SILTY, FIRM, OCCASIONAL GRAVEL, FINE GRAIN, MOIST		
	5	2		0					
460		2		0					
		2		0			CLAY, BROWN, SILTY, ABUNDANT GRAVEL, SUBROUNDED, FINE TO MEDIUM GRAIN, SLIGHTLY MOIST		
	10	2	DP-44(11)	0			CLAY, BROWN, SILTY, OCCASIONAL GRAVEL, SUBROUNDED, FINE TO MEDIUM GRAIN, OCCASIONAL GRAVEL		
455		2		0			CLAY, GRAY/RED-BROWN, SILTY, FIRM, MOIST		
	15	2		0					
450		2	DP-44(18)	0			CLAY, RED-BROWN, SILTY, ABUNDANT GRAVEL, SUBROUNDED, FINE TO MEDIUM GRAIN, MOIST		
		2		0					
	20	2	DP-44(21.5)	0					
445						GC	GRAVEL, BROWN, CLAYEY, SUBROUNDED, FINE TO COARSE GRAIN, VERY MOIST (SATURATED?)		
		2		0		CL	CLAY, RED-BROWN, SLIGHTLY SILTY, VERY FIRM, MOIST		
							SHALE		
	25								
440									

Report: WELL_LOG_REV_MKE; File: WHIRLPOOL_LOGS.GPJ; 09/10/14

ENVIRON

7500 College Blvd, Overland Park, Kansas 66210

Site ID: DP-45		Date(s): **8/11/2014**	
Location: **Fort Smith, Arkansas**			
Logged By: **M. Eddings**		Checked By: **K. Stonestreet**	
Contractor: **McCray Drilling**		Purpose: **Soil Boring**	
Drilling Method: **Direct Push**		GS Elevation: **465.55 amsl**	TOC Elevation: **Not Measured**
Sampling Method: **Continuous Sampler**		North: **369021.65**	East: **592565.64**
Well Construction:		Borehole Dia.: **2.25 inches**	Total Depth: **24.0 feet**
Blank Casing: Sch. 40 0.75" PVC	0 FT to 19 FT	Project Number: **3434446A**	
Screen: Sch. 40 0.010 PVC	19 FT to 24 FT	Project Name: **Whirlpool Corporation**	
Annular Fill: Bentonite	0 FT to 17 FT	Remarks:	
Sand	17 FT to 24 FT		

Elevation (ft)	Depth (ft)	Recovery (feet)	Sample No.	PID (ppm)	Graphic Log	USCS Code	Material Description	Water Level	Well Construction (Flush Mount)
465		2		0		CL	TOPSOIL CLAY, LIGHT BROWN, SILTY, SLIGHT MOIST		
		2	DP-45(4)	0			CLAY, BROWN, SLIGHTLY, SOFT, MOIST		
460	5	2		0			CLAY, BROWN, SILTY, OCCASIONAL GRAVEL, SUBROUNDED, FINE TO MEDIUM GRAIN, FIRM, SLIGHTLY MOIST		
		2		0			CLAY, RED-BROWN, SILTY, OCCASIONAL GRAVEL, SUBROUNDED, FINE GRAIN, FIRM, MOIST		
		4		0			CLAY, RED-BROWN, SILTY, SLIGHTLY MOIST		
455	10	2	DP-45(12)	0			CLAY, GRAY/RED-BROWN, VERY SILTY, FIRM, MOIST		
		2		0			CLAY, RED-BROWN, SILT, ABUNDANT GRAVEL, SUBROUNDED, FINE TO MEDIUM GRAIN, SLIGHTLY MOIST		
450	15	2		0			CLAY, RED-BROWN, SILTY, ABUNDANT GRAIN, SUBROUNDED, FINE TO COARSE GRAIN, MOIST		
		2	DP-45(18)	0					
		2		0		GC	GRAVEL, BROWN, CLAYEY, SILTY, FINE TO COARSE GRAIN, SUBROUNDED		
445	20	2		0					
		2		0		CL	CLAY, BROWN, SILTY, STIFF, MOIST		
							SHALE		
440	25								

Report: WELL_LOG_REV_MKE; File: WHIRLPOOL_LOGS.GPJ; 09/10/14

ENVIRON

7500 College Blvd, Overland Park, Kansas 66210

Site ID: DP-46		Date(s): **8/12/2014**	
Location: **Fort Smith, Arkansas**			
Logged By: **N. Zurweller**		Checked By: **K. Stonestreet**	
Contractor: **McCray Drilling**		Purpose: **Soil Boring**	
Drilling Method: **Direct Push**		GS Elevation: **466.00 amsl**	TOC Elevation: **Not Measured**
Sampling Method: **Continuous Sampler**		North: **369013.56**	East: **592676.60**
Well Construction:		Borehole Dia.: **2.25 inches**	Total Depth: **24.0 feet**
Blank Casing: Sch. 40 0.75" PVC	0 FT to 18 FT	Project Number: **3434446A**	
Screen: Sch. 40 0.010 PVC	19 FT to 24 FT	Project Name: **Whirlpool Corporation**	
Annular Fill: Bentonite	2 FT to 8 FT	Remarks:	
Sand	8 FT to 24 FT		

Elevation (ft)	Depth (ft)	Recovery (feet)	Sample No.	PID (ppm)	Graphic Log	USCS Code	Material Description	Water Level	Well Construction (Flush Mount)
465		2					SILTY FILL, LIGHT BROWN, LITTLE ROOT HAIRS, SLIGHTLY MOIST		
		1.5	DP-46(4.5)	0		CL	SILTY CLAY, BROWN, WITH BLACK NODULES, LITTLE GRAVEL, SUBROUNDED, UP TO 1/4", TRACE SAND, FINE GRAIN, CRUMBLY, SLIGHTLY STIFF, SLIGHTLY MOIST		
	5	2		0			SILTY CLAY WITH GRAVEL, BROWN, SUBROUNDED, UP TO 1/2", SOME SAND, FINE GRAIN, SOME BLACK NODULES, COHESIVE, SLIGHTLY MOIST		
460		2		0			SILTY CLAY, BROWN, SOME BLACK NODULES,		
		2		0			SILTY CLAY, BROWN, LITTLE LIGHT GRAY MOTTLING, WITH GRAVEL, SUBROUNDED, UP TO 1/2", LITTLE SAND, MEDIUM TO COARSE GRAIN, COHESIVE, STIFF, MOIST		
	10								
455		2		0					
		2	DP-46(13.5)	0					
							SANDY CLAY, BROWN, SOME LIGHT BLUISH-GRAY MOTTLING, WITH SILTY CLAY, FINE GRAIN, PLASTIC, STIFF, MOIST		
	15	2		0		SC	CLAYEY SAND, BROWN, WITH SILT, FINE TO MEDIUM GRAIN, LITTLE GRAVEL, SUBROUNDED, UP TO 3/4", COHESIVE, MOIST		
450						CL			
		2	DP-46(18)	0			SILTY CLAY AND GRAVEL, BROWN, SUBROUNDED, UP TO 1", SOME SAND, FINE GRAIN, INCREASING CLAY WITH DEPTH, SLIGHTLY COHESIVE, MOIST		
		2		0			SILTY CLAY AND GRAVEL, BROWN, SUBROUNDED, UP TO 1", SOME SAND, MEDIUM TO COARSE GRAIN, INCREASING CLAY WITH DEPTH, SLIGHTLY COHESIVE, VERY MOIST, SLIGHTLY MOIST FROM 19.0'-20.0' BGS		
	20								
445		2		0		GC	SILTY CLAY, BROWN, WITH LIGHT BLUISH-GRAY MOTTLING, SOME SAND, FINE GRAIN, PLASTIC, SLIGHTLY STIFF, MOIST TO VERY MOIST		
						CL			
		2		0			SAND AND GRAVEL, BROWN, WITH SILTY CLAY, FINE GRAIN, SUBROUNDED, UP TO 1", SLIGHTLY COHESIVE, MOIST		
							SILTY CLAY, BROWN, PLASTIC, VERY STIFF, SLIGHTLY MOIST		
	25						SHALE, VERY DARK GRAY, CRUMBLY, LAMINATED, SLIGHTLY STIFF, DRY		
440									

Report: WELL_LOG_REV_MKE; File: WHIRLPOOL_LOGS.GPJ; 09/10/14

ENVIRON

7500 College Blvd, Overland Park, Kansas 66210

Site ID: DP-47	Date(s): **8/12/2014**
Location: **Fort Smith, Arkansas**	
Logged By: **N. Zurweller**	Checked By: **K. Stonestreet**
Contractor: **McCray Drilling**	Purpose: **Soil Boring**
Drilling Method: **Direct Push**	GS Elevation: **470.92 amsl** / TOC Elevation: **Not Measured**
Sampling Method: **Continuous Sampler**	North: **358584.28** / East: **592337.12**
Borehole Dia.: **2.25 inches**	Total Depth: **27.0 feet**
Project Number: **3434446A**	
Project Name: **Whirlpool Corporation**	
Remarks:	

Well Construction:

Blank Casing: Sch. 40 0.75" PVC 0 FT to 17 FT

Screen: Sch. 40 0.010 PVC 17 FT to 27 FT

Annular Fill: Bentonite 13 FT to 15 FT; Sand 15 FT to 27 FT

Elevation (ft)	Depth (ft)	Recovery (feet)	Sample No.	PID (ppm)	Graphic Log	USCS Code	Material Description	Water Level
470		2		0			SILTY FILL, BROWN TO DARK BROWN, ROOT HAIRS, SLIGHTLY STIFF, MOIST	
		2		0				
						CL	SILTY CLAY, BROWN, PLASTIC, SLIGHTLY STIFF, MOIST	
	5	2	DP-47(5)	0			SILTY CLAY, BROWN, LITTLE RED-BROWN MOTTLING, LITTLE BLACK NODULES, LITTLE GRAVEL, SUBROUNDED, UP TO 1/4", PLASTIC, STIFF, SLIGHTLY MOIST	
465		2		0			SILTY CLAY, BROWN, LITTLE GRAY MOTTLING, SOME BLACK NODULES, TRACE GRAVEL, SUBROUNDED, UP TO 1/4", PLASTIC, STIFF, SLIGHTLY MOIST	
		2		0			SILTY CLAY, BROWN, WITH GRAY MOTTLING, SOME BLACK NODULES, TRACE GRAVEL, SUBROUNDED, UP TO 1/2", PLASTIC, VERY STIFF, SLIGHTLY MOIST	
	10	2		0			SILTY CLAY AS ABOVE, GRAVEL, SUBROUNDED, UP TO 1/4"	
460		2		0				
		2		0			SILTY CLAY, BROWN, WITH GRAY MOTTLING, LITTLE BLACK NODULES, TRACE GRAVEL, SUBROUNDED, UP TO 1/4", INCREASING SILT WITH DEPTH, PLASTIC, VERY STIFF, SLIGHTLY MOIST	
	15	2		0				
455		2		0			SILTY CLAY, BROWN, WITH GRAY MOTTLING, LITTLE SAND, FINE GRAIN, LITTLE BLACK NODULES, TRACE GRAVEL, SUBROUNDED, UP TO 1/4", INCREASING SILT WITH DEPTH, PLASTIC, VERY STIFF, MOIST	
		2		0			SILTY CLAY AS ABOVE, TRACE SAND	
	20	2		0				
450		2	DP-47(22)	0				
		2		0		GC	SILTY CLAY, BROWN, SOME GRAVEL, SUBROUNDED, UP TO 1/2", SOME SAND, FINE TO MEDIUM, GRAIN, COHESIVE, SLIGHTLY STIFF, MOIST	
	25	2		0			SILTY CLAY AND GRAVEL, BROWN, WITH SAND, SUBROUNDED, UP TO 1", FINE TO MEDIUM GRAIN, STICKY, COHESIVE, SLIGHTLY STIFF, MOIST	
445		2		0			SILTY CLAY AND GRAVEL, BROWN, WITH SAND, SUBROUNDED, UP TO 1", FINE TO MEDIUM GRAIN, INCREASING CLAY WITH DEPTH, STICKY, COHESIVE, SLIGHTLY STIFF, VERY MOIST	
						CL	SILTY CLAY AND GRAVEL AS ABOVE, MOIST	
							SILTY CLAY, BROWN, LITTLE VERY DARK BROWN, SLIGHTLY LAMINATED, SLIGHTLY PLASTIC, SLIGHTLY STIFF, SLIGHTLY MOIST	

Well Construction

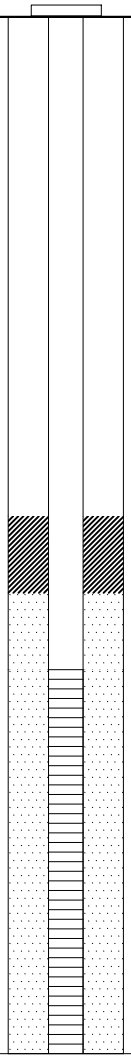

Report: WELL_LOG_REV_MKE; File: WHIRLPOOL_LOGS.GPJ; 09/10/14

ENVIRON

7500 College Blvd, Overland Park, Kansas 66210

Site ID: DP-48	Date(s): **8/11/2014**
Location: **Fort Smith, Arkansas**	
Logged By: **N. Zurweller**	Checked By: **K. Stonestreet**
Contractor: **McCray Drilling**	Purpose: **Soil Boring**
Drilling Method: **Direct Push**	GS Elevation: **458.96 amsl** / TOC Elevation: **Not Measured**
Sampling Method: **Continuous Sampler**	North: **369319.14** / East: **592765.47**
Borehole Dia.: **2.25 inches**	Total Depth: **16.0 feet**
Project Number: **3434446A**	
Project Name: **Whirlpool Corporation**	
Remarks:	

Well Construction:

Blank Casing: Sch. 40 0.75" PVC 0 FT to 6 FT

Screen: Sch. 40 0.010 PVC 6 FT to 16 FT

Annular Fill: Bentonite 2 FT to 4 FT; Sand 4 FT to 16 FT

Elevation (ft)	Depth (ft)	Recovery (feet)	Sample No.	PID (ppm)	Graphic Log	USCS Code	Material Description	Water Level
		2		0			SILTY FILL, DARK BROWN, GRAVEL, SUBANGULAR, UP TO 1/2", LOOSE, DRY	
		2	DP-48(4)	0		CL	SILTY CLAY, BROWN, LITTLE BLACK NODULES, PLASTIC, STIFF, DRY	
455	5	2		0			SILTY CLAY, BROWN, SOME BLACK NODULES, LITTLE GRAY MOTTLING, PLASTIC, STIFF, SLIGHTLY MOIST	
		2		0			SILTY CLAY, BROWN, SOME BLACK NODULES, LITTLE GRAY MOTTLING, INCREASING SILT WITH DEPTH, PLASTIC, SLIGHTLY STIFF, SLIGHTLY MOIST	
450		2		0			SILTY CLAY, BROWN, WITH GRAVEL, SUBROUNDED, UP TO 1/2", SAND, MEDIUM TO COARSE GRAIN, COHESIVE, MOIST	
	10	2	DP-48(11.5)	0				
		2		0			SILTY CLAY, BROWN, WITH GRAVEL, SUBROUNDED, UP TO 1/2", SAND, MEDIUM TO COARSE GRAIN, SLIGHTLY COHESIVE, SLIGHTLY MOIST	
445	15	2		0			SILTY CLAY, BROWN, TRACE BLACK NODULES, PLASTIC, VERY STIFF, MOIST	
							SHALE, VERY DARK GRAY AND VERY DARK GRAYISH-BROWN, CRUMBLY, LAMINATED, SLIGHTLY STIFF, DRY	
440	20							
435	25							
430								

Well Construction: Flush Mount

Report: WELL_LOG_REV_MKE; File: WHIRLPOOL_LOGS.GPJ; 09/10/14

ENVIRON

7500 College Blvd, Overland Park, Kansas 66210

Site ID: DP-49	Date(s): **8/14/2014**
Location: **Fort Smith, Arkansas**	
Logged By: **N. Zurweller**	Checked By: **K. Stonestreet**
Contractor: **McCray Drilling**	Purpose: **Soil Boring**
Drilling Method: **Direct Push**	GS Elevation: **459.33 amsl** / TOC Elevation: **Not Measured**
Sampling Method: **Continuous Sampler**	North: **369495.76** / East: **592604.33**
Borehole Dia.: **2.25 inches**	Total Depth: **16.0 feet**
Project Number: **3434446A**	
Project Name: **Whirlpool Corporation**	
Remarks:	

Well Construction:

Blank Casing: Sch. 40 0.75" PVC 0 FT to 6 FT

Screen: Sch. 40 0.010 PVC 6 FT to 16 FT

Annular Fill: Bentonite 2 FT to 4 FT; Sand 4 FT to 16 FT

Elevation (ft)	Depth (ft)	Recovery (feet)	Sample No.	PID (ppm)	Graphic Log	USCS Code	Material Description	Water Level
		2		0			SILTY FILL, DARK BROWN, ROOT HAIRS, SLIGHTLY STIFF, MOIST	
		2	DP-49(4)	0.1		CL	SILTY CLAY, BROWN, LITTLE RED MOTTLING, TRACE GRAVEL, SUBROUNDED, UP TO 1/4", LITTLE BLACK NODULES, PLASTIC, STIFF, MOIST	
455	5	2		0				
		2		0			SILTY CLAY, BROWN, WITH GRAVEL AND SAND, SUBROUNDED, UP TO 1/2", MEDIUM TO COARSE GRAIN, COHESIVE, MOIST	
450	10	2	DP-49(10)	0			SILTY CLAY AS ABOVE, VERY MOIST	
		2		0				
		2	DP-49(13)	0		GC	SAND AND GRAVEL, BROWN, WITH SILTY CLAY, MEDIUM TO COARSE GRAIN, SUBROUNDED, UP TO 1/2", COHESIVE, STICKY, WET	
445	15	2		0		CL	SILTY CLAY, BROWN, PLASTIC, VERY STIFF, MOIST TO SLIGHTLY MOIST	
							SHALE, VERY DARK GRAY AND VERY DARK GRAY-BROWN, CRUMBLY, LAMINATED, SLIGHTLY STIFF, DRY	
440	20							
435	25							
430								

Well Construction

Flush Mount

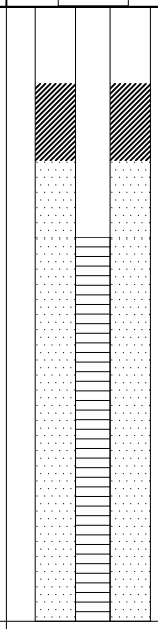

Report: WELL_LOG_REV_MKE; File: WHIRLPOOL_LOGS.GPJ; 09/10/14

ENVIRON

7500 College Blvd, Overland Park, Kansas 66210

Site ID: DP-50	Date(s): **8/14/2014**
Location: **Fort Smith, Arkansas**	
Logged By: **N. Zurweller**	Checked By: **K. Stonestreet**
Contractor: **McCray Drilling**	Purpose: **Soil Boring**
Drilling Method: **Direct Push**	GS Elevation: **461.98 amsl** / TOC Elevation: **Not Measured**
Sampling Method: **Continuous Sampler**	North: **369508.09** / East: **592464.70**
Borehole Dia.: **2.25 inches**	Total Depth: **18.0 feet**
Project Number: **3434446A**	
Project Name: **Whirlpool Corporation**	
Remarks:	

Well Construction:

Blank Casing: Sch. 40 0.75" PVC 0 FT to 8 FT

Screen: Sch. 40 0.010 PVC 8 FT to 18 FT

Annular Fill: Bentronite 2 FT to 6 FT; Sand 6 FT to 18 FT

Elevation (ft)	Depth (ft)	Recovery (feet)	Sample No.	PID (ppm)	Graphic Log	USCS Code	Material Description	Water Level
		2		0.2			SILTY FILL, DARK BROWN, ROOT HAIRS, SLIGHTLY STIFF, MOIST	
460		2	DP-50(4)	0		CL	SILTY CLAY, BROWN, LITTLE LIGHT GRAY MOTTLING, LITTLE BLACK NODULES, TRACE GRAVEL, SUBROUNDED, UP TO 1/4", PLASTIC, VERY STIFF, SLIGHTLY MOIST	
	5	2		0				
455		2		0			SILTY CLAY, BROWN, WITH GRAVEL AND SAND, SUBROUNDED, UP TO 1/2", FINE GRAIN, COHESIVE, SLIGHTLY STIFF, SLIGHTLY MOIST	
		2	DP-50(10)	0			SILTY CLAY, BROWN, LITTLE GRAY MOTTLING, LITTLE BLACK NODULES, PLASTIC, STIFF, SLIGHTLY MOIST	
	10	2		0			SILTY CLAY AS ABOVE, LITTLE SAND, FINE GRAIN, INCREASING SILT	
450		2		0			SANDY CLAY, BROWN, LITTLE LIGHT GRAY MOTTLING, WITH SILT, WITH GRAVEL, SUBROUNDED, UP TO 1/4", FINE GRAIN, SLIGHTLY PLASTIC, SLIGHTLY STIFF, MOIST	
		2		0			SILTY CLAY, BROWN, WITH GRAVEL AND SAND, SUBROUNDED, UP TO 1/2", MEDIUM TO COARSE GRAIN, COHESIVE, MOIST TO VERY MOIST	
	15	2		0				
445		2		0			SILTY CLAY, BROWN, TRACE BLACK NODULES, PLASTIC, VERY STIFF, MOIST	
							SHALE, VERY DARK GRAY AND VERY DARK GRAYISH BROWN, LITTLE SILTY CLAY, CRUMBLY, LAMINATED, STIFF, DRY	
	20							
440								
	25							
435								

Well Construction: Flush Mount

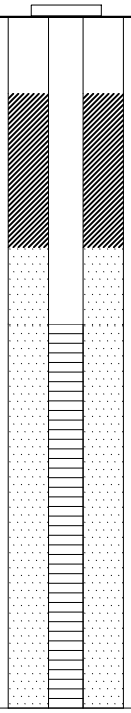

Report: WELL_LOG_REV_MKE; File: WHIRLPOOL_LOGS.GPJ; 09/10/14

ENVIRON

7500 College Blvd, Overland Park, Kansas 66210

Site ID: DP-51		Date(s): **8/18/2014**	
Location: **Fort Smith, Arkansas**			
Logged By: **N. Zurweller**		Checked By: **K. Stonestreet**	
Contractor: **McCray Drilling**		Purpose: **Soil Boring**	
Drilling Method: **Direct Push**		GS Elevation: **463.86 amsl**	TOC Elevation: **Not Measured**
Sampling Method: **Continuous Sampler**		North: **369399.07**	East: **592681.97**
Well Construction:		Borehole Dia.: **2.25 inches**	Total Depth: **18.0 feet**
Blank Casing: Sch. 40 0.75" PVC	0 FT to 13 FT	Project Number: **3434446A**	
Screen: Sch. 40 0.010 PVC	13 FT to 18 FT	Project Name: **Whirlpool Corporation**	
Annular Fill: Bentonite	9 FT to 11 FT	Remarks:	
Sand	11 FT to 18 FT		

Elevation (ft)	Depth (ft)	Recovery (feet)	Sample No.	PID (ppm)	Graphic Log	USCS Code	Material Description	Water Level	Well Construction (Flush Mount)
		2	DP-51(1)	0.3			SILTY FILL, DARK BROWN, WITH BROWN, LITTLE GRAVEL, SUBROUNDED AND SUBANGULAR, UP TO 1/2", ROOT HAIRS, SLIGHTLY COHESIVE, DRY		
						CL	FILL AS ABOVE, VERY MOIST		
		2		0			SILTY CLAY, BROWN, LITTLE GRAVEL, SUBROUNDED, UP TO 1/4", LITTLE BLACK NODULES, SLIGHTLY PLASTIC, STIFF, SLIGHTLY MOIST		
460									
	5	2		2			SILTY CLAY, BROWN, LITTLE GRAY MOTTLING, LITTLE GRAVEL, SUBROUNDED, UP TO 1/4", LITTLE BLACK NODULES, PLASTIC, STIFF, MOIST		
		2		0			SILTY CLAY AS ABOVE, WITH GRAY MOTTLING		
455		2		0			SILTY CLAY, BROWN, WITH BLUISH GRAY MOTTLING, LITTLE GRAVEL AND SAND, SUBROUNDED, UP TO 1/4", FINE GRAIN, LITTLE BLACK NODULES, PLASTIC, STIFF, MOIST, INCREASING SILT WITH DEPTH		
	10	4		0			SILTY CLAY, BROWN, WITH GRAVEL AND SAND, SUBROUNDED, UP TO 1", MEDIUM TO COARSE GRAIN, SLIGHTLY STIFF, COHESIVE, MOIST		
		2	DP-51(14)	0.9			SILTY CLAY AS ABOVE, MOIST TO VERY MOIST		
450									
	15	2		0.8					
		2		0			SILTY CLAY, BROWN, TRACE BLACK NODULES, PLASTIC, VERY STIFF, SLIGHTLY MOIST		
							SILTY CLAY, DARK GRAYISH BROWN, WITH WEATHERED SHALE, CRUMBLY, LAMINATED, STIFF, DRY		
445							SHALE, DARK GRAYISH BROWN TO VERY DARK GRAYISH BROWN, CRUMBLY, LAMINATED, SLIGHTLY STIFF, DRY		
	20								
440									
	25								
435									

Report: WELL_LOG_REV_MKE; File: WHIRLPOOL_LOGS.GPJ; 09/10/14

ENVIRON

7500 College Blvd, Overland Park, Kansas 66210

Site ID: DP-52		Date(s): **8/18/2014**	
Location: **Fort Smith, Arkansas**			
Logged By: **N. Zurweller**		Checked By: **K. Stonestreet**	
Contractor: **McCray Drilling**		Purpose: **Soil Boring**	
Drilling Method: **Direct Push**		GS Elevation: **458.22 amsl**	TOC Elevation: **Not Measured**
Sampling Method: **Continuous Sampler**		North: **369527.55**	East: **592687.79**
Borehole Dia.: **2.25 inches**		Total Depth: **17.0 feet**	
Project Number: **3434446A**			
Project Name: **Whirlpool Corporation**			
Remarks:			

Well Construction:

Blank Casing: Sch. 40 0.75" PVC 0 FT to 7 FT

Screen: Sch. 40 0.010 PVC 7 FT to 17 FT

Annular Fill: Bentonite 3 FT to 5 FT; Sand 5 FT to 17 FT

Elevation (ft)	Depth (ft)	Recovery (feet)	Sample No.	PID (ppm)	Graphic Log	USCS Code	Material Description	Water Level
		2		0			NO RECOVERY	
455		0	DP-52(4)					
	5	2		0.6		CL	SILTY CLAY, BROWN, PLASTIC, SLIGHTLY STIFF, VERY MOIST	
		2		0			SILTY CLAY, BROWN, LITTLE LIGHT GRAY MOTTLING, LITTLE GRAVEL, SUBROUNDED, UP TO 1/2", LITTLE BLACK NODULES, PLASTIC, STIFF, MOIST	
450		2		0			SILTY CLAY, BROWN, WITH GRAVEL AND SAND, SUBROUNDED, UP TO 1/2", MEDIUM TO COARSE GRAIN, LITTLE BLACK NODULES, COHESIVE, STIFF, MOIST	
	10	2	DP-52(11)	0			SILTY CLAY AS ABOVE, MOIST TO VERY MOIST, STICKY, INCREASING CLAY WITH DEPTH	
445		0					SILTY CLAY, BROWN, WITH GRAVEL AND SAND, SUBROUNDED UP TO 1", MEDIUM TO COARSE GRAIN, COHESIVE, STIFF, MOIST	
	15	2		0			NO RECOVERY	
		1		0			SHALE, VERY DARK GRAY, CRUMBLY, LAMINATED, SLIGHTLY STIFF, DRY	
440								
	20							
435								
	25							
430								

Well Construction

Flush Mount

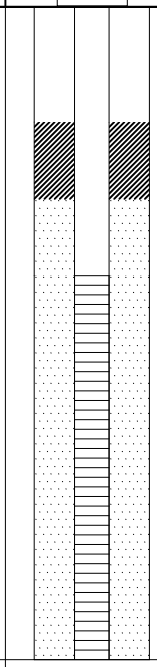

Report: WELL_LOG_REV_MKE; File: WHIRLPOOL_LOGS.GPJ; 09/10/14

ENVIRON

7500 College Blvd, Overland Park, Kansas 66210

Site ID: DP-53	Date(s): **8/18/2014**
Location: **Fort Smith, Arkansas**	
Logged By: **N. Zurweller**	Checked By: **K. Stonestreet**
Contractor: **McCray Drilling**	Purpose: **Soil Boring**
Drilling Method: **Direct Push**	GS Elevation: **455.22 amsl** / TOC Elevation: **Not Measured**
Sampling Method: **Continuous Sampler**	North: **369618.01** / East: **592851.42**
Borehole Dia.: **2.25 inches**	Total Depth: **13.0 feet**
Project Number: **3434446A**	
Project Name: **Whirlpool Corporation**	
Remarks:	

Well Construction:

Blank Casing: Sch. 40 0.75" PVC 0 FT to 6 FT

Screen: Sch. 40 0.010 PVC 6 FT to 13 FT

Annular Fill: Bentonite 0 FT to 4 FT; Sand 4 FT to 13 FT

Elevation (ft)	Depth (ft)	Recovery (feet)	Sample No.	PID (ppm)	Graphic Log	USCS Code	Material Description	Water Level	Well Construction (Flush Mount)
455		2	DP-53(1)	0.1			SILTY FILL, DARK BROWN, SOME ROOT HAIRS, TRACE GRAVEL, SUBROUNDED UP TO 1/4", SLIGHTLY COHESIVE, SLIGHTLY MOIST		
		2		0		CL	SILTY CLAY, BROWN, LITTLE LIGHT GRAY MOTTLING, LITTLE BLACK NODULES, TRACE GRAVEL, SUBROUNDED UP TO 1/4", PLASTIC, SLIGHTLY STIFF, MOIST		
450	5	2		0			SILTY CLAY, BROWN, SOME LIGHT GRAY MOTTLING, SOME SAND, FINE, SOME GRAVEL, SUBROUNDED UP TO 1/4", TRACE BLACK NODULES, PLASTIC, SLIGHTLY STIFF, SLIGHTLY STICKY, MOIST		
		2		0			SILTY CLAY, BROWN, LITTLE LIGHT GRAY MOTTLING, WITH SAND, MEDIUM TO COARSE, WITH GRAVEL, SUBROUNDED UP TO 3/4", COHESIVE, MOIST TO VERY MOIST		
			DP-53(8.5)						
		2		0			SILTY CLAY, BROWN, LITTLE DARK GRAYISH BROWN, PLASTIC, VERY STIFF, SLIGHTLY LAMINATED, SLIGHTLY MOIST		
445	10	2		0			SILTY CLAY, DARK GRAYISH BROWN, WITH WEATHERED SHALE, SLIGHTLY PLASTIC, STIFF, SLIGHTLY LAMINATED, SLIGHTLY MOIST		
		1		0			SHALE, VERY DARK GRAYISH BROWN, LITTLE DARK GRAYISH BROWN, CRUMBLY, LAMINATED, DRY		
440	15								
435	20								
430	25								

Report: WELL_LOG_REV_MKE; File: WHIRLPOOL_LOGS.GPJ; 09/10/14

ENVIRON

7500 College Blvd, Overland Park, Kansas 66210

Site ID:	DP-54	Date(s):	**8/19/2014**
Location:	**Fort Smith, Arkansas**		
Logged By:	**N. Zurweller**		
Consulting Firm:	**ENVIRON**	Checked By:	**K. Stonestreet**
Contractor:	**McCray Drilling**	Purpose:	**Soil Boring**
Drilling Method:	**Direct Push**	Datum: **NAVD88**	Elevation: **478.00 amsl**
Sampling Method:	**Continuous Sampler**	North: **368459.61**	East: **591300.28**
Remarks:		Borehole Dia.: **2.25 inches**	Total Depth: **16.0 feet**
		Project Number:	**3434446A**
		Project Name:	**Whirlpool Corporation**

Elevation (ft)	Water Level	Depth (ft)	Recovery (feet)	Sample No.	PID (ppm)	Graphic Log	USCS Code	Material Description
								Concrete
			2		2.6			SANDY FILL, DARK BROWN, MEDIUM GRAIN, WET
475			2	DP-54(3)	4.6		MH	CLAYEY SILT, BROWN, SOME REDDISH BROWN, LITTLE GRAVEL, SUBROUNDED, UP TO 1/4", LITTLE BLACK NODULES, SLIGHTLY PLASTIC, SLIGHTLY STIFF, SLIGHTLY MOIST
		5	2		2.4		CL	SILTY CLAY, BROWN, LITTLE LIGHT GRAY MOTTLING, TRACE GRAVEL, SUBROUNDED, UP TO 1/4", TRACE BLACK NODULES, PLASTIC, STIFF, SLIGHTLY MOIST
								SILTY CLAY AS ABOVE, WITH GRAY MOTTLING, VERY STIFF
			2		1.6			SILTY CLAY AS ABOVE, SOME GRAVEL, SUBROUNDED, UP TO 1/4"
470								
			2		0.5			
		10						
			2		1.5			
								SILTY CLAY, BROWN, SOME GRAVEL, SUBROUNDED, UP TO 1/4", SOME BLACK NODULES, CRUMBLY, SLIGHTLY PLASTIC, SLIGHTLY STIFF, SLIGHTLY MOIST
465			2	DP-54(13)	0.6			SILTY CLAY, BROWN, LITTLE LIGHT GRAY MOTTLING, SOME BLACK NODULES, PLASTIC, STIFF, SLIGHTLY MOIST
		15	2		0			SILTY CLAY AS ABOVE, WITH LIGHT GRAY MOTTLING
460								
		20						
455								
		25						
450								

Report: SOIL_LOG_REV_1_MKE2; File: WHIRLPOOL_LOGS.GPJ; 09/10/14

ENVIRON

7500 College Blvd, Overland Park, Kansas 66210

Site ID:	DP-55	Date(s):	**8/19/2014**
Location:	**Fort Smith, Arkansas**		
Logged By:	**N. Zurweller**		
Consulting Firm: **ENVIRON**		Checked By:	**K. Stonestreet**
Contractor: **McCray Drilling**		Purpose:	**Soil Boring**
Drilling Method: **Direct Push**		Datum: **NAVD88**	Elevation: **478.00 amsl**
Sampling Method: **Continuous Sampler**		North: **368453.11**	East: **591400.30**
Remarks:		Borehole Dia.: **2.25 inches**	Total Depth: **34.0 feet**
		Project Number:	**3434446A**
		Project Name:	**Whirlpool Corporation**

Elevation (ft)	Water Level	Depth (ft)	Recovery (feet)	Sample No.	PID (ppm)	Graphic Log	USCS Code	Material Description
								CONCRETE
			2		23.6			SANDY FILL, DARK BROWN, MEDIUM GRAIN, SLIGHTLY COHESIVE, WET
475			2	DP-55(4)	21.2		MH	CLAYEY SILT, BROWN, SOME REDDISH BROWN MOTTLING, SOME BLACK NODULES, LITTLE GRAVEL, SUBROUNDED, UP TO 1/4", SLIGHTLY PLASTIC, SLIGHTLY STIFF, SLIGHTLY MOIST
		5	2		54.3		CL	SILTY CLAY, BROWN, LITTLE GRAY MOTTLING, LITTLE BLACK NODULES, TRACE GRAVEL, SUBROUNDED, UP TO 1/4", PLASTIC, STIFF, SLIGHTLY MOIST
			2	DP-55(8)	46.4			SILTY CLAY AS ABOVE, VERY STIFF
470			2		48.2			SILTY AS ABOVE, SOME GRAY MOTTLING, INCREASING SILT WITH DEPTH
		10	2		20.7			SILTY CLAY, BROWN, SOME GRAVEL AND SAND, SUBROUNDED, UP TO 1/4", FINE TO MEDIUM GRAIN, SOME BLACK NODULES, SLIGHTLY PLASTIC, COHESIVE, SLIGHTLY STIFF, SLIGHTLY MOIST
465			2	DP-55(13)	25.2			
		15	2		45.3			SILTY CLAY, BROWN, SOME LIGHT GRAY MOTTLING, TRACE SAND, FINE GRAIN, TRACE BLACK NODULES, PLASTIC, SLIGHTLY STIFF, MOIST SILTY CLAY AS ABOVE, LITTLE BLACK NODULES
			2		10			
460			2		4.6			SILTY CLAY, BROWN, SOME LIGHT GRAY MOTTLING, TRACE SAND, FINE GRAIN, LITTLE BLACK NODULES, VERY PLASTIC, SLIGHTLY STIFF, MOIST TO VERY MOIST
		20	2		0.1			
455			2		0			
		25	2		0			SILTY CLAY AS ABOVE, WITH SAND, FINE TO MEDIUM
			2	DP-55(27)	0		GC	SAND AND GRAVEL, BROWN, WITH SILTY CLAY, SUBROUNDED GRAVEL, UP TO 1/2", MEDIUM TO COARSE GRAIN, STICKY, COHESIVE, VERY MOIST
450			2		0			SAND AND GRAVEL AS ABOVE, SUBROUNDED GRAVEL, UP TO 3/4", MOIST

Report: SOIL_LOG_REV_1_MKE2; File: WHIRLPOOL_LOGS.GPJ; 09/10/14

ENVIRON

7500 College Blvd, Overland Park, Kansas 66210

Site ID: DP-55

Project Name: **Whirlpool Corporation**

Project Number: **3434446A**

Elevation (ft)	Water Level	Depth (ft)	Sample Interval	Sample No.		PID (ppm)	Graphic Log	USCS Code	Material Description
			2	DP-55(31)	0				SAND AND GRAVEL AS ABOVE, SUBROUNDED GRAVEL, UP TO 3/4", MOIST *(continued)*
445			2		0		CL		SILTY CLAY, BROWN, CRUMBLY, SLIGHTLY LAMINATED, HARD, DRY
									SHALE, VERY DARK GRAY, CRUMBLY, LAMINATED, VERY STIFF, DRY
		35							
440									
		40							
435									
		45							
430									
		50							
425									
		55							
420									
		60							
415									
		65							
410									

ENVIRON

7500 College Blvd, Overland Park, Kansas 66210

Site ID:	DP-56	Date(s):	**8/19/2014**
Location:	**Fort Smith, Arkansas**		
Logged By:	**N. Zurweller**		
Consulting Firm:	**ENVIRON**	Checked By:	**K. Stonestreet**
Contractor:	**McCray Drilling**	Purpose:	**Soil Boring**
Drilling Method:	**Direct Push**	Datum: **NAVD88**	Elevation: **478.00 amsl**
Sampling Method:	**Continuous Sampler**	North: **368233.88**	East: **591686.35**
Remarks:		Borehole Dia.: **2.25 inches**	Total Depth: **16.0 feet**
		Project Number:	**3434446A**
		Project Name:	**Whirlpool Corporation**

Elevation (ft)	Water Level	Depth (ft)	Recovery (feet)	Sample No.	PID (ppm)	Graphic Log	USCS Code	Material Description
			2		0.2			CONCRETE
								SANDY FILL, VERY DARK GRAY AND LIGHT BROWN, MEDIUM GRAIN, LOOSE, MOIST
475			2	DP-56(3)	0		CL	SILTY CLAY, BROWN, SOME LIGHT GRAY MOTTLING, SOME CLAYEY SILT, SOME BLACK NODULES, TRACE GRAVEL, SUBROUNDED, UP TO 1/4", SLIGHTLY PLASTIC, SLIGHTLY STIFF, SLIGHTLY MOIST
		5	2		0			SILTY CLAY, BROWN, SOME LIGHT GRAY MOTTLING, SOME GRAYISH BROWN MOTTLING, SOME BLACK NODULES, TRACE GRAVEL, SUBROUNDED UP TO 1/4", PLASTIC, STIFF, SLIGHTLY MOIST
			2		0			SILTY CLAY, BROWN, SOME LIGHT GRAY MOTTLING, SOME BLACK NODULES, SOME GRAVEL, SUBROUNDED UP TO 1/4", PLASTIC, VERY STIFF, SLIGHTLY MOIST
470			2		0			
		10	2	DP-56(11)	0			SILTY CLAY, BROWN, SOME GRAVEL, SUBROUNDED UP TO 1/4", LITTLE SAND, FINE TO MEDIUM GRAIN, SLIGHTLY PLASTIC, SLIGHTLY COHESIVE, SLIGHTLY STIFF, SLIGHTLY MOIST
								SILTY CLAY, BROWN, SOME GRAY MOTTLING, SOME BLACK NODULES, PLASTIC, VERY STIFF, SLIGHTLY MOIST
465			2		0			SILTY CLAY, BROWN, TRACE SAND, FINE GRAIN, SOME GRAY MOTTLING, SOME BLACK NODULES, PLASTIC, SLIGHTLY STIFF TO STIFF, MOIST
		15	2		0			
460								
		20						
455								
		25						
450								

Report: SOIL_LOG_REV_1_MKE2; File: WHIRLPOOL_LOGS.GPJ; 09/10/14

ENVIRON

7500 College Blvd, Overland Park, Kansas 66210

Site ID: DP-57		Date(s): **8/25/2014**	
Location: **Fort Smith, Arkansas**			
Logged By: **N. Zurweller**		Checked By: **K. Stonestreet**	
Contractor: **McCray Drilling**		Purpose: **Soil Boring**	
Drilling Method: **Direct Push**		GS Elevation: **479.91 amsl**	TOC Elevation: **Not Measured**
Sampling Method: **Continuous Sampler**		North: **367352.63**	East: **590791.11**
Borehole Dia.: **2.25 inches**		Total Depth: **36.0 feet**	
Project Number: **3434446A**			
Project Name: **Whirlpool Corporation**			
Remarks:			

Well Construction:

Blank Casing: Sch. 40 0.75" PVC 0 FT to 26 FT

Screen: Sch. 40 0.010 PVC 26 FT to 36 FT

Annular Fill: None

Elevation (ft)	Depth (ft)	Recovery (feet)	Sample No.	PID (ppm)	Graphic Log	USCS Code	Material Description	Water Level	Well Construction (Flush Mount)
		2	DP-57(1)	5.1		CL	SILTY FILL, DARK GRAYISH BROWN, SOME GRAVEL, SUBANGULAR, UP TO 1/2", LITTLE SILTY CLAY, LOOSE, DRY		
		2		0.5			SILTY CLAY, BROWN, LITTLE GRAVEL, SUBROUNDED TO SUBANGULAR, UP TO 1/2", SLIGHTLY PLASTIC, SLIGHTLY STIFF, SLIGHTLY MOIST		
475	5	2		0.5			SILTY CLAY, BROWN, LITTLE LIGHT GRAY MOTTLING, LITTLE GRAVEL, SUBROUNDED, UP TO 1/4", PLASTIC, STIFF TO VERY STIFF, SLIGHTLY MOIST		
		2		0.1			SILTY CLAY, BROWN, LITTLE LIGHT GRAY MOTTLING, PLASTIC, VERY STIFF, SLIGHTLY MOIST		
		2		0			SILTY CLAY, BROWN, SOME LIGHT GRAY MOTTLING, LITTLE BLACK NODULES, PLASTIC, VERY STIFF, SLIGHTLY MOIST		
470	10	2		0					
		2		0					
465	15	2		0			SILTY CLAY AS ABOVE, SOME BLACK NODULES		
		2		0			SILTY CLAY, BROWN, SOME GRAY MOTTLING, TRACE SAND, FINE GRAIN, TRACE BLACK NODULES, PLASTIC, SLIGHTLY STIFF, MOIST		
460	20	2	DP-57(20.5)	0			SILTY CLAY, BROWN, SOME GRAY MOTTLING, LITTLE SAND, FINE GRAIN, TRACE BLACK NODULES, PLASTIC, SLIGHTLY STIFF, MOIST, INCREASING SILT WITH DEPTH		
		2		0			SILTY CLAY, BROWN, SOME GRAY MOTTLING, LITTLE TO SOME SAND, FINE GRAIN, TRACE SAND, MEDIUM GRAIN, TRACE BLACK NODULES, PLASTIC, SLIGHTLY STIFF, VERY MOIST		
455	25	2		0			SILTY CLAY AS ABOVE, SOME SAND, FINE TO MEDIUM GRAIN, TRACE SAND, COARSE GRAIN		
		2	DP-57(28)	0			SILTY CLAY, BROWN, SOME GRAY MOTTLING, SOME SAND, FINE GRAIN, TRACE SAND, COARSE GRAIN, SOME BLACK NODULES, PLASTIC, SLIGHTLY STIFF, VERY MOIST		
						GC	SANDY CLAY, BROWN, SOME BLACK NODULES, LITTLE SAND, COARSE GRAIN, FINE TO MEDIUM GRAIN		
		2		0		CL	SILTY CLAY, BROWN, WITH GRAVEL AND SAND, SUBROUNDED, UP TO 1/2", MEDIUM TO COARSE GRAIN, COHESIVE, VERY MOIST		

Report: WELL_LOG_REV_MKE; File: WHIRLPOOL_LOGS.GPJ; 09/10/14

ENVIRON

7500 College Blvd, Overland Park, Kansas 66210

Site ID: DP-57

Project Name: **Whirlpool Corporation**

Project Number: **3434446A**

Elevation (ft)	Depth (ft)	Recovery (feet)	Sample No.	PID (ppm)	Graphic Log	USCS Code	Material Description	Water Level	Well Construction
		2		0			SAND AND GRAVEL, BROWN, WITH SILTY CLAY, SUBROUNDED, UP TO 1/2", MEDIUM TO COARSE GRAIN, SLIGHTLY COHESIVE, WET		
		2		0			SILTY CLAY, BROWN, WITH GRAVEL AND SAND, SUBROUNDED, UP TO 3/4", MEDIUM TO COARSE GRAIN, SLIGHTLY STIFF, COHESIVE, MOIST		
445	35	2		0			SILTY CLAY, BROWN, SOME BLUISH GRAY MOTTLING, WITH GRAVEL, SUBROUNDED, UP TO 3/4", SOME SAND, FINE TO MEDIUM GRAIN, TRACE COARSE GRAIN, SLIGHTLY STIFF, COHESIVE, MOIST		
							SILTY CLAY, BROWN, WITH GRAVEL, SUBROUNDED, UP TO 1", SOME SAND, FINE TO MEDIUM GRAIN, TRACE COARSE GRAIN, SLIGHTLY STIFF, COHESIVE, MOIST TO VERY MOIST		
							SILTY CLAY, BROWN, PLASTIC, VERY STIFF, DRY		
							SHALE, VERY DARK GRAY, CRUMBLY, LAMINATED, SLIGHTLY STIFF, DRY		
440	40								
435	45								
430	50								
425	55								
420	60								
415	65								

Report: WELL_LOG_REV_MKE; File: WHIRLPOOL_LOGS.GPJ; 09/10/14

ENVIRON

7500 College Blvd, Overland Park, Kansas 66210

Site ID: DP-58	Date(s): **8/25/2014**
Location: **Fort Smith, Arkansas**	
Logged By: **N. Zurweller**	Checked By: **K. Stonestreet**
Contractor: **McCray Drilling**	Purpose: **Soil Boring**
Drilling Method: **Direct Push**	GS Elevation: **455.01 amsl** / TOC Elevation: **Not Measured**
Sampling Method: **Continuous Sampler**	North: **370284.74** / East: **592319.29**
Borehole Dia.: **2.25 inches**	Total Depth: **13.0 feet**
Project Number: **3434446A**	
Project Name: **Whirlpool Corporation**	
Remarks:	

Well Construction:

Blank Casing: Sch. 40 0.75" PVC 0 FT to 6 FT

Screen: Sch. 40 0.010 PVC 6 FT to 13 FT

Annular Fill: Bentonite 0 FT to 3 FT; Sand 6 FT to 13 FT

Elevation (ft)	Depth (ft)	Recovery (feet)	Sample No.	PID (ppm)	Graphic Log	USCS Code	Material Description	Water Level	Well Construction (Flush Mount)
		2	DP-58(1)	0.8		CL	SILTY FILL, DARK BROWN, SOME ROOT HAIRS, LITTLE GRAVEL AND SAND, SUBROUNDED, UP TO 1/4", FINE GRAIN, MOIST		
		2		0.1			SILTY CLAY, BROWN, WITH GRAVEL, SUBROUNDED, UP TO 1/4", SOME SAND, FINE GRAIN, SOME BLACK NODULES, SLIGHTLY PLASTIC, SLIGHTLY STIFF, DRY		
450	5	2		0.1					
		2	DP-58(8)	0.1			SILTY CLAY, BROWN, WITH GRAVEL, SUBROUNDED, UP TO 1/2", SOME SAND, FINE GRAIN, SOME BLACK NODULES, SLIGHTLY PLASTIC, SLIGHTLY STIFF, SLIGHTLY MOIST		
		2		0.2			SILTY CLAY, BROWN, WITH GRAVEL, SUBROUNDED, UP TO 3/4", LITTLE SAND, MEDIUM TO COARSE GRAIN, SOME BLACK NODULES, SLIGHTLY PLASTIC, SLIGHTLY STIFF, MOIST		
445	10						SILTY CLAY, BROWN, PLASTIC, VERY STIFF, SLIGHTLY MOIST		
		2		0.1			SILTY CLAY, BROWN, SOME DARK BROWN, LITTLE WEATHERED SHALE, PLASTIC, VERY STIFF, DRY		
		1		0			SHALE, VERY DARK GRAY, CRUMBLY, LAMINATED, SLIGHTLY STIFF, DRY		
440	15								
435	20								
430	25								

Report: WELL_LOG_REV_MKE; File: WHIRLPOOL_LOGS.GPJ; 09/10/14

ENVIRON

7500 College Blvd, Overland Park, Kansas 66210

Site ID: DP-59		Date(s): **8/25/2014**	
Location: **Fort Smith, Arkansas**			
Logged By: **N. Zurweller**		Checked By: **K. Stonestreet**	
Contractor: **McCray Drilling**		Purpose: **Soil Boring**	
Drilling Method: **Direct Push**		GS Elevation: **486.00 amsl**	TOC Elevation: **Not Measured**
Sampling Method: **Continuous Sampler**		North: **367588.12**	East: **590863.10**
Well Construction:		Borehole Dia.: **2.25 inches**	Total Depth: **38.0 feet**
Blank Casing: Sch. 40 0.75" PVC	0 FT to 33 FT	Project Number: **3434446A**	
Screen: Sch. 40 0.010 PVC	33 FT to 38 FT	Project Name: **Whirlpool Corporation**	
Annular Fill: Bentonite	29 FT to 31 FT	Remarks:	
Sand	31 FT to 38 FT		

Elevation (ft)	Depth (ft)	Recovery (feet)	Sample No.	PID (ppm)	Graphic Log	USCS Code	Material Description	Water Level	Well Construction (Flush Mount)
485		2	DP-59(1)	0.8		MH	SILTY FILL, DARK BROWN, SOME SAND, MEDIUM TO COARSE GRAIN, SLIGHTLY STIFF, MOIST		
		2		0			CLAYEY SILT, DARK BROWN, SLIGHTLY PLASTIC, SLIGHTLY STIFF, SLIGHTLY MOIST		
	5	2		0			CLAYEY SILTY AS ABOVE, WITH BLACK ORGANICS		
480							CLAYEY SILT, DARK BROWN, SLIGHTLY PLASTIC, SLIGHTLY STIFF, MOIST		
		2		0		CL	SILTY CLAY, BROWN, SOME RED AND GRAY MOTTLING, PLASTIC, STIFF, SLIGHTLY MOIST		
		2		0			SILTY CLAY, BROWN, WITH GRAY MOTTLING, PLASTIC, STIFF, MOIST		
	10						SILTY CLAY, BROWN, SOME GRAY MOTTLING, SOME GRAVEL, SUBROUNDED, UP TO 1/4", PLASTIC, STIFF, MOIST		
475		2		0			SILTY CLAY, BROWN, SOME GRAY MOTTLING, LITTLE GRAVEL, SUBROUNDED, UP TO 1/4", PLASTIC, STIFF, SLIGHTLY MOIST		
		2		0			SILTY CLAY, BROWN, SOME GRAVEL, SUBROUNDED UP TO 1/4", LITTLE SAND, COARSE GRAIN, LITTLE BLACK NODULES, SLIGHTLY PLASTIC, SLIGHTLY STIFF, SLIGHTLY MOIST		
	15	2		0			SILTY CLAY, BROWN, SOME GRAY MOTTLING, TRACE GRAVEL, SUBROUNDED, UP TO 1/4", TRACE BLACK NODULES, PLASTIC, STIFF TO VERY STIFF, SLIGHTLY MOIST		
470		2		0			SILTY CLAY, BROWN, WITH GRAY MOTTLING, TRACE GRAVEL, SUBROUNDED, UP TO 1/4", TRACE BLACK NODULES, PLASTIC, VERY STIFF, SLIGHTLY MOIST		
		2		0					
	20								
465		2		0			SILTY CLAY, BROWN, SOME GRAY MOTTLING, TRACE GRAVEL, SUBROUNDED, UP TO 1/4", SOME BLACK NODULES, PLASTIC, VERY STIFF, SLIGHTLY MOIST		
		2		0			SILTY CLAY, BROWN, SOME GRAY MOTTLING, TRACE GRAVEL, SUBROUNDED, UP TO 1/4", SOME BLACK NODULES, PLASTIC, STIFF, MOIST, INCREASING SILT WITH DEPTH		
	25	2		0			SILTY CLAY AS ABOVE, WITH GRAY MOTTLING, TRACE SAND, FINE GRAIN		
460		2		0			SILTY CLAY, BROWN, WITH GRAY AND BLUISH GRAY MOTTLING, SOME SAND, FINE GRAIN, TRACE GRAVEL, SUBROUNDED, UP TO 1/4", SOME BLACK NODULES, PLASTIC, STIFF, MOIST, INCREASING SILT WITH DEPTH		
		2		0			SILTY CLAY, BROWN, WITH GRAY MOTTLING, LITTLE BLUISH GRAY MOTTLING, SOME SAND, FINE GRAIN, TRACE GRAVEL, SUBROUNDED, UP TO 1/4", SOME BLACK NODULES, PLASTIC, SLIGHTLY STIFF, VERY MOIST, INCREASING SILT WITH DEPTH		

Report: WELL_LOG_REV_MKE; File: WHIRLPOOL_LOGS.GPJ; 09/10/14

ENVIRON

7500 College Blvd, Overland Park, Kansas 66210

Site ID: DP-59

Project Name: **Whirlpool Corporation**

Project Number: **3434446A**

Elevation (ft)	Depth (ft)	Recovery (feet)	Sample No.	PID (ppm)	Graphic Log	USCS Code	Material Description	Water Level	Well Construction
455		2		0			SILTY CLAY, BROWN, TRACE GRAY MOTTLING, WITH SAND, FINE GRAIN, PLASTIC, SLIGHTLY STIFF, WET		
						SC	SANDY CLAY, BROWN, LITTLE GRAY MOTTLING, WITH SILT, FINE TO MEDIUM GRAIN, COHESIVE, SOFT, VERY MOIST		
		2		0		CL	CLAYEY SAND, BROWN, LITTLE SILT, FINE TO MEDIUM GRAIN, TRACE COARSE GRAIN, COHESIVE, WET		
	35	2		0			SANDY CLAY, BROWN, LITTLE GRAY MOTTLING, WITH SILT, FINE GRAIN, SLIGHTLY PLASTIC, COHESIVE, SOFT, VERY MOIST		
450		2	DP-59(37)	0			SANDY CLAY, BROWN, LITTLE GRAY MOTTLING, WITH SILT, SOME GRAVEL, SUBROUNDED, UP TO 1/2", FINE GRAIN, SLIGHTLY PLASTIC, COHESIVE, SOFT, MOIST TO VERY MOIST		
							SANDY CLAY, BROWN, LITTLE GRAY MOTTLING, WITH SILT, FINE GRAIN, SLIGHTLY COHESIVE, SOFT, VERY MOIST		
	40								
445									
	45								
440									
	50								
435									
	55								
430									
	60								
425									
	65								
420									

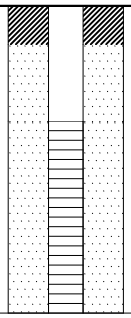

Report: WELL_LOG_REV_MKE; File: WHIRLPOOL_LOGS.GPJ; 09/10/14

ENVIRON

7500 College Blvd, Overland Park, Kansas 66210

Site ID: DP-60		Date(s): **8/26/2014**	
Location: **Fort Smith, Arkansas**			
Logged By: **N. Zurweller**		Checked By: **K. Stonestreet**	
Contractor: **McCray Drilling**		Purpose: **Soil Boring**	
Drilling Method: **Direct Push**		GS Elevation: **475.64 amsl**	TOC Elevation: **Not Measured**
Sampling Method: **Continuous Sampler**		North: **367383.60**	East: **590292.84**
Borehole Dia.: **2.25 inches**		Total Depth: **32.0 feet**	
Project Number: **3434446A**			
Project Name: **Whirlpool Corporation**			
Remarks:			

Well Construction:

Blank Casing: Sch. 40 0.75" PVC 0 FT to 27 FT

Screen: Sch. 40 0.010 PVC 27 FT to 32 FT

Annular Fill: Bentonite 23 FT to 25 FT; Sand 25 FT to 32 FT

Elevation (ft)	Depth (ft)	Recovery (feet)	Sample No.	PID (ppm)	Graphic Log	USCS Code	Material Description	Water Level
475		2	DP-60(1)	0.8			SILTY CLAY AND GRAVEL FILL, DARK BROWN, SUBANGULAR, SLIGHTLY MOIST	
		2		0				
	5	2		0				
470		1		0		CL	SILTY CLAY, BROWN, WITH RED MOTTLING, LITTLE GRAVEL, SUBROUNDED, UP TO 1/4", PLASTIC, SOFT, VERY MOIST	
		2		0			SILTY CLAY, BROWN, WITH RED MOTTLING, LITTLE GRAVEL, SUBROUNDED, UP TO 1/4", PLASTIC, SLIGHTLY STIFF, SLIGHTLY MOIST	
	10						SILTY CLAY AS ABOVE, STIFF	
465		2	DP-60(11)	0			SILTY CLAY, BROWN, LITTLE GRAY MOTTLING, TRACE RED MOTTLING, TRACE BLACK NODULES, PLASTIC, VERY STIFF, SLIGHTLY MOIST	
		2		0			SILTY CLAY, BROWN, WITH GRAY MOTTLING, SOME BLACK NODULES, PLASTIC, VERY STIFF, SLIGHTLY MOIST	
	15	2		0			SILTY CLAY AS ABOVE, STIFF, INCREASING SILT WITH DEPTH	
460		2		0				
		2		0			SILTY CLAY, BROWN, WITH GRAY MOTTLING, SOME BLACK NODULES, PLASTIC, SLIGHTLY STIFF, MOIST, INCREASING SILT WITH DEPTH	
	20							
455		2		0			SILTY CLAY AS ABOVE, TRACE BLACK NODULES	
		2		0				
	25	2		0				
450			DP-60(26)				SANDY CLAY, BROWN, SOME GRAY MOTTLING, WITH SILT, FINE GRAIN, COHESIVE, SLIGHTLY STIFF, VERY MOIST	
		2		0		SC	SAND, LIGHT BROWN, LITTLE SILT, FINE GRAIN, LOOSE, WET	
		2		0		GC	CLAYEY SAND, GRAY, LITTLE BROWN, WITH SILT, FINE GRAIN, SOFT, COHESIVE, VERY MOIST	
							SAND AND GRAVEL, BROWN, WITH SILTY CLAY, SUBROUNDED, UP	

Well Construction

Flush Mount

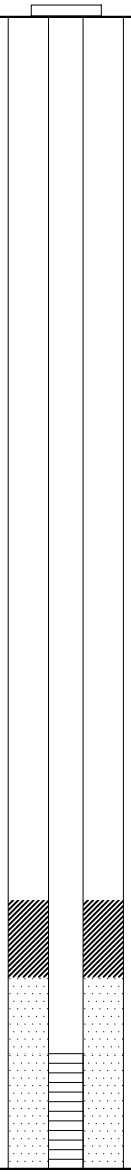

Report: WELL_LOG_REV_MKE; File: WHIRLPOOL_LOGS.GPJ; 09/10/14

ENVIRON

7500 College Blvd, Overland Park, Kansas 66210

Site ID: DP-60

Project Name: **Whirlpool Corporation**

Project Number: **3434446A**

Elevation (ft)	Depth (ft)	Recovery (feet)	Sample No.	PID (ppm)	Graphic Log	USCS Code	Material Description	Water Level	Well Construction
445		2		0		CL	TO 1", MEDIUM TO COARSE GRAIN, COHESIVE, MOIST TO VERY MOIST		
							SILTY CLAY, BROWN, SLIGHTLY LAMINATED, PLASTIC, VERY STIFF, SLIGHTLY MOIST		
							SHALE, VERY DARK GRAY, CRUMBLY, LAMINATED, STIFF, DRY		
440	35								
435	40								
430	45								
425	50								
420	55								
415	60								
410	65								

Report: WELL_LOG_REV_MKE; File: WHIRLPOOL_LOGS.GPJ; 09/10/14

ENVIRON

7500 College Blvd, Overland Park, Kansas 66210

Site ID: DP-61		Date(s): **8/26/2014**	
Location: **Fort Smith, Arkansas**			
Logged By: **N. Zurweller**		Checked By: **K. Stonestreet**	
Contractor: **McCray Drilling**		Purpose: **Soil Boring**	
Drilling Method: **Direct Push**		GS Elevation: **488.00 amsl**	TOC Elevation: **Not Measured**
Sampling Method: **Continuous Sampler**		North: **367565.51**	East: **591032.22**
Borehole Dia.: **2.25 inches**		Total Depth: **41.0 feet**	
Project Number: **3434446A**			
Project Name: **Whirlpool Corporation**			
Remarks:			

Well Construction:

Blank Casing: Sch. 40 0.75" PVC 0 FT to 36 FT

Screen: Sch. 40 0.010 PVC 36 FT to 41 FT

Annular Fill: Bentonte 30 FT to 34 FT; Sand 34 FT to 41 FT

Elevation (ft)	Depth (ft)	Recovery (feet)	Sample No.	PID (ppm)	Graphic Log	USCS Code	Material Description	Water Level	Well Construction (Flush Mount)
		2	DP-61(1)	0.2			SILTY FILL, DARK BROWN, SLIGHTLY MOIST		
						MH	CLAYEY SILT, BROWN, LITTLE GRAVEL, SUBROUNDED TO SUBANGULAR, UP TO 1/4", SOFT, SLIGHTLY MOIST		
485		2	DP-61(4)	0					
	5	2		0			CLAYEY SILT, BROWN, LITTLE DARK BROWN, LITTLE LIGHT GRAY MOTTLING, SLIGHTLY PLASTIC, SLIGHTLY STIFF, MOIST		
		2		0		CL	SILTY CLAY, BROWN, WITH DARK BROWN AND RED MOTTLING, PLASTIC, VERY STIFF, SLIGHTLY MOIST		
480									
		2		0			SILTY CLAY, BROWN, WITH GRAY AND DARK GRAY MOTTLING, PLASTIC, STIFF, MOIST		
	10	2		0			SILTY CLAY, BROWN, WITH GRAY MOTTLING, PLASTIC, VERY STIFF, SLIGHTLY MOIST		
475		2		0					
	15	2		0			SILTY CLAY, BROWN, LITTLE GRAY MOTTLING, TRACE GRAVEL, SUBROUNDED, UP TO 1/4", PLASTIC, VERY STIFF, SLIGHTLY MOIST		
		2		0			SILTY CLAY, BROWN, TRACE GRAVEL, SUBROUNDED, UP TO 1/4", CRUMBLY, SLIGHTLY PLASTIC, SLIGHTLY STIFF TO STIFF, SLIGHTLY MOIST		
470							SILTY CLAY, BROWN, PLASTIC, VERY STIFF, SLIGHTLY MOIST		
		2		0			SILTY CLAY, BROWN, LITTLE LIGHT GRAY MOTTLING, PLASTIC, STIFF, SLIGHTLY MOIST, INCREASING SILT WITH DEPTH		
	20	2		0			SILTY CLAY AS ABOVE, SOME BLACK NODULES		
465		2	DP-61(23)	0					
	25	2		0			SILTY CLAY, BROWN, LITTLE LIGHT GRAY MOTTLING, SOME SAND, FINE GRAIN, SOME BLACK NODULES, PLASTIC, SLIGHTLY STIFF, MOIST, INCREASING SILT WITH DEPTH		
		2		0			SANDY CLAY, BROWN, TRACE LIGHT GRAY MOTTLING, WITH SILT, LITTLE CLAYEY SAND, FINE TO MEDIUM GRAIN, COHESIVE, SOFT, VERY MOIST		
460						SC	CLAYEY SAND, BROWN, TRACE LIGHT GRAY MOTTLING, FINE TO MEDIUM GRAIN, COHESIVE, WET		
		2		0					

Report: WELL_LOG_REV_MKE; File: WHIRLPOOL_LOGS.GPJ; 09/10/14

ENVIRON

7500 College Blvd, Overland Park, Kansas 66210

Site ID: DP-61

Project Name: **Whirlpool Corporation**

Project Number: **3434446A**

Elevation (ft)	Depth (ft)	Recovery (feet)	Sample No.	PID (ppm)	Graphic Log	USCS Code	Material Description	Water Level	Well Construction
		2		0		CL	SAND, LIGHT BROWN, SOME SILTY CLAY, FINE TO MEDIUM GRAIN, SLIGHTLY COHESIVE, WET		
						SC	SILTY CLAY, BROWN, WITH GRAY MOTTLING, WITH SAND, FINE GRAIN, SLIGHTLY PLASTIC, SLIGHTLY STIFF, VERY MOIST		
455		2		0		CL	CLAYEY SAND, BROWN, WITH SILT, FINE GRAIN, COHESIVE, WET		
						SC	SILTY CLAY, BROWN, WITH GRAY MOTTLING, WITH SAND, FINE GRAIN, SLIGHTLY PLASTIC, SLIGHTLY STIFF, VERY MOIST		
	35	2		0		GC	SAND, BROWN, TRACE GRAVEL, SUBROUNDED, UP TO 1/4", TRACE SILTY CLAY, MEDIUM GRAIN, TRACE COARSE GRAIN, SLIGHTLY COHESIVE, VERY MOIST		
		2		0			SAND AND GRAVEL, BROWN, WITH SILTY CLAY, MEDIUM TO COARSE GRAIN, SUBROUNDED, UP TO 1/2", COHESIVE, VERY MOIST		
450		2		0			SAND AND GRAVEL AS ABOVE, GRAVEL, SUBROUNDED, UP TO 3/4", INCREASING SILTY CLAY WITH DEPTH		
	40	1		0			SAND AND GRAVEL, BROWN, LITTLE SILTY CLAY, MEDIUM TO COARSE GRAIN, GRAVEL, SUBROUNDED, UP TO 1/2", SLIGHTLY COHESIVE, WET		
							SAND AND GRAVEL, BROWN, WITH SILTY CLAY, MEDIUM TO COARSE GRAIN, SUBROUNDED, UP TO 1", COHESIVE, VERY MOIST		
445									
	45								
440									
	50								
435									
	55								
430									
	60								
425									
	65								
420									

Report: WELL_LOG_REV_MKE; File: WHIRLPOOL_LOGS.GPJ; 09/10/14

ENVIRON

7500 College Blvd, Overland Park, Kansas 66210

Site ID: DP-62		Date(s): **8/26/2014**	
Location: **Fort Smith, Arkansas**			
Logged By: **N. Zurweller**		Checked By: **K. Stonestreet**	
Contractor: **McCray Drilling**		Purpose: **Soil Boring**	
Drilling Method: **Direct Push**		GS Elevation: **471.19 amsl**	TOC Elevation: **Not Measured**
Sampling Method: **Continuous Sampler**		North: **367621.05**	East: **590109.77**
Well Construction:		Borehole Dia.: **2.25 inches**	Total Depth: **28.0 feet**
Blank Casing: 0.5" Stainless Steel 0 FT to 24		Project Number: **3434446A**	
Screen: Stainless Steel 0.010 24 FT to 28 FT		Project Name: **Whirlpool Corporation**	
Annular Fill: No Annulus		Remarks:	

Elevation (ft)	Depth (ft)	Recovery (feet)	Sample No.	PID (ppm)	Graphic Log	USCS Code	Material Description	Water Level	Well Construction (Flush Mount)
470		2	DP-62(1)	1.2		MH	CLAYEY SILT, LIGHT BROWN, LITTLE ROOT HAIRS, LOOSE, DRY		
		2		0					
	5	2		1			CLAYEY SILT, GRAYISH BROWN, LITTLE BROWN, LITTLE BLACK NODULES, SLIGHTLY PLASTIC, SLIGHTLY STIFF, MOIST		
465		2		0.8		CL	SILTY CLAY, BROWN, WITH RED AND DARK GRAY MOTTLING, PLASTIC, STIFF, SLIGHTLY MOIST		
		2		0.8			SILTY CLAY, BROWN, SOME GRAY MOTTLING, SLIGHTLY PLASTIC, SLIGHTLY STIFF, SLIGHTLY MOIST		
	10	2		0.3			SILTY CLAY, BROWN, SOME GRAY AND REDDISH BROWN MOTTLING, LITTLE BLACK NODULES, TRACE GRAVEL, SUBROUNDED, UP TO 1/4", PLASTIC, STIFF, SLIGHTLY MOIST		
460		2		0.2			SILTY CLAY, BROWN, SOME GRAY MOTTLING, LITTLE BLACK NODULES, TRACE GRAVEL, SUBROUNDED, UP TO 1/4", PLASTIC, STIFF, MOIST		
	15	2		0.2					
455		2		0.2					
		2		0			SILTY CLAY AS ABOVE, SOFT, VERY MOIST		
	20	2		0			SILTY CLAY, BROWN, SOME GRAY MOTTLING, LITTLE BLACK NODULES, TRACE GRAVEL, SUBROUNDED, UP TO 1/4", PLASTIC, STIFF, MOIST		
450		2		0					
		2	DP-62(24.5)	0			SILTY CLAY, BROWN, LITTLE GRAY MOTTLING, LITTLE SAND, FINE GRAIN, TRACE BLACK NODULES, SLIGHTLY PLASTIC, SLIGHTLY STIFF, VERY MOIST		
	25	2		0			SILTY CLAY, BROWN, SOME GRAVEL AND SAND, SUBROUNDED, UP TO 1/2", FINE TO MEDIUM GRAIN, TRACE COARSE GRAIN, CRUMBLY, SLIGHTLY COHESIVE, SLIGHTLY MOIST, VERY MOIST FROM 26.3-26.5' BGS		
445		2		0			SILTY CLAY, BROWN, LITTLE GRAY MOTTLING, SLIGHTLY LAMINATED, VERY STIFF, SLIGHTLY MOIST		
							SHALE, VERY DARK GRAY, LAMINATED, HARD, DRY		

Report: WELL_LOG_REV_MKE; File: WHIRLPOOL_LOGS.GPJ; 09/10/14

Table 1
Thickness of Saturated Soils of the North and South Plumes
Whirlpool - Fort Smith

Plume	Well ID	Ground Elevation	Top of Saturated Soils	Bottom of Saturated Soils	Saturated Soil Interval
North	IW-72	472.2	450.2	446.4	3.8
North	IW-73	472.1	NA[2]	NA[2]	NA[2]
North	IW-74	472.3	454.3	446.3	8.0
North	IW-75	472.8	NA[2]	NA[2]	NA[2]
North	IW-76	473.2	NA[2]	NA[2]	NA[2]
North	IW-77	473.8	454.8	445.8	9.0
North	IW-78	474.2	NA[2]	NA[2]	NA[2]
North	IW-79	474.1	NA[2]	NA[2]	NA[2]
North	IW-80	473.7	454.7	446.7	8.0
North	MW-23	475.8	453.8	447.8	6.0
North	MW-24	476.6	453.6	447.1	6.5
North	MW-27	475.7	451.7	447.4	4.3
North	MW-28	470.6	447.1	445.9	1.2
North	MW-31	476.1	448.1	447.1	1.0
North	MW-32	475.7	NA[2]	NA[2]	NA[2]
North	MW-33	474.9	NA[2]	NA[2]	NA[2]
North	MW-35R	474.0	NA[2]	NA[2]	NA[2]
North	MW-36	473.4	NA[2]	NA[2]	NA[2]
North	MW-39	475.6	450.1	447.6	2.5
North	MW-40	473.4	450.1	447.1	3.0
North	MW-41	472.3	453.3	445.8	7.5
North	MW-42B	471.8	449.8	446.3	3.5
North	MW-43	471.0	451.0	446.3	4.7
North	MW-46R	466.5	450.5	445.8	4.7
North	MW-50	463.2	451.2	445.6	5.6
North	MW-55	465.5	447.5	446.8	0.7
North	MW-56	463.4	445.4	444.9	0.5
North	MW-57	463.1	447.1	446.5	0.6
North	MW-58	462.9	446.3	445.9	0.4
North	MW-60	461.0	447.2	445.6	1.6 [3]
North	MW-61	459.8	445.5	444.7	0.8 [3]
North	MW-62	464.5	446.0	444.2	1.8
North	MW-63	464.0	444.7	444.5	0.2 [3]
North	MW-65	474.1	453.6	445.7	7.9
North	MW-66	462.7	450.7	446.5	4.2 [3]
North	MW-67	459.4	448.4	445.2	3.2 [3]
North	MW-68	470.0	448.0	446.5	1.5
North	MW-70	471.7	NA[2]	NA[2]	NA[2]
North	MW-71	471.5	NA[2]	NA[2]	NA[2]
North	RW-69	471.5	449.5	445.5	4.0
				Average Thickness (ft)	**3.7**

Table 1
Thickness of Saturated Soils of the North and South Plumes
Whirlpool - Fort Smith

Plume	Well ID	Ground Elevation	Top of Saturated Soils	Bottom of Saturated Soils	Saturated Soil Interval
South	ITMW-1	474.6	450.6	444.1	6.5
South	ITMW-10	478.6	451.6	446.1	5.5
South	ITMW-11	474.0	457.5	444.5	13.0
South	ITMW-12	474.7	456.7	444.7	12.0
South	ITMW-13	475.4	450.4	446.4	4.0
South	ITMW-14	475.7	455.7	445.7	10.0
South	ITMW-15	474.8	454.0	444.8	9.2
South	ITMW-16	476.5	458.5	445.3	13.2
South	ITMW-17	476.1	454.1	447.1	7.0
South	ITMW-18	473.9	457.9	444.9	13.0
South	ITMW-19	474.3	457.8	445.3	12.5
South	ITMW-2	475.1	457.1	445.6	11.5
South	ITMW-20	475.7	453.2	447.4	5.8
South	ITMW-21	474.4	449.4	446.4	3.0
South	ITMW-3	472.8	451.6	444.6	7.0
South	ITMW-4	477.6	458.1	447.1	11.0
South	ITMW-5	476.6	452.1	446.1	6.0
South	ITMW-6	481.1	455.4	445.6	9.8
South	ITMW-7	479.7	NA[2]	NA[2]	NA[2]
South	ITMW-9	479.5	460.2	446.3	13.9
South	MW-22	473.9	450.9	449.9	1.0
South	MW-25	474.7	446.7	445.0	1.8
South	MW-26	476.1	451.1	446.9	4.2
South	MW-29	475.1	452.1	447.1	5.0
South	MW-30	479.2	446.7	443.7	3.0
South	MW-37	474.0	457.0	445.5	11.5
South	MW-38	474.9	NA[2]	NA[2]	NA[2]
				Average Thickness (ft)	**8.0**

Notes:
1. Saturated thickness calculated from soil description in boring log.
2. NA - Boring log not available
3. No saturated soil observation recorded in boring log during drilling. Interval inferred based on soil description.

Table 2
Estimated Quantity of TCE in Groundwater
Whirlpool - Fort Smith, Arkansas

GROUNDWATER	Volume of Water						TCE Concentration		Mass of TCE		Volume of TCE	
Date	Plume Area (Sq. Ft.)	Saturated Thickness (Feet)	Total Porosity[2]	Plume Volume (Cubic Feet)	Gallons	Liters	Estimated Avg. Min. Concentration Assumed to be Present Throughout the Respective Section of Plume (µg/l)	Estimated Avg. Max. Concentration Assumed to be Present Throughout the Respective Section of Plume (µg/l)	Min. Kg.	Max. Kg.	Min. Vol. (Gallons)	Max. Vol. (Gallons)
North Plume												
March 2014 - 5 to 100 ug/l	*246,800*	3.7[1]	0.4	366,251	2,739,559	10,369,231	5	100	0.1	1.0	0.0	0.2
March 2014 - 100 to 1,000 ug/l	*184,500*	3.7[1]	0.4	273,798	2,048,009	7,751,714	100	1,000	0.8	7.8	0.1	1.4
March 2014 - > 1,000 ug/l	*100*	3.7[1]	0.4	148	1,110	4,201	1,000	1,500	0.0	0.0	0.0	0.0
March 2014 Subtotal	431,400								0.8	8.8	0.2	1.6
May 2014 - 5 to 100 ug/l	*279,000*	3.7[1]	0.4	414,036	3,096,989	11,722,104	5	100	0.1	1.2	0.0	0.2
May 2014 - 100 to 1,000 ug/l	*185,100*	3.7[1]	0.4	274,688	2,054,669	7,776,923	100	1,000	0.8	7.8	0.1	1.4
May 2014 - > 1,000 ug/l	*100*	3.7[1]	0.4	148	1,110	4,201	1,000	1,500	0.0	0.0	0.0	0.0
May 2014 Subtotal	464,200								0.8	9.0	0.2	1.6
July 2014 - 5 to 100 ug/l	*294,300*	3.7[1]	0.4	436,741	3,266,824	12,364,930	5	100	0.1	1.2	0.0	0.2
July 2014 - 100 to 1,000 ug/l	*192,500*	3.7[1]	0.4	285,670	2,136,812	8,087,832	100	1,000	0.8	8.1	0.1	1.5
July 2014 - > 1,000 ug/l	*200*	3.7[1]	0.4	297	2,220	8,403	1,000	1,500	0.0	0.0	0.0	0.0
July 2014 Subtotal	487,000								0.9	9.3	0.2	1.7
South Plume												
July 2014 - 5 to 100 ug/l	*425,300*	8.0[1]	0.4	1,362,661	10,192,706	38,579,391	5	100	0.2	3.9	0.0	0.7
July 2014 - 100 to 1,000 ug/l	*277,800*	8.0[1]	0.4	890,071	6,657,733	25,199,518	100	1,000	2.5	25.2	0.5	4.6
July 2014 - > 1,000 ug/l	*111,900*	8.0[1]	0.4	358,528	2,681,786	10,150,562	1,000	1,500	10.2	15.2	1.8	2.8
July 2014 Subtotal	815,000								12.9	44.3	2.3	8.0

1 - Saturated Thickness estimated from 3rd Quarter 2014 data.
2 - Total Porosity estimated from Freeze and Cherry (1979).

ENVIRON